

Motul Portuguese Round, 1-3 October 2021 Chronological Analysis Race 1

Portimao 4.592 m

Start at 14:00'44.397

1 / 4

1° 54 T. RAZGATLIOGLU (1'41.509)							
Lap	Seg.1	Seg.2	Seg.3	Seg.4	Lap Time	km/h	Local Time
1		29.377	22.217	18.064	1'43.221	171,2	14:02'27.618
2	31.830	29.086	22.956	18.042	1'41.914	303,5	14:04'09.532
3	31.777	29.357	22.539	18.041	1'41.714	306,1	14:05'51.246
4	32.434	29.408	22.603	17.987	1'42.432	300,2	14:07'33.678
5	31.860	29.421	22.528	18.064	1'41.873	312,3	14:09'15.551
6	32.091	29.356	22.360	18.136	1'41.943	306,1	14:10'57.494
7	31.835	29.326	22.254	18.094	1'41.509	306,1	14:12'39.003
8	31.866	29.368	22.319	18.035	1'41.588	307,8	14:14'20.591
9	31.923	29.420	22.344	18.051	1'41.738	309,6	14:16'02.329
10	31.914	29.701	22.390	18.058	1'42.063	308,7	14:17'44.392
11	31.847	29.270	22.353	18.290	1'41.760	309,6	14:19'26.152
12	31.963	29.361	22.280	18.196	1'41.800	303,5	14:21'07.952
13	31.986	29.260	22.338	18.218	1'41.802	302,7	14:22'49.754
14	32.084	29.381	22.419	18.291	1'42.175	302,7	14:24'31.929
15	32.297	29.449	22.410	18.285	1'42.441	302,7	14:26'14.370
16	32.290	29.483	22.337	18.412	1'42.522	305,2	14:27'56.892
17	32.174	29.426	22.400	18.325	1'42.325	302,7	14:29'39.217
18	32.182	29.440	22.418	18.325	1'42.365	307,0	14:31'21.582
19	32.089	29.431	22.239	18.236	1'41.995	303,5	14:33'03.577
20	31.902	29.535	22.284	18.349	1'42.070	304,4	14:34'45.647
Race Time 34'01.250							

16	32.394	29.622	22.319	18.187	1'42.522	304,4	14:28'05.546
17	32.232	29.554	22.437	18.205	1'42.428	305,2	14:29'47.974
18	32.455	29.823	22.447	18.071	1'42.796	301,8	14:31'30.770
19	32.207	29.604	22.431	18.080	1'42.322	309,6	14:33'13.092
20	32.687	29.712	22.533	18.251	1'43.183	313,2	14:34'56.275
Race Time 34'11.878							

2° 45 S. REDDING (1'41.507)							
Lap	Seg.1	Seg.2	Seg.3	Seg.4	Lap Time	km/h	Local Time
1		29.659	22.187	17.955	1'43.642	179,7	14:02'28.039
2	32.046	29.138	22.632	17.903	1'41.719	301,0	14:04'09.758
3	32.097	29.333	22.361	17.922	1'41.713	294,5	14:05'51.471
4	31.857	29.607	22.494	17.983	1'41.941	310,5	14:07'33.412
5	31.881	29.366	22.697	18.079	1'42.023	307,0	14:09'15.435
6	31.987	29.399	22.366	18.057	1'41.809	307,0	14:10'57.244
7	31.774	29.298	22.345	18.090	1'41.507	308,7	14:12'38.751
8	31.797	29.322	22.400	18.064	1'41.583	308,7	14:14'20.334
9	31.924	29.482	22.421	17.983	1'41.810	307,8	14:16'02.144
10	31.850	29.728	22.481	18.061	1'42.120	307,8	14:17'44.264
11	32.196	29.506	22.414	18.084	1'42.200	306,1	14:19'26.464
12	31.908	29.564	22.331	18.083	1'41.886	307,0	14:21'08.350
13	32.031	29.461	22.514	18.085	1'42.091	307,8	14:22'50.441
14	31.960	29.414	22.446	18.154	1'41.974	310,5	14:24'32.415
15	32.104	29.448	22.422	17.990	1'41.964	309,6	14:26'14.379
16	32.480	29.624	22.288	18.209	1'42.601	307,0	14:27'56.980
17	32.227	29.492	22.418	18.100	1'42.237	303,5	14:29'39.217
18	32.318	29.635	22.455	18.081	1'42.489	305,2	14:31'21.706
19	32.224	29.530	22.264	17.981	1'41.999	307,8	14:33'03.705
20	32.137	29.661	22.458	18.377	1'42.633	304,4	14:34'46.338
Race Time 34'01.941							

4° 21 M. RINALDI (1'42.077)								
Lap	Seg.1	Seg.2	Seg.3	Seg.4	Lap Time	km/h	Local Time	
1			29.539	22.382	17.792	1'44.235	190,8	14:02'28.632
2	32.327	29.490	22.452	17.965	1'42.234	298,5	14:04'10.866	
3	32.360	29.439	22.408	18.002	1'42.209	307,0	14:05'53.075	
4	32.289	29.648	22.588	17.936	1'42.461	305,2	14:07'35.536	
5	32.267	29.414	22.646	18.053	1'42.380	307,0	14:09'17.916	
6	32.663	29.541	22.577	17.945	1'42.726	305,2	14:11'00.642	
7	32.331	29.539	22.441	18.001	1'42.312	301,0	14:12'42.954	
8	32.287	29.615	22.648	18.239	1'42.789	307,8	14:14'25.743	
9	32.012	29.961	23.055	17.967	1'42.995	304,4	14:16'08.738	
10	32.012	29.538	22.439	18.088	1'42.077	305,2	14:17'50.815	
11	32.557	29.486	22.532	17.993	1'42.568	301,8	14:19'33.383	
12	33.297	30.732	22.598	18.039	1'44.666	303,5	14:21'18.049	
13	32.143	29.460	22.547	18.005	1'42.155	305,2	14:23'00.204	
14	32.053	29.424	22.854	17.981	1'42.312	303,5	14:24'42.516	
15	32.142	29.740	22.610	17.983	1'42.475	302,7	14:26'24.991	
16	32.361	29.636	22.673	18.077	1'42.747	306,1	14:28'07.738	
17	32.032	29.720	22.590	18.108	1'42.450	308,7	14:29'50.188	
18	32.750	29.995	22.719	18.023	1'43.487	305,2	14:31'33.675	
19	32.208	29.564	22.581	17.963	1'42.316	306,1	14:33'15.991	
20	32.211	29.554	22.452	18.340	1'42.557	304,4	14:34'58.548	
Race Time 34'14.151								

3° 11 L. BAZ (1'42.220)							
Lap	Seg.1	Seg.2	Seg.3	Seg.4	Lap Time	km/h	Local Time
1		29.695	22.323	18.019	1'45.221	183,7	14:02'29.618
2	32.305	29.432	22.423	18.094	1'42.254	295,3	14:04'11.872
3	32.361	29.376	22.356	18.127	1'42.220	300,2	14:05'54.092
4	32.297	29.441	22.454	18.068	1'42.260	308,7	14:07'36.352
5	32.372	29.523	22.378	18.121	1'42.394	307,8	14:09'18.746
6	32.490	29.441	22.411	17.962	1'42.304	307,0	14:11'01.050
7	32.511	29.453	22.370	18.013	1'42.347	296,9	14:12'43.397
8	32.404	29.534	22.417	18.077	1'42.432	299,3	14:14'25.829
9	32.321	29.794	22.574	18.140	1'42.829	306,1	14:16'08.658
10	32.480	29.456	22.329	18.021	1'42.286	304,4	14:17'50.944
11	32.197	29.594	22.380	18.203	1'42.374	311,4	14:19'33.318
12	32.626	29.473	22.397	18.043	1'42.539	306,1	14:21'15.857
13	32.329	29.399	22.443	18.107	1'42.278	307,0	14:22'58.135
14	32.149	29.761	22.701	18.040	1'42.651	309,6	14:24'40.786
15	32.039	29.601	22.402	18.196	1'42.238	311,4	14:26'23.024

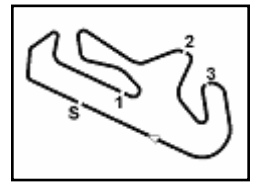
5° 91 L. HASLAM (1'42.079)								
Lap	Seg.1	Seg.2	Seg.3	Seg.4	Lap Time	km/h	Local Time	
1			29.586	22.304	17.815	1'43.926	176,2	14:02'28.323
2	32.276	29.351	22.578	17.874	1'42.079	298,5	14:04'10.402	
3	32.411	29.535	22.395	18.028	1'42.369	296,1	14:05'52.771	
4	32.378	29.724	22.423	17.920	1'42.445	292,1	14:07'35.216	
5	32.274	29.629	22.487	18.080	1'42.470	296,1	14:09'17.686	
6	32.448	29.575	22.459	18.112	1'42.594	297,7	14:11'00.280	
7	32.314	29.533	22.532	18.022	1'42.401	295,3	14:12'42.681	
8	32.284	29.727	22.835	18.179	1'43.025	301,8	14:14'25.706	
9	32.897	29.667	22.892	17.785	1'43.241	282,2	14:16'08.947	
10	32.571	29.486	22.440	17.718	1'42.215	289,7	14:17'51.162	
11	32.585	29.490	22.610	17.775	1'42.460	280,0	14:19'33.622	
12	33.842	29.640	22.411	17.891	1'43.784	292,9	14:21'17.406	
13	32.209	29.508	22.461	17.947	1'42.125	291,3	14:22'59.531	
14	32.178	29.572	22.553	17.899	1'42.202	297,7	14:24'41.733	
15	32.386	29.697	22.498	18.047	1'42.628	295,3	14:26'24.361	
16	32.493	29.890	22.719	18.131	1'43.233	294,5	14:28'07.594	
17	32.560	29.667	22.548	17.879	1'42.654	294,5	14:29'50.248	
18	32.444	30.012	22.728	18.127	1'43.311	305,2	14:31'33.559	
19	32.698	29.659	22.642	17.836	1'42.835	296,9	14:33'16.394	
20	32.242	29.715	22.555	18.046	1'42.558	296,1	14:34'58.952	
Race Time 34'14.555								

6° 31 G. GERLOFF (1'41.743)								
Lap	Seg.1	Seg.2	Seg.3	Seg.4	Lap Time	km/h	Local Time	
1			29.576	22.458	17.930	1'44.910	182,7	14:02'29.307
2	32.373	29.477	22.355	18.010	1'42.215	299,3	14:04'11.522	
3	32.329	29.385	22.362	18.065	1'42.141	301,8	14:05'53.663	
4	32.292	29.491	22.456	17.914	1'42.153	307,0	14:07'35.816	
5	32.546	29.403	22.452	17.886	1'42.287	307,0	14:09'18.103	
6	32.739	29.483	22.497	17.921	1'42.640	278,6	14:11'00.743	
7	33.112	29.313	22.446	18.004	1'42.875	292,1	14:12'43.618	
8	33.894	29.453	22.384	18.121	1'43.852	308,7	14:14'27.470	
9	32.664	29.246	24.485	18.166	1'44.561	307,8	14:16'12.031	

02/10/2021 P = Pits In/Out - C = Lap Time Cancelled

These data/results cannot be reproduced, stored and/or transmitted in whole or in part by any manner of electronic, mechanical, photocopying, recording, broadcasting or otherwise now known or herein after developed without the previous express consent by the copyright owner, except for reproduction in daily press and regular printed publications on sale to the public within 60 days of the event related to those data/results and always provided that copyright symbol appears together as follows below.

© DORNA WSBK ORGANIZATION Srl 2021



Motul Portuguese Round, 1-3 October 2021 Chronological Analysis Race 1

Portimao 4.592 m

Start at 14:00'44.397

2 / 4

10	32.362	29.512	22.389	18.009	1'42.272	303,5	14:17'54.303	4	32.739	29.739	22.719	18.336	1'43.533	301,8	14:07'40.048
11	32.340	29.335	22.598	18.090	1'42.363	304,4	14:19'36.666	5	32.892	29.873	22.675	18.337	1'43.777	292,9	14:09'23.825
12	32.287	29.679	22.261	18.009	1'42.236	304,4	14:21'18.902	6	33.201	29.942	22.726	18.220	1'44.089	301,0	14:11'07.914
13	32.146	29.524	22.399	17.975	1'42.044	306,1	14:23'00.946	7	32.657	29.765	22.640	18.227	1'43.289	290,5	14:12'51.203
14	32.040	29.232	22.496	17.975	1'41.743	307,8	14:24'42.689	8	32.614	29.769	22.699	18.268	1'43.350	295,3	14:14'34.553
15	32.287	29.497	24.079	18.058	1'43.921	305,2	14:26'26.610	9	32.549	29.732	22.636	18.243	1'43.160	296,9	14:16'17.713
16	32.261	29.515	22.404	18.120	1'42.300	303,5	14:28'08.910	10	32.517	29.713	22.552	18.281	1'43.063	297,7	14:18'00.776
17	32.582	29.461	22.349	18.121	1'42.513	307,8	14:29'51.423	11	32.477	29.720	22.670	18.328	1'43.195	299,3	14:19'43.971
18	32.161	29.490	22.748	18.012	1'42.411	305,2	14:31'33.834	12	32.430	29.863	22.590	18.311	1'43.194	301,8	14:21'27.165
19	32.669	29.625	22.597	18.042	1'42.933	290,5	14:33'16.767	13	32.413	29.789	22.670	18.233	1'43.105	298,5	14:23'10.270
20	32.404	29.463	22.434	18.175	1'42.476	304,4	14:34'59.243	14	32.453	29.790	22.610	18.222	1'43.075	301,8	14:24'53.345

Race Time 34'14.846

7° 47 A. BASSANI (1'42.597)							
Lap	Seg.1	Seg.2	Seg.3	Seg.4	Lap Time	km/h	Local Time
1		29.874	22.548	18.326	1'46.174	190,8	14:02'30.571
2	33.058	29.532	22.474	18.089	1'43.153	303,5	14:04'13.724
3	32.491	29.682	22.670	18.090	1'42.933	303,5	14:05'56.657
4	32.720	29.789	22.724	18.162	1'43.395	287,4	14:07'40.052
5	32.328	29.678	22.426	18.181	1'42.613	301,8	14:09'22.665
6	32.334	29.560	22.546	18.157	1'42.597	304,4	14:11'05.262
7	32.321	29.494	22.687	18.204	1'42.706	301,0	14:12'47.968
8	32.595	29.734	22.638	18.170	1'43.137	305,2	14:14'31.105
9	32.609	29.929	22.651	18.178	1'43.367	305,2	14:16'14.472
10	32.473	29.897	22.617	18.193	1'43.180	301,8	14:17'57.652
11	32.425	29.736	22.557	18.261	1'42.979	303,5	14:19'40.631
12	32.245	29.826	22.575	18.198	1'42.844	307,0	14:21'23.475
13	32.380	29.930	22.839	18.196	1'43.345	302,7	14:23'06.820
14	32.522	29.838	22.781	18.207	1'43.348	299,3	14:24'50.118
15	32.653	30.303	22.764	18.227	1'43.947	296,1	14:26'34.115
16	32.631	29.918	22.816	18.332	1'43.697	303,5	14:28'17.812
17	32.543	29.847	22.808	18.246	1'43.444	299,3	14:30'01.256
18	32.622	29.736	22.713	18.260	1'43.331	302,7	14:31'44.587
19	32.724	29.846	22.818	18.497	1'43.885	301,8	14:33'28.472
20	32.627	30.128	23.023	18.358	1'44.136	303,5	14:35'12.608

Race Time 34'28.211

8° 36 L. MERCADO (1'42.861)							
Lap	Seg.1	Seg.2	Seg.3	Seg.4	Lap Time	km/h	Local Time
1		30.286	22.615	18.058	1'46.967	189,8	14:02'31.364
2	32.666	29.665	22.626	18.084	1'43.041	297,7	14:04'14.405
3	32.468	29.838	22.637	18.198	1'43.141	305,2	14:05'57.546
4	32.560	29.718	22.525	18.058	1'42.861	305,2	14:07'40.407
5	32.874	29.788	22.645	18.166	1'43.473	293,7	14:09'23.880
6	33.125	29.676	22.622	18.175	1'43.598	299,3	14:11'07.478
7	32.731	29.724	22.533	18.118	1'43.106	301,8	14:12'50.584
8	32.601	29.831	22.612	18.178	1'43.222	299,3	14:14'33.806
9	32.519	29.779	22.551	18.180	1'43.029	301,8	14:16'16.835
10	32.585	29.753	22.541	18.316	1'43.195	300,2	14:18'00.030
11	32.585	29.780	22.566	18.227	1'43.158	301,0	14:19'43.188
12	32.605	29.818	22.586	18.174	1'43.183	304,4	14:21'26.371
13	32.495	30.042	22.557	18.244	1'43.338	301,0	14:23'09.709
14	32.691	29.872	22.633	18.264	1'43.460	299,3	14:24'53.169
15	32.691	29.864	22.736	18.295	1'43.586	301,8	14:26'36.755
16	32.929	29.907	22.560	18.184	1'43.580	301,0	14:28'20.335
17	32.794	29.789	22.561	18.319	1'43.463	298,5	14:30'03.798
18	32.911	29.788	22.719	18.237	1'43.655	301,0	14:31'47.453
19	32.606	29.918	22.566	18.271	1'43.361	301,0	14:33'30.814
20	32.704	29.895	22.757	18.303	1'43.659	301,0	14:35'14.473

Race Time 34'30.076

9° 50 E. LAVERTY (1'43.063)							
Lap	Seg.1	Seg.2	Seg.3	Seg.4	Lap Time	km/h	Local Time
1		29.890	22.476	17.955	1'45.474	187,2	14:02'29.871
2	32.541	29.725	22.562	18.337	1'43.165	292,1	14:04'13.036
3	32.630	29.831	22.671	18.347	1'43.479	285,9	14:05'56.515

10° 23 C. PONSSON (1'43.414)							
Lap	Seg.1	Seg.2	Seg.3	Seg.4	Lap Time	km/h	Local Time
1		30.270	22.971	18.126	1'48.203	193,8	14:02'32.600
2	32.955	30.546	22.713	18.205	1'44.419	289,0	14:04'17.019
3	33.128	29.890	22.720	18.238	1'43.976	295,3	14:06'00.995
4	32.741	29.993	22.883	18.202	1'43.819	294,5	14:07'44.814
5	32.926	30.060	22.833	18.173	1'43.992	296,9	14:09'28.806
6	32.628	29.939	22.672	18.175	1'43.414	296,1	14:11'12.220
7	33.148	29.823	22.800	18.163	1'43.934	300,2	14:12'56.154
8	32.766	29.924	22.763	18.140	1'43.593	299,3	14:14'39.747
9	32.653	30.090	22.693	18.355	1'43.791	299,3	14:16'23.538
10	32.861	29.930	22.799	18.455	1'44.045	296,9	14:18'07.583
11	32.882	29.943	22.742	18.343	1'43.910	295,3	14:19'51.493
12	32.859	29.852	22.733	18.246	1'43.690	295,3	14:21'35.183
13	32.654	29.819	22.803	18.302	1'43.578	296,1	14:23'18.761
14	32.581	30.129	22.741	18.290	1'43.741	296,9	14:25'02.502
15	32.726	29.966	22.819	18.265	1'43.776	293,7	14:26'46.278
16	32.597	30.057	22.758	18.334	1'43.746	295,3	14:28'30.024
17	32.534	29.945	22.871	18.465	1'43.815	296,9	14:30'13.839
18	32.639	29.939	22.777	18.261	1'43.616	296,9	14:31'57.455
19	32.669	29.893	22.760	18.332	1'43.654	296,9	14:33'41.109
20	32.674	29.827	22.696	18.402	1'43.599	296,1	14:35'24.708

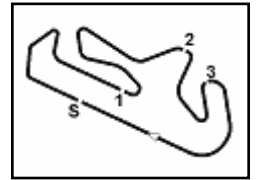
Race Time 34'40.311

11° 32 I. VINALES (1'43.116)							
Lap	Seg.1	Seg.2	Seg.3	Seg.4	Lap Time	km/h	Local Time
1		30.624	23.087	18.191	1'49.459	188,5	14:02'33.856
2	32.995	29.820	23.030	18.150	1'43.995	289,0	14:04'17.851
3	32.752	29.813	22.554	18.111	1'43.230	291,3	14:06'01.081
4	33.130	30.081	22.754	18.041	1'44.006	288,2	14:07'45.087
5	32.949	29.970	22.802	18.017	1'43.738	285,2	14:09'28.825
6	32.825	29.938	22.625	18.091	1'43.479	292,1	14:11'12.304
7	32.500	29.735	22.750	18.391	1'43.376	301,8	14:12'55.680
8	32.623	29.588	22.758	18.377	1'43.346	295,3	14:14'39.026
9	32.803	30.865	22.721	18.220	1'44.609	295,3	14:16'23.635
10	32.977	29.999	22.674	18.349	1'43.999	292,1	14:18'07.634
11	33.033	29.965	22.710	18.214	1'43.922	292,1	14:19'51.556
12	32.404	29.833	22.494	18.385	1'43.116	296,9	14:21'34.672
13	32.532	29.773	25.132	18.130	1'45.567	292,9	14:23'20.239
14	33.038	29.937	22.575	18.297	1'43.847	285,9	14:25'04.086
15	32.857	29.753	22.615	18.333	1'43.558	291,3	14:26'47.644
16	32.768	29.787	22.754	18.366	1'43.675	290,5	14:28'31.319
17	32.735	29.882	22.726	18.430	1'43.773	291,3	14:30'15.092
18	32.675	29.826	22.735	18.278	1'43.514	284,4	14:31'58.606
19	32.680	29.770	22.562	18.318	1'43.330	288,2	14:33'41.936
20	32.781	29.879	22.451	18.303	1'43.414	289,0	14:35'25.350

02/10/2021 P = Pits In/Out - C = Lap Time Cancelled

These data/results cannot be reproduced, stored and/or transmitted in whole or in part by any manner of electronic, mechanical, photocopying, recording, broadcasting or otherwise now known or herein after developed without the previous express consent by the copyright owner, except for reproduction in daily press and regular printed publications on sale to the public within 60 days of the event related to those data/results and always provided that copyright symbol appears together as follows below.

© DORNA WSBK ORGANIZATION Srl 2021



Motul Portuguese Round, 1-3 October 2021 Chronological Analysis Race 1

Portimao 4.592 m

Start at 14:00'44.397

3 / 4

76 S. CAVALIERI (1'43.299)								94 J. FOLGER (1'43.172)							
Lap	Seg.1	Seg.2	Seg.3	Seg.4	Lap Time	km/h	Local Time	Lap	Seg.1	Seg.2	Seg.3	Seg.4	Lap Time	km/h	Local Time
1		30.380	22.981	18.221	1'48.752	197,4	14:02'33.149	1		30.925	23.137	18.091	1'49.595	190,4	14:02'33.992
2	32.860	30.560	22.960	18.508	1'44.888	289,0	14:04'18.037	2	33.377	29.867	22.885	18.066	1'44.195	295,3	14:04'18.187
3	33.102	29.863	22.785	18.292	1'44.042	284,4	14:06'02.079	3	33.213	30.041	22.811	18.251	1'44.316	277,1	14:06'02.503
4	33.033	30.379	22.911	18.475	1'44.798	296,1	14:07'46.877	4	32.883	30.545	23.007	18.101	1'44.536	297,7	14:07'47.039
5	32.695	29.730	22.749	18.397	1'43.571	292,9	14:09'30.448	5	33.261	30.265	22.801	18.179	1'44.506	289,0	14:09'31.545
6	32.677	29.803	22.709	18.185	1'43.374	296,9	14:11'13.822	6	32.596	29.893	22.574	18.109	1'43.172	296,9	14:11'14.717
7	32.547	29.977	22.826	18.212	1'43.562	298,5	14:12'57.384	7	32.824	30.180	22.773	18.269	1'44.046	301,8	14:12'58.763
8	33.058	30.032	22.773	18.251	1'44.114	297,7	14:14'41.498	8	32.841	30.126	22.905	18.156	1'44.028	298,5	14:14'42.791
9	32.588	29.764	22.681	18.286	1'43.319	297,7	14:16'24.817	9	32.616	30.218	22.934	18.179	1'43.947	294,5	14:16'26.738
10	32.684	29.920	22.751	18.319	1'43.674	296,1	14:18'08.491	10	32.801	29.985	23.025	18.249	1'44.060	296,1	14:18'10.798
11	32.730	29.901	22.808	18.259	1'43.698	292,9	14:19'52.189	11	32.903	30.030	23.017	18.326	1'44.276	297,7	14:19'55.074
12	32.824	30.072	22.653	18.280	1'43.829	292,9	14:21'36.018	12	32.674	30.179	22.961	18.310	1'44.124	296,9	14:21'39.198
13	32.754	30.208	22.895	18.291	1'44.148	290,5	14:23'20.166	13	32.939	30.458	23.114	18.256	1'44.767	286,7	14:23'23.965
14	32.671	29.893	22.862	18.356	1'43.782	298,5	14:25'03.948	14	32.746	30.166	23.106	18.258	1'44.276	294,5	14:25'08.241
15	32.703	29.797	22.718	18.377	1'43.595	297,7	14:26'47.543	15	32.802	30.063	22.945	18.325	1'44.135	296,9	14:26'52.376
16	32.548	29.929	22.711	18.438	1'43.626	302,7	14:28'31.169	16	34.205	31.668	23.188	18.652	1'47.713	294,5	14:28'40.089
17	32.621	29.991	22.733	18.442	1'43.787	296,9	14:30'14.956	17	33.227	30.246	22.996	18.375	1'44.844	300,2	14:30'24.933
18	32.604	29.875	22.697	18.365	1'43.541	297,7	14:31'58.497	18	32.787	30.173	22.903	18.273	1'44.136	299,3	14:32'09.069
19	32.525	29.791	22.648	18.335	1'43.299	299,3	14:33'41.796	19	32.564	30.275	22.815	18.222	1'43.876	301,0	14:33'52.945
20	32.695	30.347	22.972	18.506	1'44.520	296,9	14:35'26.316	20	32.684	30.618	23.730	18.485	1'45.517	301,0	14:35'38.462
Race Time 34'40.953								Race Time 34'42.662							

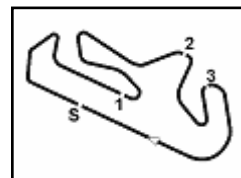
53 T. RABAT (1'43.357)								84 L. CRESSON (1'43.703)							
Lap	Seg.1	Seg.2	Seg.3	Seg.4	Lap Time	km/h	Local Time	Lap	Seg.1	Seg.2	Seg.3	Seg.4	Lap Time	km/h	Local Time
1		30.394	22.876	18.230	1'47.627	198,8	14:02'32.024	1		30.354	22.898	18.153	1'47.779	197,0	14:02'32.176
2	32.761	30.159	22.715	18.359	1'43.994	291,3	14:04'16.018	2	33.030	29.942	22.779	18.903	1'44.654	292,1	14:04'16.830
3	32.948	30.217	22.678	18.381	1'44.224	285,2	14:06'00.242	3	32.991	30.008	22.665	18.423	1'44.087	299,3	14:06'00.917
4	32.776	30.333	22.803	18.346	1'44.258	295,3	14:07'44.500	4	33.105	30.054	22.809	18.146	1'44.114	291,3	14:07'45.031
5	33.032	30.108	22.756	18.319	1'44.215	290,5	14:09'28.715	5	33.302	29.971	22.768	18.302	1'44.343	297,7	14:09'29.374
6	33.407	30.078	22.706	18.339	1'44.530	285,2	14:11'13.245	6	32.933	30.149	22.826	18.303	1'44.211	296,1	14:11'13.585
7	32.724	30.158	22.749	18.373	1'44.004	296,9	14:12'57.249	7	33.175	29.911	22.790	18.281	1'44.157	294,5	14:12'57.742
8	33.042	30.020	22.690	18.401	1'44.153	297,7	14:14'41.402	8	33.019	30.035	22.740	18.241	1'44.035	296,1	14:14'41.777
9	33.035	29.989	22.793	18.369	1'44.186	293,7	14:16'25.588	9	32.885	30.064	22.745	18.236	1'43.930	292,1	14:16'25.707
10	32.604	30.042	22.807	18.538	1'43.991	296,9	14:18'09.579	10	32.808	29.964	22.806	18.414	1'43.992	296,9	14:18'09.699
11	32.816	30.074	22.629	18.436	1'43.955	294,5	14:19'53.534	11	32.964	29.996	22.828	18.320	1'44.108	289,7	14:19'53.807
12	32.626	30.084	22.675	18.328	1'43.713	302,7	14:21'37.247	12	32.701	30.120	22.688	18.194	1'43.703	296,9	14:21'37.510
13	32.524	30.134	22.796	18.435	1'43.889	296,9	14:23'21.136	13	32.718	30.656	23.055	18.399	1'44.828	293,7	14:23'22.338
14	32.838	29.962	22.637	18.349	1'43.786	297,7	14:25'04.922	14	32.937	30.014	22.869	18.485	1'44.305	289,7	14:25'06.643
15	32.812	30.032	22.622	18.227	1'43.693	292,9	14:26'48.615	15	33.119	30.330	22.886	18.546	1'44.881	289,7	14:26'51.524
16	32.440	29.945	22.545	18.427	1'43.357	307,8	14:28'31.972	16	33.025	30.198	22.974	18.567	1'44.764	290,5	14:28'36.288
17	32.586	30.057	22.607	18.416	1'43.666	299,3	14:30'15.638	17	33.150	30.297	23.029	18.544	1'45.020	289,0	14:30'21.308
18	32.757	30.099	22.629	18.314	1'43.799	292,1	14:31'59.437	18	33.435	30.773	22.939	18.625	1'45.772	287,4	14:32'07.080
19	32.768	29.996	22.636	18.414	1'43.814	297,7	14:33'43.251	19	33.185	30.344	22.784	18.599	1'44.912	282,9	14:33'51.992
20	32.656	30.059	22.690	18.266	1'43.671	299,3	14:35'26.922	20	33.066	30.825	23.729	18.929	1'46.549	287,4	14:35'38.541
Race Time 34'42.525								Race Time 34'54.144							

3 K. NOZANE (1'43.650)								19 A. BAUTISTA (1'41.894)							
Lap	Seg.1	Seg.2	Seg.3	Seg.4	Lap Time	km/h	Local Time	Lap	Seg.1	Seg.2	Seg.3	Seg.4	Lap Time	km/h	Local Time
1		30.325	23.028	18.219	1'47.399	193,8	14:02'31.796	1		30.206	22.706	17.907	1'46.338	179,1	14:02'30.735
2	32.691	29.950	22.680	18.397	1'43.718	300,2	14:04'15.514	2	32.164	29.492	22.486	18.186	1'42.328	312,3	14:04'13.063
3	32.660	30.072	22.727	18.516	1'43.975	300,2	14:05'59.489	3	32.066	29.647	22.444	18.107	1'42.264	313,2	14:05'55.327
4	32.648	30.529	22.676	18.386	1'44.239	295,3	14:07'43.728	4	32.136	29.413	22.693	17.945	1'42.187	309,6	14:07'37.514
5	32.629	30.167	22.675	18.353	1'43.824	296,1	14:09'27.552	5	32.163	29.625	22.478	18.037	1'42.303	309,6	14:09'19.817
6	32.797	30.193	22.646	18.420	1'44.056	293,7	14:11'11.608	6	31.989	29.593	22.523	18.000	1'42.105	307,0	14:11'01.922
7	32.790	30.166	22.942	18.306	1'44.204	291,3	14:12'55.812	7	32.173	29.385	22.424	17.912	1'41.894	307,8	14:12'43.816
8	32.893	29.933	22.662	18.351	1'43.839	286,7	14:14'39.651	8	32.325	29.433	22.546	17.885	1'42.189	314,1	14:14'26.005
9	33.065	30.291	22.724	18.244	1'44.324	298,5	14:16'23.975								
10	32.846	30.007	22.764	18.357	1'43.974	294,5	14:18'07.949								
11	32.935	29.952	22.758	18.252	1'43.897	289,0	14:19'51.846								
12	32.772	30.074	22.750	18.320	1'43.916	288,2	14:21'35.762								
13	32.659	30.290	22.962	18.430	1'44.341	296,1	14:23'20.103								
14	32.980	30.074	22.843	18.229	1'44.126	296,9	14:25'04.229								

02/10/2021 P = Pits In/Out - C = Lap Time Cancelled

These data/results cannot be reproduced, stored and/or transmitted in whole or in part by any manner of electronic, mechanical, photocopying, recording, broadcasting or otherwise now known or herein after developed without the previous express consent by the copyright owner, except for reproduction in daily press and regular printed publications on sale to the public within 60 days of the event related to those data/results and always provided that copyright symbol appears together as follows below.

© DORNA WSBK ORGANIZATION Srl 2021



Portimao 4.592 m

Motul Portuguese Round, 1-3 October 2021

Chronological Analysis Race 1

Start at 14:00'44.397

4 / 4

Lap	Seg.1	Seg.2	Seg.3	Seg.4	Lap Time	km/h	Local Time
9	32.271	29.796	22.828	17.934	1'42.829	298,5	14:16'08.834
10	32.512	29.394	22.443	17.931	1'42.280	300,2	14:17'51.114
11	32.292	29.589	22.579	17.883	1'42.343	304,4	14:19'33.457
12	31.954	29.639	22.394	18.112	1'42.099	308,7	14:21'15.556
13	31.985	29.579	22.561	18.135	1'42.260	307,8	14:22'57.816
14	31.906	30.132	22.701	18.177	1'42.916	311,4	14:24'40.732
15	32.497	29.477	22.506	18.149	1'42.629	312,3	14:26'23.361
16	32.246	29.559	22.511	18.091	1'42.407	311,4	14:28'05.768
17	32.134	29.513	22.487	18.177	1'42.311	314,1	14:29'48.079
18	32.085	29.816	22.474	18.139	1'42.514	313,2	14:31'30.593
19	32.065	29.751	22.405	18.157	1'42.378	311,4	14:33'12.971
Race Time 32'28.574							

1 J. REA (1'41.645)							
Lap	Seg.1	Seg.2	Seg.3	Seg.4	Lap Time	km/h	Local Time
1		29.601	22.223	17.964	1'43.318	170,4	14:02'27.715
2	31.995	29.111	22.776	17.995	1'41.877	307,0	14:04'09.592
3	32.072	29.203	22.162	18.208	1'41.645	309,6	14:05'51.237
4	32.601	29.394	22.302	17.996	1'42.293	297,7	14:07'33.530
Race Time 6'49.133							

60 M. VAN DER MARK (1'42.032)							
Lap	Seg.1	Seg.2	Seg.3	Seg.4	Lap Time	km/h	Local Time
1		30.180	22.779	17.793	1'46.396	170,6	14:02'30.793
2	32.647	29.416	22.368	18.003	1'42.434	301,0	14:04'13.227
3	32.661	29.651	22.747	18.276	1'43.335	291,3	14:05'56.562
4	32.106	29.498	22.470	17.985	1'42.059	306,1	14:07'38.621
5	32.186	29.475	22.332	18.039	1'42.032	304,4	14:09'20.653
6	32.113	29.491	22.426	18.067	1'42.097	305,2	14:11'02.750
7	32.210	29.370	22.544	17.975	1'42.099	307,0	14:12'44.849
8	32.258	29.438	22.448	17.978	1'42.122	304,4	14:14'26.971
9	32.230	29.595	22.637	17.900	1'42.362	307,0	14:16'09.333
10	32.435	29.505	22.376	18.023	1'42.339	303,5	14:17'51.672
11	32.321	29.505	22.535	17.909	1'42.270	297,7	14:19'33.942
12	32.171	29.654	22.410	17.979	1'42.214	302,7	14:21'16.156
13	32.250	29.408	22.501	17.942	1'42.101	304,4	14:22'58.257
14	32.347	29.587	22.711	17.940	1'42.585	299,3	14:24'40.842
15	32.588	1'08.579	24.215	39.176	2'44.558P	291,3	14:27'25.400
Race Time 26'41.003							

55 A. LOCATELLI (1'42.063)							
Lap	Seg.1	Seg.2	Seg.3	Seg.4	Lap Time	km/h	Local Time
1		29.757	22.343	17.867	1'44.512	183,7	14:02'28.909
2	32.342	29.479	22.387	17.965	1'42.173	296,9	14:04'11.082
3	32.398	29.433	22.385	17.982	1'42.198	295,3	14:05'53.280
4	32.274	29.631	22.569	17.872	1'42.346	289,0	14:07'35.626
5	32.473	29.352	22.559	18.029	1'42.413	298,5	14:09'18.039
6	32.279	29.547	22.568	18.050	1'42.444	285,9	14:11'00.483
7	32.726	29.509	22.412	17.932	1'42.579	288,2	14:12'43.062
8	32.371	29.566	22.857	18.092	1'42.886	288,2	14:14'25.948
9	33.149	29.460	22.694	18.017	1'43.320	277,8	14:16'09.268
10	33.308	29.479	22.325	18.025	1'43.137	299,3	14:17'52.405
11	32.302	29.585	22.430	18.060	1'42.377	296,1	14:19'34.782
12	32.245	29.676	22.307	18.022	1'42.250	304,4	14:21'17.032
13	32.147	29.454	22.433	18.029	1'42.063	295,3	14:22'59.095
14	32.164	29.543	22.467	17.983	1'42.157	299,3	14:24'41.252
Race Time 23'56.855							

16 G. RUIU (1'44.365)							
Lap	Seg.1	Seg.2	Seg.3	Seg.4	Lap Time	km/h	Local Time
1		30.458	23.021	18.186	1'48.529	195,9	14:02'32.926
2	33.105	30.332	22.985	18.155	1'44.577	296,1	14:04'17.503
3	33.195	30.104	22.792	18.274	1'44.365	294,5	14:06'01.868
4	33.358	30.074	23.204	18.263	1'44.899	289,0	14:07'46.767
5	33.398	30.105	22.861	18.388	1'44.752	284,4	14:09'31.519
6	33.462	30.169	23.082	18.464	1'45.177	282,2	14:11'16.696
7	33.242	30.262	23.174	18.450	1'45.128	290,5	14:13'01.824
8	33.436	30.457	24.296	48.093	2'16.282P	289,7	14:15'18.106
Race Time 14'33.709							

83 L. EPIS (1'45.840)							
Lap	Seg.1	Seg.2	Seg.3	Seg.4	Lap Time	km/h	Local Time
1		30.683	22.959	18.483	1'49.462	199,2	14:02'33.859
2	34.051	30.460	23.472	18.979	1'46.962	272,9	14:04'20.821
3	33.442	30.513	22.885	19.000	1'45.840	289,0	14:06'06.661

02/10/2021 P = Pits In/Out - C = Lap Time Cancelled

These data/results cannot be reproduced, stored and/or transmitted in whole or in part by any manner of electronic, mechanical, photocopying, recording, broadcasting or otherwise now known or herein after developed without the previous express consent by the copyright owner, except for reproduction in daily press and regular printed publications on sale to the public within 60 days of the event related to those data/results and always provided that copyright symbol appears together as follows below.

© DORNA WSBK ORGANIZATION Srl 2021