

Motul Portuguese Round, 1-3 October 2021 Chronological Analysis Race 2

Portimao 4.592 m

Start at 14:08'45.077

1 / 4

1° 1 J. REA (1'41.309)							
Lap	Seg.1	Seg.2	Seg.3	Seg.4	Lap Time	km/h	Local Time
1		29.376	22.252	18.013	1'44.241	183,0	14:10'29.318
2	32.189	29.285	22.221	18.236	1'41.931	301,0	14:12'11.249
3	32.542	29.555	22.236	18.040	1'42.373	301,8	14:13'53.622
4	32.346	29.072	22.321	18.203	1'41.942	292,9	14:15'35.564
5	32.265	29.248	22.143	18.218	1'41.874	295,3	14:17'17.438
6	32.194	29.303	22.204	18.123	1'41.824	298,5	14:18'59.262
7	32.318	29.185	22.181	18.079	1'41.763	299,3	14:20'41.025
8	31.861	29.184	22.070	18.194	1'41.309	301,0	14:22'22.334
9	31.996	29.470	22.222	18.156	1'41.844	298,5	14:24'04.178
10	31.948	29.176	22.179	18.212	1'41.515	301,0	14:25'45.693
11	32.112	29.343	22.280	18.259	1'41.994	298,5	14:27'27.687
12	32.120	29.367	22.229	18.240	1'41.956	301,0	14:29'09.643
13	32.045	29.404	22.233	18.134	1'41.816	301,8	14:30'51.459
14	32.065	29.344	22.319	18.248	1'41.976	301,0	14:32'33.435
15	32.088	29.566	22.356	18.192	1'42.202	301,8	14:34'15.637
16	32.495	29.378	22.349	18.299	1'42.521	301,8	14:35'58.158
17	32.294	29.455	22.298	18.285	1'42.332	296,9	14:37'40.490
18	32.345	29.615	22.383	18.252	1'42.595	302,7	14:39'23.085
19	32.400	29.490	22.692	18.547	1'43.129	301,0	14:41'06.214
					Race Time	32'21.137	

4° 11 L. BAZ (1'41.837)							
Lap	Seg.1	Seg.2	Seg.3	Seg.4	Lap Time	km/h	Local Time
1		29.661	22.592	18.246	1'45.852	171,7	14:10'30.929
2	32.362	29.766	22.603	18.139	1'42.870	306,1	14:12'13.799
3	32.550	29.464	22.458	18.082	1'42.554	299,3	14:13'56.353
4	32.423	29.499	22.540	18.117	1'42.579	297,7	14:15'38.932
5	32.307	29.703	22.658	17.969	1'42.637	305,2	14:17'21.569
6	32.484	29.527	22.731	18.013	1'42.755	296,9	14:19'04.324
7	32.041	29.532	22.303	18.034	1'41.910	307,8	14:20'46.234
8	32.078	29.360	22.302	18.097	1'41.837	311,4	14:22'28.071
9	32.480	29.475	22.415	18.035	1'42.405	302,7	14:24'10.476
10	32.302	29.247	22.355	18.285	1'42.189	303,5	14:25'52.665
11	32.248	29.440	22.407	18.058	1'42.153	303,5	14:27'34.818
12	32.107	29.510	22.512	18.118	1'42.247	307,8	14:29'17.065
13	32.358	29.524	22.401	18.145	1'42.428	306,1	14:30'59.493
14	32.245	29.314	22.533	18.179	1'42.271	305,2	14:32'41.764
15	32.469	29.543	22.423	18.248	1'42.683	306,1	14:34'24.447
16	32.455	29.448	22.556	18.123	1'42.582	301,8	14:36'07.029
17	32.355	29.465	22.493	18.096	1'42.409	305,2	14:37'49.438
18	32.290	30.156	22.407	18.128	1'42.981	306,1	14:39'32.419
19	32.265	29.526	22.598	18.311	1'42.700	305,2	14:41'15.119
					Race Time	32'30.042 + 3.395Pen	

2° 45 S. REDDING (1'41.519)							
Lap	Seg.1	Seg.2	Seg.3	Seg.4	Lap Time	km/h	Local Time
1		29.636	22.467	18.221	1'44.096	174,2	14:10'29.173
2	32.224	29.532	22.424	17.988	1'42.168	305,2	14:12'11.341
3	32.155	29.483	22.261	18.115	1'42.014	306,1	14:13'53.355
4	32.352	29.542	23.025	18.013	1'42.932	304,4	14:15'36.287
5	32.123	29.422	22.397	17.985	1'41.927	307,8	14:17'18.214
6	32.066	29.316	22.330	17.956	1'41.668	307,0	14:18'59.882
7	31.971	29.238	22.384	17.926	1'41.519	305,2	14:20'41.401
8	32.066	29.277	22.247	18.003	1'41.593	303,5	14:22'22.994
9	32.216	29.370	22.446	17.985	1'42.017	307,0	14:24'05.011
10	31.957	29.324	22.318	18.219	1'41.818	306,1	14:25'46.829
11	31.915	29.647	22.425	18.261	1'42.248	307,0	14:27'29.077
12	32.051	29.590	22.558	18.469	1'42.668	306,1	14:29'11.745
13	32.095	29.756	22.474	18.247	1'42.572	308,7	14:30'54.317
14	32.074	29.637	22.564	18.231	1'42.506	307,0	14:32'36.823
15	32.057	29.720	22.532	18.253	1'42.562	307,8	14:34'19.385
16	32.318	29.876	22.658	18.448	1'43.300	307,8	14:36'02.685
17	32.211	29.808	22.559	18.266	1'42.844	303,5	14:37'45.529
18	32.220	29.790	22.489	18.361	1'42.860	307,0	14:39'28.389
19	32.238	29.857	22.722	18.433	1'43.250	307,8	14:41'11.639
					Race Time	32'26.562	

5° 31 G. GERLOFF (1'42.054)							
Lap	Seg.1	Seg.2	Seg.3	Seg.4	Lap Time	km/h	Local Time
1		29.721	22.546	18.430	1'46.720	180,6	14:10'31.797
2	32.931	29.532	22.440	18.184	1'43.087	301,0	14:12'14.884
3	32.593	29.507	22.572	18.163	1'42.835	301,0	14:13'57.719
4	32.510	29.703	22.586	18.117	1'42.916	301,0	14:15'40.635
5	32.713	29.543	22.450	19.862	1'44.568	298,5	14:17'25.203
6	32.686	29.841	22.548	18.081	1'43.156	298,5	14:19'08.359
7	32.522	29.566	22.566	18.224	1'42.878	301,0	14:20'51.237
8	32.376	29.515	22.322	18.364	1'42.577	296,1	14:22'33.814
9	32.323	29.521	22.280	18.204	1'42.328	298,5	14:24'16.142
10	32.339	29.392	22.294	18.262	1'42.287	299,3	14:25'58.429
11	32.318	29.500	22.482	18.512	1'42.812	301,8	14:27'41.241
12	32.303	29.316	22.456	18.347	1'42.422	304,4	14:29'23.663
13	32.178	29.481	22.243	18.152	1'42.054	302,7	14:31'05.717
14	32.253	29.544	22.359	18.201	1'42.357	301,8	14:32'48.074
15	32.311	29.360	22.362	18.229	1'42.262	304,4	14:34'30.336
16	32.157	29.481	22.527	18.234	1'42.399	301,8	14:36'12.735
17	32.169	29.521	22.437	18.143	1'42.270	303,5	14:37'55.005
18	32.324	29.747	22.297	18.181	1'42.549	301,8	14:39'37.554
19	32.192	29.542	22.356	18.526	1'42.616	305,2	14:41'20.170
					Race Time	32'35.093	

3° 55 A. LOCATELLI (1'42.226)							
Lap	Seg.1	Seg.2	Seg.3	Seg.4	Lap Time	km/h	Local Time
1		29.595	22.357	18.144	1'44.246	178,2	14:10'29.323
2	32.782	29.407	22.389	17.931	1'42.509	282,9	14:12'11.832
3	32.390	29.556	22.375	18.061	1'42.382	296,9	14:13'54.214
4	32.434	29.465	22.472	17.940	1'42.311	293,7	14:15'36.525
5	32.385	29.636	22.373	18.105	1'42.499	292,9	14:17'19.024
6	32.218	29.493	22.444	18.095	1'42.250	296,9	14:19'01.274
7	32.355	29.553	22.436	18.175	1'42.519	302,7	14:20'43.793
8	32.287	29.578	22.526	18.233	1'42.624	300,2	14:22'26.417
9	32.451	29.581	22.631	18.171	1'42.834	296,9	14:24'09.251
10	32.190	29.410	22.421	18.205	1'42.226	299,3	14:25'51.477
11	32.315	29.574	22.595	18.275	1'42.759	302,7	14:27'34.236
12	32.452	29.590	22.427	18.304	1'42.773	301,0	14:29'17.009
13	33.396	29.685	22.396	18.047	1'43.524	300,2	14:31'00.533
14	32.278	29.583	22.516	18.383	1'42.760	296,9	14:32'43.293
15	32.323	29.712	22.534	18.378	1'42.947	302,7	14:34'26.240
16	32.296	29.617	22.584	18.299	1'42.796	301,0	14:36'09.036
17	32.282	29.654	22.492	18.327	1'42.755	301,8	14:37'51.791

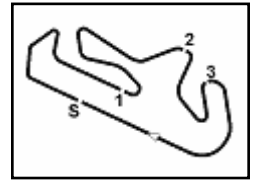
6° 60 M. VAN DER MARK (1'42.334)							
Lap	Seg.1	Seg.2	Seg.3	Seg.4	Lap Time	km/h	Local Time
1		29.773	22.560	18.120	1'45.320	168,3	14:10'30.397
2	32.521	29.464	22.443	17.965	1'42.393	298,5	14:12'12.790
3	32.413	29.852	23.476	17.899	1'43.640	300,2	14:13'56.430
4	32.829	29.796	22.537	18.153	1'43.315	289,0	14:15'39.745
5	32.326	29.842	22.392	18.110	1'42.670	301,0	14:17'22.415
6	32.294	29.410	22.505	18.125	1'42.334	302,7	14:19'04.749
7	32.426	29.433	22.500	18.110	1'42.469	298,5	14:20'47.218
8	32.539	29.468	22.600	18.039	1'42.646	298,5	14:22'29.864
9	32.318	29.536	22.431	18.197	1'42.482	304,4	14:24'12.346
10	32.350	29.535	22.465	18.369	1'42.719	297,7	14:25'55.065
11	32.506	29.641	22.505	18.426	1'43.078	295,3	14:27'38.143
12	32.397	29.643	22.467	18.369	1'42.876	298,5	14:29'21.019
13	32.363	29.718	22.406	18.295	1'42.782	298,5	14:31'03.801
14	32.221	29.596	22.579	18.221	1'42.617	297,7	14:32'46.418

03/10/2021

P = Pits In/Out - C = Lap Time Cancelled

These data/results cannot be reproduced, stored and/or transmitted in whole or in part by any manner of electronic, mechanical, photocopying, recording, broadcasting or otherwise now known or herein after developed without the previous express consent by the copyright owner, except for reproduction in daily press and regular printed publications on sale to the public within 60 days of the event related to those data/results and always provided that copyright symbol appears together as follows below.

© DORNA WSBK ORGANIZATION Srl 2021



Motul Portuguese Round, 1-3 October 2021 Chronological Analysis Race 2

Portimao 4.592 m

Start at 14:08'45.077

2 / 4

15	32.289	29.475	22.448	18.190	1'42.402	301,0	14:34'28.820	12	32.665	29.761	22.489	18.367	1'43.282	299,3	14:29'29.393
16	32.243	29.538	22.406	18.269	1'42.456	297,7	14:36'11.276	13	32.680	29.873	22.513	18.176	1'43.242	296,1	14:31'12.635
17	32.482	29.571	22.735	18.475	1'43.263	299,3	14:37'54.539	14	32.534	29.887	22.739	18.262	1'43.422	301,8	14:32'56.057
18	32.399	29.937	22.779	18.310	1'43.425	298,5	14:39'37.964	15	32.573	29.760	22.519	18.427	1'43.279	298,5	14:34'39.336
19	32.533	29.692	22.683	18.631	1'43.539	301,0	14:41'21.503	16	32.516	29.553	22.563	18.484	1'43.116	300,2	14:36'22.452

Race Time 32'36.426

7° 21 M. RINALDI (1'42.357)							
Lap	Seg.1	Seg.2	Seg.3	Seg.4	Lap Time	km/h	Local Time
1		29.592	22.986	18.168	1'45.926	195,6	14:10'31.003
2	32.341	29.538	22.655	18.025	1'42.559	304,4	14:12'13.562
3	32.227	29.503	22.487	18.140	1'42.357	307,0	14:13'55.919
4	32.190	29.609	22.637	18.036	1'42.472	301,0	14:15'38.391
5	32.086	30.072	22.674	18.109	1'42.941	303,5	14:17'21.332
6	32.454	29.694	22.953	18.047	1'43.148	298,5	14:19'04.480
7	32.298	29.623	22.586	18.061	1'42.568	292,9	14:20'47.048
8	32.506	29.541	22.569	18.149	1'42.765	305,2	14:22'29.813
9	32.566	29.874	22.670	18.303	1'43.413	302,7	14:24'13.226
10	32.317	29.778	22.756	18.653	1'43.504	303,5	14:25'56.730
11	32.325	29.871	22.665	18.436	1'43.297	304,4	14:27'40.027
12	32.551	29.883	22.718	18.636	1'43.788	306,1	14:29'23.815
13	32.539	29.875	22.672	18.276	1'43.362	291,3	14:31'07.177
14	32.407	29.808	22.791	18.387	1'43.393	306,1	14:32'50.570
15	32.551	29.643	22.611	18.371	1'43.176	307,8	14:34'33.746
16	33.160	29.640	22.529	18.446	1'43.775	294,5	14:36'17.521
17	32.394	29.748	22.659	18.291	1'43.092	304,4	14:38'00.613
18	32.361	29.773	22.559	18.336	1'43.029	306,1	14:39'43.642
19	32.480	29.800	22.680	18.251	1'43.211	306,1	14:41'26.853

Race Time 32'41.776

8° 91 L. HASLAM (1'42.384)							
Lap	Seg.1	Seg.2	Seg.3	Seg.4	Lap Time	km/h	Local Time
1		29.697	22.621	18.322	1'46.371	188,5	14:10'31.448
2	32.895	29.476	22.678	17.966	1'43.015	297,7	14:12'14.463
3	32.520	29.623	22.773	17.858	1'42.774	291,3	14:13'57.237
4	32.654	29.765	22.688	18.053	1'43.160	286,7	14:15'40.397
5	32.696	30.040	22.898	18.252	1'43.886	288,2	14:17'24.283
6	32.576	30.094	22.718	18.138	1'43.526	292,9	14:19'07.809
7	32.423	29.949	22.695	18.134	1'43.201	296,9	14:20'51.010
8	32.354	29.598	22.837	18.353	1'43.142	296,9	14:22'34.152
9	32.465	29.829	22.502	18.049	1'42.845	289,0	14:24'16.997
10	32.371	29.506	22.435	18.072	1'42.384	291,3	14:25'59.381
11	32.256	29.628	22.595	18.126	1'42.605	290,5	14:27'41.986
12	32.411	29.622	22.551	18.118	1'42.702	295,3	14:29'24.688
13	32.295	29.627	22.528	18.101	1'42.551	292,9	14:31'07.239
14	32.583	29.812	22.741	18.230	1'43.366	296,9	14:32'50.605
15	32.700	29.695	22.656	18.086	1'43.137	286,7	14:34'33.742
16	33.151	29.826	22.558	18.308	1'43.843	293,7	14:36'17.585
17	32.583	29.672	22.664	18.163	1'43.082	277,8	14:38'00.667
18	32.614	29.667	22.574	18.167	1'43.022	293,7	14:39'43.689
19	33.258	29.386	22.522	18.292	1'43.458	302,7	14:41'27.147

Race Time 32'42.070

9° 47 A. BASSANI (1'42.964)							
Lap	Seg.1	Seg.2	Seg.3	Seg.4	Lap Time	km/h	Local Time
1		29.876	22.488	18.147	1'45.171	184,9	14:10'30.248
2	32.542	29.473	22.994	18.290	1'43.299	298,5	14:12'13.547
3	33.116	29.766	22.614	18.068	1'43.564	285,2	14:13'57.111
4	32.526	29.830	22.671	18.204	1'43.231	301,8	14:15'40.342
5	32.511	29.765	23.247	18.359	1'43.882	302,7	14:17'24.224
6	32.419	30.169	22.634	18.343	1'43.565	304,4	14:19'07.789
7	32.799	30.228	22.501	18.103	1'43.631	292,1	14:20'51.420
8	32.628	29.769	22.647	18.324	1'43.368	292,9	14:22'34.788
9	32.737	29.970	22.591	18.366	1'43.664	296,9	14:24'18.452
10	32.595	30.051	22.543	18.467	1'43.656	300,2	14:26'02.108
11	32.435	30.387	22.737	18.444	1'44.003	303,5	14:27'46.111

10° 50 E. LAVERTY (1'43.082)							
Lap	Seg.1	Seg.2	Seg.3	Seg.4	Lap Time	km/h	Local Time
1		30.165	22.644	18.420	1'47.439	180,0	14:10'32.516
2	32.779	29.581	22.595	18.431	1'43.386	289,0	14:12'15.902
3	32.558	29.728	22.547	18.371	1'43.204	301,8	14:13'59.106
4	32.630	29.783	22.579	18.420	1'43.412	290,5	14:15'42.518
5	32.467	29.874	22.553	18.467	1'43.361	297,7	14:17'25.879
6	32.522	29.680	22.568	18.312	1'43.082	298,5	14:19'08.961
7	32.553	29.868	22.606	18.172	1'43.199	296,1	14:20'52.160
8	32.639	29.697	22.514	18.323	1'43.173	291,3	14:22'35.333
9	32.581	29.840	22.685	18.249	1'43.355	297,7	14:24'18.688
10	32.755	29.831	22.694	18.286	1'43.566	290,5	14:26'02.254
11	32.625	29.803	22.752	18.439	1'43.619	292,9	14:27'45.873
12	32.507	29.708	22.632	18.388	1'43.235	298,5	14:29'29.108
13	32.622	29.875	22.569	18.319	1'43.385	298,5	14:31'12.493
14	32.424	29.970	22.562	18.371	1'43.327	301,8	14:32'55.820
15	32.451	29.708	22.662	18.359	1'43.180	301,0	14:34'39.000
16	32.440	29.717	22.493	18.470	1'43.120	300,2	14:36'22.120
17	32.485	29.737	22.590	18.276	1'43.088	301,0	14:38'05.208
18	32.485	29.866	22.617	18.450	1'43.418	301,0	14:39'48.626
19	32.752	29.757	22.825	18.530	1'43.864	293,7	14:41'32.490

Race Time 32'47.413

11° 36 L. MERCADO (1'42.936)							
Lap	Seg.1	Seg.2	Seg.3	Seg.4	Lap Time	km/h	Local Time
1		29.972	22.495	18.285	1'46.900	190,8	14:10'31.977
2	32.976	29.601	22.485	18.214	1'43.276	283,7	14:12'15.253
3	32.671	29.725	22.368	18.172	1'42.936	296,9	14:13'58.189
4	32.704	29.708	22.527	18.320	1'43.259	290,5	14:15'41.448
5	32.618	29.793	22.683	18.374	1'43.468	304,4	14:17'24.916
6	32.565	30.074	22.543	18.222	1'43.404	305,2	14:19'08.320
7	32.860	29.900	22.616	18.201	1'43.577	297,7	14:20'51.897
8	32.674	30.099	22.588	18.171	1'43.532	301,0	14:22'35.429
9	32.830	29.732	22.751	18.225	1'43.538	287,4	14:24'18.967
10	32.837	29.815	22.619	18.218	1'43.489	292,1	14:26'02.456
11	32.796	29.950	22.736	18.283	1'43.765	299,3	14:27'46.221
12	32.900	29.737	22.541	18.402	1'43.580	289,7	14:29'29.801
13	32.822	29.838	22.599	18.281	1'43.540	298,5	14:31'13.341
14	32.668	29.933	22.634	18.296	1'43.531	301,0	14:32'56.872
15	32.773	29.840	22.793	18.439	1'43.845	302,7	14:34'40.717
16	32.806	29.914	22.810	18.632	1'44.162	300,2	14:36'24.879
17	32.925	30.023	22.755	18.436	1'44.139	303,5	14:38'09.018
18	32.864	30.027	22.772	18.519	1'44.182	299,3	14:39'53.200
19	32.972	30.053	22.813	18.669	1'44.507	301,0	14:41'37.707

Race Time 32'52.630

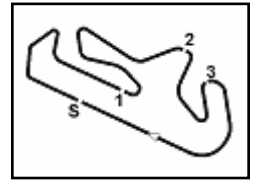
12° 32 I. VINALES (1'43.690)							
Lap	Seg.1	Seg.2	Seg.3	Seg.4	Lap Time	km/h	Local Time
1		30.987	23.006	18.313	1'49.050	188,1	14:10'34.127
2	33.380	30.186	22.805	18.421	1'44.792	285,2	14:12'18.919
3	33.130	30.230	22.714	18.363	1'44.437	291,3	14:14'03.356
4	33.158	29.980	22.639	18.423	1'44.200	288,2	14:15'47.556
5	33.022	30.015	22.679	18.280	1'43.996	289,7	14:17'31.552
6	32.822	30.198	22.657	18.327	1'44.004	286,7	14:19'15.556
7	33.202	30.097	22.811	18.194	1'44.304	280,0	14:20'59.860
8	32.860	30.122	22.736	18.495	1'44.213	294,5	14:22'44.073

03/10/2021

P = Pits In/Out - C = Lap Time Cancelled

These data/results cannot be reproduced, stored and/or transmitted in whole or in part by any manner of electronic, mechanical, photocopying, recording, broadcasting or otherwise now known or herein after developed without the previous express consent by the copyright owner, except for reproduction in daily press and regular printed publications on sale to the public within 60 days of the event related to those data/results and always provided that copyright symbol appears together as follows below.

© DORNA WSBK ORGANIZATION Srl 2021



Motul Portuguese Round, 1-3 October 2021 Chronological Analysis Race 2

Portimao 4.592 m

3 / 4

Start at 14:08'45.077

9	32.977	29.958	22.600	18.413	1'43.948	289,7	14:24'28.021	6	33.407	30.305	22.883	18.410	1'45.005	295,3	14:19'19.703
10	32.840	29.719	22.599	18.532	1'43.690	288,2	14:26'11.711	7	33.079	30.399	22.828	18.253	1'44.559	289,0	14:21'04.262
11	32.959	29.987	22.537	18.491	1'43.974	288,2	14:27'55.685	8	33.146	30.185	23.161	18.364	1'44.856	285,9	14:22'49.118
12	32.805	29.789	22.910	18.531	1'44.035	292,1	14:29'39.720	9	33.223	30.254	22.994	18.262	1'44.733	282,9	14:24'33.851
13	32.875	30.000	22.608	18.462	1'43.945	285,9	14:31'23.665	10	32.538	30.035	22.739	18.366	1'43.678	296,1	14:26'17.529
14	32.662	30.052	22.611	18.456	1'43.781	291,3	14:33'07.446	11	32.702	30.012	22.895	18.580	1'44.189	299,3	14:28'01.718
15	32.762	29.947	22.597	18.467	1'43.773	290,5	14:34'51.219	12	32.736	29.942	23.083	18.350	1'44.111	296,9	14:29'45.829
16	32.933	29.860	22.782	18.521	1'44.096	290,5	14:36'35.315	13	32.929	30.111	22.982	18.550	1'44.572	298,5	14:31'30.401
17	32.889	29.989	22.619	18.511	1'44.008	288,2	14:38'19.323	14	32.998	29.871	22.991	18.290	1'44.150	293,7	14:33'14.551
18	32.824	30.187	22.645	18.524	1'44.180	290,5	14:40'03.503	15	32.652	30.036	22.920	18.373	1'43.981	299,3	14:34'58.532
19	32.722	29.962	22.615	18.529	1'43.828	290,5	14:41'47.331	16	33.026	30.122	23.066	18.461	1'44.675	296,9	14:36'43.207

Race Time 33'02.254

13° 3 K. NOZANE (1'43.722)							
Lap	Seg.1	Seg.2	Seg.3	Seg.4	Lap Time	km/h	Local Time

1		30.441	22.640	18.392	1'47.668	194,2	14:10'32.745
2	33.078	29.889	22.571	18.402	1'43.940	292,9	14:12'16.685
3	33.826	30.249	22.715	18.156	1'44.946	302,7	14:14'01.631
4	32.978	30.197	22.760	18.319	1'44.254	277,1	14:15'45.885
5	33.442	30.536	22.778	18.468	1'45.224	285,2	14:17'31.109
6	32.962	30.257	22.715	18.440	1'44.374	293,7	14:19'15.483
7	33.094	30.119	23.135	18.161	1'44.509	289,7	14:20'59.992
8	32.972	30.156	22.857	18.532	1'44.517	289,0	14:22'44.509
9	33.257	30.283	22.743	18.475	1'44.758	275,7	14:24'29.267
10	32.966	30.110	22.649	18.529	1'44.254	292,9	14:26'13.521
11	32.821	30.038	22.819	18.437	1'44.115	295,3	14:27'57.636
12	32.879	29.961	22.686	18.509	1'44.035	295,3	14:29'41.671
13	32.643	30.191	22.744	18.365	1'43.943	295,3	14:31'25.614
14	32.734	29.974	22.649	18.370	1'43.727	295,3	14:33'09.341
15	32.994	30.079	22.601	18.386	1'44.060	293,7	14:34'53.401
16	32.618	30.038	22.656	18.538	1'43.850	294,5	14:36'37.251
17	32.659	30.077	22.598	18.388	1'43.722	295,3	14:38'20.973
18	32.835	30.141	22.678	18.311	1'43.965	294,5	14:40'04.938
19	32.843	30.009	22.591	18.416	1'43.859	292,1	14:41'48.792

Race Time 33'03.720

14° 23 C. PONSSON (1'43.540)							
Lap	Seg.1	Seg.2	Seg.3	Seg.4	Lap Time	km/h	Local Time

1		30.947	22.967	18.249	1'49.168	191,8	14:10'34.245
2	33.591	30.115	22.907	18.117	1'44.730	284,4	14:12'18.975
3	33.495	30.197	22.785	18.394	1'44.871	293,7	14:14'03.846
4	33.453	30.211	22.768	18.320	1'44.752	277,1	14:15'48.598
5	32.787	31.091	22.996	18.200	1'45.074	292,1	14:17'33.672
6	33.780	30.297	22.801	18.411	1'45.289	287,4	14:19'18.961
7	33.072	30.594	22.962	18.198	1'44.826	294,5	14:21'03.787
8	33.092	30.299	23.035	18.401	1'44.827	292,9	14:22'48.614
9	32.911	30.034	22.819	18.503	1'44.267	289,0	14:24'32.881
10	32.703	29.962	22.808	18.362	1'43.835	293,7	14:26'16.716
11	32.757	30.004	22.785	18.411	1'43.957	294,5	14:28'00.673
12	32.831	29.874	22.922	18.672	1'44.299	296,9	14:29'44.972
13	32.960	29.998	22.707	18.207	1'43.872	296,9	14:31'28.844
14	32.504	29.962	22.741	18.333	1'43.540	296,1	14:33'12.384
15	32.742	29.978	22.774	18.353	1'43.847	294,5	14:34'56.231
16	32.687	29.998	22.920	18.410	1'44.015	294,5	14:36'40.246
17	32.941	30.120	22.819	18.501	1'44.381	295,3	14:38'24.627
18	32.932	30.234	22.862	18.520	1'44.548	295,3	14:40'09.175
19	33.160	30.367	22.989	18.597	1'45.113	292,1	14:41'54.288

Race Time 33'09.211

15° 94 J. FOLGER (1'43.678)							
Lap	Seg.1	Seg.2	Seg.3	Seg.4	Lap Time	km/h	Local Time

1		31.285	23.168	18.789	1'51.096	194,5	14:10'36.173
2	32.961	30.216	22.790	18.154	1'44.121	292,9	14:12'20.294
3	33.889	29.998	22.680	18.181	1'44.748	294,5	14:14'05.042
4	33.262	30.049	22.958	18.398	1'44.667	287,4	14:15'49.709
5	33.377	30.342	22.928	18.342	1'44.989	294,5	14:17'34.698

16° 76 S. CAVALIERI (1'43.894)							
Lap	Seg.1	Seg.2	Seg.3	Seg.4	Lap Time	km/h	Local Time

1		30.504	22.784	18.427	1'48.284	194,9	14:10'33.361
2	32.917	29.927	22.687	18.363	1'43.894	294,5	14:12'17.255
3	32.858	30.141	22.731	18.438	1'44.168	297,7	14:14'01.423
4	32.750	30.316	22.843	18.407	1'44.316	295,3	14:15'45.739
5	33.820	30.052	22.872	18.466	1'45.210	299,3	14:17'30.949
6	32.699	30.282	22.821	18.623	1'44.425	304,4	14:19'15.374
7	32.952	30.028	22.797	18.547	1'44.324	296,1	14:20'59.698
8	32.747	30.165	23.270	18.547	1'44.729	300,2	14:22'44.427
9	33.139	30.174	22.924	19.359	1'45.596	282,2	14:24'30.023
10	33.101	30.179	22.770	18.846	1'44.896	284,4	14:26'14.919
11	33.075	30.258	22.892	18.805	1'45.030	298,5	14:27'59.949
12	32.964	30.085	23.135	18.736	1'44.920	296,1	14:29'44.869
13	33.515	30.317	22.832	18.791	1'45.455	302,7	14:31'30.324
14	32.839	30.774	22.967	18.681	1'45.261	300,2	14:33'15.585
15	33.090	30.422	22.944	18.725	1'45.181	295,3	14:35'00.766
16	33.242	30.594	23.091	18.848	1'45.775	298,5	14:36'46.541
17	33.251	30.487	22.963	18.812	1'45.513	298,5	14:38'32.054
18	33.071	30.783	23.110	18.766	1'45.730	295,3	14:40'17.784
19	33.149	30.585	23.251	18.912	1'45.897	296,9	14:42'03.681

Race Time 33'18.604

RET 19 A. BAUTISTA (1'41.890)							
Lap	Seg.1	Seg.2	Seg.3	Seg.4	Lap Time	km/h	Local Time

1		29.629	22.714	18.091	1'46.011	173,4	14:10'31.088
2	32.658	29.549	22.539	18.001	1'42.747	301,0	14:12'13.835
3	32.255	29.476	22.496	18.028	1'42.255	309,6	14:13'56.090
4	32.444	29.474	22.637	18.072	1'42.627	291,3	14:15'38.717
5	32.151	29.869	22.673	17.975	1'42.668	299,3	14:17'21.385
6	32.005	29.749	22.560	18.123	1'42.437	307,8	14:19'03.822
7	32.149	29.532	22.506	18.076	1'42.263	307,0	14:20'46.085
8	32.511	29.474	22.392	18.245	1'42.622	305,2	14:22'28.707
9	32.394	29.448	22.487	18.073	1'42.402	300,2	14:24'11.109
10	31.991	29.347	22.379	18.173	1'41.890	309,6	14:25'52.999
11	32.146	29.371	22.555	18.131	1'42.203	307,0	14:27'35.202
12	32.123	29.327	22.476	18.137	1'42.063	307,0	14:29'17.265
13	32.384	29.494	22.466	18.163	1'42.507	315,9	14:30'59.772
14	32.138	29.495	22.479	18.067	1'42.179	306,1	14:32'41.951
15	32.515	29.439	22.505	18.178	1'42.637	312,3	14:34'24.588
16	32.451	29.430	22.602	18.122	1'42.605	309,6	14:36'07.193
17	32.379	29.397	22.575	18.103	1'42.454	312,3	14:37'49.647

Race Time 29'04.570

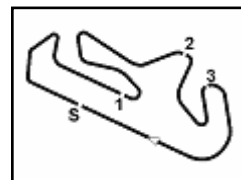
15° 16 G. RUIU (1'44.502)							
Lap	Seg.1	Seg.2	Seg.3	Seg.4	Lap Time	km/h	Local Time

1		30.862	22.907	18.139	1'49.336	193,8	14:10'34.413
2	33.728	30.123	22.833	18.151	1'44.835	284,4	14:12'19.248
3	33.939	30.087	22.763	18.313	1'45.102	278,6	14:14'04.350
4	33.319	30.233	22.872	18.314	1'44.738	282,9	14:15'49.088

03/10/2021 P = Pits In/Out - C = Lap Time Cancelled

These data/results cannot be reproduced, stored and/or transmitted in whole or in part by any manner of electronic, mechanical, photocopying, recording, broadcasting or otherwise now known or herein after developed without the previous express consent by the copyright owner, except for reproduction in daily press and regular printed publications on sale to the public within 60 days of the event related to those data/results and always provided that copyright symbol appears together as follows below.

© DORNA WSBK ORGANIZATION Srl 2021



Portimao 4.592 m

4 / 4

Motul Portuguese Round, 1-3 October 2021

Chronological Analysis Race 2

Start at 14:08'45.077

5	33.193	29.980	22.898	18.431	1'44.502	290,5	14:17'33.590
6	33.142	30.298	22.934	18.476	1'44.850	294,5	14:19'18.440
7	33.358	30.285	22.949	18.492	1'45.084	285,9	14:21'03.524
8	33.198	30.271	23.006	18.587	1'45.062	286,7	14:22'48.586
9	33.466	30.274	22.919	18.589	1'45.248	278,6	14:24'33.834
10	33.445	33.931	28.782	41.188	2'17.346P	275,7	14:26'51.180
Race Time 18'06.103							

RET 54 T. RAZGATLIOGLU (1'41.522)							
Lap	Seg.1	Seg.2	Seg.3	Seg.4	Lap Time	km/h	Local Time
1		29.626	22.583	18.091	1'44.541	177,9	14:10'29.618
2	32.194	29.344	22.323	17.936	1'41.797	295,3	14:12'11.415
3	32.110	29.590	22.289	18.033	1'42.022	301,8	14:13'53.437
4	32.723	29.361	22.292	18.077	1'42.453	308,7	14:15'35.890
5	32.236	29.160	22.274	18.229	1'41.899	304,4	14:17'17.789
6	32.008	29.291	22.212	18.011	1'41.522	307,0	14:18'59.311
7	32.004	29.254	22.557	18.152	1'41.967	301,8	14:20'41.278
8	31.904	29.216	22.134	18.322	1'41.576	307,0	14:22'22.854
9	32.013	29.302	22.272	18.232	1'41.819	305,2	14:24'04.673
Race Time 15'19.596							

RET 53 T. RABAT (1'44.770)							
Lap	Seg.1	Seg.2	Seg.3	Seg.4	Lap Time	km/h	Local Time
1		30.622	23.026	18.470	1'48.994	196,3	14:10'34.071
2	33.184	30.238	22.803	18.581	1'44.806	290,5	14:12'18.877
3	32.920	30.310	23.073	18.467	1'44.770	292,1	14:14'03.647
4	33.226	30.246	22.920	18.470	1'44.862	280,0	14:15'48.509
5	33.181	30.234	22.914	18.684	1'45.013	293,7	14:17'33.522
6	38.813	1'11.752	26.599	35.997	2'53.161P	296,1	14:20'26.683
Race Time 11'41.606							

RET 83 L. EPIS (1'47.899)							
Lap	Seg.1	Seg.2	Seg.3	Seg.4	Lap Time	km/h	Local Time
1		31.266	23.105	19.405	1'51.489	196,3	14:10'36.566
2	34.392	31.222	23.062	19.223	1'47.899	282,2	14:12'24.465
3	34.567	31.502	23.321	19.339	1'48.729	287,4	14:14'13.194
4	34.193	36.962	24.947	43.615	2'19.717P	278,6	14:16'32.911
Race Time 7'47.834							

RET 84 L. CRESSON (1'44.618)							
Lap	Seg.1	Seg.2	Seg.3	Seg.4	Lap Time	km/h	Local Time
1		31.425	22.979	18.215	1'49.653	195,2	14:10'34.730
2	33.579	30.169	22.783	18.087	1'44.618	296,9	14:12'19.348
Race Time 3'34.271							

03/10/2021 P = Pits In/Out - C = Lap Time Cancelled

These data/results cannot be reproduced, stored and/or transmitted in whole or in part by any manner of electronic, mechanical, photocopying, recording, broadcasting or otherwise now known or herein after developed without the previous express consent by the copyright owner, except for reproduction in daily press and regular printed publications on sale to the public within 60 days of the event related to those data/results and always provided that copyright symbol appears together as follows below.

© DORNA WSBK ORGANIZATION Srl 2021

PIRELLI PERUGIA TIMING


Official Tyre Supplier



Official Timekeeper