

Portimao 4.592 m

1 / 2

Motul Portuguese Round, 1-3 October 2021

Results Free Practice 2nd Session

No.	Rider	Nat	Team	Bike	Class	Time	Gap	Rel.	Laps	Speed	
										Avg	Max
1	1 J. REA	GBR	Kawasaki Racing Team WorldSBK	Kawasaki ZX-10RR		1'41.466			20	162,924	308,7
2	22 A. LOWES	GBR	Kawasaki Racing Team WorldSBK	Kawasaki ZX-10RR		1'41.657	0.191	0.191	14	162,617	307,0
3	91 L. HASLAM	GBR	Team HRC	Honda CBR1000 RR-R		1'41.716	0.250	0.059	15	162,523	304,4
4	54 T. RAZGATLIOGLU	TUR	Pata Yamaha with Brixx WorldSBK	Yamaha YZF R1		1'41.812	0.346	0.096	21	162,370	309,6
5	31 G. GERLOFF	USA	GRT Yamaha WorldSBK Team	Yamaha YZF R1	IND	1'41.872	0.406	0.060	18	162,274	308,7
6	11 L. BAZ	FRA	Team GoEleven	Ducati Panigale V4 R	IND	1'41.974	0.508	0.102	21	162,112	307,8
7	45 S. REDDING	GBR	Aruba.it Racing - Ducati	Ducati Panigale V4 R		1'41.986	0.520	0.012	16	162,093	307,8
8	21 M. RINALDI	ITA	Aruba.it Racing - Ducati	Ducati Panigale V4 R		1'42.099	0.633	0.113	17	161,913	308,7
9	19 A. BAUTISTA	ESP	Team HRC	Honda CBR1000 RR-R		1'42.115	0.649	0.016	15	161,888	311,4
10	55 A. LOCATELLI	ITA	Pata Yamaha with Brixx WorldSBK	Yamaha YZF R1		1'42.172	0.706	0.057	21	161,798	308,7
11	60 M. VAN DER MARK	NED	BMW Motorrad WorldSBK Team	BMW M 1000 RR		1'42.324	0.858	0.152	17	161,557	307,0
12	32 I. VINALES	ESP	Orelac Racing VerdNatura	Kawasaki ZX-10RR	IND	1'42.776	1.310	0.452	16	160,847	298,5
13	36 L. MERCADO	ARG	MIE Racing Honda Racing	Honda CBR1000 RR-R	IND	1'42.980	1.514	0.204	18	160,528	307,0
14	47 A. BASSANI	ITA	Motocorsa Racing	Ducati Panigale V4 R	IND	1'43.029	1.563	0.049	18	160,452	307,0
15	50 E. LAVERTY	IRL	BMW Motorrad WorldSBK Team	BMW M 1000 RR		1'43.157	1.691	0.128	17	160,253	303,5
16	94 J. FOLGER	GER	Bonovo MGM Racing	BMW M 1000 RR	IND	1'43.321	1.855	0.164	17	159,998	301,8
17	23 C. PONSSON	FRA	Gil Motor Sport-Yamaha	Yamaha YZF R1	IND	1'43.905	2.439	0.584	20	159,099	301,8
18	3 K. NOZANE	JPN	GRT Yamaha WorldSBK Team	Yamaha YZF R1	IND	1'43.937	2.471	0.032	20	159,050	300,2
19	76 S. CAVALIERI	ITA	Barni Racing Team	Ducati Panigale V4 R	IND	1'44.313	2.847	0.376	19	158,477	300,2
20	53 T. RABAT	ESP	Kawasaki Puccetti Racing	Kawasaki ZX-10RR	IND	1'44.352	2.886	0.039	21	158,418	298,5
21	16 G. RUIU	ITA	B-Max Racing Team	BMW M 1000 RR	IND	1'44.468	3.002	0.116	15	158,242	294,5
22	84 L. CRESSON	BEL	OUTDO TPR Team Pedercini Racing	Kawasaki ZX-10RR	IND	1'44.775	3.309	0.307	17	157,778	295,3
23	83 L. EPIS	AUS	OUTDO TPR Team Pedercini Racing	Kawasaki ZX-10RR	IND	1'45.498	4.032	0.723	15	156,697	290,5

Qualifying Lap Time (107% of 1'41.466): 1'48.570

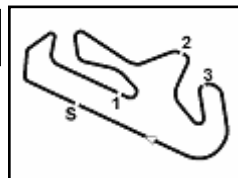
AIR	Humidity:	40%	Temp:	27°C
TRACK	Condition:	Dry	Temp:	46°C

Records	Pole (SP)	2019 J.Rea	1'40.372	164,700	Km/h
	Race (SPRC)	2019 J.Rea	1'41.272	163,240	Km/h
	All Times (SP)	2019 J.Rea	1'40.372	164,700	Km/h

Start 01/10/2021 15:00 End 15:47 The results are provisional until the end of the time limit for protests and appeals and the completion of the technical checks.

These data/results cannot be reproduced, stored and/or transmitted in whole or in part by any manner of electronic, mechanical, photocopying, recording, broadcasting or otherwise now known or herein after developed without the previous express consent by the copyright owner, except for reproduction in daily press and regular printed publications on sale to the public within 60 days of the event related to those data/results and always provided that copyright symbol appears together as follows below.

© DORNA WSBK ORGANIZATION Srl 2021


Motul Portuguese Round, 1-3 October 2021
Results Free Practice 2nd Session
Session Highlights

Local Time	No. Rider	Description
15.00.00		Start
15.00.23		WorldSBK Pit Intervention Time: 1m 35sec
15.38.00	60 M. VAN DER MARK	On the Gravel - Re-Joined - Turn 8
15.47.07		End Of Session
15.48.42	50 E. LAVERTY	Technical Problem - Turn 5

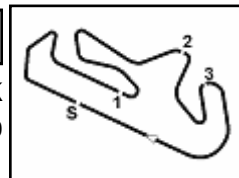
Fastest Laps Sequence

No.	Rider	Nat	Team	Bike	Local Time	Time	Gap	Avg
1	J. REA	GBR	Kawasaki Racing Team WorldSBK	Kawasaki ZX-10RR	15:03'37.470	1'43.520		159,691
91	L. HASLAM	GBR	Team HRC	Honda CBR1000 RR-R	15:03'38.518	1'43.147	-0.373	160,268
22	A. LOWES	GBR	Kawasaki Racing Team WorldSBK	Kawasaki ZX-10RR	15:04'25.106	1'42.661	-0.486	161,027
22	A. LOWES	GBR	Kawasaki Racing Team WorldSBK	Kawasaki ZX-10RR	15:06'07.310	1'42.204	-0.457	161,747
54	T. RAZGATLIOGLU	TUR	Pata Yamaha with Brixx WorldSBK	Yamaha YZF R1	15:07'59.749	1'42.151	-0.053	161,831
22	A. LOWES	GBR	Kawasaki Racing Team WorldSBK	Kawasaki ZX-10RR	15:09'32.825	1'42.118	-0.033	161,883
1	J. REA	GBR	Kawasaki Racing Team WorldSBK	Kawasaki ZX-10RR	15:15'49.277	1'41.811	-0.307	162,371
22	A. LOWES	GBR	Kawasaki Racing Team WorldSBK	Kawasaki ZX-10RR	15:28'33.318	1'41.657	-0.154	162,617
1	J. REA	GBR	Kawasaki Racing Team WorldSBK	Kawasaki ZX-10RR	15:33'52.849	1'41.638	-0.019	162,648
1	J. REA	GBR	Kawasaki Racing Team WorldSBK	Kawasaki ZX-10RR	15:38'58.065	1'41.466	-0.172	162,924

01/10/2021 Start End The results are provisional until the end of the time limit for protests and appeals and the completion of the technical checks.
 15:00 15:47

These data/results cannot be reproduced, stored and/or transmitted in whole or in part by any manner of electronic, mechanical, photocopying, recording, broadcasting or otherwise now known or herein after developed without the previous express consent by the copyright owner, except for reproduction in daily press and regular printed publications on sale to the public within 60 days of the event related to those data/results and always provided that copyright symbol appears together as follows below.

© DORNA WSBK ORGANIZATION Srl 2021



Motul Portuguese Round, 1-3 October 2021

Free Practices Combined Results after FP2

Portimao 4.592 m

No.	Rider	Nat	Team	Bike	Class	FP1	FP2	FP3	Time	Gap	Rel.	Avg	LL
1	1 J. REA	GBR	Kawasaki Racing Team WorldSBK	Kawasaki ZX-10RR		1'41.542	1'41.466		1'41.466			162,924	36
2	22 A. LOWES	GBR	Kawasaki Racing Team WorldSBK	Kawasaki ZX-10RR		1'41.703	1'41.657		1'41.657	0.191	0.191	162,617	19
3	31 G. GERLOFF	USA	GRT Yamaha WorldSBK Team	Yamaha YZF R1	IND	1'41.683	1'41.872		1'41.683	0.217	0.026	162,576	34
4	91 L. HASLAM	GBR	Team HRC	Honda CBR1000 RR-R		1'42.991	1'41.716		1'41.716	0.250	0.033	162,523	21
5	54 T. RAZGATLIOGLU	TUR	Pata Yamaha with Brixx WorldSBK	Yamaha YZF R1		1'41.749	1'41.812		1'41.749	0.283	0.033	162,470	33
6	11 L. BAZ	FRA	Team GoEleven	Ducati Panigale V4 R	IND	1'41.760	1'41.974		1'41.760	0.294	0.011	162,453	38
7	45 S. REDDING	GBR	Aruba.it Racing - Ducati	Ducati Panigale V4 R		1'42.019	1'41.986		1'41.986	0.520	0.226	162,093	35
8	21 M. RINALDI	ITA	Aruba.it Racing - Ducati	Ducati Panigale V4 R		1'42.979	1'42.099		1'42.099	0.633	0.113	161,913	33
9	19 A. BAUTISTA	ESP	Team HRC	Honda CBR1000 RR-R		1'42.246	1'42.115		1'42.115	0.649	0.016	161,888	29
10	55 A. LOCATELLI	ITA	Pata Yamaha with Brixx WorldSBK	Yamaha YZF R1		1'42.313	1'42.172		1'42.172	0.706	0.057	161,798	38
11	60 M. VAN DER MARK	NED	BMW Motorrad WorldSBK Team	BMW M 1000 RR		1'42.345	1'42.324		1'42.324	0.858	0.152	161,557	35
12	47 A. BASSANI	ITA	Motocorsa Racing	Ducati Panigale V4 R	IND	1'42.645	1'43.029		1'42.645	1.179	0.321	161,052	35
13	32 I. VINALES	ESP	Orelac Racing VerdNatura	Kawasaki ZX-10RR	IND	1'42.920	1'42.776		1'42.776	1.310	0.131	160,847	32
14	36 L. MERCADO	ARG	MIE Racing Honda Racing	Honda CBR1000 RR-R	IND	1'42.853	1'42.980		1'42.853	1.387	0.077	160,726	35
15	50 E. LAVERTY	IRL	BMW Motorrad WorldSBK Team	BMW M 1000 RR		1'43.455	1'43.157		1'43.157	1.691	0.304	160,253	26
16	94 J. FOLGER	GER	Bonovo MGM Racing	BMW M 1000 RR	IND	1'44.208	1'43.321		1'43.321	1.855	0.164	159,998	35
17	23 C. PONSSON	FRA	Gil Motor Sport-Yamaha	Yamaha YZF R1	IND	1'43.866	1'43.905		1'43.866	2.400	0.545	159,159	38
18	3 K. NOZANE	JPN	GRT Yamaha WorldSBK Team	Yamaha YZF R1	IND	1'44.383	1'43.937		1'43.937	2.471	0.071	159,050	40
19	76 S. CAVALIERI	ITA	Barni Racing Team	Ducati Panigale V4 R	IND	1'44.834	1'44.313		1'44.313	2.847	0.376	158,477	36
20	53 T. RABAT	ESP	Kawasaki Puccetti Racing	Kawasaki ZX-10RR	IND	1'44.387	1'44.352		1'44.352	2.886	0.039	158,418	42
21	16 G. RUIJ	ITA	B-Max Racing Team	BMW M 1000 RR	IND	1'44.681	1'44.468		1'44.468	3.002	0.116	158,242	27
22	84 L. CRESSON	BEL	OUTDO TPR Team Pedercini Racing	Kawasaki ZX-10RR	IND	1'45.009	1'44.775		1'44.775	3.309	0.307	157,778	35
23	83 L. EPIS	AUS	OUTDO TPR Team Pedercini Racing	Kawasaki ZX-10RR	IND	1'46.210	1'45.498		1'45.498	4.032	0.723	156,697	29

01/10/2021

These data/results cannot be reproduced, stored and/or transmitted in whole or in part by any manner of electronic, mechanical, photocopying, recording, broadcasting or otherwise now known or herein after developed without the previous express consent by the copyright owner, except for reproduction in daily press and regular printed publications on sale to the public within 60 days of the event related to those data/results and always provided that copyright symbol appears together as follows below.

© DORNA WSBK ORGANIZATION Srl 2021

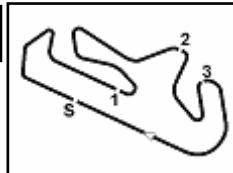
FIKZ PERUGIA TIMING



Official Tyre Supplier



Official Timekeeper



Portimao 4.592 m

Motul Portuguese Round, 1-3 October 2021

Best Sectors & Speed Free Practice 2nd Session

BEST LAP		
1	1 J. REA	Kawasaki ZX-10RR 1'41.466
2	22 A. LOWES	Kawasaki ZX-10RR 1'41.657
3	91 L. HASLAM	Honda CBR1000 RR-R 1'41.716
4	54 T. RAZGATLIOGLU	Yamaha YZF R1 1'41.812
5	31 G. GERLOFF	Yamaha YZF R1 1'41.872
6	11 L. BAZ	Ducati Panigale V4 R 1'41.974
7	45 S. REDDING	Ducati Panigale V4 R 1'41.986
8	21 M. RINALDI	Ducati Panigale V4 R 1'42.099
9	19 A. BAUTISTA	Honda CBR1000 RR-R 1'42.115
10	55 A. LOCATELLI	Yamaha YZF R1 1'42.172
11	60 M. VAN DER MARK	BMW M 1000 RR 1'42.324
12	32 I. VINALES	Kawasaki ZX-10RR 1'42.776
13	36 L. MERCADO	Honda CBR1000 RR-R 1'42.980
14	47 A. BASSANI	Ducati Panigale V4 R 1'43.029
15	50 E. LAVERTY	BMW M 1000 RR 1'43.157
16	94 J. FOLGER	BMW M 1000 RR 1'43.321
17	23 C. PONSSON	Yamaha YZF R1 1'43.905
18	3 K. NOZANE	Yamaha YZF R1 1'43.937
19	76 S. CAVALIERI	Ducati Panigale V4 R 1'44.313
20	53 T. RABAT	Kawasaki ZX-10RR 1'44.352
21	16 G. RUIU	BMW M 1000 RR 1'44.468
22	84 L. CRESSON	Kawasaki ZX-10RR 1'44.775
23	83 L. EPIS	Kawasaki ZX-10RR 1'45.498

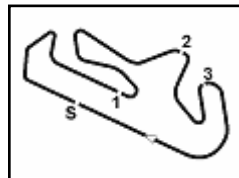
SPEED		
1	19 A. BAUTISTA	Honda CBR1000 RR-R 311,4
2	54 T. RAZGATLIOGLU	Yamaha YZF R1 309,6
3	1 J. REA	Kawasaki ZX-10RR 308,7
4	55 A. LOCATELLI	Yamaha YZF R1 308,7
5	31 G. GERLOFF	Yamaha YZF R1 308,7
6	21 M. RINALDI	Ducati Panigale V4 R 308,7
7	11 L. BAZ	Ducati Panigale V4 R 307,8
8	45 S. REDDING	Ducati Panigale V4 R 307,8
9	60 M. VAN DER MARK	BMW M 1000 RR 307,0
10	47 A. BASSANI	Ducati Panigale V4 R 307,0
11	22 A. LOWES	Kawasaki ZX-10RR 307,0
12	36 L. MERCADO	Honda CBR1000 RR-R 307,0
13	91 L. HASLAM	Honda CBR1000 RR-R 304,4
14	50 E. LAVERTY	BMW M 1000 RR 303,5
15	94 J. FOLGER	BMW M 1000 RR 301,8
16	23 C. PONSSON	Yamaha YZF R1 301,8
17	76 S. CAVALIERI	Ducati Panigale V4 R 300,2
18	3 K. NOZANE	Yamaha YZF R1 300,2
19	53 T. RABAT	Kawasaki ZX-10RR 298,5
20	32 I. VINALES	Kawasaki ZX-10RR 298,5
21	84 L. CRESSON	Kawasaki ZX-10RR 295,3
22	16 G. RUIU	BMW M 1000 RR 294,5
23	83 L. EPIS	Kawasaki ZX-10RR 290,5

SEG. 1		SEG. 2		SEG. 3		SEG. 4	
1	1 J. REA 31.769	1	1 J. REA 29.273	1	1 J. REA 22.167	1	91 L. HASLAM 17.785
2	19 A. BAUTISTA 31.895	2	54 T. RAZGATLIOGLU 29.316	2	54 T. RAZGATLIOGLU 22.240	2	31 G. GERLOFF 17.926
3	45 S. REDDING 31.898	3	31 G. GERLOFF 29.362	3	91 L. HASLAM 22.251	3	55 A. LOCATELLI 17.946
4	22 A. LOWES 31.923	4	21 M. RINALDI 29.406	4	22 A. LOWES 22.252	4	60 M. VAN DER MARK 17.949
5	21 M. RINALDI 31.923	5	11 L. BAZ 29.415	5	11 L. BAZ 22.260	5	22 A. LOWES 17.955
6	54 T. RAZGATLIOGLU 31.944	6	22 A. LOWES 29.470	6	31 G. GERLOFF 22.283	6	21 M. RINALDI 17.973
7	55 A. LOCATELLI 32.016	7	91 L. HASLAM 29.475	7	55 A. LOCATELLI 22.337	7	19 A. BAUTISTA 18.013
8	31 G. GERLOFF 32.050	8	55 A. LOCATELLI 29.521	8	45 S. REDDING 22.401	8	1 J. REA 18.021
9	91 L. HASLAM 32.081	9	60 M. VAN DER MARK 29.533	9	19 A. BAUTISTA 22.413	9	45 S. REDDING 18.028
10	11 L. BAZ 32.113	10	45 S. REDDING 29.559	10	21 M. RINALDI 22.419	10	11 L. BAZ 18.050
11	60 M. VAN DER MARK 32.155	11	19 A. BAUTISTA 29.599	11	60 M. VAN DER MARK 22.425	11	54 T. RAZGATLIOGLU 18.055
12	47 A. BASSANI 32.303	12	36 L. MERCADO 29.622	12	32 I. VINALES 22.449	12	32 I. VINALES 18.086
13	32 I. VINALES 32.343	13	32 I. VINALES 29.680	13	36 L. MERCADO 22.539	13	47 A. BASSANI 18.093
14	50 E. LAVERTY 32.430	14	47 A. BASSANI 29.742	14	47 A. BASSANI 22.542	14	36 L. MERCADO 18.103
15	36 L. MERCADO 32.437	15	50 E. LAVERTY 29.790	15	3 K. NOZANE 22.594	15	94 J. FOLGER 18.117
16	23 C. PONSSON 32.504	16	94 J. FOLGER 29.842	16	50 E. LAVERTY 22.630	16	23 C. PONSSON 18.132
17	94 J. FOLGER 32.601	17	23 C. PONSSON 30.049	17	53 T. RABAT 22.665	17	50 E. LAVERTY 18.216
18	76 S. CAVALIERI 32.658	18	16 G. RUIU 30.082	18	94 J. FOLGER 22.713	18	16 G. RUIU 18.237
19	3 K. NOZANE 32.677	19	3 K. NOZANE 30.100	19	23 C. PONSSON 22.805	19	84 L. CRESSON 18.359
20	53 T. RABAT 32.845	20	76 S. CAVALIERI 30.141	20	76 S. CAVALIERI 22.823	20	76 S. CAVALIERI 18.386
21	84 L. CRESSON 32.927	21	53 T. RABAT 30.247	21	16 G. RUIU 22.859	21	3 K. NOZANE 18.419
22	16 G. RUIU 33.036	22	84 L. CRESSON 30.315	22	83 L. EPIS 22.861	22	53 T. RABAT 18.461
23	83 L. EPIS 33.229	23	83 L. EPIS 30.490	23	84 L. CRESSON 22.901	23	83 L. EPIS 18.783

01/10/2021

These data/results cannot be reproduced, stored and/or transmitted in whole or in part by any manner of electronic, mechanical, photocopying, recording, broadcasting or otherwise now known or herein after developed without the previous express consent by the copyright owner, except for reproduction in daily press and regular printed publications on sale to the public within 60 days of the event related to those data/results and always provided that copyright symbol appears together as follows below.

© DORNA WSBK ORGANIZATION Srl 2021



Portimao 4.592 m

Motul Portuguese Round, 1-3 October 2021

Ideal Times Free Practice 2nd Session

No.	Rider	Nat	Bike	Seg. 1	Seg. 2	Seg. 3	Seg. 4	Ideal Time		
				Diff. 1	Diff. 2	Diff. 3	Diff. 4	Best Lap	Pos.	Diff.
1	1 J. REA	GBR	Kawasaki ZX-10RR	31.769 +0.094	29.273	22.167 +0.036	18.021 +0.106	1'41.230 1'41.466	1	0.236
2	54 T. RAZGATLIOGLU	TUR	Yamaha YZF R1	31.944 +0.022	29.316 +0.091	22.240	18.055 +0.144	1'41.555 1'41.812	4	0.257
3	91 L. HASLAM	GBR	Honda CBR1000 RR-R	32.081 +0.124	29.475	22.251	17.785	1'41.592 1'41.716	3	0.124
4	22 A. LOWES	GBR	Kawasaki ZX-10RR	31.923	29.470 +0.038	22.252	17.955 +0.019	1'41.600 1'41.657	2	0.057
5	31 G. GERLOFF	USA	Yamaha YZF R1	32.050 +0.021	29.362 +0.114	22.283 +0.022	17.926 +0.094	1'41.621 1'41.872	5	0.251
6	21 M. RINALDI	ITA	Ducati Panigale V4 R	31.923 +0.318	29.406	22.419 +0.047	17.973 +0.013	1'41.721 1'42.099	8	0.378
7	55 A. LOCATELLI	ITA	Yamaha YZF R1	32.016 +0.027	29.521 +0.051	22.337 +0.084	17.946 +0.190	1'41.820 1'42.172	10	0.352
8	11 L. BAZ	FRA	Ducati Panigale V4 R	32.113	29.415	22.260 +0.014	18.050 +0.122	1'41.838 1'41.974	6	0.136
9	45 S. REDDING	GBR	Ducati Panigale V4 R	31.898 +0.031	29.559	22.401 +0.049	18.028 +0.020	1'41.886 1'41.986	7	0.100
10	19 A. BAUTISTA	ESP	Honda CBR1000 RR-R	31.895 +0.048	29.599 +0.147	22.413	18.013	1'41.920 1'42.115	9	0.195
11	60 M. VAN DER MARK	NED	BMW M 1000 RR	32.155 +0.058	29.533 +0.069	22.425 +0.135	17.949	1'42.062 1'42.324	11	0.262
12	32 I. VINALES	ESP	Kawasaki ZX-10RR	32.343 +0.115	29.680 +0.032	22.449 +0.071	18.086	1'42.558 1'42.776	12	0.218
13	47 A. BASSANI	ITA	Ducati Panigale V4 R	32.303 +0.129	29.742 +0.061	22.542 +0.159	18.093	1'42.680 1'43.029	14	0.349
14	36 L. MERCADO	ARG	Honda CBR1000 RR-R	32.437 +0.034	29.622	22.539 +0.028	18.103 +0.217	1'42.701 1'42.980	13	0.279
15	50 E. LAVERTY	IRL	BMW M 1000 RR	32.430 +0.025	29.790 +0.007	22.630	18.216 +0.059	1'43.066 1'43.157	15	0.091
16	94 J. FOLGER	GER	BMW M 1000 RR	32.601 +0.048	29.842	22.713	18.117	1'43.273 1'43.321	16	0.048
17	23 C. PONSSON	FRA	Yamaha YZF R1	32.504	30.049 +0.135	22.805 +0.230	18.132 +0.050	1'43.490 1'43.905	17	0.415
18	3 K. NOZANE	JPN	Yamaha YZF R1	32.677 +0.080	30.100 +0.013	22.594	18.419 +0.054	1'43.790 1'43.937	18	0.147
19	76 S. CAVALIERI	ITA	Ducati Panigale V4 R	32.658 +0.061	30.141	22.823 +0.148	18.386 +0.096	1'44.008 1'44.313	19	0.305
20	16 G. RUIJU	ITA	BMW M 1000 RR	33.036 +0.139	30.082 +0.100	22.859 +0.015	18.237	1'44.214 1'44.468	21	0.254
21	53 T. RABAT	ESP	Kawasaki ZX-10RR	32.845	30.247 +0.101	22.665	18.461 +0.033	1'44.218 1'44.352	20	0.134
22	84 L. CRESSON	BEL	Kawasaki ZX-10RR	32.927 +0.245	30.315	22.901	18.359 +0.028	1'44.502 1'44.775	22	0.273
23	83 L. EPIS	AUS	Kawasaki ZX-10RR	33.229	30.490	22.861 +0.135	18.783	1'45.363 1'45.498	23	0.135
Overall Ideal Time				31.769	29.273	22.167	17.785	1'40.994		

01/10/2021

These data/results cannot be reproduced, stored and/or transmitted in whole or in part by any manner of electronic, mechanical, photocopying, recording, broadcasting or otherwise now known or herein after developed without the previous express consent by the copyright owner, except for reproduction in daily press and regular printed publications on sale to the public within 60 days of the event related to those data/results and always provided that copyright symbol appears together as follows below.

© DORNA WSBK ORGANIZATION Srl 2021

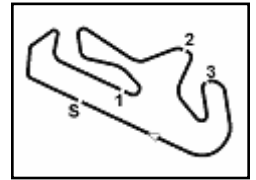
FICR PERUGIA TIMING



Official Tyre Supplier



Official Timekeeper



Motul Portuguese Round, 1-3 October 2021 Chronological Analysis Free Practice 2nd Session

Portimao 4.592 m

1 / 4

1° 1 J. REA (1'41.466)						
Lap	Seg.1	Seg.2	Seg.3	Seg.4	Lap Time	Local Time
1		30.348	22.834	18.239		15:01'53.950
2	32.039	29.744	23.412	18.325	1'43.520	302,7 15:03'37.470
3	35.559	30.492	22.668	18.210	1'46.929	299,3 15:05'24.399
4	32.263	29.412	22.531	18.021	1'42.227	301,8 15:07'06.626
5	32.254	29.328	22.418	37.341	2'01.341P	302,7 15:09'07.967
6	3'48.244	30.096	22.765	18.394	4'59.499P	15:14'07.466
7	32.021	29.383	22.322	18.085	1'41.811	301,8 15:15'49.277
8	31.993	29.364	22.431	38.258	2'02.046P	303,5 15:17'51.323
9	6'21.919	30.084	22.432	18.229	7'32.664P	15:25'23.987
10	32.132	29.361	22.425	18.057	1'41.976	304,4 15:27'05.963
11	31.769	29.694	22.167	18.124	1'41.754	306,1 15:28'47.717
12	32.009	29.319	22.307	18.133	1'41.768	308,7 15:30'29.485
13	31.979	29.389	22.245	18.113	1'41.726	307,0 15:32'11.211
14	31.885	29.419	22.277	18.057	1'41.638	306,1 15:33'52.849
15	31.924	29.288	22.364	18.084	1'41.660	305,2 15:35'34.509
16	31.974	29.552	22.375	18.189	1'42.090	305,2 15:37'16.599
17	31.863	29.273	22.203	18.127	1'41.466	307,8 15:38'58.065
18	31.892	29.375	22.184	18.086	1'41.537	306,1 15:40'39.602
19	31.826	29.431	22.422	18.229	1'41.908	307,0 15:42'21.510
20	31.945	29.384	22.303	18.088	1'41.720	305,2 15:44'03.230
21	31.780	29.487	22.421	18.145	1'41.833	308,7 15:45'45.063

1		30.456	22.840	18.480		15:02'52.022
2	32.533	29.819	22.523	18.128	1'43.003	301,8 15:04'35.025
3	32.262	29.601	22.599	18.111	1'42.573	306,1 15:06'17.598
4	32.131	29.466	22.411	18.143	1'42.151	304,4 15:07'59.749
5	32.728	30.236	22.902	39.799	2'05.665P	305,2 15:10'05.414
6	7'06.527	31.278	23.275	18.348	8'19.428P	15:18'24.842
7	32.065	29.328	22.385	18.055	1'41.833	302,7 15:20'06.675
8	32.179	29.379	22.449	18.093	1'42.100	306,1 15:21'48.775
9	32.022	29.432	22.512	18.096	1'42.062	307,0 15:23'30.837
10	32.061	29.429	22.508	18.090	1'42.088	304,4 15:25'12.925
11	32.032	29.510	22.445	18.099	1'42.086	307,0 15:26'55.011
12	32.024	29.766	22.493	18.088	1'42.371	306,1 15:28'37.382
13	32.004	29.518	22.354	18.179	1'42.055	307,0 15:30'19.437
14	32.162	29.364	22.277	18.157	1'41.960	304,4 15:32'01.397
15	32.089	29.466	22.266	18.059	1'41.880	303,5 15:33'43.277
16	32.127	29.356	22.286	18.136	1'41.905	302,7 15:35'25.182
17	31.944	29.316	22.337	18.302	1'41.899	305,2 15:37'07.081
18	32.028	29.345	22.369	18.127	1'41.869	305,2 15:38'48.950
19	32.130	29.539	22.334	18.101	1'42.104	303,5 15:40'31.054
20	31.966	29.407	22.240	18.199	1'41.812	306,1 15:42'12.866
21	32.080	29.475	22.456	18.132	1'42.143	307,0 15:43'55.009
22	32.081	29.502	22.422	18.132	1'42.137	309,6 15:45'37.146

2° 22 A. LOWES (1'41.657)						
Lap	Seg.1	Seg.2	Seg.3	Seg.4	Lap Time	Local Time
1		31.136	23.199	18.182		15:02'42.445
2	32.425	29.666	22.540	18.030	1'42.661	300,2 15:04'25.106
3	32.204	29.736	22.309	17.955	1'42.204	298,5 15:06'07.310
4	32.607	29.912	22.730	18.148	1'43.397	295,3 15:07'50.707
5	32.163	29.510	22.481	17.964	1'42.118	303,5 15:09'32.825
6	33.659	31.148	23.245	43.163	2'11.215P	291,3 15:11'44.040
7	5'08.298	30.927	22.628	18.485	6'20.338P	15:18'04.378
8	32.407	29.470	22.460	18.059	1'42.396	301,0 15:19'46.774
9	32.004	29.759	22.460	18.044	1'42.267	304,4 15:21'29.041
10	32.098	29.579	22.379	18.043	1'42.099	305,2 15:23'11.140
11	39.691	33.943	26.252	18.749	1'58.635	305,2 15:25'09.775
12	32.093	29.546	22.271	17.976	1'41.886	303,5 15:26'51.661
13	31.923	29.508	22.252	17.974	1'41.657	307,0 15:28'33.318
14	33.125	35.144	27.161	44.190	2'19.620P	304,4 15:30'52.938
15	13'31.136	30.135	22.545	18.269	14'42.085P	15:45'35.023

5° 31 G. GERLOFF (1'41.872)						
Lap	Seg.1	Seg.2	Seg.3	Seg.4	Lap Time	Local Time
1		30.564	23.848	18.304		15:01'58.560
2	33.405	29.767	23.559	18.341	1'45.072	301,0 15:03'43.632
3	32.635	30.115	22.905	18.200	1'43.855	301,0 15:05'27.487
4	32.583	29.728	22.751	18.122	1'43.184	302,7 15:07'10.671
5	32.924	29.643	22.631	18.165	1'43.363	304,4 15:08'54.034
6	32.822	29.911	22.826	40.492	2'06.051P	298,5 15:11'00.085
7	7'54.052	33.753	24.101	18.147	9'10.053P	15:20'10.138
8	32.420	29.850	22.513	18.274	1'43.057	303,5 15:21'53.195
9	32.394	29.731	22.543	18.205	1'42.873	305,2 15:23'36.068
10	32.321	29.697	22.334	18.057	1'42.409	306,1 15:25'18.477
11	32.150	29.444	22.382	18.049	1'42.025	307,0 15:27'00.502
12	32.466	29.622	22.290	18.023	1'42.401	303,5 15:28'42.903
13	32.221	29.362	22.541	18.319	1'42.443	307,8 15:30'25.346
14	32.981	30.036	22.712	39.322	2'05.051P	289,7 15:32'30.397
15	4'54.598	30.753	22.684	18.007	6'06.042P	15:38'36.439
16	32.170	29.576	22.283	17.926	1'41.955	303,5 15:40'18.394
17	32.050	29.543	22.345	18.179	1'42.117	307,0 15:42'00.511
18	32.071	29.476	22.305	18.020	1'41.872	307,0 15:43'42.383
19	32.125	29.986	22.369	18.025	1'42.505	308,7 15:45'24.888

3° 91 L. HASLAM (1'41.716)						
Lap	Seg.1	Seg.2	Seg.3	Seg.4	Lap Time	Local Time
1		30.583	22.746	18.139		15:01'55.371
2	32.726	29.865	22.514	18.042	1'43.147	292,9 15:03'38.518
3	34.913	30.381	22.733	18.277	1'46.304	296,9 15:05'24.822
4	32.425	29.600	22.495	17.877	1'42.397	287,4 15:07'07.219
5	32.240	29.595	22.455	18.024	1'42.314	296,9 15:08'49.533
6	33.893	32.640	24.387	42.012	2'12.932P	297,7 15:11'02.465
7	12'47.489	32.240	26.190	19.776	14'05.695P	15:25'08.160
8	32.347	31.539	22.391	17.812	1'44.089	298,5 15:26'52.249
9	32.205	29.475	22.251	17.785	1'41.716	292,9 15:28'33.965
10	32.717	31.285	23.951	17.972	1'45.925	296,9 15:30'19.890
11	32.403	29.577	22.367	17.851	1'42.198	288,2 15:32'02.088
12	32.081	29.785	23.580	40.966	2'06.412P	295,3 15:34'08.500
13	4'49.956	32.182	24.734	18.583	6'05.455P	15:40'13.955
14	32.245	29.772	22.368	18.284	1'42.669	304,4 15:41'56.624
15	32.182	29.705	22.390	18.043	1'42.320	303,5 15:43'38.944
16	32.284	29.608	22.472	18.077	1'42.441	299,3 15:45'21.385

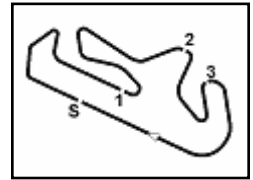
6° 11 L. BAZ (1'41.974)						
Lap	Seg.1	Seg.2	Seg.3	Seg.4	Lap Time	Local Time
1		31.901	23.568	19.120		15:02'27.529
2	33.125	29.803	22.472	18.247	1'43.647	296,9 15:04'11.176
3	32.832	29.724	22.617	18.297	1'43.470	301,0 15:05'54.646
4	32.589	29.743	22.696	18.180	1'43.208	300,2 15:07'37.854
5	32.601	29.622	22.618	18.268	1'43.109	302,7 15:09'20.963
6	34.898	32.279	27.345	20.372	1'54.894	301,8 15:11'15.857
7	32.423	29.553	22.416	18.102	1'42.494	303,5 15:12'58.351
8	35.216	30.545	23.245	40.347	2'09.353P	300,2 15:15'07.704
9	6'54.229	30.424	22.644	18.304	8'05.601P	15:23'13.305
10	32.528	33.402	26.899	19.870	1'52.699	304,4 15:25'06.004
11	32.408	29.589	22.400	18.141	1'42.538	303,5 15:26'48.542
12	32.201	29.576	22.419	18.138	1'42.334	302,7 15:28'30.876
13	32.325	29.507	22.336	18.127	1'42.295	304,4 15:30'13.171
14	32.415	29.587	22.349	18.257	1'42.608	303,5 15:31'55.779
15	34.175	30.991	24.021	18.580	1'47.767	301,0 15:33'43.546
16	32.288	29.585	22.417	18.115	1'42.405	300,2 15:35'25.951

4° 54 T. RAZGATLIOGLU (1'41.812)						
Lap	Seg.1	Seg.2	Seg.3	Seg.4	Lap Time	Local Time

01/10/2021 P = Pits In/Out - C = Lap Time Cancelled

These data/results cannot be reproduced, stored and/or transmitted in whole or in part by any manner of electronic, mechanical, photocopying, recording, broadcasting or otherwise now known or herein after developed without the previous express consent by the copyright owner, except for reproduction in daily press and regular printed publications on sale to the public within 60 days of the event related to those data/results and always provided that copyright symbol appears together as follows below.

© DORNA WSBK ORGANIZATION Srl 2021



Motul Portuguese Round, 1-3 October 2021 Chronological Analysis Free Practice 2nd Session

Portimao 4.592 m

2 / 4

Lap	Seg.1	Seg.2	Seg.3	Seg.4	Lap Time	km/h	Local Time
17	32.198	29.492	22.282	18.103	1'42.075	305,2	15:37'08.026
18	32.132	29.436	22.394	18.050	1'42.012	306,1	15:38'50.038
19	32.234	29.473	22.260	18.053	1'42.020	305,2	15:40'32.058
20	32.113	29.415	22.274	18.172	1'41.974	307,8	15:42'14.032
21	32.200	29.585	22.439	18.095	1'42.319	307,0	15:43'56.351
22	32.204	29.506	22.351	18.051	1'42.112	307,0	15:45'38.463

7° 45 S. REDDING (1'41.986)							
Lap	Seg.1	Seg.2	Seg.3	Seg.4	Lap Time	km/h	Local Time
1		32.143	23.279	18.412			15:02'45.517
2	32.806	30.057	22.769	18.121	1'43.753	301,0	15:04'29.270
3	32.483	29.929	22.797	18.170	1'43.379	301,8	15:06'12.649
4	32.654	29.841	22.679	18.138	1'43.312	301,0	15:07'55.961
5	34.285	33.231	22.948	18.171	1'48.635	296,9	15:09'44.596
6	32.490	29.740	22.595	18.080	1'42.905	301,8	15:11'27.501
7	35.701	30.886	23.623	18.199	1'48.409	305,2	15:13'15.910
8	32.220	29.611	22.720	18.133	1'42.684	305,2	15:14'58.594
9	31.898	38.505	23.086	38.733	2'12.222P	305,2	15:17'10.816
10	5'48.341	30.557	22.827	33.394	7'15.119P		15:24'25.935
11	10'42.134	30.640	22.794	18.240	1'53.808P		15:36'19.743
12	32.248	29.749	22.505	18.062	1'42.564	304,4	15:38'02.307
13	31.965	29.571	22.465	18.028	1'42.029	307,0	15:39'44.336
14	32.008	29.585	22.401	18.033	1'42.027	307,0	15:41'26.363
15	32.048	33.519	23.558	18.447	1'47.572	307,8	15:43'13.935
16	31.949	29.622	22.488	18.138	1'42.197	307,0	15:44'56.132
17	31.929	29.559	22.450	18.048	1'41.986	307,8	15:46'38.118

8° 21 M. RINALDI (1'42.099)							
Lap	Seg.1	Seg.2	Seg.3	Seg.4	Lap Time	km/h	Local Time
1		31.631	23.263	18.387			15:02'39.331
2	33.175	30.304	22.849	18.250	1'44.578	289,7	15:04'23.909
3	32.424	29.843	22.726	18.089	1'43.082	300,2	15:06'06.991
4	32.224	29.657	22.790	18.113	1'42.784	301,0	15:07'49.775
5	32.247	29.797	22.813	18.015	1'42.872	302,7	15:09'32.647
6	32.045	29.731	22.712	17.991	1'42.479	302,7	15:11'15.126
7	32.126	29.699	22.652	17.981	1'42.458	303,5	15:12'57.584
8	32.435	39.663	24.080	18.241	1'54.419	296,1	15:14'52.003
9	32.096	29.620	22.750	39.244	2'08.710P	303,5	15:17'00.713
10	13'12.700	30.391	22.727	18.232	1'42.050P		15:31'24.763
11	32.374	29.631	22.572	17.973	1'42.550	301,8	15:33'07.313
12	32.158	29.503	22.488	18.052	1'42.201	303,5	15:34'49.514
13	32.241	29.406	22.466	17.986	1'42.099	305,2	15:36'31.613
14	34.094	31.325	23.257	38.170	2'06.846P	294,5	15:38'38.459
15	1'33.777	30.374	25.946	18.603	2'48.700P		15:41'27.159
16	32.253	29.501	22.419	18.108	1'42.281	307,0	15:43'09.440
17	32.028	35.987	22.656	18.241	1'48.912	306,1	15:44'58.352
18	31.923	29.622	22.562	18.071	1'42.178	308,7	15:46'40.530

9° 19 A. BAUTISTA (1'42.115)							
Lap	Seg.1	Seg.2	Seg.3	Seg.4	Lap Time	km/h	Local Time
1		30.793	23.205	18.430			15:02'07.748
2	32.542	29.944	22.818	18.235	1'43.539	302,7	15:03'51.287
3	32.663	34.383	22.683	18.167	1'47.896	294,5	15:05'39.183
4	32.298	29.934	22.766	18.258	1'43.256	307,0	15:07'22.439
5	32.723	29.839	22.698	18.106	1'43.366	311,4	15:09'05.805
6	32.680	30.145	23.181	18.143	1'44.149	296,1	15:10'49.954
7	32.304	29.779	22.899	18.224	1'43.206	304,4	15:12'33.160
8	32.024	29.668	22.674	18.105	1'42.471	309,6	15:14'15.631
9	31.992	29.925	23.054	40.806	2'05.777P	311,4	15:16'21.408
10	11'27.308	30.120	22.611	18.190	12'38.229P		15:28'59.637
11	31.943	29.746	22.413	18.013	1'42.115	311,4	15:30'41.752
12	31.946	29.599	22.732	18.119	1'42.396	310,5	15:32'24.148
13	31.895	29.968	22.727	18.185	1'42.775	310,5	15:34'06.923

10° 55 A. LOCATELLI (1'42.172)							
Lap	Seg.1	Seg.2	Seg.3	Seg.4	Lap Time	km/h	Local Time
1		30.693	22.887	18.253			15:02'52.434
2	32.698	30.212	22.680	18.048	1'43.638	292,1	15:04'36.072
3	32.519	29.917	22.736	18.030	1'43.202	290,5	15:06'19.274
4	32.232	30.739	22.959	18.276	1'44.206	294,5	15:08'03.480
5	32.408	29.834	22.794	18.082	1'43.118	302,7	15:09'46.598
6	32.461	29.748	22.502	18.082	1'42.793	299,3	15:11'29.391
7	33.496	30.800	23.348	39.553	2'07.197P	301,8	15:13'36.588
8	7'00.009	30.704	23.633	17.946	8'12.292P		15:21'48.880
9	32.146	32.205	22.549	18.649	1'45.549	289,7	15:23'34.429
10	32.278	29.580	22.494	18.125	1'42.477	302,7	15:25'16.906
11	32.135	29.598	22.631	18.117	1'42.481	304,4	15:26'59.387
12	32.201	29.599	22.380	18.127	1'42.307	307,0	15:28'41.694
13	32.124	29.697	22.419	18.182	1'42.422	303,5	15:30'24.116
14	32.067	29.678	22.417	18.122	1'42.284	308,7	15:32'06.400
15	32.043	29.572	22.421	18.136	1'42.172	307,8	15:33'48.572
16	32.164	29.521	22.496	18.207	1'42.388	305,2	15:35'30.960
17	32.043	30.046	22.519	18.187	1'42.795	306,1	15:37'13.755
18	32.016	29.692	22.405	18.220	1'42.333	305,2	15:38'56.088
19	32.197	29.574	22.358	18.107	1'42.236	306,1	15:40'38.324
20	33.789	29.642	22.438	18.317	1'44.186	307,8	15:42'22.510
21	32.135	29.606	22.337	18.226	1'42.304	299,3	15:44'04.814
22	32.153	29.602	22.566	18.135	1'42.456	301,0	15:45'47.270

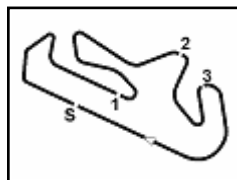
11° 60 M. VAN DER MARK (1'42.324)							
Lap	Seg.1	Seg.2	Seg.3	Seg.4	Lap Time	km/h	Local Time
1		30.629	23.841	18.210			15:01'59.873
2	32.928	30.584	23.120	18.466	1'45.098	300,2	15:03'44.971
3	32.505	29.660	22.526	18.103	1'42.794	301,8	15:05'27.765
4	32.523	29.697	22.730	18.024	1'42.974	298,5	15:07'10.739
5	32.408	29.584	22.708	18.079	1'42.779	304,4	15:08'53.518
6	33.907	33.246	23.490	39.499	2'10.142P	299,3	15:11'03.660
7	7'52.215	31.021	22.568	18.217	9'04.021P		15:20'07.681
8	32.456	29.698	22.502	18.047	1'42.703	302,7	15:21'50.384
9	32.162	29.650	22.474	18.140	1'42.426	306,1	15:23'32.810
10	32.453	31.457	22.706	18.106	1'44.722	301,8	15:25'17.532
11	32.281	29.652	22.642	18.119	1'42.694	304,4	15:27'00.226
12	32.365	33.091	24.583	39.776	2'09.815P	306,1	15:29'10.041
13	6'28.461	30.105	22.626	18.206	7'39.398P		15:36'49.439
14	32.403	38.320	29.498	20.976	2'01.197	301,8	15:38'50.636
15	32.257	29.615	22.425	18.081	1'42.378	305,2	15:40'33.014
16	32.248	29.688	22.510	18.158	1'42.604	305,2	15:42'15.618
17	32.213	29.602	22.560	17.949	1'42.324	304,4	15:43'57.942
18	32.155	29.533	22.853	18.019	1'42.560	307,0	15:45'40.502

12° 32 I. VINALES (1'42.776)							
Lap	Seg.1	Seg.2	Seg.3	Seg.4	Lap Time	km/h	Local Time
1		31.201	23.734	18.859			15:02'27.777
2	33.442	30.161	22.581	18.266	1'44.450	291,3	15:04'12.227
3	32.821	29.686	22.485	18.140	1'43.132	296,1	15:05'55.359
4	32.648	29.680	22.546	18.124	1'42.998	296,1	15:07'38.357
5	32.625	29.705	22.598	18.251	1'43.179	293,7	15:09'21.536
6	38.270	30.594	26.390	20.379	1'55.633	296,1	15:11'17.169
7	32.828	29.909	22.666	40.966	2'06.369P	295,3	15:13'23.538
8	8'19.151	31.098	30.246	18.733	9'39.228P		15:23'02.766
9	42.119	31.994	22.884	18.394	1'55.391	282,9	15:24'58.157
10	33.088	30.086	22.854	18.388	1'44.416	293,7	15:26'42.573
11	33.017	30.143	22.546	18.344	1'44.050	292,1	15:28'26.623

01/10/2021 P = Pits In/Out - C = Lap Time Cancelled

These data/results cannot be reproduced, stored and/or transmitted in whole or in part by any manner of electronic, mechanical, photocopying, recording, broadcasting or otherwise now known or herein after developed without the previous express consent by the copyright owner, except for reproduction in daily press and regular printed publications on sale to the public within 60 days of the event related to those data/results and always provided that copyright symbol appears together as follows below.

© DORNA WSBK ORGANIZATION Srl 2021



Motul Portuguese Round, 1-3 October 2021 Chronological Analysis Free Practice 2nd Session

Portimao 4.592 m

3 / 4

12	33.313	30.722	22.765	39.574	2'06.374P	284,4	15:30'32.997	11	32.547	29.921	22.835	18.260	1'43.563	302,7	15:30'02.373
13	7'20.794	31.709	31.200	21.242	8'44.945P		15:39'17.942	12	34.868	31.002	23.296	40.897	2'10.063P	298,5	15:32'12.436
14	32.655	29.939	22.591	18.158	1'43.343	295,3	15:41'01.285	13	4'05.469	30.879	23.783	18.496	5'18.627P		15:37'31.063
15	32.458	29.712	22.520	18.086	1'42.776	298,5	15:42'44.061	14	32.430	29.790	22.725	18.271	1'43.216	301,8	15:39'14.279
16	32.343	29.944	22.449	18.191	1'42.927	297,7	15:44'26.988	15	32.455	29.797	22.630	18.275	1'43.157	301,0	15:40'57.436
17	32.460	29.684	22.529	18.276	1'42.949	297,7	15:46'09.937	16	32.430	29.853	22.944	18.354	1'43.581	303,5	15:42'41.017
								17	32.569	30.022	22.856	18.216	1'43.663	297,7	15:44'24.680
								18	32.500	29.965	22.821	18.336	1'43.622	303,5	15:46'08.302

13° 36 L. MERCADO (1'42.980)							
Lap	Seg.1	Seg.2	Seg.3	Seg.4	Lap Time	km/h	Local Time
1		31.889	24.762	19.101			15:02'08.643
2	33.519	30.144	22.798	18.291	1'44.752	282,9	15:03'53.395
3	33.113	29.815	25.305	18.230	1'46.463	298,5	15:05'39.858
4	32.874	29.866	22.690	18.115	1'43.545	298,5	15:07'23.403
5	32.655	29.866	22.740	18.164	1'43.425	299,3	15:09'06.828
6	34.421	29.924	22.664	18.285	1'45.294	306,1	15:10'52.122
7	32.691	30.058	23.105	18.412	1'44.266	296,1	15:12'36.388
8	32.460	29.880	22.750	18.249	1'43.339	301,8	15:14'19.727
9	32.578	29.853	22.697	18.386	1'43.514	301,0	15:16'03.241
10	39.690	30.639	22.925	40.220	2'13.474P	300,2	15:18'16.715
11	8'49.464	32.937	22.841	18.375	10'03.617P		15:28'20.332
12	32.553	29.743	22.557	18.149	1'43.002	301,8	15:30'03.334
13	32.524	29.921	22.724	18.374	1'43.543	305,2	15:31'46.877
14	32.675	29.931	22.669	18.392	1'43.667	303,5	15:33'30.544
15	35.136	30.222	23.013	39.608	2'07.979P		15:35'38.523
16	3'37.098	32.275	22.705	18.280	4'50.358P		15:40'28.881
17	32.471	29.622	22.567	18.320	1'42.980	302,7	15:42'11.861
18	32.437	29.913	22.539	18.103	1'42.992	300,2	15:43'54.853
19	32.547	29.914	22.611	18.112	1'43.184	307,0	15:45'38.037

16° 94 J. FOLGER (1'43.321)							
Lap	Seg.1	Seg.2	Seg.3	Seg.4	Lap Time	km/h	Local Time
1		31.925	24.407	18.401			15:02'08.211
2	37.255	31.232	23.506	18.270	1'50.263	292,9	15:03'58.474
3	33.205	30.665	23.200	18.368	1'45.438	295,3	15:05'43.912
4	37.377	30.754	23.118	18.327	1'49.576	300,2	15:07'33.488
5	33.142	30.545	26.789	21.907	1'52.383	285,9	15:09'25.871
6	33.349	30.521	27.823	18.693	1'50.386	289,0	15:11'16.257
7	32.926	31.959	23.333	18.819	1'47.037	293,7	15:13'03.294
8	33.058	30.491	22.897	18.312	1'44.758	299,3	15:14'48.052
9	36.765	30.553	23.452	39.553	2'10.323P	293,7	15:16'58.375
10	6'09.663	31.644	23.273	18.403	7'22.983P		15:24'21.358
11	33.146	30.197	22.935	18.227	1'44.505	289,0	15:26'05.863
12	33.163	29.987	22.741	18.154	1'44.045	297,7	15:27'49.908
13	38.051	32.214	24.344	40.009	2'14.618P	300,2	15:30'04.526
14	6'37.026	33.203	27.754	20.870	7'58.853P		15:38'03.379
15	32.649	29.842	22.713	18.117	1'43.321	297,7	15:39'46.700
16	32.627	38.384	26.829	18.372	1'56.212	301,0	15:41'42.912
17	32.952	30.370	22.915	18.192	1'44.429	300,2	15:43'27.341
18	32.601	30.081	22.923	18.226	1'43.831	301,8	15:45'11.172

14° 47 A. BASSANI (1'43.029)							
Lap	Seg.1	Seg.2	Seg.3	Seg.4	Lap Time	km/h	Local Time
1		31.519	23.560	18.518			15:02'31.731
2	33.530	30.498	22.650	18.254	1'44.932	284,4	15:04'16.663
3	32.830	29.885	27.236	38.456	2'08.407P	301,8	15:06'25.070
4	4'06.461	30.994	23.010	18.490	5'18.955P		15:11'44.025
5	32.974	30.092	22.705	18.255	1'44.026	291,3	15:13'28.051
6	32.523	29.862	22.666	18.243	1'43.294	307,0	15:15'11.345
7	32.664	29.971	22.952	18.135	1'43.722	297,7	15:16'55.067
8	32.725	30.148	23.013	38.908	2'04.794P	305,2	15:18'59.861
9	8'50.676	30.900	23.151	18.246	10'02.973P		15:29'02.834
10	32.507	29.914	22.542	18.181	1'43.144	306,1	15:30'45.978
11	32.651	29.814	22.587	18.120	1'43.172	302,7	15:32'29.150
12	32.432	29.803	22.701	18.093	1'43.029	306,1	15:34'12.179
13	32.484	29.742	22.670	18.201	1'43.097	305,2	15:35'55.276
14	32.318	29.928	22.813	18.173	1'43.232	302,7	15:37'38.508
15	32.439	30.254	22.768	18.477	1'43.938	302,7	15:39'22.446
16	32.515	29.809	22.611	18.147	1'43.082	301,8	15:41'05.528
17	32.303	30.073	22.553	18.226	1'43.155	303,5	15:42'48.683
18	32.589	29.924	22.721	18.245	1'43.479	297,7	15:44'32.162
19	32.579	30.156	22.759	18.173	1'43.667	306,1	15:46'15.829

17° 23 C. PONSSON (1'43.905)							
Lap	Seg.1	Seg.2	Seg.3	Seg.4	Lap Time	km/h	Local Time
1		35.195	24.953	39.734			15:02'34.321
2	4'12.387	33.874	27.431	18.929	5'32.621P		15:08'06.942
3	34.586	31.276	23.462	18.549	1'47.873	282,2	15:09'54.815
4	33.536	30.950	23.090	18.510	1'46.086	294,5	15:11'40.901
5	33.157	30.306	23.541	18.264	1'45.268	294,5	15:13'26.169
6	32.818	30.130	23.065	18.335	1'44.348	296,9	15:15'10.517
7	32.996	30.143	23.067	18.323	1'44.529	296,1	15:16'55.046
8	32.898	31.294	22.919	18.390	1'45.501	292,1	15:18'40.547
9	32.868	30.164	23.005	18.269	1'44.306	297,7	15:20'24.853
10	34.326	32.081	24.245	38.559	2'09.211P	298,5	15:22'34.064
11	4'58.416	34.000	25.568	18.600	6'16.584P		15:28'50.648
12	32.839	30.257	22.920	18.334	1'44.350	297,7	15:30'34.998
13	32.680	30.420	22.843	18.228	1'44.171	299,3	15:32'19.169
14	32.659	30.179	22.954	18.132	1'43.924	299,3	15:34'03.093
15	32.504	30.184	23.035	18.182	1'43.905	299,3	15:35'46.998
16	33.096	30.406	22.946	18.228	1'44.676	299,3	15:37'31.674
17	32.839	30.099	22.825	18.281	1'44.044	300,2	15:39'15.718
18	32.623	30.107	22.893	18.283	1'43.906	300,2	15:40'59.624
19	32.707	30.330	23.095	18.293	1'44.425	301,0	15:42'44.049
20	32.939	30.049	22.805	18.224	1'44.017	294,5	15:44'28.066
21	32.679	30.260	23.038	18.231	1'44.208	301,8	15:46'12.274

15° 50 E. LAVERTY (1'43.157)							
Lap	Seg.1	Seg.2	Seg.3	Seg.4	Lap Time	km/h	Local Time
1		33.062	24.552	18.901			15:02'38.179
2	35.592	31.623	23.962	40.238	2'11.415P	246,3	15:04'49.594
3	3'26.517	31.397	23.681	18.284	4'39.879P		15:09'29.473
4	32.556	30.260	22.835	18.288	1'43.939	296,1	15:11'13.412
5	32.726	29.947	22.842	18.275	1'43.790	297,7	15:12'57.202
6	32.722	30.035	22.924	18.236	1'43.917	301,8	15:14'41.119
7	32.928	30.038	23.210	40.831	2'07.007P	298,5	15:16'48.126
8	6'49.421	31.319	23.644	18.383	8'02.767P		15:24'50.893
9	32.500	30.833	22.755	18.225	1'44.313	298,5	15:26'35.206
10	32.642	29.793	22.809	18.360	1'43.604	302,7	15:28'18.810

18° 3 K. NOZANE (1'43.937)							
Lap	Seg.1	Seg.2	Seg.3	Seg.4	Lap Time	km/h	Local Time
1		31.979	23.518	18.637			15:02'02.374
2	33.683	31.051	22.877	18.596	1'46.207	287,4	15:03'48.581
3	33.282	30.677	23.260	18.419	1'45.638	286,7	15:05'34.219
4	33.143	30.483	23.175	18.528	1'45.329	293,7	15:07'19.548
5	33.114	30.617	23.053	18.511	1'45.295	292,9	15:09'04.843
6	32.967	30.700	26.034	18.840	1'48.541	294,5	15:10'53.384
7	32.945	30.755	22.905	18.653	1'45.258	292,1	15:12'38.642

01/10/2021 P = Pits In/Out - C = Lap Time Cancelled

These data/results cannot be reproduced, stored and/or transmitted in whole or in part by any manner of electronic, mechanical, photocopying, recording, broadcasting or otherwise now known or herein after developed without the previous express consent by the copyright owner, except for reproduction in daily press and regular printed publications on sale to the public within 60 days of the event related to those data/results and always provided that copyright symbol appears together as follows below.

© DORNA WSBK ORGANIZATION Srl 2021

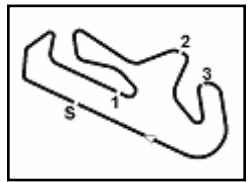
FICR PERUGIA TIMING



Official Tyre Supplier



Official Timekeeper

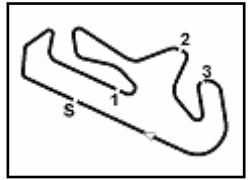


Portimao 4.592 m

4 / 4

Motul Portuguese Round, 1-3 October 2021 Chronological Analysis Free Practice 2nd Session

								21° 16 G. RUIJU (1'44.468)							
Lap	Seg.1	Seg.2	Seg.3	Seg.4	Lap Time	km/h	Local Time	Lap	Seg.1	Seg.2	Seg.3	Seg.4	Lap Time	km/h	Local Time
8	32.897	30.273	22.774	18.555	1'44.499	296,1	15:14'23.141	1		31.637	24.466	18.327			15:01'58.846
9	33.036	30.349	22.952	18.601	1'44.938	297,7	15:16'08.079	2	33.818	30.406	23.313	18.402	1'45.939	279,3	15:03'44.785
10	33.007	30.367	23.154	18.549	1'45.077	295,3	15:17'53.156	3	33.603	30.149	23.102	18.459	1'45.313	279,3	15:05'30.098
11	33.031	30.463	24.281	18.825	1'46.600	294,5	15:19'39.756	4	33.709	33.077	26.619	19.171	1'52.576	287,4	15:07'22.674
12	33.093	31.400	23.135	18.488	1'46.116	294,5	15:21'25.872	5	33.424	30.417	23.058	18.312	1'45.211	290,5	15:09'07.885
13	33.007	30.430	23.005	18.541	1'44.983	292,9	15:23'10.855	6	36.438	32.407	24.667	39.023	2'12.535P	286,7	15:11'20.420
14	32.864	30.982	23.212	18.537	1'45.595	295,3	15:24'56.450	7	9'47.120	34.015	23.567	18.622	1'10'3.324P		15:22'23.744
15	42.835	36.901	28.502	41.131	2'29.369P	295,3	15:27'25.819	8	34.427	31.212	23.698	20.602	1'49.939	289,0	15:24'13.683
16	7'56.841	32.773	24.354	18.895	9'12.863P		15:36'38.682	9	33.716	30.327	25.012	23.797	1'52.852	288,2	15:26'06.535
17	32.972	30.100	22.694	18.484	1'44.250	296,9	15:38'22.932	10	33.256	30.202	22.859	18.297	1'44.614	291,3	15:27'51.149
18	36.567	31.753	24.427	18.682	1'51.429	297,7	15:40'14.361	11	36.096	31.757	24.025	37.895	2'09.773P	292,9	15:30'00.922
19	32.757	30.113	22.594	18.473	1'43.937	300,2	15:41'58.298	12	6'36.955	33.746	26.423	25.813	8'02.937P		15:38'03.859
20	34.937	30.169	22.716	18.460	1'46.282	290,5	15:43'44.580	13	33.175	30.182	22.874	18.237	1'44.468	294,5	15:39'48.327
21	32.677	30.346	22.756	18.497	1'44.276	296,9	15:45'28.856	14	33.202	37.951			2'08.220	292,9	15:41'56.547
								15	33.253	30.082	22.977	18.295	1'44.607	288,2	15:43'41.154
								16	33.036	30.210	23.053	18.279	1'44.578	292,9	15:45'25.732
								19° 76 S. CAVALIERI (1'44.313)							
Lap	Seg.1	Seg.2	Seg.3	Seg.4	Lap Time	km/h	Local Time								
1		31.948	24.893	18.644			15:02'00.940								
2	33.537	30.763	23.226	18.581	1'46.107	288,2	15:03'47.047								
3	33.848	32.340	23.259	18.417	1'47.864	291,3	15:05'34.911								
4	33.384	30.319	23.185	18.410	1'45.298	285,9	15:07'20.209								
5	33.132	30.448	23.099	18.510	1'45.189	282,2	15:09'05.398								
6	33.480	30.406	23.162	18.523	1'45.571	285,2	15:10'50.969								
7	33.007	30.603	23.932	18.553	1'46.095	285,2	15:12'37.064								
8	32.838	30.366	22.938	18.524	1'44.666	299,3	15:14'21.730								
9	32.888	30.304	23.113	18.568	1'44.873	293,7	15:16'06.603								
10	32.862	30.404	23.082	18.507	1'44.855	300,2	15:17'51.458								
11	35.877	31.906	23.817	39.426	2'11.026P	289,7	15:20'02.484								
12	11'00.646	32.225	28.055	21.617	12'22.543P		15:32'25.027								
13	32.876	30.244	23.097	18.487	1'44.704	297,7	15:34'09.731								
14	32.723	30.286	22.999	18.531	1'44.539	297,7	15:35'54.270								
15	32.684	30.258	22.951	18.926	1'44.819	299,3	15:37'39.089								
16	32.719	30.141	22.971	18.482	1'44.313	295,3	15:39'23.402								
17	32.749	30.375	22.823	18.386	1'44.333	294,5	15:41'07.735								
18	35.020	32.857	29.977	24.879	2'02.733	285,9	15:43'10.468								
19	32.993	30.222	22.987	22.634	1'48.836	295,3	15:44'59.304								
20	32.658	30.292	22.928	18.435	1'44.313	299,3	15:46'43.617								
								22° 84 L. CRESSON (1'44.775)							
Lap	Seg.1	Seg.2	Seg.3	Seg.4	Lap Time	km/h	Local Time	Lap	Seg.1	Seg.2	Seg.3	Seg.4	Lap Time	km/h	Local Time
1							15:02'11.123	1		31.510	23.486	18.675			15:02'11.123
2	33.537	30.763	23.226	18.581	1'46.107	288,2	15:03'47.047	2	33.495	30.625	23.369	18.684	1'46.173	288,2	15:03'57.296
3	33.848	32.340	23.259	18.417	1'47.864	291,3	15:05'34.911	3	34.986	30.904	23.291	18.491	1'47.672	289,0	15:05'44.968
4	33.384	30.319	23.185	18.410	1'45.298	285,9	15:07'20.209	4	33.434	30.580	23.312	18.648	1'45.974	291,3	15:07'30.942
5	33.132	30.448	23.099	18.510	1'45.189	282,2	15:09'05.398	5	33.115	30.698	23.178	18.556	1'45.547	292,1	15:09'16.489
6	33.480	30.406	23.162	18.523	1'45.571	285,2	15:10'50.969	6	39.516	39.704	25.889	18.707	2'03.816	292,1	15:11'20.305
7	33.007	30.603	23.932	18.553	1'46.095	285,2	15:12'37.064	7	33.222	34.483	24.511	36.484	2'08.700P	291,3	15:13'29.005
8	32.838	30.366	22.938	18.524	1'44.666	299,3	15:14'21.730	8	7'41.891	38.298	24.869	18.785	9'03.843P		15:22'32.848
9	32.888	30.304	23.113	18.568	1'44.873	293,7	15:16'06.603	9	33.439	30.458	23.194	18.604	1'45.695	288,2	15:24'18.543
10	32.862	30.404	23.082	18.507	1'44.855	300,2	15:17'51.458	10	36.600	30.531	23.115	18.359	1'48.605	289,7	15:26'07.148
11	35.877	31.906	23.817	39.426	2'11.026P	289,7	15:20'02.484	11	33.172	30.315	22.901	18.387	1'44.775	295,3	15:27'51.923
12	11'00.646	32.225	28.055	21.617	12'22.543P		15:32'25.027	12	32.927	30.726	29.317	38.153	2'11.123P	293,7	15:30'03.046
13	32.876	30.244	23.097	18.487	1'44.704	297,7	15:34'09.731	13	5'57.198	31.343	27.592	18.593	7'14.726P		15:37'17.772
14	32.723	30.286	22.999	18.531	1'44.539	297,7	15:35'54.270	14	33.032	30.609	23.074	18.635	1'45.350	289,0	15:39'03.122
15	32.684	30.258	22.951	18.926	1'44.819	299,3	15:37'39.089	15	33.176	30.612	23.139	18.719	1'45.646	289,7	15:40'48.768
16	32.719	30.141	22.971	18.482	1'44.313	295,3	15:39'23.402	16	38.252	34.466	25.594	18.414	1'56.726	287,4	15:42'45.494
17	32.749	30.375	22.823	18.386	1'44.333	294,5	15:41'07.735	17	33.037	34.306	23.325	18.414	1'49.082	292,1	15:44'34.576
18	35.020	32.857	29.977	24.879	2'02.733	285,9	15:43'10.468	18	32.956	30.416	23.156	18.565	1'45.093	294,5	15:46'19.669
19	32.993	30.222	22.987	22.634	1'48.836	295,3	15:44'59.304								
20	32.658	30.292	22.928	18.435	1'44.313	299,3	15:46'43.617								
								20° 53 T. RABAT (1'44.352)							
Lap	Seg.1	Seg.2	Seg.3	Seg.4	Lap Time	km/h	Local Time								
1		31.549	23.665	18.661			15:02'03.065								
2	34.173	31.183	23.330	18.752	1'47.438	271,6	15:03'50.503								
3	33.454	35.136	23.335	18.716	1'50.641	277,8	15:05'41.144								
4	33.499	30.873	23.358	18.612	1'46.342	275,7	15:07'27.486								
5	41.782	33.467	23.154	18.754	1'57.157	282,2	15:09'24.643								
6	33.603	30.969	23.175	18.635	1'46.382	283,7	15:11'11.025								
7	33.442	30.712	25.691	18.568	1'48.413	289,0	15:12'59.438								
8	33.265	30.840	23.279	18.753	1'46.137	288,2	15:14'45.575								
9	33.485	30.673	23.037	18.789	1'45.984	288,2	15:16'31.559								
10	33.228	30.570	22.937	18.635	1'45.370	288,2	15:18'16.929								
11	33.253	30.707	28.646	18.948	1'51.554	282,2	15:20'08.483								
12	33.359	30.389	23.015	18.572	1'45.335	292,9	15:21'53.818								
13	32.963	30.470	22.889	18.535	1'44.857	291,3	15:23'38.675								
14	32.962	30.522	22.882	36.990	2'03.356P	296,1	15:25'42.031								
15	7'12.138	31.883	23.115	18.621	8'25.757P		15:34'07.788								
16	32.953	30.407	22.851	18.614	1'44.825	296,1	15:35'52.613								
17	33.076	30.247	22.914	18.663	1'44.900	293,7	15:37'37.513								
18	32.886	30.589	22.786	18.708	1'44.969	298,5	15:39'22.482								
19	33.032	30.593	22.665	18.461	1'44.751	287,4	15:41'07.233								
20	32.874	30.463	22.992	37.905	2'04.234	294,5	15:43'11.467								
21	33.138	30.326	22.741	18.566	1'44.771	292,1	15:44'56.238								
22	32.845	30.348	22.665	18.494	1'44.352	292,1	15:46'40.590								
								23° 83 L. EPIS (1'45.498)							
Lap	Seg.1	Seg.2	Seg.3	Seg.4	Lap Time	km/h	Local Time	Lap	Seg.1	Seg.2	Seg.3	Seg.4	Lap Time	km/h	Local Time
1							15:01'58.612	1		32.326	23.608	19.160			15:01'58.612
2	34.173	31.183	23.330	18.752	1'47.438	271,6	15:03'50.503	2	34.762	34.798	26.551	43.783	2'19.894P	280,7	15:04'18.506
3	33.454	35.136	23.335	18.716	1'50.641	277,8	15:05'41.144	3	4'58.312	32.039	23.205	19.072	6'12.628P		15:10'31.134
4	33.499														



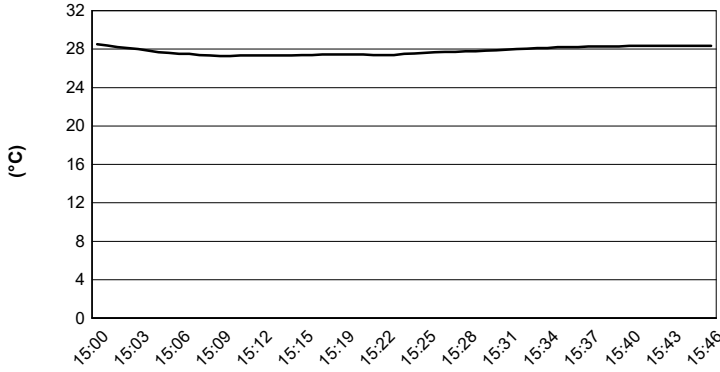
Portimao 4.592 m

Motul Portuguese Round, 1-3 October 2021

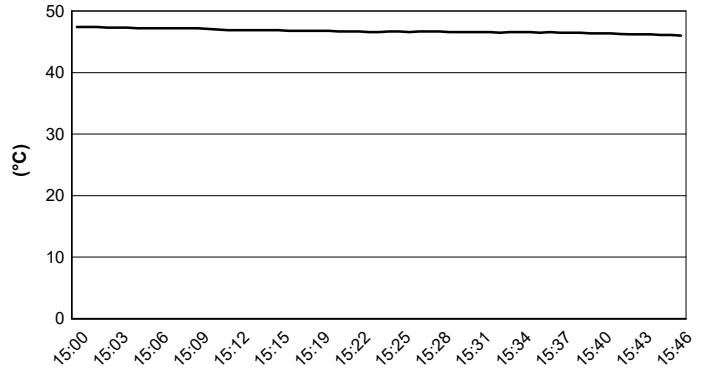
Weather Report Free Practice 2nd Session

Session started 15:00 - Session ended 15:47

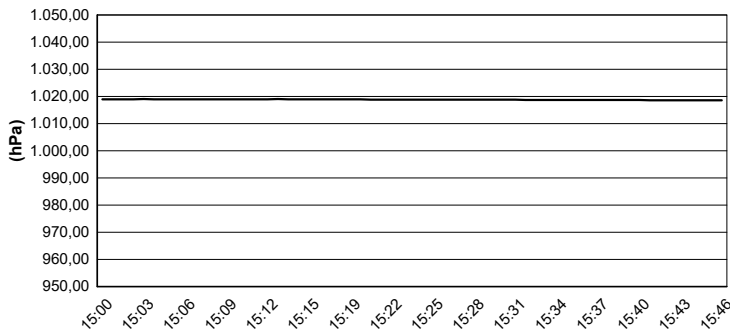
Air Temperature



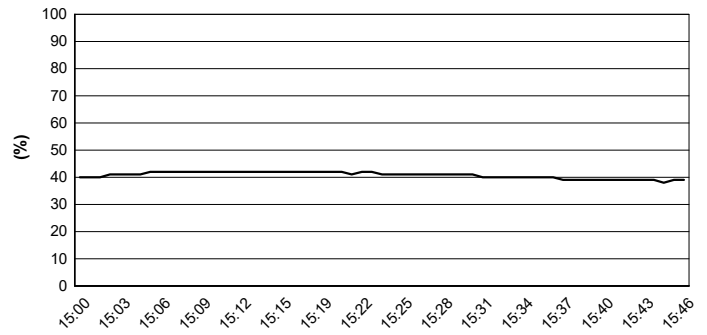
Track Temperature



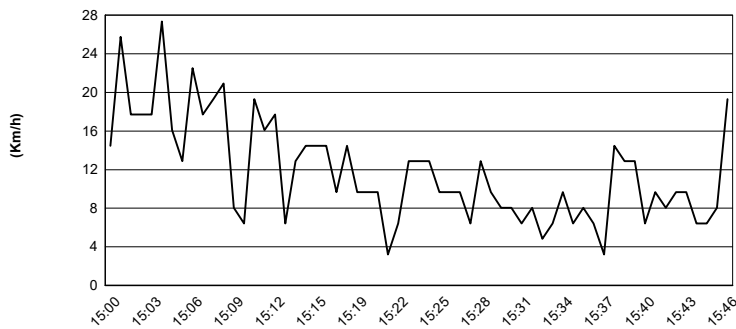
Air Pressure



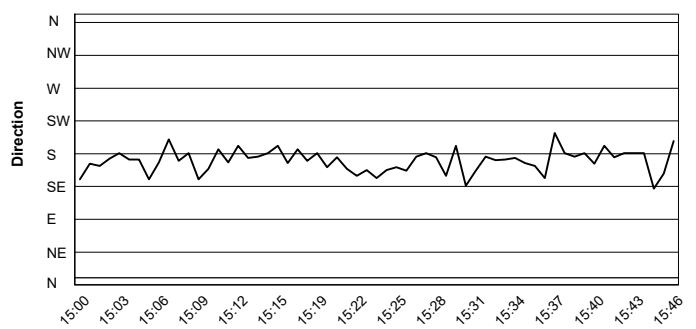
Humidity



Wind Speed



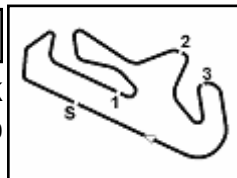
Wind Direction



01/10/2021

These data/results cannot be reproduced, stored and/or transmitted in whole or in part by any manner of electronic, mechanical, photocopying, recording, broadcasting or otherwise now known or herein after developed without the previous express consent by the copyright owner, except for reproduction in daily press and regular printed publications on sale to the public within 60 days of the event related to those data/results and always provided that copyright symbol appears together as follows below.

© DORNA WSBK ORGANIZATION Srl 2021



Portimao 4.592 m

Motul Portuguese Round, 1-3 October 2021

Best Laps & Speeds

No.	Rider Bike	Nat	Best Lap		FP1		FP2												
			LL	SPD	LL	SPD	LL	SPD											
1	1 J. REA Kawasaki ZX-10RR	GBR	1'41.466	36 314,0	1'41.542	16 314,0	1'41.466	20 308,7											
2	22 A. LOWES Kawasaki ZX-10RR	GBR	1'41.657	19 313,1	1'41.703	5 313,1	1'41.657	14 306,9											
3	31 G. GERLOFF Yamaha YZF R1	USA	1'41.683	34 311,3	1'41.683	16 311,3	1'41.872	18 308,7											
4	91 L. HASLAM Honda CBR1000 RR-R	GBR	1'41.716	21 306,9	1'42.991	6 306,9	1'41.716	15 304,3											
5	54 T. RAZGATLIOGLU Yamaha YZF R1	TUR	1'41.749	33 315,0	1'41.749	12 315,0	1'41.812	21 309,6											
6	11 L. BAZ Ducati Panigale V4 R	FRA	1'41.760	38 312,2	1'41.760	17 312,2	1'41.974	21 307,8											
7	45 S. REDDING Ducati Panigale V4 R	GBR	1'41.986	35 315,0	1'42.019	19 315,0	1'41.986	16 307,8											
8	21 M. RINALDI Ducati Panigale V4 R	ITA	1'42.099	33 313,1	1'42.979	16 313,1	1'42.099	17 308,7											
9	19 A. BAUTISTA Honda CBR1000 RR-R	ESP	1'42.115	29 313,1	1'42.246	14 313,1	1'42.115	15 311,3											
10	55 A. LOCATELLI Yamaha YZF R1	ITA	1'42.172	38 308,7	1'42.313	17 306,9	1'42.172	21 308,7											
11	60 M. VAN DER MARK BMW M 1000 RR	NED	1'42.324	35 312,2	1'42.345	18 312,2	1'42.324	17 306,9											
12	47 A. BASSANI Ducati Panigale V4 R	ITA	1'42.645	35 306,9	1'42.645	17 305,2	1'43.029	18 306,9											
13	32 I. VINALES Kawasaki ZX-10RR	ESP	1'42.776	32 298,5	1'42.920	16 295,2	1'42.776	16 298,5											
14	36 L. MERCADO Honda CBR1000 RR-R	ARG	1'42.853	35 307,8	1'42.853	17 307,8	1'42.980	18 306,9											
15	50 E. LAVERTY BMW M 1000 RR	IRL	1'43.157	26 306,9	1'43.455	9 306,9	1'43.157	17 303,5											
16	94 J. FOLGER BMW M 1000 RR	GER	1'43.321	35 303,5	1'44.208	18 303,5	1'43.321	17 301,8											
17	23 C. PONSSON Yamaha YZF R1	FRA	1'43.866	38 306,9	1'43.866	18 306,9	1'43.905	20 301,8											
18	3 K. NOZANE Yamaha YZF R1	JPN	1'43.937	40 302,6	1'44.383	20 302,6	1'43.937	20 300,1											
19	76 S. CAVALIERI Ducati Panigale V4 R	ITA	1'44.313	36 306,1	1'44.834	17 306,1	1'44.313	19 300,1											
20	53 T. RABAT Kawasaki ZX-10RR	ESP	1'44.352	42 301,8	1'44.387	21 301,8	1'44.352	21 298,5											
21	16 G. RUIU BMW M 1000 RR	ITA	1'44.468	27 299,3	1'44.681	12 299,3	1'44.468	15 294,4											
22	84 L. CRESSON Kawasaki ZX-10RR	BEL	1'44.775	35 306,1	1'45.009	18 306,1	1'44.775	17 295,2											
23	83 L. EPIS Kawasaki ZX-10RR	AUS	1'45.498	29 290,5	1'46.210	14 288,1	1'45.498	15 290,5											

01/10/2021

These data/results cannot be reproduced, stored and/or transmitted in whole or in part by any manner of electronic, mechanical, photocopying, recording, broadcasting or otherwise now known or herein after developed without the previous express consent by the copyright owner, except for reproduction in daily press and regular printed publications on sale to the public within 60 days of the event related to those data/results and always provided that copyright symbol appears together as follows below.

© DORNA WSBK ORGANIZATION Srl 2021

PIRELLI PERUGIA TIMING



Official Tyre Supplier



Official Timekeeper