

Portimao 4.592 m

1 / 2

**Motul Portuguese Round, 1-3 October 2021**
**Results Free Practice 3rd Session**

No.	Rider	Nat	Team	Bike	Class	Time	Gap	Rel.	Laps	Speed	
										Avg	Max
1	1 J. REA	GBR	Kawasaki Racing Team WorldSBK	Kawasaki ZX-10RR		<b>1'40.553</b>			14	164,403	<b>309,6</b>
2	54 T. RAZGATLIOGLU	TUR	Pata Yamaha with Brixx WorldSBK	Yamaha YZF R1		<b>1'40.599</b>	0.046	0.046	11	164,328	<b>315,0</b>
3	55 A. LOCATELLI	ITA	Pata Yamaha with Brixx WorldSBK	Yamaha YZF R1		<b>1'40.973</b>	0.420	0.374	10	163,719	<b>307,0</b>
4	31 G. GERLOFF	USA	GRT Yamaha WorldSBK Team	Yamaha YZF R1	IND	<b>1'40.975</b>	0.422	0.002	11	163,716	<b>309,6</b>
5	45 S. REDDING	GBR	Aruba.it Racing - Ducati	Ducati Panigale V4 R		<b>1'41.165</b>	0.612	0.190	13	163,408	<b>313,2</b>
6	60 M. VAN DER MARK	NED	BMW Motorrad WorldSBK Team	BMW M 1000 RR		<b>1'41.213</b>	0.660	0.048	14	163,331	<b>308,7</b>
7	11 L. BAZ	FRA	Team GoEleven	Ducati Panigale V4 R	IND	<b>1'41.216</b>	0.663	0.003	13	163,326	<b>315,0</b>
8	21 M. RINALDI	ITA	Aruba.it Racing - Ducati	Ducati Panigale V4 R		<b>1'41.583</b>	1.030	0.367	13	162,736	<b>311,4</b>
9	36 L. MERCADO	ARG	MIE Racing Honda Racing	Honda CBR1000 RR-R	IND	<b>1'41.637</b>	1.084	0.054	14	162,649	<b>306,1</b>
10	91 L. HASLAM	GBR	Team HRC	Honda CBR1000 RR-R		<b>1'41.642</b>	1.089	0.005	12	162,641	<b>308,7</b>
11	19 A. BAUTISTA	ESP	Team HRC	Honda CBR1000 RR-R		<b>1'41.929</b>	1.376	0.287	13	162,183	<b>315,0</b>
12	47 A. BASSANI	ITA	Motocorsa Racing	Ducati Panigale V4 R	IND	<b>1'41.943</b>	1.390	0.014	13	162,161	<b>307,8</b>
13	50 E. LAVERTY	IRL	BMW Motorrad WorldSBK Team	BMW M 1000 RR		<b>1'42.101</b>	1.548	0.158	13	161,910	<b>306,1</b>
14	32 I. VINALES	ESP	Orelac Racing VerdNatura	Kawasaki ZX-10RR	IND	<b>1'42.240</b>	1.687	0.139	13	161,690	<b>303,5</b>
15	94 J. FOLGER	GER	Bonovo MGM Racing	BMW M 1000 RR	IND	<b>1'42.695</b>	2.142	0.455	13	160,974	<b>305,2</b>
16	76 S. CAVALIERI	ITA	Barni Racing Team	Ducati Panigale V4 R	IND	<b>1'43.140</b>	2.587	0.445	12	160,279	<b>309,6</b>
17	3 K. NOZANE	JPN	GRT Yamaha WorldSBK Team	Yamaha YZF R1	IND	<b>1'43.586</b>	3.033	0.446	8	159,589	<b>296,1</b>
18	53 T. RABAT	ESP	Kawasaki Puccetti Racing	Kawasaki ZX-10RR	IND	<b>1'43.980</b>	3.427	0.394	13	158,984	<b>301,0</b>
19	84 L. CRESSON	BEL	OUTDO TPR Team Pedercini Racing	Kawasaki ZX-10RR	IND	<b>1'44.030</b>	3.477	0.050	13	158,908	<b>301,8</b>
20	23 C. PONSSON	FRA	Gil Motor Sport-Yamaha	Yamaha YZF R1	IND	<b>1'44.059</b>	3.506	0.029	11	158,864	<b>301,0</b>
21	16 G. RUIU	ITA	B-Max Racing Team	BMW M 1000 RR	IND	<b>1'44.510</b>	3.957	0.451	11	158,178	<b>297,7</b>
22	83 L. EPIS	AUS	OUTDO TPR Team Pedercini Racing	Kawasaki ZX-10RR	IND	<b>1'44.834</b>	4.281	0.324	12	157,689	<b>291,3</b>
----- <b>Out 107% in this Session</b> -----											
23	22 A. LOWES	GBR	Kawasaki Racing Team WorldSBK	Kawasaki ZX-10RR					0		

 Qualifying Lap Time (107% of 1'40.553): **1'47.593**

N.22 (Lowes A.) has been declared unfit after FP2

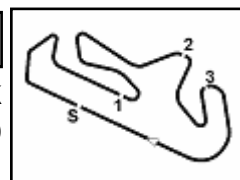
AIR	Humidity:	71%	Temp:	20°C
TRACK	Condition:	Dry	Temp:	22°C

Records	Pole	(SP)	2019 J.Rea	1'40.372	164,700	Km/h
	Race	(SPRC)	2019 J.Rea	1'41.272	163,240	Km/h
	All Times	(SP)	2019 J.Rea	1'40.372	164,700	Km/h

Start	End	The results are provisional until the end of the time limit for protests and appeals and the completion of the technical checks.
02/10/2021 09:00	09:32	

These data/results cannot be reproduced, stored and/or transmitted in whole or in part by any manner of electronic, mechanical, photocopying, recording, broadcasting or otherwise now known or herein after developed without the previous express consent by the copyright owner, except for reproduction in daily press and regular printed publications on sale to the public within 60 days of the event related to those data/results and always provided that copyright symbol appears together as follows below.

© DORNA WSBK ORGANIZATION Srl 2021



## Motul Portuguese Round, 1-3 October 2021

### Results Free Practice 3rd Session

#### Session Highlights

Local Time	No. Rider	Description
09.00.00		Start
09.00.10		WorldSBK Pit Intervention Time: 1m 35sec
09.27.52	<b>55 A. LOCATELLI</b>	Crashed - Turn 13
09.29.54	<b>19 A. BAUTISTA</b>	Lap Cancelled (1'41.726) - Yellow Flag - Turn 13
09.30.21	<b>84 L. CRESSON</b>	Lap Cancelled (1'44.340) - Yellow Flag - Turn 13
09.32.10		End Of Session

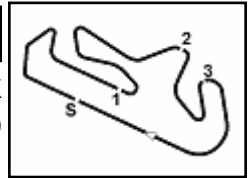
#### Fastest Laps Sequence

No.	Rider	Nat	Team	Bike	Local Time	Time	Gap	Avg
1	J. REA	GBR	Kawasaki Racing Team WorldSBK	Kawasaki ZX-10RR	09:03'37.795	<b>1'41.648</b>		162,632
54	T. RAZGATLIOGLU	TUR	Pata Yamaha with Brixx WorldSBK	Yamaha YZF R1	09:03'59.474	<b>1'40.761</b>	-0.887	164,063
1	J. REA	GBR	Kawasaki Racing Team WorldSBK	Kawasaki ZX-10RR	09:20'44.983	<b>1'40.553</b>	-0.208	164,403

Start 09:00 End 09:32 The results are provisional until the end of the time limit for protests and appeals and the completion of the technical checks.

These data/results cannot be reproduced, stored and/or transmitted in whole or in part by any manner of electronic, mechanical, photocopying, recording, broadcasting or otherwise now known or herein after developed without the previous express consent by the copyright owner, except for reproduction in daily press and regular printed publications on sale to the public within 60 days of the event related to those data/results and always provided that copyright symbol appears together as follows below.

© DORNA WSBK ORGANIZATION Srl 2021



## Motul Portuguese Round, 1-3 October 2021

### Free Practices Combined Results

Portimao 4.592 m

No.	Rider	Nat	Team	Bike	Class	FP1	FP2	FP3	Time	Gap	Rel.	Avg	LL
1	<b>1 J. REA</b>	GBR	Kawasaki Racing Team WorldSBK	Kawasaki ZX-10RR		1'41.542	1'41.466	<b>1'40.553</b>	<b>1'40.553</b>			164,403	50
2	<b>54 T. RAZGATLIOGLU</b>	TUR	Pata Yamaha with Brixx WorldSBK	Yamaha YZF R1		1'41.749	1'41.812	<b>1'40.599</b>	<b>1'40.599</b>	0.046	0.046	164,328	44
3	<b>55 A. LOCATELLI</b>	ITA	Pata Yamaha with Brixx WorldSBK	Yamaha YZF R1		1'42.313	1'42.172	<b>1'40.973</b>	<b>1'40.973</b>	0.420	0.374	163,719	48
4	<b>31 G. GERLOFF</b>	USA	GRT Yamaha WorldSBK Team	Yamaha YZF R1	IND	1'41.683	1'41.872	<b>1'40.975</b>	<b>1'40.975</b>	0.422	0.002	163,716	45
5	<b>45 S. REDDING</b>	GBR	Aruba.it Racing - Ducati	Ducati Panigale V4 R		1'42.019	1'41.986	<b>1'41.165</b>	<b>1'41.165</b>	0.612	0.190	163,408	48
6	<b>60 M. VAN DER MARK</b>	NED	BMW Motorrad WorldSBK Team	BMW M 1000 RR		1'42.345	1'42.324	<b>1'41.213</b>	<b>1'41.213</b>	0.660	0.048	163,331	49
7	<b>11 L. BAZ</b>	FRA	Team GoEleven	Ducati Panigale V4 R	IND	1'41.760	1'41.974	<b>1'41.216</b>	<b>1'41.216</b>	0.663	0.003	163,326	51
8	<b>21 M. RINALDI</b>	ITA	Aruba.it Racing - Ducati	Ducati Panigale V4 R		1'42.979	1'42.099	<b>1'41.583</b>	<b>1'41.583</b>	1.030	0.367	162,736	46
9	<b>36 L. MERCADO</b>	ARG	MIE Racing Honda Racing	Honda CBR1000 RR-R	IND	1'42.853	1'42.980	<b>1'41.637</b>	<b>1'41.637</b>	1.084	0.054	162,649	49
10	<b>91 L. HASLAM</b>	GBR	Team HRC	Honda CBR1000 RR-R		1'42.991	1'41.716	<b>1'41.642</b>	<b>1'41.642</b>	1.089	0.005	162,641	33
11	<b>22 A. LOWES</b>	GBR	Kawasaki Racing Team WorldSBK	Kawasaki ZX-10RR		1'41.703	<b>1'41.657</b>		<b>1'41.657</b>	1.104	0.015	162,617	19
12	<b>19 A. BAUTISTA</b>	ESP	Team HRC	Honda CBR1000 RR-R		1'42.246	1'42.115	<b>1'41.929</b>	<b>1'41.929</b>	1.376	0.272	162,183	42
13	<b>47 A. BASSANI</b>	ITA	Motocorsa Racing	Ducati Panigale V4 R	IND	1'42.645	1'43.029	<b>1'41.943</b>	<b>1'41.943</b>	1.390	0.014	162,161	48
14	<b>50 E. LAVERTY</b>	IRL	BMW Motorrad WorldSBK Team	BMW M 1000 RR		1'43.455	1'43.157	<b>1'42.101</b>	<b>1'42.101</b>	1.548	0.158	161,910	39
15	<b>32 I. VINALES</b>	ESP	Orelac Racing VerdNatura	Kawasaki ZX-10RR	IND	1'42.920	1'42.776	<b>1'42.240</b>	<b>1'42.240</b>	1.687	0.139	161,690	45
16	<b>94 J. FOLGER</b>	GER	Bonovo MGM Racing	BMW M 1000 RR	IND	1'44.208	1'43.321	<b>1'42.695</b>	<b>1'42.695</b>	2.142	0.455	160,974	48
17	<b>76 S. CAVALIERI</b>	ITA	Barni Racing Team	Ducati Panigale V4 R	IND	1'44.834	1'44.313	<b>1'43.140</b>	<b>1'43.140</b>	2.587	0.445	160,279	48
18	<b>3 K. NOZANE</b>	JPN	GRT Yamaha WorldSBK Team	Yamaha YZF R1	IND	1'44.383	1'43.937	<b>1'43.586</b>	<b>1'43.586</b>	3.033	0.446	159,589	48
19	<b>23 C. PONSSON</b>	FRA	Gil Motor Sport-Yamaha	Yamaha YZF R1	IND	<b>1'43.866</b>	1'43.905	1'44.059	<b>1'43.866</b>	3.313	0.280	159,159	49
20	<b>53 T. RABAT</b>	ESP	Kawasaki Puccetti Racing	Kawasaki ZX-10RR	IND	1'44.387	1'44.352	<b>1'43.980</b>	<b>1'43.980</b>	3.427	0.114	158,984	55
21	<b>84 L. CRESSON</b>	BEL	OUTDO TPR Team Pedercini Racing	Kawasaki ZX-10RR	IND	1'45.009	1'44.775	<b>1'44.030</b>	<b>1'44.030</b>	3.477	0.050	158,908	48
22	<b>16 G. RUIU</b>	ITA	B-Max Racing Team	BMW M 1000 RR	IND	1'44.681	<b>1'44.468</b>	1'44.510	<b>1'44.468</b>	3.915	0.438	158,242	38
23	<b>83 L. EPIS</b>	AUS	OUTDO TPR Team Pedercini Racing	Kawasaki ZX-10RR	IND	1'46.210	1'45.498	<b>1'44.834</b>	<b>1'44.834</b>	4.281	0.366	157,689	41

02/10/2021

These data/results cannot be reproduced, stored and/or transmitted in whole or in part by any manner of electronic, mechanical, photocopying, recording, broadcasting or otherwise now known or herein after developed without the previous express consent by the copyright owner, except for reproduction in daily press and regular printed publications on sale to the public within 60 days of the event related to those data/results and always provided that copyright symbol appears together as follows below.

© DORNA WSBK ORGANIZATION Srl 2021

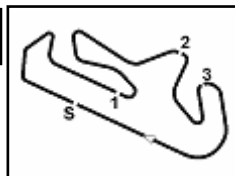
FIKR PERUGIA TIMING



Official Tyre Supplier



Official Timekeeper



## Motul Portuguese Round, 1-3 October 2021

### Best Sectors & Speed Free Practice 3rd Session

BEST LAP			
1	1 J. REA	Kawasaki ZX-10RR	1'40.553
2	54 T. RAZGATLIOGLU	Yamaha YZF R1	1'40.599
3	55 A. LOCATELLI	Yamaha YZF R1	1'40.973
4	31 G. GERLOFF	Yamaha YZF R1	1'40.975
5	45 S. REDDING	Ducati Panigale V4 R	1'41.165
6	60 M. VAN DER MARK	BMW M 1000 RR	1'41.213
7	11 L. BAZ	Ducati Panigale V4 R	1'41.216
8	21 M. RINALDI	Ducati Panigale V4 R	1'41.583
9	36 L. MERCADO	Honda CBR1000 RR-R	1'41.637
10	91 L. HASLAM	Honda CBR1000 RR-R	1'41.642
11	19 A. BAUTISTA	Honda CBR1000 RR-R	1'41.929
12	47 A. BASSANI	Ducati Panigale V4 R	1'41.943
13	50 E. LAVERTY	BMW M 1000 RR	1'42.101
14	32 I. VINALES	Kawasaki ZX-10RR	1'42.240
15	94 J. FOLGER	BMW M 1000 RR	1'42.695
16	76 S. CAVALIERI	Ducati Panigale V4 R	1'43.140
17	3 K. NOZANE	Yamaha YZF R1	1'43.586
18	53 T. RABAT	Kawasaki ZX-10RR	1'43.980
19	84 L. CRESSON	Kawasaki ZX-10RR	1'44.030
20	23 C. PONSSON	Yamaha YZF R1	1'44.059
21	16 G. RUIU	BMW M 1000 RR	1'44.510
22	83 L. EPIS	Kawasaki ZX-10RR	1'44.834
23	22 A. LOWES	Kawasaki ZX-10RR	

SPEED			
1	11 L. BAZ	Ducati Panigale V4 R	315,0
2	19 A. BAUTISTA	Honda CBR1000 RR-R	315,0
3	54 T. RAZGATLIOGLU	Yamaha YZF R1	315,0
4	45 S. REDDING	Ducati Panigale V4 R	313,2
5	21 M. RINALDI	Ducati Panigale V4 R	311,4
6	31 G. GERLOFF	Yamaha YZF R1	309,6
7	1 J. REA	Kawasaki ZX-10RR	309,6
8	76 S. CAVALIERI	Ducati Panigale V4 R	309,6
9	60 M. VAN DER MARK	BMW M 1000 RR	308,7
10	91 L. HASLAM	Honda CBR1000 RR-R	308,7
11	47 A. BASSANI	Ducati Panigale V4 R	307,8
12	55 A. LOCATELLI	Yamaha YZF R1	307,0
13	36 L. MERCADO	Honda CBR1000 RR-R	306,1
14	50 E. LAVERTY	BMW M 1000 RR	306,1
15	94 J. FOLGER	BMW M 1000 RR	305,2
16	32 I. VINALES	Kawasaki ZX-10RR	303,5
17	84 L. CRESSON	Kawasaki ZX-10RR	301,8
18	23 C. PONSSON	Yamaha YZF R1	301,0
19	53 T. RABAT	Kawasaki ZX-10RR	301,0
20	16 G. RUIU	BMW M 1000 RR	297,7
21	3 K. NOZANE	Yamaha YZF R1	296,1
22	83 L. EPIS	Kawasaki ZX-10RR	291,3

SEG. 1		
1	54 T. RAZGATLIOGLU	31.562
2	45 S. REDDING	31.592
3	55 A. LOCATELLI	31.603
4	1 J. REA	31.676
5	19 A. BAUTISTA	31.776
6	21 M. RINALDI	31.806
7	11 L. BAZ	31.828
8	31 G. GERLOFF	31.892
9	91 L. HASLAM	31.897
10	60 M. VAN DER MARK	31.931
11	47 A. BASSANI	32.132
12	50 E. LAVERTY	32.173
13	36 L. MERCADO	32.276
14	32 I. VINALES	32.342
15	94 J. FOLGER	32.348
16	76 S. CAVALIERI	32.444
17	53 T. RABAT	32.611
18	3 K. NOZANE	32.638
19	84 L. CRESSON	32.690
20	23 C. PONSSON	32.865
21	83 L. EPIS	33.159
22	16 G. RUIU	33.216

SEG. 2		
1	31 G. GERLOFF	29.047
2	1 J. REA	29.055
3	54 T. RAZGATLIOGLU	29.092
4	21 M. RINALDI	29.217
5	55 A. LOCATELLI	29.229
6	11 L. BAZ	29.245
7	60 M. VAN DER MARK	29.258
8	45 S. REDDING	29.321
9	91 L. HASLAM	29.327
10	36 L. MERCADO	29.361
11	47 A. BASSANI	29.404
12	50 E. LAVERTY	29.449
13	19 A. BAUTISTA	29.462
14	32 I. VINALES	29.563
15	76 S. CAVALIERI	29.739
16	94 J. FOLGER	29.774
17	23 C. PONSSON	29.985
18	3 K. NOZANE	29.993
19	16 G. RUIU	30.039
20	84 L. CRESSON	30.047
21	53 T. RABAT	30.189
22	83 L. EPIS	30.309

SEG. 3		
1	1 J. REA	21.919
2	54 T. RAZGATLIOGLU	22.017
3	55 A. LOCATELLI	22.098
4	31 G. GERLOFF	22.117
5	11 L. BAZ	22.165
6	60 M. VAN DER MARK	22.172
7	36 L. MERCADO	22.176
8	45 S. REDDING	22.237
9	32 I. VINALES	22.240
10	47 A. BASSANI	22.242
11	91 L. HASLAM	22.264
12	21 M. RINALDI	22.359
13	50 E. LAVERTY	22.390
14	19 A. BAUTISTA	22.400
15	94 J. FOLGER	22.517
16	83 L. EPIS	22.601
17	3 K. NOZANE	22.619
18	84 L. CRESSON	22.679
19	53 T. RABAT	22.718
20	76 S. CAVALIERI	22.732
21	23 C. PONSSON	22.794
22	16 G. RUIU	22.884

SEG. 4		
1	60 M. VAN DER MARK	17.678
2	55 A. LOCATELLI	17.718
3	54 T. RAZGATLIOGLU	17.731
4	91 L. HASLAM	17.735
5	1 J. REA	17.755
6	36 L. MERCADO	17.793
7	11 L. BAZ	17.820
8	31 G. GERLOFF	17.822
9	21 M. RINALDI	17.837
10	19 A. BAUTISTA	17.852
11	45 S. REDDING	17.865
12	47 A. BASSANI	17.876
13	94 J. FOLGER	17.880
14	50 E. LAVERTY	17.947
15	32 I. VINALES	18.037
16	76 S. CAVALIERI	18.045
17	84 L. CRESSON	18.053
18	16 G. RUIU	18.094
19	23 C. PONSSON	18.114
20	53 T. RABAT	18.198
21	3 K. NOZANE	18.234
22	83 L. EPIS	18.536

02/10/2021

These data/results cannot be reproduced, stored and/or transmitted in whole or in part by any manner of electronic, mechanical, photocopying, recording, broadcasting or otherwise now known or herein after developed without the previous express consent by the copyright owner, except for reproduction in daily press and regular printed publications on sale to the public within 60 days of the event related to those data/results and always provided that copyright symbol appears together as follows below.

© DORNA WSBK ORGANIZATION Srl 2021

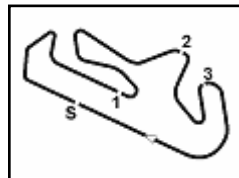
FICR PERUGIA TIMING



Official Tyre Supplier



Official Timekeeper



Portimao 4.592 m

## Motul Portuguese Round, 1-3 October 2021

### Ideal Times Free Practice 3rd Session

No.	Rider	Nat	Bike	Seg. 1	Seg. 2	Seg. 3	Seg. 4	Ideal Time			
				Diff. 1	Diff. 2	Diff. 3	Diff. 4	Best Lap	Pos.	Diff.	
1	<b>54 T. RAZGATLIOGLU</b>	TUR	Yamaha YZF R1	31.562	29.092 +0.008	22.017 +0.076	17.731 +0.113	<b>1'40.402</b>	1'40.599	2	0.197
2	<b>1 J. REA</b>	GBR	Kawasaki ZX-10RR	31.676 +0.057	29.055 +0.091	21.919	17.755	<b>1'40.405</b>	1'40.553	1	0.148
3	<b>55 A. LOCATELLI</b>	ITA	Yamaha YZF R1	31.603 +0.257	29.229	22.098 +0.044	17.718 +0.024	<b>1'40.648</b>	1'40.973	3	0.325
4	<b>31 G. GERLOFF</b>	USA	Yamaha YZF R1	31.892	29.047	22.117 +0.044	17.822 +0.053	<b>1'40.878</b>	1'40.975	4	0.097
5	<b>45 S. REDDING</b>	GBR	Ducati Panigale V4 R	31.592	29.321 +0.150	22.237	17.865	<b>1'41.015</b>	1'41.165	5	0.150
6	<b>60 M. VAN DER MARK</b>	NED	BMW M 1000 RR	31.931	29.258 +0.003	22.172 +0.171	17.678	<b>1'41.039</b>	1'41.213	6	0.174
7	<b>11 L. BAZ</b>	FRA	Ducati Panigale V4 R	31.828	29.245 +0.069	22.165	17.820 +0.089	<b>1'41.058</b>	1'41.216	7	0.158
8	<b>21 M. RINALDI</b>	ITA	Ducati Panigale V4 R	31.806 +0.051	29.217 +0.285	22.359 +0.028	17.837	<b>1'41.219</b>	1'41.583	8	0.364
9	<b>91 L. HASLAM</b>	GBR	Honda CBR1000 RR-R	31.897	29.327 +0.130	22.264 +0.138	17.735 +0.151	<b>1'41.223</b>	1'41.642	10	0.419
10	<b>19 A. BAUTISTA</b>	ESP	Honda CBR1000 RR-R	31.776 +0.118	29.462 +0.094	22.400 +0.054	17.852 +0.173	<b>1'41.490</b>	1'41.929	11	0.439
11	<b>36 L. MERCADO</b>	ARG	Honda CBR1000 RR-R	32.276 +0.017	29.361 +0.014	22.176	17.793	<b>1'41.606</b>	1'41.637	9	0.031
12	<b>47 A. BASSANI</b>	ITA	Ducati Panigale V4 R	32.132 +0.083	29.404 +0.168	22.242	17.876 +0.038	<b>1'41.654</b>	1'41.943	12	0.289
13	<b>50 E. LAVERTY</b>	IRL	BMW M 1000 RR	32.173	29.449 +0.031	22.390 +0.012	17.947 +0.099	<b>1'41.959</b>	1'42.101	13	0.142
14	<b>32 I. VINALES</b>	ESP	Kawasaki ZX-10RR	32.342	29.563	22.240	18.037 +0.058	<b>1'42.182</b>	1'42.240	14	0.058
15	<b>94 J. FOLGER</b>	GER	BMW M 1000 RR	32.348 +0.136	29.774 +0.033	22.517	17.880 +0.007	<b>1'42.519</b>	1'42.695	15	0.176
16	<b>76 S. CAVALIERI</b>	ITA	Ducati Panigale V4 R	32.444	29.739 +0.180	22.732	18.045	<b>1'42.960</b>	1'43.140	16	0.180
17	<b>84 L. CRESSON</b>	BEL	Kawasaki ZX-10RR	32.690 +0.275	30.047	22.679 +0.160	18.053 +0.126	<b>1'43.469</b>	1'44.030	19	0.561
18	<b>3 K. NOZANE</b>	JPN	Yamaha YZF R1	32.638	29.993	22.619 +0.102	18.234	<b>1'43.484</b>	1'43.586	17	0.102
19	<b>53 T. RABAT</b>	ESP	Kawasaki ZX-10RR	32.611	30.189 +0.037	22.718 +0.106	18.198 +0.121	<b>1'43.716</b>	1'43.980	18	0.264
20	<b>23 C. PONSSON</b>	FRA	Yamaha YZF R1	32.865	29.985	22.794 +0.196	18.114 +0.105	<b>1'43.758</b>	1'44.059	20	0.301
21	<b>16 G. RUIJU</b>	ITA	BMW M 1000 RR	33.216	30.039 +0.047	22.884	18.094 +0.230	<b>1'44.233</b>	1'44.510	21	0.277
22	<b>83 L. EPIS</b>	AUS	Kawasaki ZX-10RR	33.159 +0.229	30.309	22.601	18.536	<b>1'44.605</b>	1'44.834	22	0.229
	<b>22 A. LOWES</b>	GBR	Kawasaki ZX-10RR								
<b>Overall Ideal Time</b>				31.562	29.047	21.919	17.678	<b>1'40.206</b>			

02/10/2021

These data/results cannot be reproduced, stored and/or transmitted in whole or in part by any manner of electronic, mechanical, photocopying, recording, broadcasting or otherwise now known or herein after developed without the previous express consent by the copyright owner, except for reproduction in daily press and regular printed publications on sale to the public within 60 days of the event related to those data/results and always provided that copyright symbol appears together as follows below.

© DORNA WSBK ORGANIZATION Srl 2021

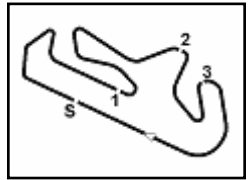
FICR PERUGIA TIMING



Official Tyre Supplier



Official Timekeeper



## Motul Portuguese Round, 1-3 October 2021

### Chronological Analysis Free Practice 3rd Session

Portimao 4.592 m

1 / 3

1° 1 J. REA (1'40.553)								5° 45 S. REDDING (1'41.165)							
Lap	Seg.1	Seg.2	Seg.3	Seg.4	Lap Time	km/h	Local Time	Lap	Seg.1	Seg.2	Seg.3	Seg.4	Lap Time	km/h	Local Time
1		30.867	22.748	17.982			9:01'56.147	1		31.702	23.640	38.713			9:02'37.270
2	32.189	29.427	22.150	17.882	1'41.648	303,5	9:03'37.795	2	3'12.874	30.842	22.744	17.991	4'24.451P		9:07'01.721
3	31.935	29.196	22.124	17.949	1'41.204	302,7	9:05'18.999	3	32.292	29.608	22.420	17.929	1'42.249	302,7	9:08'43.970
4	32.022	29.589	22.192	17.978	1'41.781	307,0	9:07'00.780	4	32.140	29.480	22.373	17.926	1'41.919	307,8	9:10'25.889
5	31.904	29.303	22.143	18.103	1'41.453	307,0	9:08'42.233	5	32.092	29.331	22.320	17.994	1'41.737	311,4	9:12'07.626
6	32.023	29.442	22.159	17.995	1'41.619	307,0	9:10'23.852	6	31.972	29.488	22.609	18.974	1'43.043	310,5	9:13'50.669
7	34.596	29.526	22.474	38.071	2'04.667P	305,2	9:12'28.519	7	31.851	29.339	22.402	18.005	1'41.597	311,4	9:15'32.266
8	5'25.701	29.407	22.904	17.899	6'35.911P		9:19'04.430	8	31.963	29.435	28.839	18.210	1'48.447	309,6	9:17'20.713
9	31.733	29.146	<b>21.919</b>	<b>17.755</b>	<b>1'40.553</b>	<b>309,6</b>	9:20'44.983	9	31.971	<b>29.321</b>	22.618	17.998	1'41.908	312,3	9:19'02.621
10	31.747	<b>29.055</b>	21.969	17.872	1'40.643	<b>309,6</b>	9:22'25.626	10	34.067	29.434	22.646	18.101	1'44.248	308,7	9:20'46.869
11	31.701	29.151	22.059	17.889	1'40.800	304,4	9:24'06.426	11	31.985	29.549	22.387	39.914	2'03.835P	307,8	9:22'50.704
12	31.853	29.192	22.162	17.966	1'41.173	306,1	9:25'47.599	12	3'16.955	30.745	22.550	17.945	4'28.195P		9:27'18.899
13	31.800	29.248	22.100	17.940	1'41.088	307,0	9:27'28.687	13	31.670	29.360	22.240	17.954	1'41.224	<b>313,2</b>	9:29'00.123
14	31.786	29.159	22.307	18.015	1'41.267	306,1	9:29'09.954	14	<b>31.592</b>	29.471	<b>22.237</b>	<b>17.865</b>	<b>1'41.165</b>	<b>313,2</b>	9:30'41.288
15	<b>31.676</b>	29.247	22.136	18.037	1'41.096	303,5	9:30'51.050								

2° 54 T. RAZGATLIOGLU (1'40.599)								6° 60 M. VAN DER MARK (1'41.213)							
Lap	Seg.1	Seg.2	Seg.3	Seg.4	Lap Time	km/h	Local Time	Lap	Seg.1	Seg.2	Seg.3	Seg.4	Lap Time	km/h	Local Time
1		31.022	24.056	18.387			9:02'18.713	1		31.116	23.048	18.019			9:02'07.020
2	31.901	<b>29.092</b>	22.037	<b>17.731</b>	1'40.761	313,2	9:03'59.474	2	32.200	29.507	22.489	18.147	1'42.343	304,4	9:03'49.363
3	31.909	29.224	22.096	17.830	1'41.059	<b>315,0</b>	9:05'40.533	3	32.155	29.409	<b>22.172</b>	17.806	1'41.542	301,0	9:05'30.905
4	31.878	29.121	22.247	18.005	1'41.251	310,5	9:07'21.784	4	32.061	29.707	22.440	17.833	1'42.041	301,0	9:07'12.946
5	31.910	29.197	<b>22.017</b>	17.994	1'41.118	309,6	9:09'02.902	5	32.113	29.602	23.045	17.966	1'42.726	307,8	9:08'55.672
6	31.727	29.580	22.330	39.332	2'02.969P	311,4	9:11'05.871	6	32.054	29.312	22.324	17.881	1'41.571	<b>308,7</b>	9:10'37.243
7	5'27.420	29.949	22.350	18.174	6'37.893P		9:17'43.764	7	32.099	29.595	22.551	39.086	2'03.331P	301,8	9:12'40.574
8	32.061	29.269	22.231	18.166	1'41.727	307,8	9:19'25.491	8	4'27.445	30.022	22.223	17.975	5'37.665P		9:18'18.239
9	32.071	30.123	22.296	38.758	2'03.248P	309,6	9:21'28.739	9	<b>31.931</b>	29.261	22.343	<b>17.678</b>	<b>1'41.213</b>	302,7	9:19'59.452
10	4'32.104	30.180	23.036	18.206	5'43.526P		9:27'12.265	10	31.952	29.488	27.011	18.164	1'46.615	306,1	9:21'46.067
11	31.809	29.408	22.614	18.019	1'41.850	308,7	9:28'54.115	11	31.934	29.277	22.336	17.834	1'41.381	305,2	9:23'27.448
12	<b>31.562</b>	29.100	22.093	17.844	<b>1'40.599</b>	309,6	9:30'34.714	12	32.042	<b>29.258</b>	22.305	17.898	1'41.503	305,2	9:25'08.951
								13	32.004	29.572	22.345	18.028	1'41.949	306,1	9:26'50.900
								14	32.144	31.601	23.873	18.070	1'45.688	307,0	9:28'36.588
								15	32.096	29.576	22.528	18.127	1'42.327	305,2	9:30'18.915

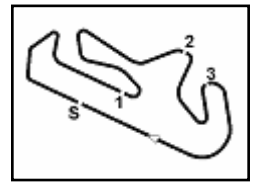
3° 55 A. LOCATELLI (1'40.973)								7° 11 L. BAZ (1'41.216)							
Lap	Seg.1	Seg.2	Seg.3	Seg.4	Lap Time	km/h	Local Time	Lap	Seg.1	Seg.2	Seg.3	Seg.4	Lap Time	km/h	Local Time
1		31.446	24.349	18.100			9:02'19.864	1		31.429	23.781	18.422			9:02'18.197
2	32.322	29.767	22.573	17.740	1'42.402	299,3	9:04'02.266	2	32.426	29.562	22.238	17.856	1'42.082	307,8	9:04'00.279
3	31.896	29.341	22.386	<b>17.718</b>	1'41.341	306,1	9:05'43.607	3	32.141	29.305	22.257	<b>17.820</b>	1'41.523	308,7	9:05'41.802
4	31.958	29.349	22.254	17.909	1'41.470	299,3	9:07'25.077	4	33.340	29.463	23.786	18.113	1'44.702	<b>315,0</b>	9:07'26.504
5	31.892	29.971	22.736	39.774	2'04.373P	305,2	9:09'29.450	5	31.993	29.396	22.278	17.953	1'41.620	311,4	9:09'08.124
6	7'06.817	30.116	22.458	17.980	8'17.371P		9:17'46.821	6	31.965	29.473	22.321	17.955	1'41.714	312,3	9:10'49.838
7	32.011	29.374	22.275	17.814	1'41.474	301,8	9:19'28.295	7	32.082	29.473	22.391	17.944	1'41.890	310,5	9:12'31.728
8	31.860	<b>29.229</b>	22.142	17.742	<b>1'40.973</b>	306,1	9:21'09.268	8	32.116	29.591	22.350	18.030	1'42.087	311,4	9:14'13.815
9	<b>31.603</b>	29.554	<b>22.098</b>	17.862	1'41.117	302,7	9:22'50.385	9	36.574	32.000	23.996	40.197	2'12.767P	299,3	9:16'26.582
10	34.554	31.641	22.427	17.865	1'46.487	277,8	9:24'36.872	10	5'31.187	30.836	22.703	18.005	6'42.731P		9:23'09.313
11	31.814	29.482	22.419	18.134	1'41.849	303,5	9:26'18.721	11	<b>31.828</b>	29.314	<b>22.165</b>	17.909	<b>1'41.216</b>	308,7	9:24'50.529
								12	32.065	<b>29.245</b>	22.210	17.946	1'41.466	309,6	9:26'31.995
								13	37.265	30.313	22.783	18.210	1'48.571	311,4	9:28'20.566
								14	33.419	30.081	22.438	18.077	1'44.015	311,4	9:30'04.581

4° 31 G. GERLOFF (1'40.975)								8° 21 M. RINALDI (1'41.583)							
Lap	Seg.1	Seg.2	Seg.3	Seg.4	Lap Time	km/h	Local Time	Lap	Seg.1	Seg.2	Seg.3	Seg.4	Lap Time	km/h	Local Time
1		31.753	23.758	17.949			9:02'16.955	1		31.211	23.766	18.160			9:02'24.406
2	32.548	29.457	22.382	<b>17.822</b>	1'42.209	301,8	9:03'59.164	2	32.574	29.970	22.813	17.911	1'43.268	304,4	9:04'07.674
3	32.208	29.475	22.252	17.865	1'41.800	308,7	9:05'40.964	3	32.363	29.751	22.631	17.872	1'42.617	305,2	9:05'50.291
4	32.133	29.234	22.213	17.878	1'41.458	294,5	9:07'22.422	4	32.099	29.450	22.392	17.845	1'41.786	309,6	9:07'32.077
5	<b>31.892</b>	<b>29.047</b>	22.161	17.875	<b>1'40.975</b>	<b>309,6</b>	9:09'03.397	5	32.177	43.825	23.225	18.110	1'57.337	307,0	9:09'29.414
6	32.190	29.210	<b>22.117</b>	17.908	1'41.425	307,8	9:10'44.822	6	31.857	29.502	22.387	<b>17.837</b>	<b>1'41.583</b>	308,7	9:11'10.997
7	31.980	30.223	22.913	40.545	2'05.661P	307,8	9:12'50.483	7	31.918	29.472	24.302	39.657	2'05.349P	309,6	9:13'16.346
8	5'46.205	30.613	22.525	18.106	6'57.449P		9:19'47.932	8	6'36.133	31.756	29.888	18.190	7'55.967P		9:21'12.313
9	36.678	30.165	22.568	18.173	1'47.584	306,1	9:21'35.516	9	32.059	29.637	22.416	17.878	1'41.990	308,7	9:22'54.303
10	32.338	29.309	22.493	18.106	1'42.246	307,0	9:23'17.762								
11	32.135	29.460	22.429	18.164	1'42.188	307,0	9:24'59.950								
12	33.418	30.491	22.892	39.531	2'06.332P	303,5	9:27'06.282								

02/10/2021 P = Pits In/Out - C = Lap Time Cancelled

These data/results cannot be reproduced, stored and/or transmitted in whole or in part by any manner of electronic, mechanical, photocopying, recording, broadcasting or otherwise now known or herein after developed without the previous express consent by the copyright owner, except for reproduction in daily press and regular printed publications on sale to the public within 60 days of the event related to those data/results and always provided that copyright symbol appears together as follows below.

© DORNA WSBK ORGANIZATION Srl 2021



## Motul Portuguese Round, 1-3 October 2021 Chronological Analysis Free Practice 3rd Session

Portimao 4.592 m

2 / 3

10	32.085	29.339	<b>22.359</b>	18.101	1'41.884	<b>311,4</b>	9:24'36.187	5	32.292	29.594	22.426	17.918	1'42.230	304,4	9:09'02.057
11	<b>31.806</b>	34.024	22.862	18.049	1'46.741	308,7	9:26'22.928	6	32.234	29.719	22.279	17.929	1'42.161	304,4	9:10'44.218
12	33.020	29.831	22.703	18.051	1'43.605	<b>311,4</b>	9:28'06.533	7	32.215	29.572	<b>22.242</b>	17.914	<b>1'41.943</b>	305,2	9:12'26.161
13	31.953	29.225	22.458	18.018	1'41.654	308,7	9:29'48.187	8	37.214	32.514	23.866	38.713	2'12.307P	302,7	9:14'38.468
14	32.007	<b>29.217</b>	22.401	18.025	1'41.650	309,6	9:31'29.837	9	6'25.822	31.350	23.230	18.028	7'38.430P		9:22'16.898

9° 36 L. MERCADO (1'41.637)							
Lap	Seg.1	Seg.2	Seg.3	Seg.4	Lap Time	km/h	Local Time
1		30.795	23.035	18.202			9:01'59.524
2	33.388	29.975	22.575	18.056	1'43.994	292,9	9:03'43.518
3	32.632	29.755	22.609	17.972	1'42.968	305,2	9:05'26.486
4	32.581	29.602	22.539	18.086	1'42.808	301,0	9:07'09.294
5	32.515	29.772	22.618	18.081	1'42.986	<b>306,1</b>	9:08'52.280
6	32.442	29.767	22.553	18.278	1'43.040	<b>306,1</b>	9:10'35.320
7	38.454	30.696	26.066	40.167	2'15.383P	303,5	9:12'50.703
8	3'42.916	29.858	22.473	17.949	4'53.196P		9:17'43.899
9	32.293	29.375	<b>22.176</b>	<b>17.793</b>	<b>1'41.637</b>	300,2	9:19'25.536
10	32.383	<b>29.361</b>	22.277	18.022	1'42.043	300,2	9:21'07.579
11	<b>32.276</b>	29.591	22.380	18.068	1'42.315	305,2	9:22'49.894
12	32.377	29.679	22.478	18.099	1'42.633	301,8	9:24'32.527
13	32.426	29.818	22.523	18.161	1'42.928	303,5	9:26'15.455
14	41.340	30.335	26.360	19.108	1'57.143	294,5	9:28'12.598
15	33.165	30.263	23.719	19.417	1'46.564	298,5	9:29'59.162

13° 50 E. LAVERTY (1'42.101)							
Lap	Seg.1	Seg.2	Seg.3	Seg.4	Lap Time	km/h	Local Time
1		31.068	22.936	18.550			9:01'58.790
2	32.950	29.631	22.466	<b>17.947</b>	1'42.994	281,5	9:03'41.784
3	32.701	29.528	22.749	18.140	1'43.118	287,4	9:05'24.902
4	32.420	29.698	22.463	18.131	1'42.712	295,3	9:07'07.614
5	32.690	29.602	22.449	18.107	1'42.848	299,3	9:08'50.462
6	32.389	29.703	22.867	41.045	2'06.004P	301,8	9:10'56.466
7	5'45.135	31.282	23.136	18.283	6'57.836P		9:17'54.302
8	32.316	<b>29.449</b>	<b>22.390</b>	17.987	1'42.142	304,4	9:19'36.444
9	<b>32.173</b>	29.480	22.402	18.046	<b>1'42.101</b>	303,5	9:21'18.545
10	32.284	29.551	22.423	18.087	1'42.345	<b>306,1</b>	9:23'00.890
11	38.077	30.553	23.633	18.067	1'50.330	302,7	9:24'51.220
12	32.314	29.518	22.542	18.100	1'42.474	300,2	9:26'33.694
13	32.485	29.786	22.699	18.194	1'43.164	301,0	9:28'16.858
14	32.510	29.982	22.697	18.267	1'43.456	303,5	9:30'00.314

10° 91 L. HASLAM (1'41.642)							
Lap	Seg.1	Seg.2	Seg.3	Seg.4	Lap Time	km/h	Local Time
1		31.200	22.912	18.019			9:01'57.412
2	33.389	29.879	22.564	18.002	1'43.834	<b>308,7</b>	9:03'41.246
3	32.368	29.424	24.740	18.082	1'44.614	298,5	9:05'25.860
4	32.114	29.483	22.445	<b>17.735</b>	1'41.777	302,7	9:07'07.637
5	32.173	29.574	<b>22.264</b>	17.811	1'41.822	306,1	9:08'49.459
6	<b>31.897</b>	29.457	22.402	17.886	<b>1'41.642</b>	307,8	9:10'31.101
7	32.030	<b>29.327</b>	22.444	17.854	1'41.655	305,2	9:12'12.756
8	32.020	29.431	22.417	17.986	1'41.854	305,2	9:13'54.610
9	32.038	29.518	22.506	17.913	1'41.975	302,7	9:15'36.585
10	34.683	32.513	24.305	41.074	2'12.575P	303,5	9:17'49.160
11	7'58.505	30.603	23.756	18.673	9'11.537P		9:27'00.697
12	31.958	31.155	23.461	18.435	1'45.009	305,2	9:28'45.706
13	32.657	29.731	22.817	18.207	1'43.412	307,8	9:30'29.118

14° 32 I. VINALES (1'42.240)							
Lap	Seg.1	Seg.2	Seg.3	Seg.4	Lap Time	km/h	Local Time
1		30.756	22.970	<b>18.037</b>			9:02'19.299
2	32.529	29.841	22.534	18.059	1'42.963	296,1	9:04'02.262
3	32.631	29.638	22.371	18.058	1'42.698	289,0	9:05'44.960
4	32.632	30.696	27.584	18.851	1'49.763	<b>303,5</b>	9:07'34.723
5	32.672	29.831	23.484	41.151	2'07.138P	297,7	9:09'41.861
6	5'03.173	34.673	27.958	18.587	6'24.391P		9:16'06.252
7	33.883	30.440	26.954	18.246	1'49.523	277,8	9:17'55.775
8	32.685	29.778	22.505	18.111	1'43.079	296,1	9:19'38.854
9	32.522	29.802	22.447	18.158	1'42.929	299,3	9:21'21.783
10	32.525	34.879	22.541	18.079	1'48.024	296,9	9:23'09.807
11	<b>32.342</b>	<b>29.563</b>	<b>22.240</b>	18.095	<b>1'42.240</b>	299,3	9:24'52.047
12	32.354	29.564	22.277	18.102	1'42.297	300,2	9:26'34.344
13	35.690	30.497	22.661	18.246	1'47.094	300,2	9:28'21.438
14	33.137	30.038	22.408	18.137	1'43.720	301,8	9:30'05.158

11° 19 A. BAUTISTA (1'41.929)							
Lap	Seg.1	Seg.2	Seg.3	Seg.4	Lap Time	km/h	Local Time
1		31.097	23.253	18.118			9:02'05.730
2	32.278	29.806	22.868	17.963	1'42.915	303,5	9:03'48.645
3	31.925	29.739	22.487	<b>17.852</b>	1'42.003	308,7	9:05'30.648
4	32.017	29.768	22.497	17.955	1'42.237	307,8	9:07'12.885
5	31.975	29.635	<b>22.400</b>	17.966	1'41.976	312,3	9:08'54.861
6	32.019	29.808	22.509	17.998	1'42.334	307,8	9:10'37.195
7	31.983	29.665	22.484	18.001	1'42.133	313,2	9:12'19.328
8	31.960	29.660	22.551	17.922	1'42.093	311,4	9:14'01.421
9	31.894	29.556	22.454	18.025	<b>1'41.929</b>	314,1	9:15'43.350
10	32.186	32.542	23.518	39.910	2'08.156P	311,4	9:17'51.506
11	6'04.370	29.795	22.642	18.103	7'14.910P		9:25'06.416
12	32.003	29.747	22.412	17.925	1'42.087	309,6	9:26'48.503
13	31.795	<b>29.462</b>	22.506	17.963	1'41.726C	<b>315,0</b>	9:28'30.229
14	<b>31.776</b>	29.686	22.546	17.968	1'41.976	313,2	9:30'12.205

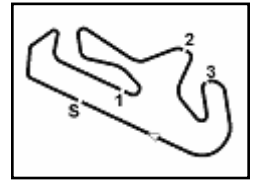
15° 94 J. FOLGER (1'42.695)							
Lap	Seg.1	Seg.2	Seg.3	Seg.4	Lap Time	km/h	Local Time
1		32.419	24.393	18.457			9:02'03.014
2	33.409	30.278	22.692	17.957	1'44.336	291,3	9:03'47.350
3	32.565	29.866	22.653	18.146	1'43.230	297,7	9:05'30.580
4	48.356	31.472	25.079	17.892	2'02.799	294,5	9:07'33.379
5	32.484	29.807	<b>22.517</b>	17.887	<b>1'42.695</b>	301,0	9:09'16.074
6	32.470	<b>29.774</b>	26.571	18.278	1'47.093	300,2	9:11'03.167
7	32.372	29.867	22.580	18.000	1'42.819	<b>305,2</b>	9:12'45.986
8	36.945	30.917	23.817	38.703	2'10.382P	300,2	9:14'56.368
9	5'47.103	34.606	24.259	18.312	7'04.280P		9:22'00.648
10	32.701	30.020	22.744	<b>17.880</b>	1'43.345	297,7	9:23'43.993
11	36.964	31.235	23.119	18.176	1'49.494	301,8	9:25'33.487
12	36.976	36.534	25.596	18.044	1'57.150	303,5	9:27'30.637
13	<b>32.348</b>	29.866	22.559	17.978	1'42.751	302,7	9:29'13.388
14	32.684	29.853	22.758	18.145	1'43.440	300,2	9:30'56.828

12° 47 A. BASSANI (1'41.943)							
Lap	Seg.1	Seg.2	Seg.3	Seg.4	Lap Time	km/h	Local Time
1		31.771	23.592	18.224			9:02'10.492
2	32.713	30.076	22.528	17.974	1'43.291	284,4	9:03'53.783
3	32.540	29.859	22.385	<b>17.876</b>	1'42.660	292,9	9:05'36.443
4	33.061	29.927	22.497	17.899	1'43.384	289,7	9:07'19.827

02/10/2021 P = Pits In/Out - C = Lap Time Cancelled

These data/results cannot be reproduced, stored and/or transmitted in whole or in part by any manner of electronic, mechanical, photocopying, recording, broadcasting or otherwise now known or herein after developed without the previous express consent by the copyright owner, except for reproduction in daily press and regular printed publications on sale to the public within 60 days of the event related to those data/results and always provided that copyright symbol appears together as follows below.

© DORNA WSBK ORGANIZATION Srl 2021



## Motul Portuguese Round, 1-3 October 2021 Chronological Analysis Free Practice 3rd Session

Portimao 4.592 m

3 / 3

16° 76 S. CAVALIERI (1'43.140)								20° 23 C. PONSSON (1'44.059)							
Lap	Seg.1	Seg.2	Seg.3	Seg.4	Lap Time	km/h	Local Time	Lap	Seg.1	Seg.2	Seg.3	Seg.4	Lap Time	km/h	Local Time
1		31.612	26.827	20.998			9:02'11.245	1		32.741	23.479	18.698			9:02'08.529
2	32.946	29.978	22.885	18.150	1'43.959	292,1	9:03'55.204	2	33.388	31.900	23.849	18.495	1'47.632	296,9	9:03'56.161
3	<b>32.444</b>	29.919	<b>22.732</b>	<b>18.045</b>	<b>1'43.140</b>	301,0	9:05'38.344	3	33.071	30.316	22.833	18.156	1'44.376	300,2	9:05'40.537
4	32.707	30.098	24.295	21.905	1'49.005	306,1	9:07'27.349	4	37.093	31.236	23.646	18.419	1'50.394	<b>301,0</b>	9:07'30.931
5	33.432	30.913	24.595	20.901	1'49.841	283,7	9:09'17.190	5	<b>32.865</b>	<b>29.985</b>	22.990	18.219	<b>1'44.059</b>	<b>301,0</b>	9:09'14.990
6	32.582	29.855	22.771	18.147	1'43.355	304,4	9:11'00.545	6	32.953	30.184	22.807	18.117	1'44.061	<b>301,0</b>	9:10'59.051
7	32.567	32.094	27.511	42.964	2'15.136P	302,7	9:13'15.681	7	35.629	31.537	23.066	18.229	1'48.461	297,7	9:12'47.512
8	6'49.526	35.535	31.674	23.723	8'20.458P		9:21'36.139	8	33.091	30.226	23.005	39.104	2'05.426P	297,7	9:14'52.938
9	32.638	<b>29.739</b>	22.867	18.159	1'43.403	304,4	9:23'19.542	9	6'37.808	32.636	24.854	18.409	7'53.707P		9:22'46.645
10	32.475	29.833	22.937	18.179	1'43.424	307,8	9:25'02.966	10	33.005	30.304	<b>22.794</b>	<b>18.114</b>	1'44.217	295,3	9:24'30.862
11	32.538	29.902	22.919	18.270	1'43.629	<b>309,6</b>	9:26'46.595	11	33.099	30.036	22.833	18.292	1'44.260	297,7	9:26'15.122
12	37.906	30.906	23.743	18.365	1'50.920	301,8	9:28'37.515	12	42.171	31.702	23.537	37.453	2'14.863P	291,3	9:28'29.985
13	32.503	29.958	22.776	18.245	1'43.482	303,5	9:30'20.997								

17° 3 K. NOZANE (1'43.586)								21° 16 G. RUIU (1'44.510)							
Lap	Seg.1	Seg.2	Seg.3	Seg.4	Lap Time	km/h	Local Time	Lap	Seg.1	Seg.2	Seg.3	Seg.4	Lap Time	km/h	Local Time
1		32.068	23.953	18.432			9:02'02.067	1		31.910	23.504	18.376			9:02'01.851
2	34.181	30.816	23.483	18.460	1'46.940	268,9	9:03'49.007	2	35.013	30.689	23.585	<b>18.094</b>	1'47.381	292,9	9:03'49.232
3	33.318	30.761	24.119	44.177	2'12.375P	289,0	9:06'01.382	3	33.652	30.439	23.364	18.442	1'45.897	285,2	9:05'35.129
4	8'34.483	31.964	23.138	18.292	9'47.877P		9:15'49.259	4	34.027	31.200	24.037	18.492	1'47.756	291,3	9:07'22.885
5	33.221	30.187	<b>22.619</b>	18.278	1'44.305	291,3	9:17'33.564	5	33.504	30.889	23.309	18.478	1'46.180	292,1	9:09'09.065
6	<b>32.638</b>	<b>29.993</b>	22.721	<b>18.234</b>	<b>1'43.586</b>	<b>296,1</b>	9:19'17.150	6	43.428	32.372	25.777	40.511	2'22.088P	276,4	9:11'31.153
7	32.681	30.287	22.720	18.382	1'44.070	<b>296,1</b>	9:21'01.220	7	7'47.241	33.621	24.226	18.444	9'03.532P		9:20'34.685
8	33.661	31.948	26.918	42.053	2'14.580P	293,7	9:23'15.800	8	33.789	30.255	24.864	22.422	1'51.330	290,5	9:22'26.015
9	5'40.135	31.291	23.445	18.748	6'53.619P		9:30'09.419	9	<b>33.216</b>	30.086	<b>22.884</b>	<b>18.324</b>	<b>1'44.510</b>	<b>297,7</b>	9:24'10.525
								10	33.286	<b>30.039</b>	23.054	18.437	1'44.816	292,9	9:25'55.341
								11	35.870	34.689			2'11.802	287,4	9:28'07.143
								12	33.321	31.502	24.616	22.687	1'52.126	296,1	9:29'59.269

18° 53 T. RABAT (1'43.980)								22° 83 L. EPIS (1'44.834)							
Lap	Seg.1	Seg.2	Seg.3	Seg.4	Lap Time	km/h	Local Time	Lap	Seg.1	Seg.2	Seg.3	Seg.4	Lap Time	km/h	Local Time
1		31.179	23.122	18.429			9:02'05.709	1		31.440	23.526	18.965			9:01'58.857
2	33.032	31.027	23.012	18.293	1'45.364	290,5	9:03'51.073	2	34.401	30.713	23.276	18.629	1'47.019	275,7	9:03'45.876
3	33.380	30.522	22.883	18.267	1'45.052	285,9	9:05'36.125	3	33.388	<b>30.309</b>	<b>22.601</b>	<b>18.536</b>	<b>1'44.834</b>	<b>291,3</b>	9:05'30.710
4	33.185	31.296	23.711	22.868	1'51.060	287,4	9:07'27.185	4	35.743	40.241	28.222	20.062	2'04.268	271,6	9:07'34.978
5	32.896	30.378	22.791	<b>18.198</b>	1'44.263	289,7	9:09'11.448	5	34.795	31.150	23.327	43.843	2'13.115P	<b>291,3</b>	9:09'48.093
6	42.391	34.092	24.924	18.707	2'00.114	<b>301,0</b>	9:11'11.562	6	4'13.754	33.036	23.925	19.210	5'29.925P		9:15'18.018
7	33.172	30.512	25.215	39.881	2'08.780P	292,9	9:13'20.342	7	34.048	30.675	30.582	20.189	1'55.494	288,2	9:17'13.512
8	5'38.802	32.042	23.255	18.479	6'52.578P		9:20'12.920	8	33.179	30.630	22.946	18.717	1'45.472	288,2	9:18'58.984
9	32.991	30.355	22.862	18.434	1'44.642	291,3	9:21'57.562	9	<b>33.159</b>	30.544	22.746	18.684	1'45.133	289,0	9:20'44.117
10	33.079	30.402	22.782	18.305	1'44.568	293,7	9:23'42.130	10	39.263	34.576	35.446	19.163	2'08.448	289,7	9:22'52.565
11	<b>32.611</b>	30.226	22.824	18.319	<b>1'43.980</b>	296,9	9:25'26.110	11	40.152	33.352	24.093	41.451	2'19.048P	290,5	9:25'11.613
12	32.920	<b>30.189</b>	<b>22.718</b>	18.343	1'44.170	296,9	9:27'10.280	12	2'44.916	38.398	27.277	19.749	4'10.340P		9:29'21.953
13	32.713	30.224	23.248	18.334	1'44.519	299,3	9:28'54.799	13	33.794	30.525	22.890	18.574	1'45.783	288,2	9:31'07.736
14	32.757	30.323	22.777	20.316	1'46.173	295,3	9:30'40.972								

19° 84 L. CRESSON (1'44.030)							
Lap	Seg.1	Seg.2	Seg.3	Seg.4	Lap Time	km/h	Local Time
1		31.194	23.267	18.279			9:01'59.408
2	33.778	30.101	22.748	18.234	1'44.861	290,5	9:03'44.269
3	33.043	30.084	22.897	18.271	1'44.295	297,7	9:05'28.564
4	32.719	32.561	28.102	23.095	1'56.477	298,5	9:07'25.041
5	33.013	30.323	22.726	<b>18.053</b>	1'44.115	296,9	9:09'09.156
6	<b>32.690</b>	30.166	22.835	18.371	1'44.062	300,2	9:10'53.218
7	32.792	30.222	22.815	18.264	1'44.093	297,7	9:12'37.311
8	35.882	31.236	23.561	36.312	2'06.991P	296,1	9:14'44.302
9	5'39.787	31.364	22.913	18.348	6'52.412P		9:21'36.714
10	32.965	<b>30.047</b>	22.839	18.179	<b>1'44.030</b>	297,7	9:23'20.744
11	32.796	30.142	22.894	18.325	1'44.157	297,7	9:25'04.901
12	32.942	30.532	<b>22.679</b>	18.248	1'44.401	296,1	9:26'49.302
13	32.716	30.146	23.077	18.401	1'44.340C	<b>301,8</b>	9:28'33.642
14	32.925	30.175	22.950	18.337	1'44.387	294,5	9:30'18.029

02/10/2021 P = Pits In/Out - C = Lap Time Cancelled

These data/results cannot be reproduced, stored and/or transmitted in whole or in part by any manner of electronic, mechanical, photocopying, recording, broadcasting or otherwise now known or herein after developed without the previous express consent by the copyright owner, except for reproduction in daily press and regular printed publications on sale to the public within 60 days of the event related to those data/results and always provided that copyright symbol appears together as follows below.

© DORNA WSBK ORGANIZATION Srl 2021







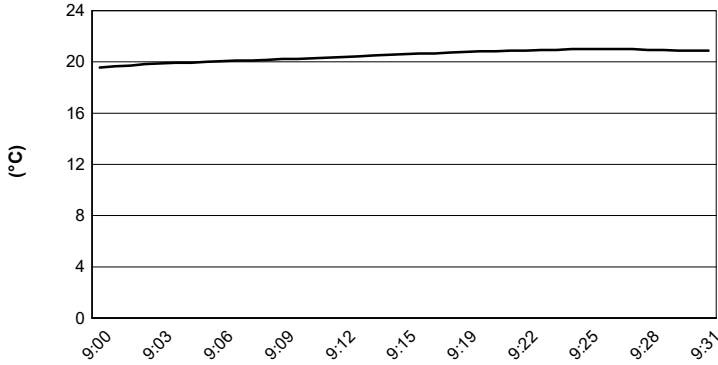
Portimao 4.592 m

## Motul Portuguese Round, 1-3 October 2021

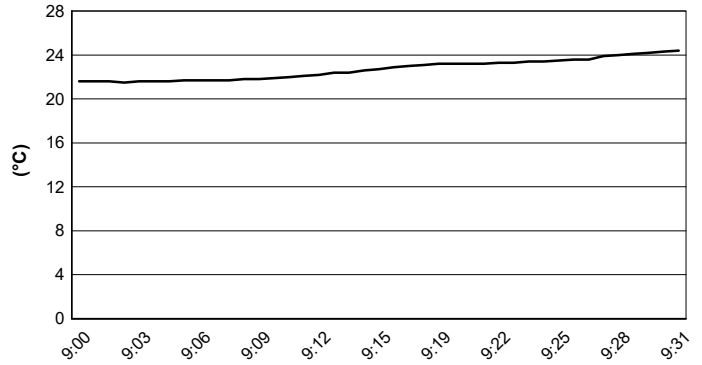
### Weather Report Free Practice 3rd Session

Session started 09:00 - Session ended 9:32

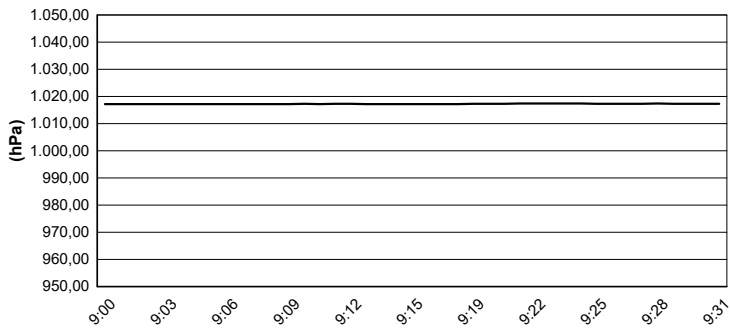
#### Air Temperature



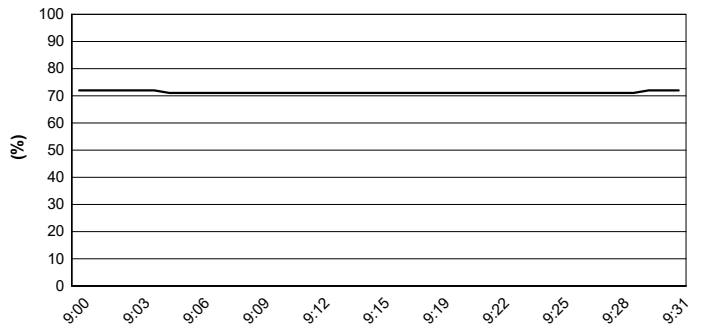
#### Track Temperature



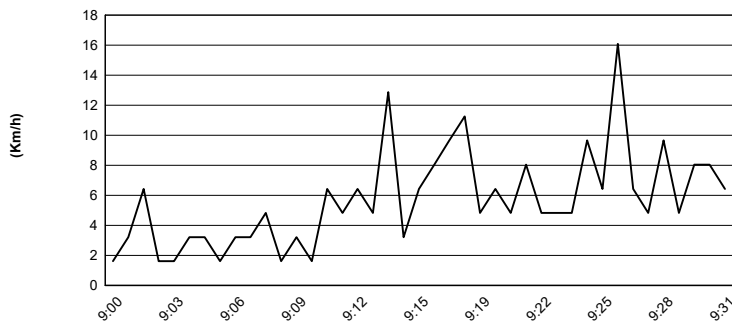
#### Air Pressure



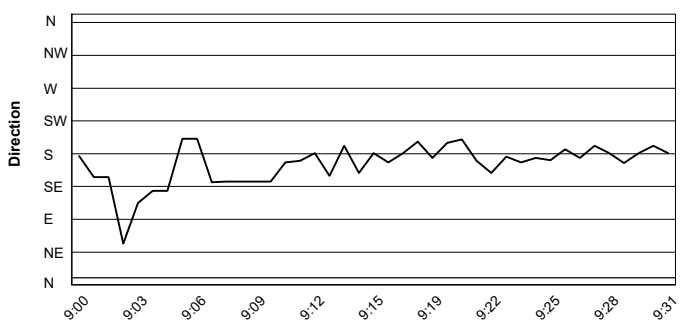
#### Humidity



#### Wind Speed



#### Wind Direction



02/10/2021

These data/results cannot be reproduced, stored and/or transmitted in whole or in part by any manner of electronic, mechanical, photocopying, recording, broadcasting or otherwise now known or herein after developed without the previous express consent by the copyright owner, except for reproduction in daily press and regular printed publications on sale to the public within 60 days of the event related to those data/results and always provided that copyright symbol appears together as follows below.

© DORNA WSBK ORGANIZATION Srl 2021