

Motul Portuguese Round, 1-3 October 2021 Chronological Analysis Race 1

Portimao 4.592 m

Start at 15:15'50.188

1 / 5

1° 16 J. CLUZEL (1'44.783)							
Lap	Seg.1	Seg.2	Seg.3	Seg.4	Lap Time	km/h	Local Time
1		30.321	22.896	18.642	1'47.517	159,8	15:17'37.705
2	33.971	30.120	22.744	18.822	1'45.657	268,2	15:19'23.362
3	33.965	29.940	22.436	18.754	1'45.095	264,9	15:21'08.457
4	33.891	30.093	22.440	18.771	1'45.195	260,5	15:22'53.652
5	33.824	30.171	22.476	18.740	1'45.211	259,2	15:24'38.863
6	33.728	30.452	22.626	18.831	1'45.637	267,6	15:26'24.500
7	33.817	30.023	22.579	18.887	1'45.306	263,7	15:28'09.806
8	33.724	30.067	22.504	18.985	1'45.280	263,0	15:29'55.086
9	33.914	30.092	22.678	18.986	1'45.670	261,7	15:31'40.756
10	34.087	30.329	22.687	18.783	1'45.886	262,4	15:33'26.642
11	33.629	30.097	22.550	19.082	1'45.358	264,9	15:35'12.000
12	33.741	29.963	22.583	18.894	1'45.181	264,3	15:36'57.181
13	33.820	29.966	22.470	18.741	1'44.997	263,7	15:38'42.178
14	33.871	29.945	22.556	18.926	1'45.298	263,7	15:40'27.476
15	33.953	29.993	22.579	18.935	1'45.460	262,4	15:42'12.936
16	33.825	29.953	22.581	18.871	1'45.230	263,0	15:43'58.166
17	33.521	29.911	22.433	18.918	1'44.783	264,9	15:45'42.949
Race Time 29'52.761							

2° 81 M. GONZALEZ (1'44.814)							
Lap	Seg.1	Seg.2	Seg.3	Seg.4	Lap Time	km/h	Local Time
1		30.217	22.887	18.667	1'47.702	164,4	15:17'37.890
2	33.982	30.074	22.791	18.738	1'45.585	270,9	15:19'23.475
3	33.588	29.925	22.528	18.955	1'44.996	266,9	15:21'08.471
4	33.664	29.942	22.469	18.997	1'45.072	261,7	15:22'53.543
5	33.654	29.970	22.437	18.887	1'44.948	260,5	15:24'38.491
6	35.817	29.933	22.689	18.757	1'47.196	262,4	15:26'25.687
7	33.566	29.997	22.589	18.725	1'44.877	274,3	15:28'10.564
8	33.604	30.122	22.770	18.734	1'45.230	268,9	15:29'55.794
9	33.609	30.218	22.579	18.647	1'45.053	272,9	15:31'40.847
10	34.039	30.097	22.774	18.829	1'45.739	262,4	15:33'26.586
11	33.828	30.164	22.549	19.054	1'45.595	261,7	15:35'12.181
12	33.754	30.062	22.529	18.791	1'45.136	269,6	15:36'57.317
13	33.442	29.877	22.548	18.947	1'44.814	266,9	15:38'42.131
14	33.619	30.029	22.983	18.869	1'45.500	262,4	15:40'27.631
15	33.526	30.050	22.554	19.123	1'45.253	268,2	15:42'12.884
16	33.613	30.002	22.556	19.135	1'45.306	262,4	15:43'58.190
17	33.736	30.055	22.451	18.906	1'45.148	265,6	15:45'43.338
Race Time 29'53.150							

3° 77 D. AEGERTER (1'44.935)							
Lap	Seg.1	Seg.2	Seg.3	Seg.4	Lap Time	km/h	Local Time
1		30.418	23.033	19.006	1'47.307	159,4	15:17'37.495
2	34.530	30.231	22.772	18.654	1'46.187	260,5	15:19'23.682
3	34.028	30.197	22.686	18.645	1'45.556	271,6	15:21'09.238
4	33.513	30.054	22.643	18.837	1'45.047	268,9	15:22'54.285
5	33.608	30.028	22.646	18.653	1'44.935	263,0	15:24'39.220
6	33.662	30.333	22.792	18.839	1'45.626	264,9	15:26'24.846
7	33.647	30.046	22.684	18.759	1'45.136	263,7	15:28'09.982
8	33.667	30.140	22.720	18.875	1'45.402	266,9	15:29'55.384
9	33.798	30.092	22.733	18.815	1'45.438	259,2	15:31'40.822
10	33.713	30.271	22.776	18.974	1'45.734	263,0	15:33'26.556
11	34.362	30.116	22.731	18.757	1'45.966	261,7	15:35'12.522
12	33.846	30.138	22.660	18.709	1'45.353	267,6	15:36'57.875
13	34.030	30.084	22.643	18.552	1'45.309	266,9	15:38'43.184
14	33.752	30.128	22.737	18.643	1'45.260	268,9	15:40'28.444
15	33.602	30.106	22.826	18.447	1'44.981	268,2	15:42'13.425
16	33.712	30.014	22.643	18.627	1'44.996	274,3	15:43'58.421
17	33.742	29.949	22.841	18.561	1'45.093	270,2	15:45'43.514
Race Time 29'53.326							

4° 3 R. DE ROSA (1'44.941)							
Lap	Seg.1	Seg.2	Seg.3	Seg.4	Lap Time	km/h	Local Time
1		30.627	22.759	18.477	1'47.742	166,5	15:17'37.930

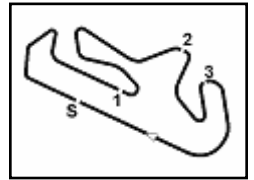
2					34.511	30.247	22.765	18.543	1'46.066	261,1	15:19'23.996
3					34.155	30.223	22.601	18.450	1'45.429	268,9	15:21'09.425
4					33.825	30.152	22.637	18.582	1'45.196	270,2	15:22'54.621
5					33.805	30.263	22.604	18.553	1'45.225	266,2	15:24'39.846
6					33.862	30.101	22.702	18.607	1'45.272	268,2	15:26'25.118
7					33.699	30.148	22.665	18.525	1'45.037	266,2	15:28'10.155
8					33.788	30.164	22.721	18.600	1'45.273	265,6	15:29'55.428
9					33.953	30.425	22.615	18.502	1'45.495	257,4	15:31'40.923
10					34.223	30.268	22.640	18.674	1'45.805	260,5	15:33'26.728
11					33.863	30.216	22.684	18.735	1'45.498	259,9	15:35'12.226
12					33.880	30.169	22.570	18.600	1'45.219	263,7	15:36'57.445
13					33.841	30.144	22.742	18.560	1'45.287	267,6	15:38'42.732
14					34.002	30.180	22.650	18.519	1'45.351	264,3	15:40'28.083
15					33.862	30.143	22.673	18.537	1'45.215	268,2	15:42'13.298
16					34.021	30.346	22.616	18.396	1'45.379	266,9	15:43'58.677
17					33.699	30.131	22.681	18.430	1'44.941	272,3	15:45'43.618
Race Time 29'53.430											

5° 66 N. TUULI (1'44.822)										
Lap	Seg.1	Seg.2	Seg.3	Seg.4	Lap Time	km/h	Local Time			
1					30.341	22.955	18.734	1'47.492	160,3	15:17'37.680
2	34.604	30.080	22.908	18.532	1'46.124	262,4	15:19'23.804			
3	34.135	30.173	22.677	18.593	1'45.578	265,6	15:21'09.382			
4	34.166	30.048	22.630	18.673	1'45.517	266,9	15:22'54.899			
5	33.873	30.078	22.643	18.577	1'45.171	266,2	15:24'40.070			
6	33.948	29.999	22.760	18.678	1'45.385	270,2	15:26'25.455			
7	34.090	30.036	22.722	18.634	1'45.482	264,3	15:28'10.937			
8	33.708	30.030	22.643	18.513	1'44.894	262,4	15:29'55.831			
9	33.849	30.327	22.630	18.493	1'45.299	266,9	15:31'41.130			
10	34.314	30.135	22.658	18.552	1'45.659	266,9	15:33'26.789			
11	34.328	30.059	22.787	18.613	1'45.787	259,9	15:35'12.576			
12	34.005	30.107	22.648	18.640	1'45.400	264,3	15:36'57.976			
13	33.755	30.050	22.572	18.502	1'44.879	268,9	15:38'42.855			
14	33.642	30.044	22.537	18.599	1'44.822	268,9	15:40'27.677			
15	34.007	30.016	22.616	18.715	1'45.354	266,2	15:42'13.031			
16	34.206	30.171	22.606	18.631	1'45.614	263,0	15:43'58.645			
17	34.061	30.063	22.686	18.593	1'45.403	263,7	15:45'44.048			
Race Time 29'53.860										

6° 4 S. ODENDAAL (1'44.942)										
Lap	Seg.1	Seg.2	Seg.3	Seg.4	Lap Time	km/h	Local Time			
1					30.544	22.825	19.016	1'48.690	167,0	15:17'38.878
2	33.866	30.121	22.736	18.457	1'45.180	269,6	15:19'24.058			
3	34.320	30.127	22.812	18.682	1'45.941	266,9	15:21'09.999			
4	33.827	29.905	22.871	18.722	1'45.325	271,6	15:22'55.324			
5	33.742	30.094	22.773	18.735	1'45.344	271,6	15:24'40.668			
6	33.912	30.283	22.731	18.595	1'45.521	270,2	15:26'26.189			
7	33.707	30.051	22.771	18.636	1'45.165	268,2	15:28'11.354			
8	33.692	30.045	23.009	18.757	1'45.503	272,9	15:29'56.857			
9	33.856	30.194	22.887	18.858	1'45.795	268,9	15:31'42.652			
10	34.016	30.091	22.702	18.818	1'45.627	267,6	15:33'28.279			
11	33.767	30.074	22.766	18.678	1'45.285	265,6	15:35'13.564			
12	33.702	30.094	22.720	18.699	1'45.215	270,2	15:36'58.779			
13	33.670	30.113	22.589	18.570	1'44.942	268,2	15:38'43.721			
14	33.617	29.955	22.875	18.652	1'45.099	272,9	15:40'28.820			
15	33.511	29.991	22.820	18.718	1'45.040	272,9	15:42'13.860			
16	33.749	30.249	22.763	18.588	1'45.349	271,6	15:43'59.209			
17	33.679	30.147	22.709	18.691	1'45.226	271,6	15:45'44.435			
Race Time 29'54.247										

7° 21 R. KRUMMENACHER (1'45.152)										
Lap	Seg.1	Seg.2	Seg.3	Seg.4	Lap Time	km/h	Local Time			
1					30.824	22.926	18.576	1'49.242	176,5	15:17'39.430
2	34.015	30.224	22.789	18.540	1'45.568	268,2	15:19'24.998			
3	34.247	30.116	22.805	18.618	1'45.786	266,9	15:21'10.784			
4	33.818	30.229	22.854	18.693	1'45.594	270,9	15:22'56.378			

02/10/2021 P = Pits In



Portimao 4.592 m

Motul Portuguese Round, 1-3 October 2021

Chronological Analysis Race 1

Start at 15:15'50.188

2 / 5

	34.125	30.291	22.749	18.632	1'45.797	270.2	15:24'42.175	8	33.931	30.228	22.860	18.691	1'45.710	268,9	15:29'59.753
5	34.063	30.204	22.884	18.709	1'45.860	262,4	15:26'28.035	9	33.755	30.292	22.824	18.815	1'45.686	268,2	15:31'45.439
6	33.875	30.108	22.735	18.738	1'45.456	270,9	15:28'13.491	10	33.809	30.315	22.825	18.873	1'45.822	268,2	15:33'31.261
8	33.496	30.432	22.763	18.824	1'45.515	264,9	15:29'59.006	11	33.795	30.253	22.876	18.856	1'45.780	260,5	15:35'17.041
9	33.819	30.254	22.757	18.843	1'45.673	264,3	15:31'44.679	12	33.861	30.225	22.889	18.874	1'45.849	261,7	15:37'02.890
10	33.625	30.215	22.693	18.836	1'45.369	264,3	15:33'30.048	13	33.897	30.288	22.898	18.856	1'45.939	263,0	15:38'48.829
11	33.651	30.114	22.659	18.728	1'45.152	264,3	15:35'15.200	14	33.968	30.206	22.983	18.847	1'46.004	262,4	15:40'34.833
12	33.682	30.129	22.746	18.919	1'45.476	266,9	15:37'00.676	15	33.708	30.352	22.885	19.001	1'45.946	261,7	15:42'20.779
13	33.626	30.305	22.654	18.912	1'45.497	264,9	15:38'46.173	16	34.143	30.263	22.906	18.734	1'46.046	263,7	15:44'06.825
14	33.583	30.304	22.817	18.893	1'45.597	265,6	15:40'31.770	17	33.764	30.297	22.854	18.673	1'45.588	268,9	15:45'52.413
15	33.659	30.101	22.685	19.021	1'45.466	263,0	15:42'17.236								Race Time 30'02.225
16	33.651	30.205	22.787	18.918	1'45.561	264,9	15:44'02.797								
17	33.764	30.280	22.755	18.872	1'45.671	264,9	15:45'48.468								

Race Time 29'58.280

8° 61 C. ONCU (1'45.332)

Lap	Seg.1	Seg.2	Seg.3	Seg.4	Lap Time	km/h	Local Time
1		30.358	23.064	18.796	1'47.331	163,4	15:17'37.519
2	33.896	30.221	22.668	19.041	1'45.826	261,7	15:19'23.345
3	34.222	30.166	22.596	18.806	1'45.790	261,7	15:21'09.135
4	33.833	30.072	22.688	18.766	1'45.359	264,9	15:22'54.494
5	33.659	30.305	22.604	18.764	1'45.332	266,2	15:24'39.826
6	34.627	30.177	22.708	18.733	1'46.245	269,6	15:26'26.071
7	34.015	30.282	22.722	18.869	1'45.888	260,5	15:28'11.959
8	33.835	30.240	22.749	18.886	1'45.710	263,0	15:29'57.669
9	33.829	30.292	22.725	18.917	1'45.763	263,7	15:31'43.432
10	33.730	30.264	22.709	18.961	1'45.664	261,1	15:33'29.096
11	33.779	30.316	22.765	19.051	1'45.911	264,3	15:35'15.007
12	34.174	30.356	22.829	19.099	1'46.458	263,0	15:37'01.465
13	33.942	30.467	22.729	18.931	1'46.069	264,3	15:38'47.534
14	33.847	30.298	22.796	18.993	1'45.934	262,4	15:40'33.468
15	33.774	30.619	22.826	19.072	1'46.291	261,1	15:42'19.759
16	33.883	30.392	22.982	19.044	1'46.301	261,1	15:44'06.060
17	33.957	30.278	22.766	18.939	1'45.940	261,7	15:45'52.000

Race Time 30'01.812

9° 5 P. OETTL (1'45.541)

Lap	Seg.1	Seg.2	Seg.3	Seg.4	Lap Time	km/h	Local Time
1		30.597	22.865	18.717	1'48.814	170,6	15:17'39.002
2	34.168	30.152	22.956	18.543	1'45.819	270,2	15:19'24.821
3	34.047	30.174	22.830	18.490	1'45.541	273,6	15:21'10.362
4	33.941	30.132	22.896	18.691	1'45.660	276,4	15:22'56.022
5	33.979	30.189	22.877	18.768	1'45.813	268,2	15:24'41.835
6	34.163	30.142	22.986	18.824	1'46.115	263,0	15:26'27.950
7	34.135	30.146	22.852	18.520	1'45.653	270,9	15:28'13.603
8	33.700	30.371	22.868	18.785	1'45.724	268,9	15:29'59.327
9	33.850	30.290	22.905	18.784	1'45.829	265,6	15:31'45.156
10	33.662	30.925	22.911	18.616	1'46.114	267,6	15:33'31.270
11	34.105	30.368	22.878	18.755	1'46.106	260,5	15:35'17.376
12	33.916	30.341	22.893	18.766	1'45.916	268,2	15:37'03.292
13	33.780	30.437	23.178	18.661	1'46.056	269,6	15:38'49.348
14	33.714	30.415	22.955	18.702	1'45.786	266,2	15:40'35.134
15	33.778	30.460	22.856	18.705	1'45.799	268,2	15:42'20.933
16	33.604	30.350	22.894	18.768	1'45.616	270,9	15:44'06.549
17	33.752	30.256	22.997	18.667	1'45.672	268,2	15:45'52.221

Race Time 30'02.033

10° 91 Y. MONTELLA (1'45.575)

Lap	Seg.1	Seg.2	Seg.3	Seg.4	Lap Time	km/h	Local Time
1		30.631	23.015	18.754	1'49.228	170,9	15:17'39.416
2	34.405	30.222	22.772	18.737	1'46.136	270,2	15:19'25.552
3	34.034	30.116	22.748	18.678	1'45.576	267,6	15:21'11.128
4	33.759	30.252	22.777	18.787	1'45.575	269,6	15:22'56.703
5	34.001	30.295	22.807	18.721	1'45.824	270,2	15:24'42.527
6	33.970	30.174	22.865	18.688	1'45.697	268,9	15:26'28.224
7	34.076	30.290	22.719	18.734	1'45.819	273,6	15:28'14.043

11° 56 P. SEBESTYEN (1'45.705)

Lap	Seg.1	Seg.2	Seg.3	Seg.4	Lap Time	km/h	Local Time
1		31.447	23.004	18.826	1'50.913	178,2	15:17'41.101
2	34.166	30.817	22.928	18.829	1'46.740	272,3	15:19'27.841
3	33.993	30.419	22.900	18.746	1'46.058	271,6	15:21'13.899
4	34.004	30.396	22.859	18.901	1'46.160	263,7	15:23'00.059
5	34.623	30.445	22.833	18.678	1'46.579	266,2	15:24'46.638
6	34.222	30.471	23.168	18.739	1'46.600	271,6	15:26'33.238
7	34.051	30.480	22.843	18.805	1'46.179	269,6	15:28'19.417
8	33.838	30.455	22.912	18.813	1'46.018	266,2	15:30'05.435
9	34.148	30.347	23.083	18.841	1'46.419	268,9	15:31'51.854
10	34.046	30.404	22.981	18.900	1'46.331	267,6	15:33'38.185
11	33.761	30.218	22.982	18.744	1'45.705	269,6	15:35'23.890
12	33.788	30.867	22.897	18.879	1'46.431	265,6	15:37'10.321
13	33.915	30.321	22.836	18.799	1'45.871	264,9	15:38'56.192
14	33.847	30.183	22.804	18.988	1'45.822	264,9	15:40'42.014
15	34.130	30.815	23.087	18.774	1'46.806	261,1	15:42'28.820
16	33.880	30.326	23.016	18.749	1'45.971	264,9	15:44'14.791
17	33.974	30.495	22.901	18.912	1'46.282	261,7	15:46'01.073

Race Time 30'10.885

12° 52 P. HOBELBERGER (1'45.607)

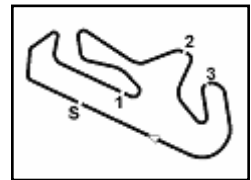
Lap	Seg.1	Seg.2	Seg.3	Seg.4	Lap Time	km/h	Local Time
1		31.511	22.943	18.800	1'50.664	172,0	15:17'40.852
2	34.275	30.747	23.348	18.664	1'47.034	272,3	15:19'27.886
3	34.109	30.479	22.922	18.666	1'46.176	270,2	15:21'14.062
4	34.394	30.267	22.958	18.572	1'46.191	272,3	15:23'00.253
5	34.123	30.431	22.917	18.671	1'46.142	267,6	15:24'46.395
6	34.271	30.464	23.201	18.746	1'46.682	269,6	15:26'33.077
7	33.430	30.294	22.990	18.893	1'45.607	273,6	15:28'18.684
8	33.796	30.751	22.944	18.811	1'46.302	268,2	15:30'04.986
9	33.511	30.530	23.095	18.936	1'46.072	263,0	15:31'51.058
10	33.757	30.520	23.072	18.984	1'46.333	263,7	15:33'37.391
11	33.706	30.557	23.077	18.916	1'46.256	263,7	15:35'23.647
12	33.565	30.554	23.058	18.938	1'46.115	264,3	15:37'09.762
13	33.589	30.405	22.981	18.860	1'45.835	263,7	15:38'55.597
14	33.620	30.403	23.706	18.882	1'46.611	264,9	15:40'42.208
15	33.572	30.983	23.111	18.902	1'46.568	268,9	15:42'28.776
16	33.588	30.370	23.150	18.885	1'45.993	264,9	15:44'14.769
17	34.218	30.552	22.991	18.791	1'46.552	263,0	15:46'01.321

Race Time 30'11.133

13° 38 H. SOOMER (1'45.978)

Lap	Seg.1	Seg.2	Seg.3	Seg.4	Lap Time	km/h	Local Time
1		30.942	22.911	19.067	1'50.041	174,5	15:17'40.229
2	34.724	30.752	22.913	18.709	1'47.098	265,6	15:19'27.327
3	33.922	30.561	22.945	18.826	1'46.254	272,9	15:21'13.581
4	33.983	30.346	22.821	18.910	1'46.060	264,3	15:22'59.641
5	34.063	30.594	22.788	19.021	1'46.466	261,1	15:24'46.107
6	34.358	30.503	23.027	18.934	1'46.822	258,6	15:26'32.929
7	34.059	30.236	22.925	18.831	1'46.051	262,4	15:28'18.980
8	33.949	30.463	22.998	18.780	1'46.190	263,7	15:30'05.170
9	34.163	30.384	23.021	18.606	1'46.174	265,6	15:31'51.344
10	33.825	30.706	22.856	18.930	1'46.317	266,2	15:33'37.661

02/10/2021



Portimao 4.592 m

Motul Portuguese Round, 1-3 October 2021

Chronological Analysis Race 1

Start at 15:15'50.188

3 / 5

11	33.947	30.271	23.036	18.864	1'46.118	265,6	15:35'23.779	14	34.008	30.507	23.169	19.080	1'46.764	262,4	15:40'54.265
12	34.195	30.743	23.121	18.871	1'46.930	263,0	15:37'10.709	15	33.969	30.701	22.820	18.971	1'46.461	263,0	15:42'40.726
13	34.042	30.423	22.941	18.838	1'46.244	266,9	15:38'56.953	16	34.238	30.855	23.156	19.005	1'47.254	262,4	15:44'27.980
14	34.015	30.330	23.059	18.854	1'46.258	265,6	15:40'43.211	17	34.520	31.240	22.939	18.919	1'47.618	258,6	15:46'15.598
15	33.915	30.423	22.986	18.738	1'46.062	260,5	15:42'29.273								Race Time 30'25.410
16	33.877	30.311	23.062	18.728	1'45.978	263,0	15:44'15.251								
17	33.955	30.581	22.895	18.965	1'46.396	266,2	15:46'01.647								

Race Time 30'11.459

14° 94 F. CARICASULO (1'45.511)							
Lap	Seg.1	Seg.2	Seg.3	Seg.4	Lap Time	km/h	Local Time
1		30.546	22.791	18.959	1'48.790	170,9	15:17'38.978
2	33.955	30.221	22.654	18.681	1'45.511	275,7	15:19'24.489
3	34.129	30.159	22.721	18.718	1'45.727	275,0	15:21'10.216
4	33.826	29.993	23.087	18.851	1'45.757	270,2	15:22'55.973
5	34.292	30.281	22.692	18.799	1'46.064	267,6	15:24'42.037
6	33.618	30.150	22.786	19.115	1'45.669	273,6	15:26'27.706
7	33.767	30.148	22.902	18.952	1'45.769	264,3	15:28'13.475
8	34.062	30.459	22.797	18.895	1'46.213	261,7	15:29'59.688
9	33.977	30.325	22.769	18.969	1'46.040	256,8	15:31'45.728
10	33.774	30.393	22.916	18.900	1'45.983	268,9	15:33'31.711
11	33.802	30.376	22.858	18.847	1'45.883	266,9	15:35'17.594
12	33.811	30.465	22.866	18.797	1'45.939	272,3	15:37'03.533
13	33.755	30.442	23.215	18.770	1'46.182	272,3	15:38'49.715
14	33.580	30.342	25.826	19.313	1'49.061	268,9	15:40'38.776
15	34.072	32.570	26.871	19.245	1'52.758	260,5	15:42'31.534
16	34.025	30.501	22.999	19.167	1'46.692	263,0	15:44'18.226
17	33.934	30.551	22.858	19.428	1'46.771	263,0	15:46'04.997

Race Time 30'14.809

15° 50 O. VOSTATEK (1'46.267)							
Lap	Seg.1	Seg.2	Seg.3	Seg.4	Lap Time	km/h	Local Time
1		31.849	23.353	18.970	1'52.371	176,2	15:17'42.559
2	34.206	30.674	23.020	19.043	1'46.943	267,6	15:19'29.502
3	34.034	30.727	22.836	18.670	1'46.267	269,6	15:21'15.769
4	34.558	30.596	23.092	18.813	1'47.059	271,6	15:23'02.828
5	34.039	30.444	24.540	19.041	1'48.064	266,9	15:24'50.892
6	34.169	30.746	23.129	19.113	1'47.157	259,9	15:26'38.049
7	34.442	30.853	23.024	18.920	1'47.239	255,0	15:28'25.288
8	34.366	30.868	22.955	18.998	1'47.187	253,2	15:30'12.475
9	34.481	30.744	23.355	18.856	1'47.436	256,8	15:31'59.911
10	34.030	30.351	22.991	19.142	1'46.514	264,3	15:33'46.425
11	34.286	30.523	22.900	19.109	1'46.818	253,8	15:35'33.243
12	34.170	30.569	22.893	19.240	1'46.872	255,6	15:37'20.115
13	34.192	30.463	23.075	19.065	1'46.795	255,0	15:39'06.910
14	34.223	30.506	23.013	19.141	1'46.883	255,6	15:40'53.793
15	34.091	30.651	22.850	19.122	1'46.714	255,6	15:42'40.507
16	34.634	30.776	23.220	18.913	1'47.543	254,4	15:44'28.050
17	34.597	30.840	23.046	19.051	1'47.534	255,6	15:46'15.584

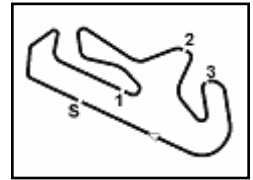
Race Time 30'25.396

16° 24 L. TACCINI (1'46.461)							
Lap	Seg.1	Seg.2	Seg.3	Seg.4	Lap Time	km/h	Local Time
1		31.449	23.359	18.896	1'51.955	185,2	15:17'42.143
2	33.958	30.760	23.054	18.834	1'46.606	265,6	15:19'28.749
3	34.017	31.333	22.814	18.831	1'46.995	267,6	15:21'15.744
4	34.374	30.594	23.095	18.933	1'46.996	270,2	15:23'02.740
5	33.780	30.640	23.411	19.054	1'46.885	264,3	15:24'49.625
6	34.206	31.768	23.575	19.015	1'48.564	262,4	15:26'38.189
7	34.109	30.978	22.859	19.134	1'47.080	263,0	15:28'25.269
8	34.183	30.939	22.941	19.102	1'47.165	259,2	15:30'12.434
9	34.200	30.887	23.015	19.217	1'47.319	259,2	15:31'59.753
10	34.596	30.567	23.096	19.163	1'47.422	257,4	15:33'47.175
11	34.013	30.824	22.987	19.125	1'46.949	258,6	15:35'34.124
12	34.004	30.733	22.972	19.078	1'46.787	260,5	15:37'20.911
13	33.990	30.647	22.988	18.965	1'46.590	261,1	15:39'07.501

02/10/2021 P = Pits In/Out - C = Lap Time Cancelled

These data/results cannot be reproduced, stored and/or transmitted in whole or in part by any manner of electronic, mechanical, photocopying, recording, broadcasting or otherwise now known or herein after developed without the previous express consent by the copyright owner, except for reproduction in daily press and regular printed publications on sale to the public within 60 days of the event related to those data/results and always provided that copyright symbol appears together as follows below.

© DORNA WSBK ORGANIZATION Srl 2021



Motul Portuguese Round, 1-3 October 2021

Chronological Analysis Race 1

Portimao 4.592 m

4 / 5

Start at 15:15'50.188

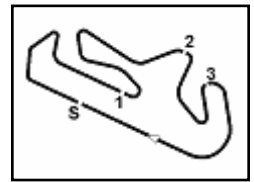
20°								23°							
92 B. VAN EERDE (1'46.777)								42 S. FROSSARD (1'47.297)							
Lap	Seg.1	Seg.2	Seg.3	Seg.4	Lap Time	km/h	Local Time	Lap	Seg.1	Seg.2	Seg.3	Seg.4	Lap Time	km/h	Local Time
1		31.804	23.400	19.091	1'52.746	188,8	15:17'42.934	1		32.760	23.668	19.081	1'54.635	186,2	15:17'44.823
2	34.396	30.677	22.894	18.810	1'46.777	263,7	15:19'29.711	2	34.343	31.378	23.545	19.295	1'48.561	273,6	15:19'33.384
3	34.704	30.723	23.074	18.953	1'47.454	272,3	15:21'17.165	3	34.452	30.952	23.257	19.369	1'48.030	270,9	15:21'21.414
4	34.677	30.637	23.410	19.232	1'47.956	264,9	15:23'05.121	4	34.307	30.749	23.138	19.335	1'47.529	261,1	15:23'08.943
5	34.531	30.633	23.679	19.187	1'48.030	260,5	15:24'53.151	5	34.612	33.445	23.374	19.322	1'50.753	261,7	15:24'59.696
6	34.503	30.789	23.202	19.083	1'47.577	263,7	15:26'40.728	6	34.530	31.301	23.085	19.435	1'48.351	263,7	15:26'48.047
7	34.139	30.767	23.160	19.043	1'47.109	268,9	15:28'27.837	7	34.585	31.093	23.566	19.208	1'48.452	263,0	15:28'36.499
8	34.547	30.740	23.036	19.071	1'47.394	261,7	15:30'15.231	8	34.426	31.046	23.174	19.315	1'47.961	261,7	15:30'24.460
9	34.362	30.715	23.057	18.969	1'47.103	262,4	15:32'02.334	9	34.202	30.799	23.085	19.378	1'47.464	259,2	15:32'11.924
10	34.280	30.572	23.078	19.000	1'46.930	264,3	15:33'49.264	10	34.287	30.749	22.978	19.318	1'47.332	259,9	15:33'59.256
11	34.405	30.629	23.267	19.285	1'47.586	261,7	15:35'36.850	11	34.605	30.806	23.085	19.339	1'47.835	258,6	15:35'47.091
12	35.045	30.689	23.233	18.942	1'47.909	259,9	15:37'24.759	12	34.311	30.975	23.217	19.494	1'47.997	261,1	15:37'35.088
13	34.244	30.917	23.117	18.907	1'47.185	261,7	15:39'11.944	13	34.400	30.619	22.960	19.318	1'47.297	261,1	15:39'22.385
14	34.322	30.725	23.111	18.836	1'46.994	267,6	15:40'58.938	14	34.157	30.860	23.017	19.540	1'47.574	260,5	15:41'09.959
15	34.513	30.712	23.112	19.124	1'47.461	257,4	15:42'46.399	15	34.259	31.125	23.010	19.408	1'47.802	259,9	15:42'57.761
16	34.319	30.912	23.153	19.156	1'47.540	261,1	15:44'33.939	16	34.196	30.846	24.290	19.448	1'48.780	261,1	15:44'46.541
17	34.649	30.966	23.029	18.980	1'47.624	263,0	15:46'21.563	17	34.201	31.301	24.450	20.123	1'50.075	260,5	15:46'36.616
Race Time 30'30.986								Race Time 30'46.428							
21°								24°							
95 V. TAKALA (1'46.707)								2 L. MONTELLA (1'48.020)							
Lap	Seg.1	Seg.2	Seg.3	Seg.4	Lap Time	km/h	Local Time	Lap	Seg.1	Seg.2	Seg.3	Seg.4	Lap Time	km/h	Local Time
1		31.996	23.437	18.781	1'53.009	178,2	15:17'43.197	1		32.037	23.560	19.247	1'53.808	186,2	15:17'43.996
2	34.393	31.202	23.236	18.894	1'47.725	258,6	15:19'30.922	2	35.295	31.066	23.532	19.211	1'49.104	266,9	15:19'33.100
3	34.527	30.857	23.171	18.936	1'47.491	264,9	15:21'18.413	3	34.582	30.975	23.751	19.060	1'48.368	264,9	15:21'21.468
4	34.545	30.785	23.170	18.959	1'47.459	263,7	15:23'05.872	4	34.648	30.898	23.300	19.174	1'48.020	263,7	15:23'09.488
5	34.398	30.751	23.766	18.803	1'47.718	266,2	15:24'53.590	5	34.468	30.923	23.432	19.440	1'48.263	264,3	15:24'57.751
6	34.346	31.025	23.150	18.770	1'47.291	263,7	15:26'40.881	6	34.659	31.339	23.483	19.356	1'48.837	261,7	15:26'46.588
7	34.383	30.865	23.175	18.678	1'47.101	254,4	15:28'27.982	7	34.703	31.015	23.493	19.327	1'48.538	261,1	15:28'35.126
8	34.045	30.864	23.049	18.921	1'46.879	266,2	15:30'14.861	8	34.509	31.165	23.340	19.329	1'48.343	258,0	15:30'23.469
9	34.243	30.756	23.203	18.945	1'47.147	260,5	15:32'02.008	9	34.493	31.088	23.280	19.531	1'48.392	257,4	15:32'11.861
10	34.101	30.778	23.026	18.953	1'46.858	261,1	15:33'48.866	10	34.564	31.111	25.763	19.318	1'50.756	256,2	15:34'02.617
11	34.118	30.641	23.073	18.875	1'46.707	258,6	15:35'35.573	11	34.462	31.948	23.388	19.275	1'49.073	256,8	15:35'51.690
12	34.028	30.797	23.127	18.894	1'46.846	262,4	15:37'22.419	12	34.723	30.962	23.718	19.285	1'48.688	258,0	15:37'40.378
13	34.129	30.641	26.530	18.812	1'50.112	264,3	15:39'12.531	13	34.404	31.207	23.267	19.206	1'48.084	258,6	15:39'28.462
14	34.081	31.016	23.212	18.781	1'47.090	263,7	15:40'59.621	14	34.507	31.112	23.480	19.290	1'48.389	258,0	15:41'16.851
15	34.387	30.949	23.064	18.729	1'47.129	261,7	15:42'46.750	15	34.853	31.311	23.409	19.316	1'48.889	258,0	15:43'05.740
16	34.452	30.854	23.280	19.344	1'47.930	261,1	15:44'34.680	16	34.616	31.529	23.414	19.185	1'48.744	258,6	15:44'54.484
17	34.137	31.085	23.019	18.812	1'47.053	267,6	15:46'21.733	17	34.608	31.403	24.063	19.367	1'49.441	258,0	15:46'43.925
Race Time 30'31.545								Race Time 30'53.737							
22°								25°							
55 G. HENDRA PRATAMA (1'46.965)								82 P. ROMERO BARBOSA (1'48.567)							
Lap	Seg.1	Seg.2	Seg.3	Seg.4	Lap Time	km/h	Local Time	Lap	Seg.1	Seg.2	Seg.3	Seg.4	Lap Time	km/h	Local Time
1		32.253	23.540	19.098	1'53.873	186,5	15:17'44.061	1		31.814	23.589	19.093	1'54.523	188,1	15:17'44.711
2	34.510	31.000	23.303	19.029	1'47.842	266,2	15:19'31.903	2	35.104	31.258	23.402	18.966	1'48.730	268,2	15:19'33.441
3	34.507	30.801	23.241	18.947	1'47.496	267,6	15:21'19.399	3	34.844	31.088	23.561	19.074	1'48.567	269,6	15:21'22.008
4	34.210	30.794	23.223	19.054	1'47.281	264,9	15:23'06.680	4	34.823	31.282	23.377	19.357	1'48.839	262,4	15:23'10.847
5	34.294	30.753	23.797	19.094	1'47.938	266,2	15:24'54.618	5	34.797	32.090	23.820	19.454	1'50.161	256,2	15:25'01.008
6	34.084	30.877	23.271	19.013	1'47.245	265,6	15:26'41.863	6	35.349	31.265	23.619	19.305	1'49.538	246,8	15:26'50.546
7	34.152	30.693	23.215	18.905	1'46.965	265,6	15:28'28.828	7	34.857	31.183	23.674	19.315	1'49.029	248,5	15:28'39.575
8	34.116	30.950	23.296	19.004	1'47.366	265,6	15:30'16.194	8	34.781	31.234	23.470	19.500	1'48.985	255,0	15:30'28.560
9	34.156	30.643	23.275	19.013	1'47.087	264,9	15:32'03.281	9	35.052	31.390	23.638	19.473	1'49.553	250,3	15:32'18.113
10	34.164	30.791	23.186	19.067	1'47.208	264,9	15:33'50.489	10	34.722	31.293	23.564	19.461	1'49.040	253,2	15:34'07.153
11	34.168	30.744	23.162	19.189	1'47.263	263,0	15:35'37.752	11	34.732	31.437	23.643	19.317	1'49.129	252,0	15:35'56.282
12	34.476	30.906	23.245	19.215	1'47.842	266,2	15:37'25.594	12	34.631	31.545	23.656	19.201	1'49.033	253,8	15:37'45.315
13	34.048	30.858	23.495	18.859	1'47.260	264,3	15:39'12.854	13	34.656	31.504	23.937	19.398	1'49.495	256,2	15:39'34.810
14	34.236	30.751	23.377	18.938	1'47.302	270,2	15:41'00.156	14	34.777	31.335	24.009	19.490	1'49.611	252,6	15:41'24.421
15	34.304	31.090	23.212	18.955	1'47.561	264,9	15:42'47.717	15	34.883	31.554	23.878	19.431	1'49.746	253,2	15:43'14.167
16	34.276	30.877	23.350	18.980	1'47.483	266,2	15:44'35.200	16	34.774	31.543	23.926	19.427	1'49.670	253,8	15:45'03.837
17	34.166	30.924	23.163	19.178	1'47.431	268,2	15:46'22.631	17	34.976	31.711	24.005	19.544	1'50.236	253,2	15:46'54.073
Race Time 30'32.443								Race Time 31'03.885							
26°								40 U. ORRADRE (1'47.044)							
Lap	Seg.1	Seg.2	Seg.3	Seg.4	Lap Time	km/h	Local Time	Lap	Seg.1	Seg.2	Seg.3	Seg.4	Lap Time	km/h	Local Time
1								1		31.416	23.295	18.941	1'52.180	182,7	15:17'42.368

02/10/2021 P = Pits In/Out - C = Lap Time Cancelled

These data/results cannot be reproduced, stored and/or transmitted in whole or in part by any manner of electronic, mechanical, photocopying, recording, broadcasting or otherwise now known or herein after developed without the previous express consent by the copyright owner, except for reproduction in daily press and regular printed publications on sale to the public within 60 days of the event related to those data/results and always provided that copyright symbol appears together as follows below.

© DORNA WSBK ORGANIZATION Srl 2021





Motul Portuguese Round, 1-3 October 2021

Chronological Analysis Race 1

Start at 15:15'50.188

2	34.208	30.696	23.007	19.156	1'47.067	270,2	15:19'29.435
3	37.789	35.167	24.211	38.740	2'15.907P	270,2	15:21'45.342
4	4'12.751	31.348	23.400	19.645	5'27.144P		15:27'12.486
5	34.385	31.089	23.305	19.556	1'48.335	256,8	15:29'00.821
6	34.156	30.918	22.988	19.450	1'47.512	257,4	15:30'48.333
7	34.217	30.679	23.281	19.439	1'47.616	257,4	15:32'35.949
8	34.156	30.667	23.173	19.519	1'47.515	258,0	15:34'23.464
9	34.175	30.817	23.138	19.462	1'47.592	259,2	15:36'11.056
10	33.838	30.868	23.387	19.452	1'47.545	260,5	15:37'58.601
11	34.092	30.829	23.135	19.374	1'47.430	261,1	15:39'46.031
12	34.194	30.762	23.076	19.428	1'47.460	260,5	15:41'33.491
13	34.100	30.737	23.126	19.394	1'47.357	263,0	15:43'20.848
14	34.021	30.728	23.081	19.357	1'47.187	261,7	15:45'08.035
15	33.948	30.659	23.053	19.384	1'47.044	261,7	15:46'55.079

Race Time 31'04.891

RET 28 G. VAN STRAALEN (1'45.725)							
Lap	Seg.1	Seg.2	Seg.3	Seg.4	Lap Time	km/h	Local Time
1		30.914	23.069	18.884	1'50.084	171,2	15:17'40.272
2	34.536	30.696	22.834	18.822	1'46.888	264,3	15:19'27.160
3	34.382	30.407	22.969	18.962	1'46.720	264,9	15:21'13.880
4	34.436	30.167	22.843	18.883	1'46.329	263,7	15:23'00.209
5	33.931	30.277	22.905	18.963	1'46.076	267,6	15:24'46.285
6	33.872	30.089	22.663	19.101	1'45.725	270,2	15:26'32.010
7	33.980	30.448	22.912	18.945	1'46.285	259,9	15:28'18.295
8	34.024	30.568	22.826	19.144	1'46.562	258,6	15:30'04.857
9	34.241	30.395	22.854	18.995	1'46.485	258,0	15:31'51.342
10	34.265	30.460	22.931	19.082	1'46.738	268,2	15:33'38.080
11	34.106	30.151	22.971	18.927	1'46.155	263,7	15:35'24.235
12	34.023	30.561	23.184	19.001	1'46.769	266,9	15:37'11.004
13	34.048	30.470	22.938	19.031	1'46.487	265,6	15:38'57.491
14	33.956	30.379	22.850	19.005	1'46.190	263,0	15:40'43.681

Race Time 24'53.493

RET 96 D. SANCHIS MARTINEZ (1'46.580)							
Lap	Seg.1	Seg.2	Seg.3	Seg.4	Lap Time	km/h	Local Time
1		32.040	23.319	19.067	1'52.897	180,9	15:17'43.085
2	34.044	30.680	22.902	18.954	1'46.580	277,8	15:19'29.665
3	34.192	30.737	22.885	18.915	1'46.729	266,2	15:21'16.394
4	34.151	30.662	22.959	18.936	1'46.708	267,6	15:23'03.102
5	34.013	1'24.549	35.319	44.658	3'18.539P	267,6	15:26'21.641

Race Time 10'31.453

RET 34 K. MANFREDI (1'46.388)							
Lap	Seg.1	Seg.2	Seg.3	Seg.4	Lap Time	km/h	Local Time
1		32.292	23.014	19.074	1'51.835	174,8	15:17'42.023
2	34.272	30.517	22.834	18.867	1'46.490	263,7	15:19'28.513
3	33.830	31.399	22.778	18.960	1'46.967	270,2	15:21'15.480
4	34.436	30.254	22.790	18.908	1'46.388	261,7	15:23'01.868

Race Time 7'11.680

RET 69 E. MONTERO HUERTA (1'49.623)							
Lap	Seg.1	Seg.2	Seg.3	Seg.4	Lap Time	km/h	Local Time
1		32.619	23.651	19.343	1'55.016	184,9	15:17'45.204
2	34.897	31.371	23.920	19.435	1'49.623	265,6	15:19'34.827

Race Time 3'44.639

02/10/2021 P = Pits In/Out - C = Lap Time Cancelled

These data/results cannot be reproduced, stored and/or transmitted in whole or in part by any manner of electronic, mechanical, photocopying, recording, broadcasting or otherwise now known or herein after developed without the previous express consent by the copyright owner, except for reproduction in daily press and regular printed publications on sale to the public within 60 days of the event related to those data/results and always provided that copyright symbol appears together as follows below.

© DORNA WSBK ORGANIZATION Srl 2021