

## Motul Portuguese Round, 1-3 October 2021

### Biographical Entry List

Portimao 4.592 m

No.	Rider (Abbreviation)	Nat	Bike	Wins	Podiums	Pole	Races	Tyres	Class
Age	Date of Birth	Place of Birth	Team	2021	2021	2021	2021		
1	<b>2</b> MONTELLA Luigi (MoL)	ITA	Yamaha YZF R6				27	Pirelli	*
	22 22/12/1998	Napoli	Chiodo Moto Racing				17		
2	<b>3</b> DE ROSA Raffaele (DeR)	ITA	Kawasaki ZX-6R		15		84	Pirelli	
	34 25/03/1987	Napoli	Orelac Racing VerdNatura		3		17		
3	<b>4</b> ODENDAAL Steven (Ode)	RSA	Yamaha YZF R6	4	10		32	Pirelli	
	28 02/03/1993	Johannesburg	Evan Bros. WorldSSP Yamaha Team	4	10		17		
4	<b>5</b> OETTL Philipp (Oet)	GER	Kawasaki ZX-6R		11	1	32	Pirelli	
	25 03/05/1996	Bad Reichenhall	Kawasaki Puccetti Racing		7	1	17		
5	<b>6</b> HERRERA Maria (Her)	ESP	Yamaha YZF R6				27	Pirelli	*
	25 26/08/1996	Toledo	Biblion Iberica Yamaha Motoxrcing				13		
6	<b>16</b> CLUZEL Jules (Clu)	FRA	Yamaha YZF R6	20	57	22	107	Pirelli	
	32 12/10/1988	Montlucon	GMT94 Yamaha		4	1	15		
7	<b>21</b> KRUMMENACHER Randy (Kru)	SUI	Yamaha YZF R6	7	16	4	54	Pirelli	
	31 24/02/1990	Zurich	CM Racing	1	2		17		
8	<b>22</b> FULIGNI Federico (Ful)	ITA	Yamaha YZF R6				42	Pirelli	
	26 01/06/1995	Bologna	VFT Racing				17		
9	<b>24</b> TACCINI Leonardo (Tac)	ITA	Kawasaki ZX-6R				17	Pirelli	*
	19 18/09/2002	Rome	Orelac Racing VerdNatura				17		
10	<b>25</b> BRENNER Marcel (Bre)	SUI	Yamaha YZF R6				9	Pirelli	
	24 25/07/1997	Ostermundigen	VFT Racing				9		
11	<b>28</b> VAN STRAALEN Glenn (vSt)	NED	Yamaha YZF R6				23	Pirelli	
	21 30/09/2000	Hoogkarspel	EAB Racing Team				3		
12	<b>34</b> MANFREDI Kevin (Man)	ITA	Yamaha YZF R6				33	Pirelli	*
	26 03/01/1995	Sarzana	Altogo Racing Team				17		
13	<b>38</b> SOOMER Hannes (Soo)	EST	Yamaha YZF R6		3		62	Pirelli	
	23 17/02/1998	Tallinn	Kallio Racing				11		
14	<b>40</b> ORRADRE Unai (Orr)	ESP	Yamaha YZF R6				5	Pirelli	
	17 09/04/2004	La Rioja	Yamaha MS Racing				5		
15	<b>42</b> FROSSARD Stephane (Fro)	SUI	Yamaha YZF R6				20	Pirelli	*
	26 05/05/1995	Bienne	Moto Team Jura Vitesse				16		
16	<b>45</b> KAWASAKI Shogo (Kaw)	JPN	Kawasaki ZX-6R				9	Pirelli	
	19 12/09/2002	Komae	G.A.P. MOTOZOO Racing by Puccetti				9		
17	<b>49</b> VIU Aleix (Viu)	ESP	Yamaha YZF R6					Pirelli	
	20 03/10/2000	Vilassar De Mar	Yamaha MS Racing						
18**	<b>50</b> VOSTATEK Ondrej (Vos)	CZE	Yamaha YZF R6				4	Pirelli	
	17 06/08/2004	Praha	IXS-YART Yamaha				4		
19**	<b>52</b> HOBELSBERGER Patrick (Hob)	GER	Yamaha YZF R6				17	Pirelli	
	25 04/09/1996	Landau	Bonovo MGM Racing				3		
20	<b>55</b> HENDRA PRATAMA Galang (Hen)	INA	Yamaha YZF R6				31	Pirelli	
	22 10/03/1999	Yogyakarta	Ten Kate Racing Yamaha				16		
21	<b>56</b> SEBESTYEN Peter (Seb)	HUN	Yamaha YZF R6				53	Pirelli	
	27 16/05/1994	Budapest	Evan Bros. WorldSSP Yamaha Team				11		
22	<b>61</b> ONCU Can Alexander (Onc)	TUR	Kawasaki ZX-6R		1		32	Pirelli	
	18 26/07/2003	Alanya	Kawasaki Puccetti Racing		1		17		
23	<b>66</b> TUULI Niki (Tuu)	FIN	MV Agusta F3 675	1	7	1	37	Pirelli	
	25 26/11/1995	Myrskylä	MV Agusta Corse Clienti		2		16		
24	<b>69</b> MONTERO HUERTA Eduardo (MoH)	ESP	Yamaha YZF R6				11	Pirelli	*
	18 23/12/2002	Alcobendas	DK Motorsport				11		
25	<b>71</b> BERGMAN Christoffer (Beg)	SWE	Yamaha YZF R6				28	Pirelli	
	31 06/10/1989	Karlstad	Wojcik Racing Team				13		
26	<b>77</b> AEGERTER Dominique (Aeg)	SUI	Yamaha YZF R6	10	12	3	15	Pirelli	
	31 30/09/1990	Röthenbach Im Emmental Be	Ten Kate Racing Yamaha	10	12	3	15		
27	<b>81</b> GONZALEZ Manuel (Gon)	ESP	Yamaha YZF R6	2	5	2	31	Pirelli	
	19 04/08/2002	Madrid	Yamaha ParkinGo Team	2	5	2	16		
28	<b>82</b> ROMERO BARBOSA Pedro Nuno (Rom)	POR	Kawasaki ZX-6R					Pirelli	*
	21 12/08/2000	Samora Correia	G.A.P. MOTOZOO Racing by Puccetti						
29	<b>91</b> MONTELLA Yari (MoY)	ITA	Yamaha YZF R6					Pirelli	
	21 05/01/2000	Oliveto Citra	GMT94 Yamaha						
30**	<b>92</b> VAN EERDE Bill (VEe)	AUS	Yamaha YZF R6				2	Pirelli	
	19 02/05/2002	Douglas	IXS-YART Yamaha				2		
31**	<b>94</b> CARICASULO Federico (Car)	ITA	Yamaha YZF R6	6	20	9	65	Pirelli	
	25 06/04/1996	Ravenna	Biblion Iberica Yamaha Motoxrcing			1	17		
32	<b>95</b> TAKALA Vertti (Tak)	FIN	Yamaha YZF R6				17	Pirelli	
	26 20/01/1995	Äänekoski	Kallio Racing				17		
33	<b>96</b> SANCHIS MARTINEZ David (San)	ESP	Yamaha YZF R6				7	Pirelli	
	23 29/09/1998	Alzira	WRP Wepol Racing				7		

## Motul Portuguese Round, 1-3 October 2021

### Results Free Practice 1st Session

Portimao 4.592 m

1 / 2

No.	Rider	Nat	Team	Bike	Class	Time	Gap	Rel.	Laps	Speed	
										Avg	Max
1	81 M. GONZALEZ	ESP	Yamaha ParkinGo Team	Yamaha YZF R6		<b>1'44.188</b>			18	158,667	<b>277,1</b>
2	16 J. CLUZEL	FRA	GMT94 Yamaha	Yamaha YZF R6		<b>1'44.358</b>	0.170	0.170	22	158,409	<b>277,1</b>
3	94 F. CARICASULO	ITA	Biblion Iberica Yamaha Motoxrcing	Yamaha YZF R6		<b>1'44.529</b>	0.341	0.171	21	158,149	<b>276,4</b>
4	4 S. ODENDAAL	RSA	Evan Bros. WorldSSP Yamaha Team	Yamaha YZF R6		<b>1'44.618</b>	0.430	0.089	16	158,015	<b>276,4</b>
5	61 C. ONCU	TUR	Kawasaki Puccetti Racing	Kawasaki ZX-6R		<b>1'44.954</b>	0.766	0.336	18	157,509	<b>275,7</b>
6	5 P. OETTL	GER	Kawasaki Puccetti Racing	Kawasaki ZX-6R		<b>1'44.956</b>	0.768	0.002	20	157,506	<b>279,3</b>
7	3 R. DE ROSA	ITA	Orelac Racing VerdNatura	Kawasaki ZX-6R		<b>1'44.980</b>	0.792	0.024	18	157,470	<b>275,0</b>
8	77 D. AEGERTER	SUI	Ten Kate Racing Yamaha	Yamaha YZF R6		<b>1'45.125</b>	0.937	0.145	20	157,253	<b>277,1</b>
9	91 Y. MONTELLA	ITA	GMT94 Yamaha	Yamaha YZF R6		<b>1'45.240</b>	1.052	0.115	21	157,081	<b>276,4</b>
10	56 P. SEBESTYEN	HUN	Evan Bros. WorldSSP Yamaha Team	Yamaha YZF R6		<b>1'45.586</b>	1.398	0.346	18	156,566	<b>276,4</b>
11	21 R. KRUMMENACHER	SUI	CM Racing	Yamaha YZF R6		<b>1'45.707</b>	1.519	0.121	2	156,387	<b>274,3</b>
12	25 M. BRENNER	SUI	VFT Racing	Yamaha YZF R6		<b>1'45.787</b>	1.599	0.080	18	156,269	<b>274,3</b>
13	71 C. BERGMAN	SWE	Wojcik Racing Team	Yamaha YZF R6		<b>1'45.853</b>	1.665	0.066	19	156,171	<b>278,6</b>
14	96 D. SANCHIS MARTINEZ	ESP	WRP Wepol Racing	Yamaha YZF R6		<b>1'45.869</b>	1.681	0.016	18	156,148	<b>273,6</b>
15	52 P. HOBELSBERGER	GER	Bonovo MGM Racing	Yamaha YZF R6		<b>1'45.874</b>	1.686	0.005	16	156,140	<b>275,0</b>
16	28 G. VAN STRAALLEN	NED	EAB Racing Team	Yamaha YZF R6		<b>1'46.058</b>	1.870	0.184	20	155,869	<b>280,0</b>
17	34 K. MANFREDI	ITA	Altoogo Racing Team	Yamaha YZF R6		<b>1'46.096</b>	1.908	0.038	19	155,814	<b>277,1</b>
18	38 H. SOOMER	EST	Kallio Racing	Yamaha YZF R6		<b>1'46.100</b>	1.912	0.004	17	155,808	<b>277,8</b>
19	22 F. FULIGNI	ITA	VFT Racing	Yamaha YZF R6		<b>1'46.186</b>	1.998	0.086	21	155,682	<b>275,0</b>
20	66 N. TUULI	FIN	MV Agusta Corse Clienti	MV Agusta F3 675		<b>1'46.247</b>	2.059	0.061	5	155,592	<b>275,7</b>
21	40 U. ORRADRE	ESP	Yamaha MS Racing	Yamaha YZF R6		<b>1'46.326</b>	2.138	0.079	19	155,477	<b>277,8</b>
22	24 L. TACCINI	ITA	Orelac Racing VerdNatura	Kawasaki ZX-6R		<b>1'46.341</b>	2.153	0.015	19	155,455	<b>275,0</b>
23	50 O. VOSTATEK	CZE	IXS-YART Yamaha	Yamaha YZF R6		<b>1'46.459</b>	2.271	0.118	20	155,282	<b>278,6</b>
24	6 M. HERRERA	ESP	Biblion Iberica Yamaha Motoxrcing	Yamaha YZF R6		<b>1'46.912</b>	2.724	0.453	19	154,624	<b>273,6</b>
25	49 A. VIU	ESP	Yamaha MS Racing	Yamaha YZF R6		<b>1'47.026</b>	2.838	0.114	20	154,460	<b>273,6</b>
26	55 G. HENDRA PRATAMA	INA	Ten Kate Racing Yamaha	Yamaha YZF R6		<b>1'47.148</b>	2.960	0.122	16	154,284	<b>273,6</b>
27	95 V. TAKALA	FIN	Kallio Racing	Yamaha YZF R6		<b>1'47.656</b>	3.468	0.508	20	153,556	<b>272,9</b>
28	2 L. MONTELLA	ITA	Chiodo Moto Racing	Yamaha YZF R6		<b>1'47.782</b>	3.594	0.126	19	153,376	<b>272,3</b>
29	42 S. FROSSARD	SUI	Moto Team Jura Vitesse	Yamaha YZF R6		<b>1'48.343</b>	4.155	0.561	21	152,582	<b>277,1</b>
30	92 B. VAN EERDE	AUS	IXS-YART Yamaha	Yamaha YZF R6		<b>1'48.375</b>	4.187	0.032	19	152,537	<b>270,9</b>
31	69 E. MONTERO HUERTA	ESP	DK Motorsport	Yamaha YZF R6		<b>1'48.873</b>	4.685	0.498	17	151,839	<b>269,6</b>
32	82 P. ROMERO BARBOSA	POR	G.A.P. MOTOZOO Racing by Puccetti	Kawasaki ZX-6R		<b>1'49.080</b>	4.892	0.207	19	151,551	<b>275,0</b>
33	45 S. KAWASAKI	JPN	G.A.P. MOTOZOO Racing by Puccetti	Kawasaki ZX-6R		<b>1'49.821</b>	5.633	0.741	19	150,529	<b>272,3</b>

Qualifying Lap Time (107% of 1'44.188): 1'51.482

\* WorldSSP Challenge

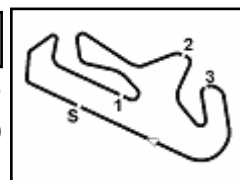
AIR	Humidity:	44%	Temp:	26°C
TRACK	Condition:	Dry	Temp:	40°C

Records	Pole (SP)	2019 F.Caricasulo	1'44.220	158,620	Km/h
	Race (RC)	2010 M.Pirro	1'45.180	157,170	Km/h
	All Times (SP)	2019 F.Caricasulo	1'44.220	158,620	Km/h

Start 01/10/2021 11:25 End 12:25 The results are provisional until the end of the time limit for protests and appeals and the completion of the technical checks.

These data/results cannot be reproduced, stored and/or transmitted in whole or in part by any manner of electronic, mechanical, photocopying, recording, broadcasting or otherwise now known or herein after developed without the previous express consent by the copyright owner, except for reproduction in daily press and regular printed publications on sale to the public within 60 days of the event related to those data/results and always provided that copyright symbol appears together as follows below.

© DORNA WSBK ORGANIZATION Srl 2021



## Motul Portuguese Round, 1-3 October 2021

### Results Free Practice 1st Session

#### Session Highlights

Local Time	No. Rider	Description
11.25.00		Start
11.25.24		WorldSSP Pit Intervention Time: 1min 50secs
11.30.25	21 R. KRUMMENACHER	Stop - Technical Problem
11.31.29	21 R. KRUMMENACHER	Technical Problem - Turn 4
11.31.51		RED FLAG
11.45.00		Session Restart
11.51.33	66 N. TUULI	Technical Problem - Turn 5
11.53.30	38 H. SOOMER	Crashed - Turn 5
11.53.43	38 H. SOOMER	Re-joined
12.16.57	21 R. KRUMMENACHER	Stop - Technical Problem
12.24.02	95 V. TAKALA	Lap Cancelled (1'47.701) - Exceeded Track Limits - Turn 15
12.25.35		End Of Session

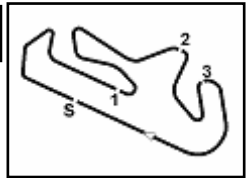
#### Fastest Laps Sequence

No.	Rider	Nat	Team	Bike	Local Time	Time	Gap	Avg
81	M. GONZALEZ	ESP	Yamaha ParkinGo Team	Yamaha YZF R6	11:28'47.385	<b>1'46.384</b>		155,392
21	R. KRUMMENACHER	SUI	CM Racing	Yamaha YZF R6	11:28'47.417	<b>1'45.707</b>	-0.677	156,387
4	S. ODENDAAL	RSA	Evan Bros. WorldSSP Yamaha Team	Yamaha YZF R6	11:49'32.323	<b>1'45.532</b>	-0.175	156,646
16	J. CLUZEL	FRA	GMT94 Yamaha	Yamaha YZF R6	11:49'48.907	<b>1'45.410</b>	-0.122	156,828
4	S. ODENDAAL	RSA	Evan Bros. WorldSSP Yamaha Team	Yamaha YZF R6	11:51'17.301	<b>1'44.978</b>	-0.432	157,473
81	M. GONZALEZ	ESP	Yamaha ParkinGo Team	Yamaha YZF R6	11:53'04.608	<b>1'44.941</b>	-0.037	157,529
16	J. CLUZEL	FRA	GMT94 Yamaha	Yamaha YZF R6	11:58'37.045	<b>1'44.757</b>	-0.184	157,805
16	J. CLUZEL	FRA	GMT94 Yamaha	Yamaha YZF R6	12:03'53.535	<b>1'44.358</b>	-0.399	158,409
81	M. GONZALEZ	ESP	Yamaha ParkinGo Team	Yamaha YZF R6	12:22'01.185	<b>1'44.188</b>	-0.170	158,667

Start 11:25 End 12:25 The results are provisional until the end of the time limit for protests and appeals and the completion of the technical checks.

These data/results cannot be reproduced, stored and/or transmitted in whole or in part by any manner of electronic, mechanical, photocopying, recording, broadcasting or otherwise now known or herein after developed without the previous express consent by the copyright owner, except for reproduction in daily press and regular printed publications on sale to the public within 60 days of the event related to those data/results and always provided that copyright symbol appears together as follows below.

© DORNA WSBK ORGANIZATION Srl 2021



## Motul Portuguese Round, 1-3 October 2021

### Best Sectors & Speed Free Practice 1st Session

BEST LAP		
1	81 M. GONZALEZ	Yamaha YZF R6 1'44.188
2	16 J. CLUZEL	Yamaha YZF R6 1'44.358
3	94 F. CARICASULO	Yamaha YZF R6 1'44.529
4	4 S. ODENDAAL	Yamaha YZF R6 1'44.618
5	61 C. ONCU	Kawasaki ZX-6R 1'44.954
6	5 P. OETTL	Kawasaki ZX-6R 1'44.956
7	3 R. DE ROSA	Kawasaki ZX-6R 1'44.980
8	77 D. AEGERTER	Yamaha YZF R6 1'45.125
9	91 Y. MONTELLA	Yamaha YZF R6 1'45.240
10	56 P. SEBESTYEN	Yamaha YZF R6 1'45.586
11	21 R. KRUMMENACHER	Yamaha YZF R6 1'45.707
12	25 M. BRENNER	Yamaha YZF R6 1'45.787
13	71 C. BERGMAN	Yamaha YZF R6 1'45.853
14	96 D. SANCHIS MARTINEZ	Yamaha YZF R6 1'45.869
15	52 P. HOBELBERGER	Yamaha YZF R6 1'45.874
16	28 G. VAN STRAALEN	Yamaha YZF R6 1'46.058
17	34 K. MANFREDI	Yamaha YZF R6 1'46.096
18	38 H. SOOMER	Yamaha YZF R6 1'46.100
19	22 F. FULIGNI	Yamaha YZF R6 1'46.186
20	66 N. TUULI	MV Agusta F3 675 1'46.247
21	40 U. ORRADRE	Yamaha YZF R6 1'46.326
22	24 L. TACCINI	Kawasaki ZX-6R 1'46.341
23	50 O. VOSTATEK	Yamaha YZF R6 1'46.459
24	6 M. HERRERA	Yamaha YZF R6 1'46.912
25	49 A. VIU	Yamaha YZF R6 1'47.026
26	55 G. HENDRA PRATAMA	Yamaha YZF R6 1'47.148
27	95 V. TAKALA	Yamaha YZF R6 1'47.656
28	2 L. MONTELLA	Yamaha YZF R6 1'47.782
29	42 S. FROSSARD	Yamaha YZF R6 1'48.343
30	92 B. VAN EERDE	Yamaha YZF R6 1'48.375
31	69 E. MONTERO HUERTA	Yamaha YZF R6 1'48.873
32	82 P. ROMERO BARBOSA	Kawasaki ZX-6R 1'49.080
33	45 S. KAWASAKI	Kawasaki ZX-6R 1'49.821

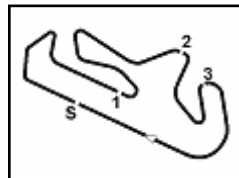
SPEED		
1	28 G. VAN STRAALEN	Yamaha YZF R6 280.0
2	5 P. OETTL	Kawasaki ZX-6R 279.3
3	71 C. BERGMAN	Yamaha YZF R6 278.6
4	50 O. VOSTATEK	Yamaha YZF R6 278.6
5	38 H. SOOMER	Yamaha YZF R6 277.8
6	40 U. ORRADRE	Yamaha YZF R6 277.8
7	81 M. GONZALEZ	Yamaha YZF R6 277.1
8	77 D. AEGERTER	Yamaha YZF R6 277.1
9	34 K. MANFREDI	Yamaha YZF R6 277.1
10	42 S. FROSSARD	Yamaha YZF R6 277.1
11	16 J. CLUZEL	Yamaha YZF R6 277.1
12	91 Y. MONTELLA	Yamaha YZF R6 276.4
13	4 S. ODENDAAL	Yamaha YZF R6 276.4
14	94 F. CARICASULO	Yamaha YZF R6 276.4
15	56 P. SEBESTYEN	Yamaha YZF R6 276.4
16	66 N. TUULI	MV Agusta F3 675 275.7
17	61 C. ONCU	Kawasaki ZX-6R 275.7
18	82 P. ROMERO BARBOSA	Kawasaki ZX-6R 275.0
19	3 R. DE ROSA	Kawasaki ZX-6R 275.0
20	22 F. FULIGNI	Yamaha YZF R6 275.0
21	52 P. HOBELBERGER	Yamaha YZF R6 275.0
22	24 L. TACCINI	Kawasaki ZX-6R 275.0
23	25 M. BRENNER	Yamaha YZF R6 274.3
24	21 R. KRUMMENACHER	Yamaha YZF R6 274.3
25	49 A. VIU	Yamaha YZF R6 273.6
26	96 D. SANCHIS MARTINEZ	Yamaha YZF R6 273.6
27	55 G. HENDRA PRATAMA	Yamaha YZF R6 273.6
28	6 M. HERRERA	Yamaha YZF R6 273.6
29	95 V. TAKALA	Yamaha YZF R6 272.9
30	2 L. MONTELLA	Yamaha YZF R6 272.3
31	45 S. KAWASAKI	Kawasaki ZX-6R 272.3
32	92 B. VAN EERDE	Yamaha YZF R6 270.9
33	69 E. MONTERO HUERTA	Yamaha YZF R6 269.6

SEG. 1			SEG. 2			SEG. 3			SEG. 4		
1	81 M. GONZALEZ	33.231	1	16 J. CLUZEL	29.861	1	81 M. GONZALEZ	22.359	1	4 S. ODENDAAL	18.368
2	61 C. ONCU	33.338	2	4 S. ODENDAAL	29.880	2	16 J. CLUZEL	22.432	2	21 R. KRUMMENACHER	18.429
3	94 F. CARICASULO	33.362	3	94 F. CARICASULO	30.004	3	94 F. CARICASULO	22.508	3	16 J. CLUZEL	18.436
4	16 J. CLUZEL	33.409	4	5 P. OETTL	30.036	4	61 C. ONCU	22.573	4	5 P. OETTL	18.470
5	77 D. AEGERTER	33.425	5	81 M. GONZALEZ	30.040	5	77 D. AEGERTER	22.609	5	77 D. AEGERTER	18.490
6	52 P. HOBELBERGER	33.574	6	3 R. DE ROSA	30.115	6	3 R. DE ROSA	22.632	6	3 R. DE ROSA	18.511
7	5 P. OETTL	33.586	7	77 D. AEGERTER	30.167	7	25 M. BRENNER	22.647	7	91 Y. MONTELLA	18.532
8	21 R. KRUMMENACHER	33.588	8	91 Y. MONTELLA	30.216	8	91 Y. MONTELLA	22.665	8	81 M. GONZALEZ	18.535
9	4 S. ODENDAAL	33.624	9	28 G. VAN STRAALEN	30.217	9	4 S. ODENDAAL	22.673	9	71 C. BERGMAN	18.594
10	91 Y. MONTELLA	33.647	10	61 C. ONCU	30.220	10	38 H. SOOMER	22.685	10	61 C. ONCU	18.611
11	22 F. FULIGNI	33.707	11	21 R. KRUMMENACHER	30.254	11	5 P. OETTL	22.703	11	25 M. BRENNER	18.618
12	3 R. DE ROSA	33.722	12	96 D. SANCHIS MARTINEZ	30.267	12	28 G. VAN STRAALEN	22.725	12	52 P. HOBELBERGER	18.620
13	34 K. MANFREDI	33.733	13	71 C. BERGMAN	30.286	13	56 P. SEBESTYEN	22.733	13	56 P. SEBESTYEN	18.623
14	56 P. SEBESTYEN	33.798	14	34 K. MANFREDI	30.345	14	22 F. FULIGNI	22.744	14	94 F. CARICASULO	18.647
15	28 G. VAN STRAALEN	33.800	15	56 P. SEBESTYEN	30.429	15	96 D. SANCHIS MARTINEZ	22.755	15	28 G. VAN STRAALEN	18.650
16	71 C. BERGMAN	33.865	16	50 O. VOSTATEK	30.443	16	66 N. TUULI	22.756	16	38 H. SOOMER	18.712
17	96 D. SANCHIS MARTINEZ	33.874	17	25 M. BRENNER	30.475	17	21 R. KRUMMENACHER	22.778	17	24 L. TACCINI	18.732
18	38 H. SOOMER	33.875	18	38 H. SOOMER	30.501	18	71 C. BERGMAN	22.799	18	66 N. TUULI	18.739
19	40 U. ORRADRE	33.911	19	52 P. HOBELBERGER	30.503	19	50 O. VOSTATEK	22.810	19	40 U. ORRADRE	18.750
20	50 O. VOSTATEK	33.915	20	66 N. TUULI	30.593	20	34 K. MANFREDI	22.810	20	22 F. FULIGNI	18.753
21	24 L. TACCINI	33.918	21	22 F. FULIGNI	30.614	21	40 U. ORRADRE	22.855	21	50 O. VOSTATEK	18.820
22	25 M. BRENNER	33.929	22	40 U. ORRADRE	30.616	22	24 L. TACCINI	22.868	22	34 K. MANFREDI	18.850
23	66 N. TUULI	34.023	23	49 A. VIU	30.679	23	6 M. HERRERA	22.938	23	82 P. ROMERO BARBOSA	18.856
24	49 A. VIU	34.102	24	24 L. TACCINI	30.687	24	55 G. HENDRA PRATAMA	23.019	24	55 G. HENDRA PRATAMA	18.858
25	55 G. HENDRA PRATAMA	34.105	25	6 M. HERRERA	30.788	25	49 A. VIU	23.024	25	6 M. HERRERA	18.876
26	6 M. HERRERA	34.241	26	2 L. MONTELLA	30.908	26	52 P. HOBELBERGER	23.026	26	49 A. VIU	18.907
27	95 V. TAKALA	34.356	27	55 G. HENDRA PRATAMA	30.922	27	95 V. TAKALA	23.214	27	95 V. TAKALA	18.925
28	42 S. FROSSARD	34.380	28	95 V. TAKALA	30.929	28	92 B. VAN EERDE	23.283	28	96 D. SANCHIS MARTINEZ	18.956
29	92 B. VAN EERDE	34.569	29	69 E. MONTERO HUERTA	31.224	29	2 L. MONTELLA	23.302	29	2 L. MONTELLA	18.964
30	2 L. MONTELLA	34.604	30	42 S. FROSSARD	31.284	30	69 E. MONTERO HUERTA	23.309	30	92 B. VAN EERDE	18.992
31	82 P. ROMERO BARBOSA	34.730	31	82 P. ROMERO BARBOSA	31.393	31	42 S. FROSSARD	23.343	31	45 S. KAWASAKI	18.994
32	69 E. MONTERO HUERTA	34.762	32	92 B. VAN EERDE	31.395	32	82 P. ROMERO BARBOSA	23.535	32	42 S. FROSSARD	19.042
33	45 S. KAWASAKI	35.073	33	45 S. KAWASAKI	31.453	33	45 S. KAWASAKI	23.819	33	69 E. MONTERO HUERTA	19.133

01/10/2021

These data/results cannot be reproduced, stored and/or transmitted in whole or in part by any manner of electronic, mechanical, photocopying, recording, broadcasting or otherwise now known or herein after developed without the previous express consent by the copyright owner, except for reproduction in daily press and regular printed publications on sale to the public within 60 days of the event related to those data/results and always provided that copyright symbol appears together as follows below.

© DORNA WSBK ORGANIZATION Srl 2021



## Motul Portuguese Round, 1-3 October 2021

### Ideal Times Free Practice 1st Session

Portimao 4.592 m

1 / 2

No.	Rider	Nat	Bike	Seg. 1	Seg. 2	Seg. 3	Seg. 4	Ideal Time		
				Diff. 1	Diff. 2	Diff. 3	Diff. 4	Best Lap	Pos.	Diff.
1	16 J. CLUZEL	FRA	Yamaha YZF R6	33.409 +0.143	<b>29.861</b>	22.432 +0.077	18.436	<b>1'44.138</b> 1'44.358	2	0.220
2	81 M. GONZALEZ	ESP	Yamaha YZF R6	<b>33.231</b>	30.040	<b>22.359</b>	18.535 +0.023	<b>1'44.165</b> 1'44.188	1	0.023
3	94 F. CARICASULO	ITA	Yamaha YZF R6	33.362	30.004	22.508 +0.007	18.647 +0.001	<b>1'44.521</b> 1'44.529	3	0.008
4	4 S. ODENDAAL	RSA	Yamaha YZF R6	33.624	29.880	22.673 +0.042	<b>18.368</b> +0.031	<b>1'44.545</b> 1'44.618	4	0.073
5	77 D. AEGERTER	SUI	Yamaha YZF R6	33.425 +0.110	30.167 +0.108	22.609	18.490 +0.216	<b>1'44.691</b> 1'45.125	8	0.434
6	61 C. ONCU	TUR	Kawasaki ZX-6R	33.338	30.220 +0.139	22.573 +0.002	18.611 +0.071	<b>1'44.742</b> 1'44.954	5	0.212
7	5 P. OETTL	GER	Kawasaki ZX-6R	33.586 +0.128	30.036	22.703 +0.033	18.470	<b>1'44.795</b> 1'44.956	6	0.161
8	3 R. DE ROSA	ITA	Kawasaki ZX-6R	33.722	30.115	22.632	18.511	<b>1'44.980</b> 1'44.980	7	
9	21 R. KRUMMENACHER	SUI	Yamaha YZF R6	33.588 +0.590	30.254	22.778 +0.068	18.429	<b>1'45.049</b> 1'45.707	11	0.658
10	91 Y. MONTELLA	ITA	Yamaha YZF R6	33.647	30.216 +0.017	22.665 +0.056	18.532 +0.107	<b>1'45.060</b> 1'45.240	9	0.180
11	28 G. VAN STRAALEN	NED	Yamaha YZF R6	33.800 +0.283	30.217 +0.236	22.725 +0.067	18.650 +0.080	<b>1'45.392</b> 1'46.058	16	0.666
12	71 C. BERGMAN	SWE	Yamaha YZF R6	33.865 +0.078	30.286 +0.231	22.799	18.594	<b>1'45.544</b> 1'45.853	13	0.309
13	56 P. SEBESTYEN	HUN	Yamaha YZF R6	33.798	30.429 +0.003	22.733	18.623	<b>1'45.583</b> 1'45.586	10	0.003
14	25 M. BRENNER	SUI	Yamaha YZF R6	33.929	30.475	22.647	18.618 +0.118	<b>1'45.669</b> 1'45.787	12	0.118
15	52 P. HOBELSBERGER	GER	Yamaha YZF R6	33.574 +0.107	30.503 +0.044	23.026	18.620	<b>1'45.723</b> 1'45.874	15	0.151
16	34 K. MANFREDI	ITA	Yamaha YZF R6	33.733 +0.272	30.345 +0.086	22.810	18.850	<b>1'45.738</b> 1'46.096	17	0.358
17	38 H. SOOMER	EST	Yamaha YZF R6	33.875 +0.066	30.501 +0.010	22.685	18.712 +0.251	<b>1'45.773</b> 1'46.100	18	0.327
18	22 F. FULIGNI	ITA	Yamaha YZF R6	33.707	30.614 +0.274	22.744 +0.033	18.753 +0.061	<b>1'45.818</b> 1'46.186	19	0.368
19	96 D. SANCHIS MARTINE	ESP	Yamaha YZF R6	33.874 +0.005	30.267	22.755	18.956 +0.012	<b>1'45.852</b> 1'45.869	14	0.017
20	50 O. VOSTATEK	CZE	Yamaha YZF R6	33.915 +0.182	30.443	22.810 +0.209	18.820 +0.080	<b>1'45.988</b> 1'46.459	23	0.471
21	66 N. TUULI	FIN	MV Agusta F3 675	34.023 +0.136	30.593	22.756	18.739	<b>1'46.111</b> 1'46.247	20	0.136
22	40 U. ORRADRE	ESP	Yamaha YZF R6	33.911	30.616 +0.192	22.855 +0.002	18.750	<b>1'46.132</b> 1'46.326	21	0.194
23	24 L. TACCINI	ITA	Kawasaki ZX-6R	33.918 +0.073	30.687	22.868 +0.063	18.732	<b>1'46.205</b> 1'46.341	22	0.136
24	49 A. VIU	ESP	Yamaha YZF R6	34.102 +0.033	30.679	23.024 +0.111	18.907 +0.170	<b>1'46.712</b> 1'47.026	25	0.314
25	6 M. HERRERA	ESP	Yamaha YZF R6	34.241	30.788	22.938	18.876 +0.069	<b>1'46.843</b> 1'46.912	24	0.069
26	55 G. HENDRA PRATAMA	INA	Yamaha YZF R6	34.105	30.922 +0.100	23.019	18.858 +0.144	<b>1'46.904</b> 1'47.148	26	0.244
27	95 V. TAKALA	FIN	Yamaha YZF R6	34.356	30.929	23.214 +0.151	18.925 +0.081	<b>1'47.424</b> 1'47.656	27	0.232
28	2 L. MONTELLA	ITA	Yamaha YZF R6	34.604 +0.004	30.908	23.302	18.964	<b>1'47.778</b> 1'47.782	28	0.004
29	42 S. FROSSARD	SUI	Yamaha YZF R6	34.380	31.284	23.343	19.042 +0.294	<b>1'48.049</b> 1'48.343	29	0.294
30	92 B. VAN EERDE	AUS	Yamaha YZF R6	34.569	31.395	23.283	18.992 +0.136	<b>1'48.239</b> 1'48.375	30	0.136
31	69 E. MONTERO HUERTA	ESP	Yamaha YZF R6	34.762	31.224 +0.208	23.309 +0.182	19.133 +0.055	<b>1'48.428</b> 1'48.873	31	0.445
32	82 P. ROMERO BARBOSA	POR	Kawasaki ZX-6R	34.730 +0.062	31.393 +0.032	23.535 +0.310	18.856 +0.162	<b>1'48.514</b> 1'49.080	32	0.566
33	45 S. KAWASAKI	JPN	Kawasaki ZX-6R	35.073 +0.457	31.453	23.819	18.994	<b>1'49.339</b> 1'49.821	33	0.482

01/10/2021

These data/results cannot be reproduced, stored and/or transmitted in whole or in part by any manner of electronic, mechanical, photocopying, recording, broadcasting or otherwise now known or herein after developed without the previous express consent by the copyright owner, except for reproduction in daily press and regular printed publications on sale to the public within 60 days of the event related to those data/results and always provided that copyright symbol appears together as follows below.

© DORNA WSBK ORGANIZATION Srl 2021

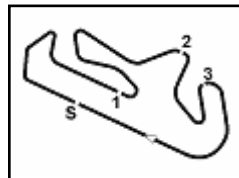
FICR PERUGIA TIMING



Official Tyre Supplier



Official Timekeeper



Portimao 4.592 m  
2 / 2

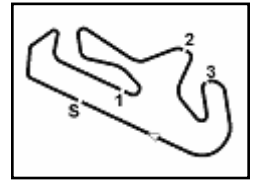
## Motul Portuguese Round, 1-3 October 2021

### Ideal Times Free Practice 1st Session

No. Rider	Nat	Bike	Seg. 1	Seg. 2	Seg. 3	Seg. 4	Ideal Time		
			Diff. 1	Diff. 2	Diff. 3	Diff. 4	Best Lap	Pos.	Diff.
<b>Overall Ideal Time</b>			33.231	29.861	22.359	18.368	<b>1'43.819</b>		

01/10/2021  
 These data/results cannot be reproduced, stored and/or transmitted in whole or in part by any manner of electronic, mechanical, photocopying, recording, broadcasting or otherwise now known or herein after developed without the previous express consent by the copyright owner, except for reproduction in daily press and regular printed publications on sale to the public within 60 days of the event related to those data/results and always provided that copyright symbol appears together as follows below.  
 © DORNA WSBK ORGANIZATION Srl 2021





## Motul Portuguese Round, 1-3 October 2021 Chronological Analysis Free Practice 1st Session

1° 81 M. GONZALEZ (1'44.188)							
Lap	Seg.1	Seg.2	Seg.3	Seg.4	Lap Time	km/h	Local Time
1		31.789	23.712	18.809			11:27'01.001
2	34.261	30.663	22.925	<b>18.535</b>	1'46.384	268,9	11:28'47.385
3	33.972	30.588	25.802	19.660	1'50.022	271,6	11:30'37.407
4	34.208	30.905	22.655	18.595	1'46.363C	275,0	11:32'23.770
5	41.083	31.606	25.091	39.385	2'17.165CP	223,4	11:34'40.935
6	13'40.744	30.808	23.123	18.612	14'53.287P		11:49'34.222
7	33.673	30.462	22.688	18.622	1'45.445	<b>277,1</b>	11:51'19.667
8	33.581	30.230	22.538	18.592	1'44.941	276,4	11:53'04.608
9	33.578	33.003	22.909	39.973	2'09.463P	275,7	11:55'14.071
10	6'18.555	30.945	23.003	18.905	7'31.408P		12:02'45.479
11	33.596	30.119	22.485	18.668	1'44.868	272,3	12:04'30.347
12	33.600	30.437	22.568	18.702	1'45.307	272,9	12:06'15.654
13	33.531	30.122	22.474	18.728	1'44.855	274,3	12:08'00.509
14	33.658	30.045	22.401	18.766	1'44.870	273,6	12:09'45.379
15	33.798	31.283	23.745	39.387	2'08.213P	272,9	12:11'53.592
16	5'24.774	31.128	24.098	18.624	6'38.624P		12:18'32.216
17	33.502	30.208	22.397	18.674	1'44.781	274,3	12:20'16.997
18	<b>33.231</b>	<b>30.040</b>	<b>22.359</b>	18.558	<b>1'44.188</b>	274,3	12:22'01.185
19	37.534	30.968	23.126	19.092	1'50.720	275,0	12:23'51.905

14	6'35.545	30.577	22.997	18.982	7'48.101P		12:09'39.495
15	33.799	30.365	<b>22.508</b>	18.849	1'45.521	270,9	12:11'25.016
16	33.599	30.291	22.692	18.795	1'45.377	273,6	12:13'10.393
17	33.554	30.186	22.532	18.886	1'45.158	273,6	12:14'55.551
18	33.547	30.282	22.513	18.769	1'45.111	270,9	12:16'40.662
19	38.295	32.268	24.000	18.888	1'53.451	272,9	12:18'34.113
20	33.571	30.187	22.676	18.717	1'45.151	274,3	12:20'19.264
21	33.505	30.103	22.631	18.662	1'44.901	272,9	12:22'04.165
22	<b>33.362</b>	<b>30.004</b>	22.515	18.648	<b>1'44.529</b>	274,3	12:23'48.694

2° 16 J. CLUZEL (1'44.358)							
Lap	Seg.1	Seg.2	Seg.3	Seg.4	Lap Time	km/h	Local Time
1		31.825	23.110	19.067			11:28'06.296
2	34.330	30.478	22.649	18.705	1'46.162	272,9	11:29'52.458
3	34.045	30.694	22.615	18.707	1'46.061	275,0	11:31'38.519
4	33.758	31.111	24.032	41.487	2'10.388CP	275,7	11:33'48.907
5	13'01.859	31.185	22.801	18.745	14'14.590P		11:48'03.497
6	33.878	30.320	22.495	18.717	1'45.410	273,6	11:49'48.907
7	33.747	30.211	22.571	18.659	1'45.188	275,7	11:51'34.095
8	33.835	30.587	22.504	18.796	1'45.722	274,3	11:53'19.817
9	33.692	31.092	23.356	19.007	1'47.147	276,4	11:55'06.964
10	33.739	30.199	22.666	18.720	1'45.324	274,3	11:56'52.288
11	33.677	30.032	22.476	18.572	1'44.757	275,7	11:58'37.045
12	34.532	30.836	23.003	18.802	1'47.173	<b>277,1</b>	12:00'24.218
13	33.522	30.100	22.716	18.621	1'44.959	273,6	12:02'09.177
14	33.552	<b>29.861</b>	22.509	<b>18.436</b>	<b>1'44.358</b>	275,0	12:03'53.535
15	35.217	31.562	24.059	18.778	1'49.616	249,1	12:05'43.151
16	33.662	29.942	22.543	18.539	1'44.686	275,7	12:07'27.837
17	34.012	30.164	22.528	18.641	1'45.345	271,6	12:09'13.182
18	33.592	30.088	22.714	18.666	1'45.060	272,9	12:10'58.242
19	33.510	30.029	22.598	18.681	1'44.818	274,3	12:12'43.060
20	34.325	30.751	23.468	40.328	2'08.872P	274,3	12:14'51.932
21	4'04.426	32.189	22.653	18.847	5'18.115P		12:20'10.047
22	33.784	29.934	22.442	18.569	1'44.729	274,3	12:21'54.776
23	<b>33.409</b>	30.075	<b>22.432</b>	18.511	1'44.427	276,4	12:23'39.203

4° 4 S. ODENDAAL (1'44.618)							
Lap	Seg.1	Seg.2	Seg.3	Seg.4	Lap Time	km/h	Local Time
1		32.142	23.893	18.980			11:28'12.698
2	35.062	30.781	23.098	18.646	1'47.587	273,6	11:30'00.285
3	34.371	30.328	23.097	18.485	1'46.281	274,3	11:31'46.566
4	36.040	31.727	23.598	42.339	2'13.704CP	275,7	11:34'00.270
5	12'33.673	31.077	23.187	18.584	13'46.521P		11:47'46.791
6	34.021	30.363	22.780	<b>18.368</b>	1'45.532	275,0	11:49'32.323
7	33.718	30.086	22.756	18.418	1'44.978	274,3	11:51'17.301
8	33.732	30.752	25.784	18.420	1'48.688	<b>276,4</b>	11:53'05.989
9	33.865	30.263	22.779	41.001	2'07.908P	274,3	11:55'13.897
10	7'37.873	30.790	22.890	18.613	8'50.166P		12:04'04.063
11	33.942	30.161	<b>22.673</b>	18.466	1'45.242	272,3	12:05'49.305
12	33.923	30.062	22.938	18.612	1'45.535	274,3	12:07'34.840
13	37.406	31.372	23.807	42.186	2'14.771P	272,9	12:09'49.611
14	6'56.030	30.977	23.767	18.715	8'09.489P		12:17'59.100
15	33.768	30.381	23.400	18.880	1'46.429	275,7	12:19'45.529
16	33.713	29.894	22.790	18.416	1'44.813	275,7	12:21'30.342
17	<b>33.624</b>	<b>29.880</b>	22.715	18.399	<b>1'44.618</b>	<b>276,4</b>	12:23'14.960

3° 94 F. CARICASULO (1'44.529)							
Lap	Seg.1	Seg.2	Seg.3	Seg.4	Lap Time	km/h	Local Time
1		32.648	23.942	19.313			11:27'08.296
2	34.993	30.923	23.113	19.001	1'48.030	268,2	11:28'56.326
3	34.182	30.810	24.550	21.264	1'50.806	273,6	11:30'47.132
4	35.490	30.812	25.187	40.976	2'12.465CP	269,6	11:32'59.597
5	13'02.817	31.415	23.168	19.133	14'16.533P		11:47'16.130
6	34.116	30.761	23.011	19.052	1'46.940	269,6	11:49'03.070
7	33.760	30.405	22.597	19.055	1'45.817	272,3	11:50'48.887
8	33.688	30.546	22.745	18.701	1'45.680	275,0	11:52'34.567
9	34.242	30.902	22.805	18.837	1'46.786	274,3	11:54'21.353
10	34.169	31.341	23.017	18.886	1'47.413	<b>276,4</b>	11:56'08.766
11	33.684	30.550	22.641	18.905	1'45.780	275,7	11:57'54.546
12	33.746	30.522	22.708	<b>18.647</b>	1'45.623	272,3	11:59'40.169
13	35.010	32.709	23.874	39.632	2'11.225P	270,9	12:01'51.394

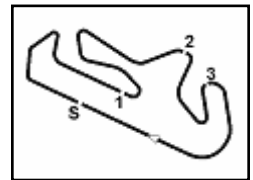
5° 61 C. ONCU (1'44.954)							
Lap	Seg.1	Seg.2	Seg.3	Seg.4	Lap Time	km/h	Local Time
1		32.717	23.986	19.315			11:27'18.803
2	34.526	30.963	22.958	19.121	1'47.568	273,6	11:29'06.371
3	34.220	30.810	23.371	18.891	1'47.292	275,0	11:30'53.663
4	34.077	30.644	22.981	19.805	1'47.507C	<b>275,7</b>	11:32'41.170
5	39.469	32.130	23.735	40.141	2'15.475CP	246,3	11:34'56.645
6	10'47.291	31.992	24.363	18.954	12'02.600P		11:46'59.245
7	33.840	32.109	23.647	18.942	1'48.538	270,2	11:48'47.783
8	33.969	30.650	22.673	18.820	1'46.112	275,0	11:50'33.895
9	34.018	30.697	25.118	19.144	1'48.977	271,6	11:52'22.872
10	33.864	30.597	22.739	18.853	1'46.053	273,6	11:54'08.925
11	38.770	31.018	24.473	18.726	1'52.987	272,9	11:56'01.912
12	33.723	30.429	22.731	<b>18.611</b>	1'45.494	274,3	11:57'47.406
13	33.625	30.435	22.796	40.511	2'07.367P	272,9	11:59'54.773
14	11'31.682	30.683	25.956	21.245	12'49.566P		12:12'44.339
15	33.710	30.503	22.831	18.750	1'45.794	271,6	12:14'30.133
16	34.633	30.339	23.769	39.371	2'08.112P	271,6	12:16'38.245
17	3'14.437	35.318	23.327	18.711	4'31.793P		12:21'10.038
18	33.640	<b>30.220</b>	<b>22.573</b>	18.747	1'45.180	268,9	12:22'55.218
19	<b>33.338</b>	30.359	22.575	18.682	<b>1'44.954</b>	271,6	12:24'40.172

6° 5 P. OETTL (1'44.956)							
Lap	Seg.1	Seg.2	Seg.3	Seg.4	Lap Time	km/h	Local Time
1		32.346	23.770	18.984			11:27'30.009
2	34.644	30.979	23.009	18.754	1'47.386	271,6	11:29'17.395
3	34.285	30.503	22.916	20.724	1'48.428	275,7	11:31'05.823
4	43.296	33.763	24.028	43.205	2'24.292CP	274,3	11:33'30.115
5	12'38.996	34.869	31.658	20.938	14'06.461P		11:47'36.576
6	33.934	30.607	22.884	18.569	1'45.994	272,9	11:49'22.570
7	33.798	30.371	22.787	18.608	1'45.564	276,4	11:51'08.134
8	33.665	30.354	22.963	18.699	1'45.681	<b>279,3</b>	11:52'53.815
9	33.734	30.230	22.784	18.506	1'45.254	<b>279,3</b>	11:54'39.069

01/10/2021 P = Pits In/Out - C = Lap Time Cancelled

These data/results cannot be reproduced, stored and/or transmitted in whole or in part by any manner of electronic, mechanical, photocopying, recording, broadcasting or otherwise now known or herein after developed without the previous express consent by the copyright owner, except for reproduction in daily press and regular printed publications on sale to the public within 60 days of the event related to those data/results and always provided that copyright symbol appears together as follows below.

© DORNA WSBK ORGANIZATION Srl 2021



Portimao 4.592 m

## Motul Portuguese Round, 1-3 October 2021

### Chronological Analysis Free Practice 1st Session

2 / 6

10	34.281	30.589	22.863	18.735	1'46.468	272,3	11:56'25.537	3	34.316	30.767	24.343	21.678	1'51.104	271,6	11:30'45.524
11	39.150	31.199	23.917	18.742	1'53.008	278,6	11:58'18.545	4	35.565	31.087	25.466	44.003	2'16.121CP	272,3	11:33'01.645
12	35.711	30.698	24.017	18.555	1'48.981	276,4	12:00'07.526	5	12'47.198	31.752	23.406	18.923	1'40.1279P		11:47'02.924
13	33.665	30.446	23.133	18.670	1'45.914	275,0	12:01'53.440	6	34.134	31.234	22.859	18.546	1'46.773	268,2	11:48'49.697
14	36.590	32.460	24.989	43.068	2'17.107P	253,2	12:04'10.547	7	34.127	30.843	23.019	<b>18.532</b>	1'46.521	273,6	11:50'36.218
15	5'08.208	31.026	23.032	18.737	6'21.003P		12:10'31.550	8	34.396	30.816	22.886	18.878	1'46.976	<b>276,4</b>	11:52'23.194
16	34.129	30.503	22.728	18.732	1'46.092	272,9	12:12'17.642	9	33.841	30.547	22.786	18.551	1'45.725	275,0	11:54'08.919
17	33.802	30.324	22.970	18.760	1'45.856	274,3	12:14'03.498	10	38.119	30.650	22.803	18.876	1'50.448	270,9	11:55'59.367
18	34.433	36.488	26.752	39.942	2'17.615P	270,2	12:16'21.113	11	33.982	30.582	<b>22.665</b>	18.840	1'46.069	267,6	11:57'45.436
19	3'33.856	35.070	23.549	18.511	4'50.986P		12:21'12.099	12	33.944	30.601	22.774	18.836	1'46.155	267,6	11:59'31.591
20	<b>33.586</b>	30.126	<b>22.703</b>	18.574	1'44.989	271,6	12:22'57.088	13	<b>33.830</b>	30.468	22.772	18.829	1'45.899	267,6	12:01'17.490
21	33.714	<b>30.036</b>	22.736	<b>18.470</b>	<b>1'44.956</b>	274,3	12:24'42.044	14	34.003	30.620	25.786	42.451	2'12.860P	266,2	12:03'30.350

7° 3 R. DE ROSA (1'44.980)							
Lap	Seg.1	Seg.2	Seg.3	Seg.4	Lap Time	km/h	Local Time
1		32.142	25.051	19.398			11:28'30.166
2	35.286	31.022	23.350	19.026	1'48.684	264,9	11:30'18.850
3	34.791	31.002	22.965	18.959	1'47.717C	269,6	11:32'06.567
4	46.513	37.197	25.450	44.637	2'33.797CP	189,4	11:34'40.364
5	11'57.803	31.873	23.489	18.896	13'12.061P		11:47'52.425
6	34.131	30.817	22.923	18.742	1'46.613	272,3	11:49'39.038
7	34.102	30.537	22.774	18.747	1'46.160	273,6	11:51'25.198
8	34.151	30.607	22.827	18.565	1'46.150	273,6	11:53'11.348
9	34.167	30.571	22.985	19.851	1'47.574	<b>275,0</b>	11:54'58.922
10	34.052	30.268	22.747	18.577	1'45.644	272,3	11:56'44.566
11	36.175	32.203	26.275	43.347	2'18.000P	255,0	11:59'02.566
12	7'16.488	35.536	24.259	18.752	8'35.035P		12:07'37.601
13	33.884	30.453	22.894	18.739	1'45.970	270,9	12:09'23.571
14	33.999	30.353	22.646	18.661	1'45.659	269,6	12:11'09.230
15	33.938	30.232	22.710	18.658	1'45.538	270,9	12:12'54.768
16	36.687	32.645	26.903	42.361	2'18.596P	264,9	12:15'13.364
17	3'39.199	37.794	24.525	19.563	5'01.081P		12:20'14.445
18	35.795	30.837	22.982	18.602	1'48.216	271,6	12:22'02.661
19	<b>33.722</b>	<b>30.115</b>	<b>22.632</b>	<b>18.511</b>	<b>1'44.980</b>	274,3	12:23'47.641

10° 56 P. SEBESTYEN (1'45.586)							
Lap	Seg.1	Seg.2	Seg.3	Seg.4	Lap Time	km/h	Local Time
1		31.915	24.214	19.341			11:27'02.347
2	35.127	31.022	23.220	19.083	1'48.452	272,9	11:28'50.799
3	34.576	31.079	25.405	23.060	1'54.120	275,7	11:30'44.919
4	35.523	31.290	24.352	43.497	2'14.662CP	269,6	11:32'59.581
5	12'57.371	41.006	30.771	28.580	14'37.728P		11:47'37.309
6	34.344	30.755	22.912	18.745	1'46.756	271,6	11:49'24.065
7	34.215	30.576	22.811	18.880	1'46.482	270,9	11:51'10.547
8	34.289	30.776	22.856	19.021	1'46.942	274,3	11:52'57.489
9	34.202	30.602	23.140	18.968	1'46.912	270,9	11:54'44.401
10	34.300	30.743	23.102	42.197	2'10.342P	273,6	11:56'54.743
11	6'13.288	30.849	25.469	18.981	7'28.587P		12:04'23.330
12	34.131	30.739	29.399	18.954	1'53.223	270,9	12:06'16.553
13	34.206	30.577	22.928	18.749	1'46.460	273,6	12:08'03.013
14	34.164	<b>30.429</b>	22.969	18.831	1'46.393	272,3	12:09'49.406
15	34.096	30.490	24.273	40.234	2'09.093P	271,6	12:11'58.499
16	5'21.339	32.348	23.755	18.668	6'36.110P		12:18'34.609
17	<b>33.798</b>	30.432	<b>22.733</b>	<b>18.623</b>	<b>1'45.586</b>	272,3	12:20'20.195
18	38.855	31.741	26.894	18.748	1'56.238	<b>276,4</b>	12:22'16.433
19	33.837	30.453	22.789	18.634	1'45.713	275,7	12:24'02.146

8° 77 D. AEGERTER (1'45.125)							
Lap	Seg.1	Seg.2	Seg.3	Seg.4	Lap Time	km/h	Local Time
1		32.675	24.035	19.076			11:27'18.236
2	35.090	31.296	23.077	18.803	1'48.266	269,6	11:29'06.502
3	34.310	30.978	23.371	18.748	1'47.407	261,7	11:30'53.909
4	34.202	34.754	26.339	42.174	2'17.469CP	270,9	11:33'11.378
5	12'57.395	34.676	30.541	20.887	14'23.499P		11:47'34.877
6	34.208	30.705	22.833	18.713	1'46.459	272,9	11:49'21.336
7	33.839	30.295	22.950	18.595	1'45.679	275,0	11:51'07.015
8	33.776	30.363	23.130	18.587	1'45.856	275,0	11:52'52.871
9	33.703	30.410	22.845	<b>18.490</b>	1'45.448	274,3	11:54'38.319
10	33.600	30.423	22.679	18.590	1'45.292	275,0	11:56'23.611
11	33.632	30.331	22.887	18.577	1'45.427	272,9	11:58'09.038
12	33.595	30.416	22.802	18.667	1'45.480	273,6	11:59'54.518
13	33.710	30.245	22.719	18.576	1'45.250	271,6	12:01'39.768
14	33.535	30.275	<b>22.609</b>	18.706	<b>1'45.125</b>	270,9	12:03'24.893
15	33.570	<b>30.167</b>	22.848	39.637	2'06.222P	271,6	12:05'31.115
16	8'28.029	31.124	23.668	19.246	9'42.067P		12:15'13.182
17	33.639	30.500	22.914	18.761	1'45.814	<b>277,1</b>	12:16'58.996
18	33.695	30.646	23.067	18.883	1'46.291	271,6	12:18'45.287
19	33.658	30.286	22.824	18.654	1'45.422	272,3	12:20'30.709
20	33.559	30.269	22.820	18.599	1'45.247	274,3	12:22'15.956
21	<b>33.425</b>	30.404	22.948	18.839	1'45.616	<b>277,1</b>	12:24'01.572

11° 21 R. KRUMMENACHER (1'45.707)							
Lap	Seg.1	Seg.2	Seg.3	Seg.4	Lap Time	km/h	Local Time
1		31.827	24.520	18.945			11:27'01.710
2	34.178	<b>30.254</b>	22.846	<b>18.429</b>	<b>1'45.707</b>	<b>274,3</b>	11:28'47.417
3	<b>33.588</b>	30.726	<b>22.778</b>	19.174	1'46.266	272,9	11:30'33.683

12° 25 M. BRENNER (1'45.787)							
Lap	Seg.1	Seg.2	Seg.3	Seg.4	Lap Time	km/h	Local Time
1		32.599	23.834	19.344			11:27'50.062
2	35.285	31.064	23.229	19.023	1'48.601	267,6	11:29'38.663
3	34.584	34.714	22.911	19.070	1'51.279	267,6	11:31'29.942
4	35.323	34.985	24.147	43.584	2'18.039CP	268,9	11:33'47.981
5	12'30.171	31.579	23.325	18.862	13'43.937P		11:47'31.918
6	34.668	31.008	22.886	18.907	1'47.469	270,9	11:49'19.387
7	34.020	30.811	22.651	18.859	1'46.341	270,9	11:51'05.728
8	34.094	30.995	23.560	18.686	1'47.335	272,3	11:52'53.063
9	<b>33.929</b>	<b>30.475</b>	<b>22.647</b>	18.736	<b>1'45.787</b>	<b>274,3</b>	11:54'38.850
10	34.295	30.579	22.877	18.803	1'46.554	272,9	11:56'25.404
11	34.598	36.853	24.545	43.562	2'19.558P	268,9	11:58'44.962
12	4'44.106	31.375	22.753	19.055	5'57.289P		12:04'42.251

9° 91 Y. MONTELLA (1'45.240)							
Lap	Seg.1	Seg.2	Seg.3	Seg.4	Lap Time	km/h	Local Time
1		32.922	24.015	19.200			11:27'06.019
2	35.181	31.253	23.201	18.766	1'48.401	268,2	11:28'54.420

01/10/2021 P = Pits In/Out - C = Lap Time Cancelled

These data/results cannot be reproduced, stored and/or transmitted in whole or in part by any manner of electronic, mechanical, photocopying, recording, broadcasting or otherwise now known or herein after developed without the previous express consent by the copyright owner, except for reproduction in daily press and regular printed publications on sale to the public within 60 days of the event related to those data/results and always provided that copyright symbol appears together as follows below.

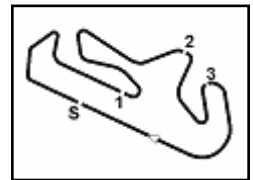
© DORNA WSBK ORGANIZATION Srl 2021











Portimao 4.592 m

**6 / 6**

18	35.250	31.740	23.352	19.457	1'49.799	268,9	12:16'38.402	12	34.904	31.492	23.680	19.021	1'49.097	268,9	11:58'16.715
19	34.473	32.681	24.177	21.249	1'52.580	267,6	12:18'30.982	13	35.685	32.115	23.975	39.899	2'11.674P	259,9	12:00'28.389
20	34.678	31.560	23.521	19.089	1'48.848	266,9	12:20'19.830	14	10'41.767	32.014	24.346	19.170	1'157.297P		12:12'25.686
21	<b>34.380</b>	<b>31.284</b>	<b>23.343</b>	19.336	<b>1'48.343</b>	273,6	12:22'08.173	15	<b>34.730</b>	<b>31.393</b>	23.776	19.240	1'49.139	267,6	12:14'14.825
22	34.415	34.510	25.202	19.812	1'53.939	270,9	12:24'02.112	16	34.778	31.427	23.998	19.048	1'49.251	264,9	12:16'04.076

**30° 92 B. VAN EERDE (1'48.375)**

Lap	Seg.1	Seg.2	Seg.3	Seg.4	Lap Time	km/h	Local Time
1		33.889	24.947	19.531			11:27'07.697
2	36.220	32.559	23.822	19.294	1'51.895	264,3	11:28'59.592
3	35.690	32.288	23.623	19.144	1'50.745	267,6	11:30'50.337
4	35.215	31.688	23.965	19.163	1'50.031C	263,7	11:32'40.368
5	38.550	32.896	24.576	42.819	2'18.841CP	256,2	11:34'59.209
6	10'47.360	32.237	23.653	19.232	12'02.482P		11:47'01.691
7	34.983	31.755	23.492	18.993	1'49.223	269,6	11:48'50.914
8	34.909	31.762	23.824	19.160	1'49.655	<b>270,9</b>	11:50'40.569
9	35.207	32.074	23.309	19.054	1'49.644	266,9	11:52'30.213
10	34.979	31.522	23.561	19.093	1'49.155	264,9	11:54'19.368
11	35.012	31.557	23.607	<b>18.992</b>	1'49.168	268,2	11:56'08.536
12	34.982	31.545	23.438	19.088	1'49.053	264,3	11:57'57.589
13	37.463	32.953	24.978	43.561	2'18.955P	256,8	12:00'16.544
14	7'21.892	32.551	23.775	19.247	8'37.465P		12:08'54.009
15	35.120	31.595	23.596	19.183	1'49.494	264,3	12:10'43.503
16	34.853	31.461	23.487	19.110	1'48.911	266,9	12:12'32.414
17	34.683	31.661	23.701	19.150	1'49.195	264,9	12:14'21.609
18	35.467	34.016	24.751	44.178	2'18.412P	268,2	12:16'40.021
19	4'14.418	32.240	23.681	19.158	5'29.497P		12:22'09.518
20	<b>34.569</b>	<b>31.395</b>	<b>23.283</b>	19.128	<b>1'48.375</b>	269,6	12:23'57.893

**33° 45 S. KAWASAKI (1'49.821)**

Lap	Seg.1	Seg.2	Seg.3	Seg.4	Lap Time	km/h	Local Time
1		34.641	25.267	19.920			11:27'11.188
2	36.351	32.868	24.209	19.608	1'53.036	246,8	11:29'04.224
3	35.334	32.100	24.242	19.184	1'50.860	267,6	11:30'55.084
4	39.632	32.960	25.180	44.907	2'22.679CP	<b>272,3</b>	11:33'17.763
5	12'46.584	32.542	24.146	19.237	14'02.509P		11:47'20.272
6	35.455	31.822	<b>23.819</b>	19.290	1'50.386	260,5	11:49'10.658
7	35.352	32.064	23.827	19.475	1'50.718	265,6	11:51'01.376
8	35.195	33.873	24.282	19.032	1'52.382	266,9	11:52'53.758
9	35.163	32.011	24.284	19.844	1'51.302	266,9	11:54'45.060
10	35.733	32.097	28.704	22.093	1'58.627	265,6	11:56'43.687
11	35.736	32.108	24.182	19.417	1'51.443	261,7	11:58'35.130
12	37.050	32.550	24.760	41.361	2'15.721P	259,9	12:00'50.851
13	8'18.203	31.934	27.926	20.538	9'38.601P		12:10'29.452
14	35.530	<b>31.453</b>	23.844	<b>18.994</b>	<b>1'49.821</b>	260,5	12:12'19.273
15	<b>35.073</b>	31.651	24.061	19.390	1'50.175	264,9	12:14'09.448
16	36.736	31.685	26.462	19.735	1'54.618	263,7	12:16'04.066
17	35.296	32.021	26.254	19.142	1'52.713	261,1	12:17'56.779
18	35.311	31.771	23.910	19.308	1'50.300	265,6	12:19'47.079
19	35.290	31.498	24.019	19.272	1'50.079	267,6	12:21'37.158
20	35.153	31.734	23.974	19.234	1'50.095	265,6	12:23'27.253

**31° 69 E. MONTERO HUERTA (1'48.873)**

Lap	Seg.1	Seg.2	Seg.3	Seg.4	Lap Time	km/h	Local Time
1		34.260	24.989	19.972			11:27'38.003
2	36.193	32.985	24.539	19.648	1'53.365	253,8	11:29'31.368
3	35.748	32.728	24.153	19.580	1'52.209	260,5	11:31'23.577
4	35.780	32.097	24.017	42.559	2'14.453CP	257,4	11:33'38.030
5	12'25.859	32.410	23.760	19.536	13'41.565P		11:47'19.595
6	37.619	31.851	23.845	19.277	1'52.592	264,3	11:49'12.187
7	35.198	31.790	23.587	<b>19.133</b>	1'49.708	261,1	11:51'01.895
8	34.921	40.323	24.775	19.412	1'59.431	<b>269,6</b>	11:53'01.326
9	34.845	31.599	23.567	19.278	1'49.289	265,6	11:54'50.615
10	37.215	33.186			2'03.289	266,2	11:56'53.904
11	<b>34.762</b>	31.432	23.491	19.188	<b>1'48.873</b>	260,5	11:58'42.777
12	37.511	32.591	24.180	44.947	2'19.229P	261,1	12:01'02.006
13	9'12.623	32.782	23.718	19.423	10'28.546P		12:11'30.552
14	34.816	34.957	24.043	19.458	1'53.274	264,3	12:13'23.826
15	34.766	31.359	23.645	19.373	1'49.143	265,6	12:15'12.969
16	34.967	<b>31.224</b>	23.460	19.351	1'49.002	265,6	12:17'01.971
17	35.172	31.470	<b>23.309</b>	19.377	1'49.328	256,8	12:18'51.299
18	34.805	31.327	28.159	43.498	2'17.789P	262,4	12:21'09.088

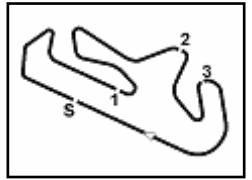
**32° 82 P. ROMERO BARBOSA (1'49.080)**

Lap	Seg.1	Seg.2	Seg.3	Seg.4	Lap Time	km/h	Local Time
1		34.033	25.633	19.444			11:27'11.271
2	36.020	32.539	24.534	19.493	1'52.586	271,6	11:29'03.857
3	35.316	31.934	24.307	<b>18.856</b>	1'50.413	269,6	11:30'54.270
4	35.413	31.805	24.382	20.864	1'52.464C	<b>275,0</b>	11:32'46.734
5	39.282	32.863	24.840	40.585	2'17.570CP	225,3	11:35'04.304
6	10'59.773	32.522	24.180	19.002	12'15.477P		11:47'19.781
7	35.083	31.620	23.847	19.093	1'49.643	266,9	11:49'09.424
8	35.022	31.472	23.822	19.070	1'49.386	269,6	11:50'58.810
9	35.037	31.566	23.966	19.099	1'49.668	267,6	11:52'48.478
10	35.126	31.565	23.774	19.237	1'49.702	266,2	11:54'38.180
11	35.357	31.513	<b>23.535</b>	19.033	1'49.438	265,6	11:56'27.618

01/10/2021 P = Pits In/Out - C = Lap Time Cancelled

These data/results cannot be reproduced, stored and/or transmitted in whole or in part by any manner of electronic, mechanical, photocopying, recording, broadcasting or otherwise now known or herein after developed without the previous express consent by the copyright owner, except for reproduction in daily press and regular printed publications on sale to the public within 60 days of the event related to those data/results and always provided that copyright symbol appears together as follows below.

© DORNA WSBK ORGANIZATION Srl 2021



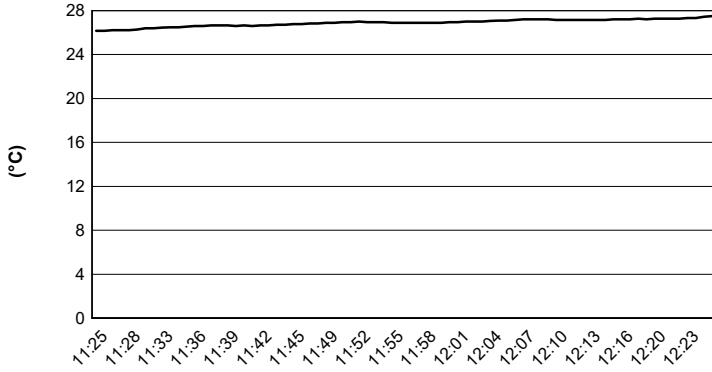
Portimao 4.592 m

## Motul Portuguese Round, 1-3 October 2021

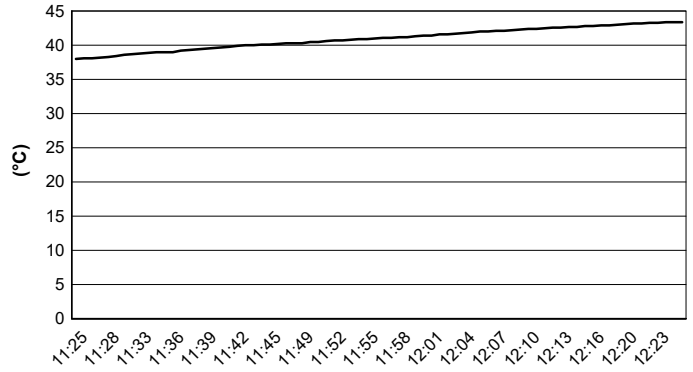
### Weather Report Free Practice 1st Session

Session started 11:25 - Session ended 12:25

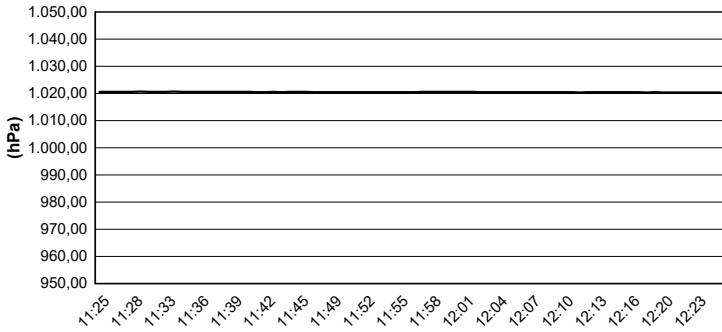
#### Air Temperature



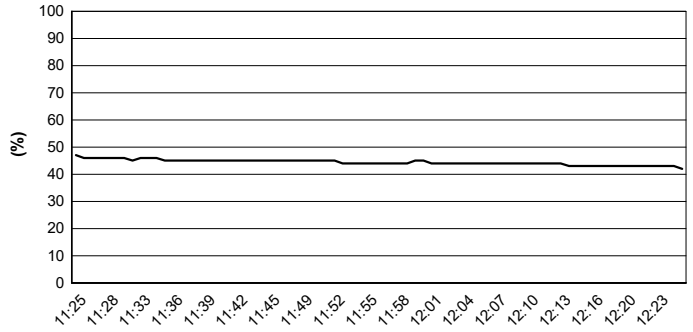
#### Track Temperature



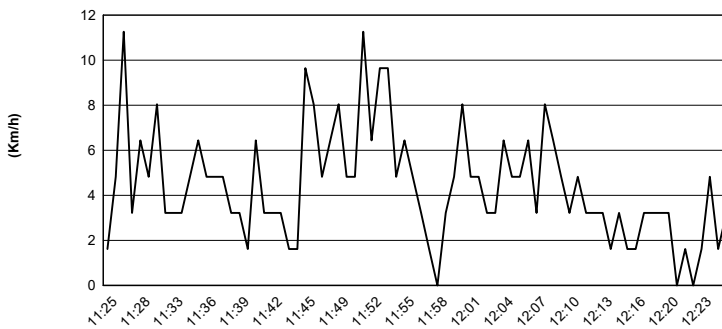
#### Air Pressure



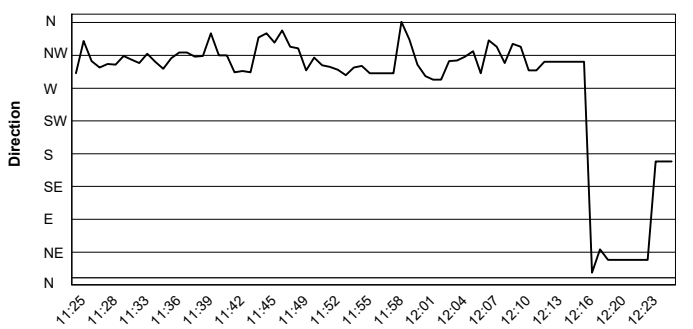
#### Humidity



#### Wind Speed



#### Wind Direction



01/10/2021

These data/results cannot be reproduced, stored and/or transmitted in whole or in part by any manner of electronic, mechanical, photocopying, recording, broadcasting or otherwise now known or herein after developed without the previous express consent by the copyright owner, except for reproduction in daily press and regular printed publications on sale to the public within 60 days of the event related to those data/results and always provided that copyright symbol appears together as follows below.

© DORNA WSBK ORGANIZATION Srl 2021