

## Motul Portuguese Round, 1-3 October 2021

### Chronological Analysis Free Practice 1st Session

Portimao 4.592 m

**1 / 6**

1° 81 M. GONZALEZ (1'44.188)							
Lap	Seg.1	Seg.2	Seg.3	Seg.4	Lap Time	km/h	Local Time
1		31.789	23.712	18.809			11:27'01.001
2	34.261	30.663	22.925	<b>18.535</b>	1'46.384	268,9	11:28'47.385
3	33.972	30.588	25.802	19.660	1'50.022	271,6	11:30'37.407
4	34.208	30.905	22.655	18.595	1'46.363C	275,0	11:32'23.770
5	41.083	31.606	25.091	39.385	2'17.165CP	223,4	11:34'40.935
6	13'40.744	30.808	23.123	18.612	14'53.287P		11:49'34.222
7	33.673	30.462	22.688	18.622	1'45.445	<b>277,1</b>	11:51'19.667
8	33.581	30.230	22.538	18.592	1'44.941	276,4	11:53'04.608
9	33.578	33.003	22.909	39.973	2'09.463P	275,7	11:55'14.071
10	6'18.555	30.945	23.003	18.905	7'31.408P		12:02'45.479
11	33.596	30.119	22.485	18.668	1'44.868	272,3	12:04'30.347
12	33.600	30.437	22.568	18.702	1'45.307	272,9	12:06'15.654
13	33.531	30.122	22.474	18.728	1'44.855	274,3	12:08'00.509
14	33.658	30.045	22.401	18.766	1'44.870	273,6	12:09'45.379
15	33.798	31.283	23.745	39.387	2'08.213P	272,9	12:11'53.592
16	5'24.774	31.128	24.098	18.624	6'38.624P		12:18'32.216
17	33.502	30.208	22.397	18.674	1'44.781	274,3	12:20'16.997
18	<b>33.231</b>	<b>30.040</b>	<b>22.359</b>	18.558	<b>1'44.188</b>	274,3	12:22'01.185
19	37.534	30.968	23.126	19.092	1'50.720	275,0	12:23'51.905

14	6'35.545	30.577	22.997	18.982	7'48.101P		12:09'39.495
15	33.799	30.365	<b>22.508</b>	18.849	1'45.521	270,9	12:11'25.016
16	33.599	30.291	22.692	18.795	1'45.377	273,6	12:13'10.393
17	33.554	30.186	22.532	18.886	1'45.158	273,6	12:14'55.551
18	33.547	30.282	22.513	18.769	1'45.111	270,9	12:16'40.662
19	38.295	32.268	24.000	18.888	1'53.451	272,9	12:18'34.113
20	33.571	30.187	22.676	18.717	1'45.151	274,3	12:20'19.264
21	33.505	30.103	22.631	18.662	1'44.901	272,9	12:22'04.165
22	<b>33.362</b>	<b>30.004</b>	22.515	18.648	<b>1'44.529</b>	274,3	12:23'48.694

2° 16 J. CLUZEL (1'44.358)							
Lap	Seg.1	Seg.2	Seg.3	Seg.4	Lap Time	km/h	Local Time
1		31.825	23.110	19.067			11:28'06.296
2	34.330	30.478	22.649	18.705	1'46.162	272,9	11:29'52.458
3	34.045	30.694	22.615	18.707	1'46.061	275,0	11:31'38.519
4	33.758	31.111	24.032	41.487	2'10.388CP	275,7	11:33'48.907
5	13'01.859	31.185	22.801	18.745	14'14.590P		11:48'03.497
6	33.878	30.320	22.495	18.717	1'45.410	273,6	11:49'48.907
7	33.747	30.211	22.571	18.659	1'45.188	275,7	11:51'34.095
8	33.835	30.587	22.504	18.796	1'45.722	274,3	11:53'19.817
9	33.692	31.092	23.356	19.007	1'47.147	276,4	11:55'06.964
10	33.739	30.199	22.666	18.720	1'45.324	274,3	11:56'52.288
11	33.677	30.032	22.476	18.572	1'44.757	275,7	11:58'37.045
12	34.532	30.836	23.003	18.802	1'47.173	<b>277,1</b>	12:00'24.218
13	33.522	30.100	22.716	18.621	1'44.959	273,6	12:02'09.177
14	33.552	<b>29.861</b>	22.509	<b>18.436</b>	<b>1'44.358</b>	275,0	12:03'53.535
15	35.217	31.562	24.059	18.778	1'49.616	249,1	12:05'43.151
16	33.662	29.942	22.543	18.539	1'44.686	275,7	12:07'27.837
17	34.012	30.164	22.528	18.641	1'45.345	271,6	12:09'13.182
18	33.592	30.088	22.714	18.666	1'45.060	272,9	12:10'58.242
19	33.510	30.029	22.598	18.681	1'44.818	274,3	12:12'43.060
20	34.325	30.751	23.468	40.328	2'08.872P	274,3	12:14'51.932
21	4'04.426	32.189	22.653	18.847	5'18.115P		12:20'10.047
22	33.784	29.934	22.442	18.569	1'44.729	274,3	12:21'54.776
23	<b>33.409</b>	30.075	<b>22.432</b>	18.511	1'44.427	276,4	12:23'39.203

4° 4 S. ODENDAAL (1'44.618)							
Lap	Seg.1	Seg.2	Seg.3	Seg.4	Lap Time	km/h	Local Time
1		32.142	23.893	18.980			11:28'12.698
2	35.062	30.781	23.098	18.646	1'47.587	273,6	11:30'00.285
3	34.371	30.328	23.097	18.485	1'46.281	274,3	11:31'46.566
4	36.040	31.727	23.598	42.339	2'13.704CP	275,7	11:34'00.270
5	12'33.673	31.077	23.187	18.584	13'46.521P		11:47'46.791
6	34.021	30.363	22.780	<b>18.368</b>	1'45.532	275,0	11:49'32.323
7	33.718	30.086	22.756	18.418	1'44.978	274,3	11:51'17.301
8	33.732	30.752	25.784	18.420	1'48.688	<b>276,4</b>	11:53'05.989
9	33.865	30.263	22.779	41.001	2'07.908P	274,3	11:55'13.897
10	7'37.873	30.790	22.890	18.613	8'50.166P		12:04'04.063
11	33.942	30.161	<b>22.673</b>	18.466	1'45.242	272,3	12:05'49.305
12	33.923	30.062	22.938	18.612	1'45.535	274,3	12:07'34.840
13	37.406	31.372	23.807	42.186	2'14.771P	272,9	12:09'49.611
14	6'56.030	30.977	23.767	18.715	8'09.489P		12:17'59.100
15	33.768	30.381	23.400	18.880	1'46.429	275,7	12:19'45.529
16	33.713	29.894	22.790	18.416	1'44.813	275,7	12:21'30.342
17	<b>33.624</b>	<b>29.880</b>	22.715	18.399	<b>1'44.618</b>	<b>276,4</b>	12:23'14.960

3° 94 F. CARICASULO (1'44.529)							
Lap	Seg.1	Seg.2	Seg.3	Seg.4	Lap Time	km/h	Local Time
1		32.648	23.942	19.313			11:27'08.296
2	34.993	30.923	23.113	19.001	1'48.030	268,2	11:28'56.326
3	34.182	30.810	24.550	21.264	1'50.806	273,6	11:30'47.132
4	35.490	30.812	25.187	40.976	2'12.465CP	269,6	11:32'59.597
5	13'02.817	31.415	23.168	19.133	14'16.533P		11:47'16.130
6	34.116	30.761	23.011	19.052	1'46.940	269,6	11:49'03.070
7	33.760	30.405	22.597	19.055	1'45.817	272,3	11:50'48.887
8	33.688	30.546	22.745	18.701	1'45.680	275,0	11:52'34.567
9	34.242	30.902	22.805	18.837	1'46.786	274,3	11:54'21.353
10	34.169	31.341	23.017	18.886	1'47.413	<b>276,4</b>	11:56'08.766
11	33.684	30.550	22.641	18.905	1'45.780	275,7	11:57'54.546
12	33.746	30.522	22.708	<b>18.647</b>	1'45.623	272,3	11:59'40.169
13	35.010	32.709	23.874	39.632	2'11.225P	270,9	12:01'51.394

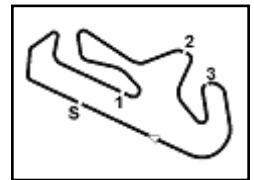
5° 61 C. ONCU (1'44.954)							
Lap	Seg.1	Seg.2	Seg.3	Seg.4	Lap Time	km/h	Local Time
1		32.717	23.986	19.315			11:27'18.803
2	34.526	30.963	22.958	19.121	1'47.568	273,6	11:29'06.371
3	34.220	30.810	23.371	18.891	1'47.292	275,0	11:30'53.663
4	34.077	30.644	22.981	19.805	1'47.507C	<b>275,7</b>	11:32'41.170
5	39.469	32.130	23.735	40.141	2'15.475CP	246,3	11:34'56.645
6	10'47.291	31.992	24.363	18.954	12'02.600P		11:46'59.245
7	33.840	32.109	23.647	18.942	1'48.538	270,2	11:48'47.783
8	33.969	30.650	22.673	18.820	1'46.112	275,0	11:50'33.895
9	34.018	30.697	25.118	19.144	1'48.977	271,6	11:52'22.872
10	33.864	30.597	22.739	18.853	1'46.053	273,6	11:54'08.925
11	38.770	31.018	24.473	18.726	1'52.987	272,9	11:56'01.912
12	33.723	30.429	22.731	<b>18.611</b>	1'45.494	274,3	11:57'47.406
13	33.625	30.435	22.796	40.511	2'07.367P	272,9	11:59'54.773
14	11'31.682	30.683	25.956	21.245	12'49.566P		12:12'44.339
15	33.710	30.503	22.831	18.750	1'45.794	271,6	12:14'30.133
16	34.633	30.339	23.769	39.371	2'08.112P	271,6	12:16'38.245
17	3'14.437	35.318	23.327	18.711	4'31.793P		12:21'10.038
18	33.640	<b>30.220</b>	<b>22.573</b>	18.747	1'45.180	268,9	12:22'55.218
19	<b>33.338</b>	30.359	22.575	18.682	<b>1'44.954</b>	271,6	12:24'40.172

6° 5 P. OETTL (1'44.956)							
Lap	Seg.1	Seg.2	Seg.3	Seg.4	Lap Time	km/h	Local Time
1		32.346	23.770	18.984			11:27'30.009
2	34.644	30.979	23.009	18.754	1'47.386	271,6	11:29'17.395
3	34.285	30.503	22.916	20.724	1'48.428	275,7	11:31'05.823
4	43.296	33.763	24.028	43.205	2'24.292CP	274,3	11:33'30.115
5	12'38.996	34.869	31.658	20.938	14'06.461P		11:47'36.576
6	33.934	30.607	22.884	18.569	1'45.994	272,9	11:49'22.570
7	33.798	30.371	22.787	18.608	1'45.564	276,4	11:51'08.134
8	33.665	30.354	22.963	18.699	1'45.681	<b>279,3</b>	11:52'53.815
9	33.734	30.230	22.784	18.506	1'45.254	<b>279,3</b>	11:54'39.069

01/10/2021 P = Pits In/Out - C = Lap Time Cancelled

These data/results cannot be reproduced, stored and/or transmitted in whole or in part by any manner of electronic, mechanical, photocopying, recording, broadcasting or otherwise now known or herein after developed without the previous express consent by the copyright owner, except for reproduction in daily press and regular printed publications on sale to the public within 60 days of the event related to those data/results and always provided that copyright symbol appears together as follows below.

© DORNA WSBK ORGANIZATION Srl 2021



Portimao 4.592 m

### Motul Portuguese Round, 1-3 October 2021

#### Chronological Analysis Free Practice 1st Session

**2 / 6**

Lap	Seg.1	Seg.2	Seg.3	Seg.4	Lap Time	km/h	Local Time
10	34.281	30.589	22.863	18.735	1'46.468	272,3	11:56'25.537
11	39.150	31.199	23.917	18.742	1'53.008	278,6	11:58'18.545
12	35.711	30.698	24.017	18.555	1'48.981	276,4	12:00'07.526
13	33.665	30.446	23.133	18.670	1'45.914	275,0	12:01'53.440
14	36.590	32.460	24.989	43.068	2'17.107P	253,2	12:04'10.547
15	5'08.208	31.026	23.032	18.737	6'21.003P		12:10'31.550
16	34.129	30.503	22.728	18.732	1'46.092	272,9	12:12'17.642
17	33.802	30.324	22.970	18.760	1'45.856	274,3	12:14'03.498
18	34.433	36.488	26.752	39.942	2'17.615P	270,2	12:16'21.113
19	3'33.856	35.070	23.549	18.511	4'50.986P		12:21'12.099
20	<b>33.586</b>	30.126	<b>22.703</b>	18.574	1'44.989	271,6	12:22'57.088
21	33.714	<b>30.036</b>	22.736	<b>18.470</b>	<b>1'44.956</b>	274,3	12:24'42.044

7° 3 R. DE ROSA (1'44.980)							
Lap	Seg.1	Seg.2	Seg.3	Seg.4	Lap Time	km/h	Local Time
1		32.142	25.051	19.398			11:28'30.166
2	35.286	31.022	23.350	19.026	1'48.684	264,9	11:30'18.850
3	34.791	31.002	22.965	18.959	1'47.717C	269,6	11:32'06.567
4	46.513	37.197	25.450	44.637	2'33.797CP	189,4	11:34'40.364
5	11'57.803	31.873	23.489	18.896	13'12.061P		11:47'52.425
6	34.131	30.817	22.923	18.742	1'46.613	272,3	11:49'39.038
7	34.102	30.537	22.774	18.747	1'46.160	273,6	11:51'25.198
8	34.151	30.607	22.827	18.565	1'46.150	273,6	11:53'11.348
9	34.167	30.571	22.985	19.851	1'47.574	<b>275,0</b>	11:54'58.922
10	34.052	30.268	22.747	18.577	1'45.644	272,3	11:56'44.566
11	36.175	32.203	26.275	43.347	2'18.000P	255,0	11:59'02.566
12	7'16.488	35.536	24.259	18.752	8'35.035P		12:07'37.601
13	33.884	30.453	22.894	18.739	1'45.970	270,9	12:09'23.571
14	33.999	30.353	22.646	18.661	1'45.659	269,6	12:11'09.230
15	33.938	30.232	22.710	18.658	1'45.538	270,9	12:12'54.768
16	36.687	32.645	26.903	42.361	2'18.596P	264,9	12:15'13.364
17	3'39.199	37.794	24.525	19.563	5'01.081P		12:20'14.445
18	35.795	30.837	22.982	18.602	1'48.216	271,6	12:22'02.661
19	<b>33.722</b>	<b>30.115</b>	<b>22.632</b>	<b>18.511</b>	<b>1'44.980</b>	274,3	12:23'47.641

8° 77 D. AEGERTER (1'45.125)							
Lap	Seg.1	Seg.2	Seg.3	Seg.4	Lap Time	km/h	Local Time
1		32.675	24.035	19.076			11:27'18.236
2	35.090	31.296	23.077	18.803	1'48.266	269,6	11:29'06.502
3	34.310	30.978	23.371	18.748	1'47.407	261,7	11:30'53.909
4	34.202	34.754	26.339	42.174	2'17.469CP	270,9	11:33'11.378
5	12'57.395	34.676	30.541	20.887	14'23.499P		11:47'34.877
6	34.208	30.705	22.833	18.713	1'46.459	272,9	11:49'21.336
7	33.839	30.295	22.950	18.595	1'45.679	275,0	11:51'07.015
8	33.776	30.363	23.130	18.587	1'45.856	275,0	11:52'52.871
9	33.703	30.410	22.845	<b>18.490</b>	1'45.448	274,3	11:54'38.319
10	33.600	30.423	22.679	18.590	1'45.292	275,0	11:56'23.611
11	33.632	30.331	22.887	18.577	1'45.427	272,9	11:58'09.038
12	33.595	30.416	22.802	18.667	1'45.480	273,6	11:59'54.518
13	33.710	30.245	22.719	18.576	1'45.250	271,6	12:01'39.768
14	33.535	30.275	<b>22.609</b>	18.706	<b>1'45.125</b>	270,9	12:03'24.893
15	33.570	<b>30.167</b>	22.848	39.637	2'06.222P	271,6	12:05'31.115
16	8'28.029	31.124	23.668	19.246	9'42.067P		12:15'13.182
17	33.639	30.500	22.914	18.761	1'45.814	<b>277,1</b>	12:16'58.996
18	33.695	30.646	23.067	18.883	1'46.291	271,6	12:18'45.287
19	33.658	30.286	22.824	18.654	1'45.422	272,3	12:20'30.709
20	33.559	30.269	22.820	18.599	1'45.247	274,3	12:22'15.956
21	<b>33.425</b>	30.404	22.948	18.839	1'45.616	<b>277,1</b>	12:24'01.572

9° 91 Y. MONTELLA (1'45.240)							
Lap	Seg.1	Seg.2	Seg.3	Seg.4	Lap Time	km/h	Local Time
1		32.922	24.015	19.200			11:27'06.019
2	35.181	31.253	23.201	18.766	1'48.401	268,2	11:28'54.420

10° 56 P. SEBESTYEN (1'45.586)							
Lap	Seg.1	Seg.2	Seg.3	Seg.4	Lap Time	km/h	Local Time
1		31.915	24.214	19.341			11:27'02.347
2	35.127	31.022	23.220	19.083	1'48.452	272,9	11:28'50.799
3	34.576	31.079	25.405	23.060	1'54.120	275,7	11:30'44.919
4	35.523	31.290	24.352	43.497	2'14.662CP	269,6	11:32'59.581
5	12'57.371	41.006	30.771	28.580	14'37.728P		11:47'37.309
6	34.344	30.755	22.912	18.745	1'46.756	271,6	11:49'24.065
7	34.215	30.576	22.811	18.880	1'46.482	270,9	11:51'10.547
8	34.289	30.776	22.856	19.021	1'46.942	274,3	11:52'57.489
9	34.202	30.602	23.140	18.968	1'46.912	270,9	11:54'44.401
10	34.300	30.743	23.102	42.197	2'10.342P	273,6	11:56'54.743
11	6'13.288	30.849	25.469	18.981	7'28.587P		12:04'23.330
12	34.131	30.739	29.399	18.954	1'53.223	270,9	12:06'16.553
13	34.206	30.577	22.928	18.749	1'46.460	273,6	12:08'03.013
14	34.164	<b>30.429</b>	22.969	18.831	1'46.393	272,3	12:09'49.406
15	34.096	30.490	24.273	40.234	2'09.093P	271,6	12:11'58.499
16	5'21.339	32.348	23.755	18.668	6'36.110P		12:18'34.609
17	<b>33.798</b>	30.432	<b>22.733</b>	<b>18.623</b>	<b>1'45.586</b>	272,3	12:20'20.195
18	38.855	31.741	26.894	18.748	1'56.238	<b>276,4</b>	12:22'16.433
19	33.837	30.453	22.789	18.634	1'45.713	275,7	12:24'02.146

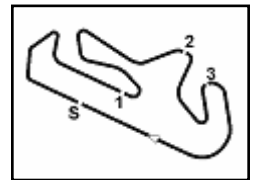
11° 21 R. KRUMMENACHER (1'45.707)							
Lap	Seg.1	Seg.2	Seg.3	Seg.4	Lap Time	km/h	Local Time
1		31.827	24.520	18.945			11:27'01.710
2	34.178	<b>30.254</b>	22.846	<b>18.429</b>	<b>1'45.707</b>	<b>274,3</b>	11:28'47.417
3	<b>33.588</b>	30.726	<b>22.778</b>	19.174	1'46.266	272,9	11:30'33.683

12° 25 M. BRENNER (1'45.787)							
Lap	Seg.1	Seg.2	Seg.3	Seg.4	Lap Time	km/h	Local Time
1		32.599	23.834	19.344			11:27'50.062
2	35.285	31.064	23.229	19.023	1'48.601	267,6	11:29'38.663
3	34.584	34.714	22.911	19.070	1'51.279	267,6	11:31'29.942
4	35.323	34.985	24.147	43.584	2'18.039CP	268,9	11:33'47.981
5	12'30.171	31.579	23.325	18.862	13'43.937P		11:47'31.918
6	34.668	31.008	22.886	18.907	1'47.469	270,9	11:49'19.387
7	34.020	30.811	22.651	18.859	1'46.341	270,9	11:51'05.728
8	34.094	30.995	23.560	18.686	1'47.335	272,3	11:52'53.063
9	<b>33.929</b>	<b>30.475</b>	<b>22.647</b>	18.736	<b>1'45.787</b>	<b>274,3</b>	11:54'38.850
10	34.295	30.579	22.877	18.803	1'46.554	272,9	11:56'25.404
11	34.598	36.853	24.545	43.562	2'19.558P	268,9	11:58'44.962
12	4'44.106	31.375	22.753	19.055	5'57.289P		12:04'42.251

01/10/2021 P = Pits In/Out - C = Lap Time Cancelled

These data/results cannot be reproduced, stored and/or transmitted in whole or in part by any manner of electronic, mechanical, photocopying, recording, broadcasting or otherwise now known or herein after developed without the previous express consent by the copyright owner, except for reproduction in daily press and regular printed publications on sale to the public within 60 days of the event related to those data/results and always provided that copyright symbol appears together as follows below.

© DORNA WSBK ORGANIZATION Srl 2021



Portimao 4.592 m

**3 / 6**

13	34.261	35.152	22.966	18.901	1'51.280	270,2	12:06'33.531	9	34.079	30.886	23.276	18.703	1'46.944	273,6	11:55'22.236
14	34.180	30.605	22.740	18.984	1'46.509	270,2	12:08'20.040	10	35.453	32.801	24.724	41.255	2'14.233P	273,6	11:57'36.469
15	34.000	30.533	22.727	18.902	1'46.162	268,2	12:10'06.202	11	8'51.658	31.891	23.519	18.921	10'05.989P		12:07'42.458
16	35.556	31.540	26.459	42.006	2'15.561P	268,9	12:12'21.763	12	37.933	30.906	24.361	19.014	1'52.214	274,3	12:09'34.672
17	6'24.385	31.280	22.676	18.919	7'37.260P		12:19'59.023	13	33.845	30.550	23.359	18.708	1'46.462	273,6	12:11'21.134
18	34.010	34.448	25.711	19.495	1'53.664	269,6	12:21'52.687	14	<b>33.574</b>	<b>30.503</b>	23.477	18.815	1'46.369	<b>275,0</b>	12:13'07.503
19	33.934	30.480	22.823	<b>18.618</b>	1'45.855	273,6	12:23'38.542	15	43.467	33.427	27.887	40.788	2'25.569P	<b>275,0</b>	12:15'33.072
								16	5'04.456	32.231	23.793	18.960	6'19.440P		12:21'52.512
								17	33.681	30.547	<b>23.026</b>	<b>18.620</b>	<b>1'45.874</b>	272,3	12:23'38.386

**13° 71 C. BERGMAN (1'45.853)**

Lap	Seg.1	Seg.2	Seg.3	Seg.4	Lap Time	km/h	Local Time
1		32.206	24.159	19.085			11:27'03.324
2	35.199	31.409	23.502	18.791	1'48.901	275,7	11:28'52.225
3	34.180	30.556	23.664	19.848	1'48.248	<b>278,6</b>	11:30'40.473
4	43.676	31.477	25.256	32.116	2'12.525CP	272,3	11:32'52.998
5	12'56.673	31.596	24.644	20.999	14'13.912P		11:47'06.910
6	34.173	30.458	23.004	18.927	1'46.562	272,3	11:48'53.472
7	37.560	31.385	24.074	18.974	1'51.993	271,6	11:50'45.465
8	34.071	31.577	29.421	19.045	1'54.114	275,7	11:52'39.579
9	34.019	30.727	22.868	18.743	1'46.357	272,9	11:54'25.936
10	33.943	30.517	<b>22.799</b>	<b>18.594</b>	<b>1'45.853</b>	273,6	11:56'11.789
11	<b>33.865</b>	30.602	22.922	18.715	1'46.104	274,3	11:57'57.893
12	34.957	30.751	23.361	40.853	2'09.922P	255,6	12:00'07.815
13	10'04.309	31.332	25.722	18.950	11'20.313P		12:11'28.128
14	34.226	30.521	22.872	18.784	1'46.403	270,2	12:13'14.531
15	34.081	30.520	22.953	18.872	1'46.426	271,6	12:15'00.957
16	34.273	30.659	23.091	18.915	1'46.938	270,9	12:16'47.895
17	34.123	31.027	29.178	23.963	1'58.291	271,6	12:18'46.186
18	34.145	30.369	22.937	18.626	1'46.077	272,9	12:20'32.263
19	34.075	30.382	22.992	18.670	1'46.119	273,6	12:22'18.382
20	33.959	<b>30.286</b>	22.955	18.725	1'45.925	274,3	12:24'04.307

**16° 28 G. VAN STRAALEN (1'46.058)**

Lap	Seg.1	Seg.2	Seg.3	Seg.4	Lap Time	km/h	Local Time
1		33.533	24.617	19.665			11:27'15.643
2	35.798	32.060	23.982	39.094	2'10.934P	268,9	11:29'26.577
3	1'53.040	31.866	24.157	40.963	3'30.026CP		11:32'56.603
4	12'53.932	31.650	23.538	18.969	14'08.089P		11:47'04.692
5	34.658	31.134	23.717	18.948	1'48.457	273,6	11:48'53.149
6	35.831	31.627	23.010	<b>18.650</b>	1'49.118	<b>280,0</b>	11:50'42.267
7	34.779	31.001	23.339	18.860	1'47.979	278,6	11:52'30.246
8	34.314	30.601	22.975	18.891	1'46.781	273,6	11:54'17.027
9	34.734	30.719	23.092	18.761	1'47.306	265,6	11:56'04.333
10	34.167	30.353	22.861	18.717	1'46.098	273,6	11:57'50.431
11	34.083	30.453	22.792	18.730	<b>1'46.058</b>	273,6	11:59'36.489
12	34.319	30.623	22.983	18.747	1'46.672	268,2	12:01'23.161
13	34.190	30.609	22.965	39.627	2'07.391P	268,9	12:03'30.552
14	6'47.289	31.350	23.649	18.932	8'01.220P		12:11'31.772
15	34.053	30.856	22.979	18.802	1'46.690	270,2	12:13'18.462
16	34.074	30.510	<b>22.725</b>	18.820	1'46.129	270,2	12:15'04.591
17	<b>33.800</b>	30.518	23.230	18.784	1'46.332	269,6	12:16'50.923
18	33.959	30.552	22.957	18.843	1'46.311	271,6	12:18'37.234
19	34.050	30.506	27.897	19.282	1'51.735	272,3	12:20'28.969
20	34.119	30.632	22.742	18.847	1'46.340	269,6	12:22'15.309
21	33.844	<b>30.217</b>	23.162	18.868	1'46.091	272,3	12:24'01.400

**14° 96 D. SANCHIS MARTINEZ (1'45.869)**

Lap	Seg.1	Seg.2	Seg.3	Seg.4	Lap Time	km/h	Local Time
1		33.149	24.266	19.929			11:27'35.449
2	35.848	31.904	23.487	19.397	1'50.636	264,3	11:29'26.085
3	34.576	31.139	23.068	19.150	1'47.933	266,9	11:31'14.018
4	34.800	33.092	24.418	43.265	2'15.575CP	269,6	11:33'29.593
5	12'18.772	32.338	24.226	20.329	13'35.665P		11:47'05.258
6	34.509	31.212	23.361	19.040	1'48.122	272,9	11:48'53.380
7	35.230	30.961	23.176	19.039	1'48.406	255,6	11:50'41.786
8	34.648	31.155	23.093	19.011	1'47.907	<b>273,6</b>	11:52'29.693
9	34.485	30.781	22.966	19.074	1'47.306	268,9	11:54'16.999
10	37.020	35.434	27.190	41.292	2'20.936P	235,6	11:56'37.935
11	4'14.296	31.411	23.120	19.395	5'28.222P		12:02'06.157
12	34.480	30.782	22.985	19.049	1'47.296	265,6	12:03'53.453
13	34.113	30.779	22.956	19.052	1'46.900	268,2	12:05'40.353
14	34.243	30.853	22.972	19.121	1'47.189	267,6	12:07'27.542
15	37.117	32.451	24.070	43.552	2'17.190P	268,9	12:09'44.732
16	6'23.499	31.114	23.096	19.188	7'36.897P		12:17'21.629
17	34.094	30.570	22.759	<b>18.956</b>	1'46.379	266,2	12:19'08.008
18	33.879	<b>30.267</b>	<b>22.755</b>	18.968	<b>1'45.869</b>	268,9	12:20'53.877
19	<b>33.874</b>	30.470	24.312	41.778	2'10.434P	270,2	12:23'04.311

**17° 34 K. MANFREDI (1'46.096)**

Lap	Seg.1	Seg.2	Seg.3	Seg.4	Lap Time	km/h	Local Time
1		33.903	25.070	19.040			11:27'01.484
2	34.675	30.700	23.251	21.181	1'49.807	269,6	11:28'51.291
3	34.016	30.557	25.327	19.744	1'49.644	272,3	11:30'40.935
4	37.403	32.293	24.876	30.175	2'04.747CP	272,3	11:32'45.682
5	12'57.369	31.318	24.112	20.941	14'13.740P		11:46'59.422
6	34.103	30.862	22.924	18.937	1'46.826	271,6	11:48'46.248
7	36.978	31.233	22.857	18.854	1'49.922	268,9	11:50'36.170
8	<b>33.733</b>	31.077	23.060	19.444	1'47.314	<b>277,1</b>	11:52'23.484
9	34.005	30.431	<b>22.810</b>	<b>18.850</b>	<b>1'46.096</b>	274,3	11:54'09.580
10	38.818	31.570	23.636	38.669	2'12.693P	272,9	11:56'22.273
11	5'37.075	31.390	22.922	19.327	6'50.714P		12:03'12.987
12	33.962	35.867			1'57.980	266,2	12:05'10.967
13	34.110	31.041	22.929	18.916	1'46.996	269,6	12:06'57.963
14	33.952	31.033	22.906	19.214	1'47.105	267,6	12:08'45.068
15	35.254	30.660	22.849	18.902	1'47.665	248,5	12:10'32.733
16	33.919	30.400	22.910	18.975	1'46.204	272,3	12:12'18.937
17	36.367	31.275	24.404	20.032	1'52.078	269,6	12:14'11.015
18	34.087	<b>30.345</b>	23.090	22.727	1'50.249	272,9	12:16'01.264
19	34.404	30.448	22.820	18.898	1'46.570	262,4	12:17'47.834
20	34.448	44.727	25.227	40.081	2'24.483P	270,2	12:20'12.317

**15° 52 P. HOBELSBERGER (1'45.874)**

Lap	Seg.1	Seg.2	Seg.3	Seg.4	Lap Time	km/h	Local Time
1		34.074	25.697	19.849			11:28'30.460
2	35.620	31.847	24.049	18.948	1'50.464	270,9	11:30'20.924
3	34.764	31.437	23.604	18.787	1'48.592C	274,3	11:32'09.516
4	44.332	36.885	25.874	44.065	2'31.156CP	256,8	11:34'40.672
5	12'12.391	32.010	24.088	18.925	13'27.414P		11:48'08.086
6	34.450	31.321	23.516	18.760	1'48.047	272,9	11:49'56.133
7	33.955	30.982	23.343	18.788	1'47.068	274,3	11:51'43.201
8	34.080	35.164	23.862	18.985	1'52.091	274,3	11:53'35.292

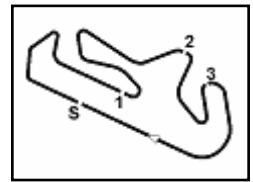
**18° 38 H. SOOMER (1'46.100)**

Lap	Seg.1	Seg.2	Seg.3	Seg.4	Lap Time	km/h	Local Time
1		32.783	23.809	19.044			11:27'19.036
2	34.770	31.132	23.038	18.871	1'47.811	272,3	11:29'06.847
3	34.358	30.868	23.490	18.758	1'47.474	272,3	11:30'54.321
4	34.175	31.163	22.832	18.816	1'46.986C	275,0	11:32'41.307

01/10/2021 P = Pits In/Out - C = Lap Time Cancelled

These data/results cannot be reproduced, stored and/or transmitted in whole or in part by any manner of electronic, mechanical, photocopying, recording, broadcasting or otherwise now known or herein after developed without the previous express consent by the copyright owner, except for reproduction in daily press and regular printed publications on sale to the public within 60 days of the event related to those data/results and always provided that copyright symbol appears together as follows below.

© DORNA WSBK ORGANIZATION Srl 2021



### Motul Portuguese Round, 1-3 October 2021

#### Chronological Analysis Free Practice 1st Session

Portimao 4.592 m

**4 / 6**

5	40.717	31.816	24.062	39.777	2'16.372CP	236,1	11:34'57.679	13	39.322	31.184	24.695	39.950	2'15.151P	270,9	12:00'04.845
6	11'05.741	31.366	23.531	18.847	12'19.485P		11:47'17.164	14	6'49.480	31.763	23.180	19.522	8'03.945P		12:08'08.790
7	34.358	30.676	23.052	<b>18.712</b>	1'46.798	<b>277,8</b>	11:49'03.962	15	34.769	31.426	23.095	19.276	1'48.566	264,9	12:09'57.356
8	34.343	<b>30.501</b>	22.781	18.823	1'46.448	273,6	11:50'50.410	16	34.779	31.386	22.993	38.694	2'07.852P	266,9	12:12'05.208
9	33.913	30.517	22.902	18.965	1'46.297	275,0	11:52'36.707	17	5'02.482	35.480	32.384	21.146	6'31.492P		12:18'36.700
10	<b>33.875</b>	1'03.883	24.409	40.602	2'42.769P	273,6	11:55'19.476	18	<b>33.911</b>	30.808	22.857	<b>18.750</b>	<b>1'46.326</b>	272,9	12:20'23.026
11	11'50.882	31.349	23.073	19.075	13'04.379P		12:08'23.855	19	34.312	31.002	30.777	21.562	1'57.653	<b>277,8</b>	12:22'20.679
12	34.449	30.827	23.055	18.993	1'47.324	268,9	12:10'11.179	20	34.218	30.759	22.902	19.008	1'46.887	271,6	12:24'07.566
13	34.178	30.663	22.848	18.970	1'46.659	270,2	12:11'57.838								
14	34.086	30.792	22.872	19.033	1'46.783	268,9	12:13'44.621								
15	38.025	31.518	23.698	40.089	2'13.330P	268,9	12:15'57.951								
16	3'30.508	31.254	23.586	18.986	4'44.334P		12:20'42.285								
17	34.091	30.738	23.081	18.878	1'46.788	270,9	12:22'29.073								
18	33.941	30.511	<b>22.685</b>	18.963	<b>1'46.100</b>	270,9	12:24'15.173								

**22° 24 L. TACCINI (1'46.341)**

Lap	Seg.1	Seg.2	Seg.3	Seg.4	Lap Time	km/h	Local Time
1		32.721	24.191	19.302			11:27'03.158
2	34.976	31.492	23.575	18.899	1'48.942	<b>275,0</b>	11:28'52.100
3	34.644	31.816	23.901	19.086	1'49.447	<b>275,0</b>	11:30'41.547
4	35.018	34.625	24.167	34.887	2'08.697CP	<b>275,0</b>	11:32'50.244
5	12'54.344	31.597	24.358	18.973	14'09.272P		11:46'59.516
6	34.404	30.781	<b>22.868</b>	18.846	1'46.899	269,6	11:48'46.415
7	36.149	31.139	22.957	18.939	1'49.184	273,6	11:50'35.599
8	34.321	31.035	23.728	18.832	1'47.916	271,6	11:52'23.515
9	34.405	30.933	22.990	18.847	1'47.175	272,3	11:54'10.690
10	36.493	31.084	23.074	18.925	1'49.576	272,9	11:56'00.266
11	34.308	30.852	22.995	18.873	1'47.028	270,9	11:57'47.294
12	34.064	31.136	23.010	39.919	2'08.129P	266,2	11:59'55.423
13	7'01.100	31.457	23.059	18.930	8'14.546P		12:08'09.969
14	34.613	30.895	23.035	18.992	1'47.535	269,6	12:09'57.504
15	34.040	30.829	23.229	19.047	1'47.145	269,6	12:11'44.649
16	35.494	31.638	23.809	40.579	2'11.520P	268,9	12:13'56.169
17	3'22.624	32.776	24.122	18.886	4'38.408P		12:18'34.577
18	34.058	30.761	23.008	18.829	1'46.656	271,6	12:20'21.233
19	<b>33.918</b>	32.187	26.229	23.129	1'55.463	274,3	12:22'16.696
20	33.991	<b>30.687</b>	22.931	<b>18.732</b>	<b>1'46.341</b>	270,9	12:24'03.037

**19° 22 F. FULIGNI (1'46.186)**

Lap	Seg.1	Seg.2	Seg.3	Seg.4	Lap Time	km/h	Local Time
1				19.175			11:27'23.614
2	35.506			18.948	1'48.958	270,9	11:29'12.572
3	34.453			25.637	1'57.975	270,2	11:31'10.547
4	39.012			43.324	2'19.856CP	268,9	11:33'30.403
5	12'35.068	32.683	28.673	21.189	13'57.613P		11:47'28.016
6	34.231	31.431	22.899	18.922	1'47.483	269,6	11:49'15.499
7	34.110	30.934	22.801	18.760	1'46.605	272,9	11:51'02.104
8	39.141	30.753	22.929	18.826	1'51.649	270,9	11:52'53.753
9	34.160	<b>30.614</b>	22.996	18.788	1'46.558	274,3	11:54'40.311
10	33.921	30.970	23.582	19.115	1'47.588	<b>275,0</b>	11:56'27.899
11	34.517	30.810	22.882	19.106	1'47.315	<b>275,0</b>	11:58'15.214
12	34.230	30.714	23.020	18.836	1'46.800	271,6	12:00'02.014
13	33.816	31.506	23.145	19.031	1'47.498	272,3	12:01'49.512
14	34.054	30.825	23.212	18.921	1'47.012	270,9	12:03'36.524
15	34.193	31.075	23.813	40.896	2'09.977P	270,9	12:05'46.501
16	7'16.612	31.364	24.407	19.185	8'31.568P		12:14'18.069
17	33.909	30.711	22.902	<b>18.753</b>	1'46.275	270,2	12:16'04.344
18	34.358	30.809	22.807	19.110	1'47.084	261,1	12:17'51.428
19	33.886	30.804	22.754	18.839	1'46.283	270,9	12:19'37.711
20	33.818	30.683	<b>22.744</b>	19.066	1'46.311	270,9	12:21'24.022
21	<b>33.707</b>	30.888	22.777	18.814	<b>1'46.186</b>	270,9	12:23'10.208
22	37.024	33.497	23.895	19.281	1'53.697	270,2	12:25'03.905

**23° 50 O. VOSTATEK (1'46.459)**

Lap	Seg.1	Seg.2	Seg.3	Seg.4	Lap Time	km/h	Local Time
1		32.462	23.924	18.952			11:27'02.363
2	34.812	30.951	23.287	18.890	1'47.940	270,9	11:28'50.303
3	34.429	30.840	26.750	23.154	1'55.173	268,2	11:30'45.476
4	35.959	31.018	24.189	40.109	2'11.275CP	264,3	11:32'56.751
5	12'48.276	31.469	24.279	18.961	14'02.985P		11:46'59.736
6	34.584	31.137	23.576	18.877	1'48.174	271,6	11:48'47.910
7	34.010	30.821	<b>22.810</b>	18.839	1'46.480	272,3	11:50'34.390
8	34.025	30.610	22.933	19.163	1'46.731	270,2	11:52'21.121
9	34.367	33.884	23.287	<b>18.820</b>	1'50.358	266,9	11:54'11.479
10	34.971	32.466	24.428	18.955	1'50.820	274,3	11:56'02.299
11	34.097	<b>30.443</b>	23.019	18.900	<b>1'46.459</b>	270,9	11:57'48.758
12	34.297	30.651	23.094	19.302	1'47.344	268,9	11:59'36.102
13	34.241	30.514	26.175	38.156	2'09.086P	264,3	12:01'45.188
14	8'25.268	30.956	23.098	19.126	9'38.448P		12:11'23.636
15	34.244	30.703	23.151	19.055	1'47.153	263,7	12:13'10.789
16	<b>33.915</b>	30.662	22.894	19.064	1'46.535	271,6	12:14'57.324
17	34.082	30.508			1'51.685	266,2	12:16'49.009
18	34.227	30.774	22.921	18.903	1'46.825	266,2	12:18'35.834
19	33.984	30.597	23.276	18.960	1'46.817	269,6	12:20'22.651
20	34.359	31.591	25.393	20.115	1'51.458	<b>278,6</b>	12:22'14.109
21	34.162	30.820	23.238	19.073	1'47.293	264,9	12:24'01.402

**20° 66 N. TUULI (1'46.247)**

Lap	Seg.1	Seg.2	Seg.3	Seg.4	Lap Time	km/h	Local Time
1		32.571	23.923	19.324			11:28'39.873
2	34.858	30.791	23.011	18.979	1'47.639	269,6	11:30'27.512
3	<b>34.023</b>	30.646	22.562	18.682	1'45.913C	270,9	11:32'13.425
4	40.167	36.610	25.226	46.367	2'28.370CP	239,7	11:34'41.795
5	11'46.583	31.932	23.189	18.860	13'00.564P		11:47'42.359
6	34.159	<b>30.593</b>	<b>22.756</b>	<b>18.739</b>	<b>1'46.247</b>	270,2	11:49'28.606

**21° 40 U. ORRADRE (1'46.326)**

Lap	Seg.1	Seg.2	Seg.3	Seg.4	Lap Time	km/h	Local Time
1		32.931	24.721	19.427			11:27'08.716
2	35.699	32.570	24.034	19.268	1'51.571	244,1	11:29'00.287
3	34.981	32.010	23.463	19.473	1'49.927	259,9	11:30'50.214
4	34.963	31.126	23.168	19.231	1'48.488C	259,9	11:32'38.702
5	39.319	32.364	23.947	41.163	2'16.793CP	239,2	11:34'55.495
6	10'50.223	31.722	23.828	19.210	12'04.983P		11:47'00.478
7	34.743	31.432	23.063	19.059	1'48.297	266,9	11:48'48.775
8	34.510	31.079	<b>22.855</b>	18.862	1'47.306	268,9	11:50'36.081
9	34.371	30.828	23.740	18.929	1'47.868	272,9	11:52'23.949
10	34.259	30.846	22.957	18.793	1'46.855	270,9	11:54'10.804
11	37.529	31.173	24.282	18.949	1'51.933	274,3	11:56'02.737
12	34.362	<b>30.616</b>	22.919	19.060	1'46.957	267,6	11:57'49.694

**24° 6 M. HERRERA (1'46.912)**

Lap	Seg.1	Seg.2	Seg.3	Seg.4	Lap Time	km/h	Local Time
1		33.707	24.383	19.450			11:27'10.292
2	35.629	31.495	23.808	19.131	1'50.063	260,5	11:29'00.355
3	35.639	32.168	23.749	18.925	1'50.481	260,5	11:30'50.836
4	35.284	31.639	23.759	19.400	1'50.082C	268,2	11:32'40.918
5	38.707	32.592	24.262	41.730	2'17.291CP	241,9	11:34'58.209

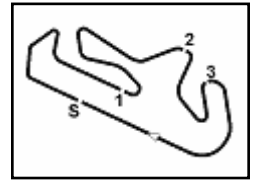
01/10/2021

P = Pits In/Out - C = Lap Time Cancelled

These data/results cannot be reproduced, stored and/or transmitted in whole or in part by any manner of electronic, mechanical, photocopying, recording, broadcasting or otherwise now known or herein after developed without the previous express consent by the copyright owner, except for reproduction in daily press and regular printed publications on sale to the public within 60 days of the event related to those data/results and always provided that copyright symbol appears together as follows below.

© DORNA WSBK ORGANIZATION Srl 2021





Portimao 4.592 m

## Motul Portuguese Round, 1-3 October 2021

### Chronological Analysis Free Practice 1st Session

**5 / 6**

6	11'04.591	31.786	23.451	18.956	12'18.784P		11:47'16.993	2	37.036	33.003	24.432	19.609	1'54.080	256.8	11:29'16.363
7	34.842	31.502	23.475	19.022	1'48.841	270.2	11:49'05.834	3	36.242	32.219	24.088	20.437	1'52.986	256.2	11:31'09.349
8	34.873	30.937	23.306	<b>18.876</b>	1'47.992	<b>273.6</b>	11:50'53.826	4	38.670	33.168	23.885	43.254	2'18.977CP	252.6	11:33'28.326
9	34.682	31.071	25.899	42.329	2'13.981P	271.6	11:53'07.807	5	12'18.725	32.512	24.102	19.238	13'34.577P		11:47'02.903
10	6'40.043	31.565	23.614	19.089	7'54.311P		12:01'02.118	6	35.380	31.668	23.560	19.074	1'49.682	250.8	11:48'52.585
11	34.823	30.848	23.269	18.981	1'47.921	261.7	12:02'50.039	7	34.795	31.537	23.948	19.137	1'49.417	<b>272.9</b>	11:50'42.002
12	34.647	31.204	23.222	19.151	1'48.224	267.6	12:04'38.263	8	35.383	31.560	23.620	19.043	1'49.606	261.1	11:52'31.608
13	39.919	31.415	26.687	30.960	2'08.981P	268.9	12:06'47.244	9	34.759	31.246	23.528	18.937	1'48.470	271.6	11:54'20.078
14	5'20.327	31.175	23.102	19.142	6'33.746P		12:13'20.990	10	34.652	31.534	23.825	<b>18.925</b>	1'48.936	<b>272.9</b>	11:56'09.014
15	<b>34.241</b>	<b>30.788</b>	<b>22.938</b>	18.945	<b>1'46.912</b>	270.9	12:15'07.902	11	34.716	31.648	23.624	43.236	2'13.224P	259.2	11:58'22.238
16	41.010	31.329	23.870	19.217	1'55.426	264.3	12:17'03.328	12	5'27.724	31.640	23.573	19.085	6'42.022P		12:05'04.260
17	34.419	31.169	23.174	19.162	1'47.924	269.6	12:18'51.252	13	34.758	31.314	<b>23.214</b>	19.215	1'48.501	266.2	12:06'52.761
18	34.285	30.869	23.053	19.035	1'47.242	271.6	12:20'38.494	14	34.465	31.019	23.429	18.941	1'47.854	267.6	12:08'40.615
19	40.208	31.490	23.363	19.043	1'54.104	267.6	12:22'32.598	15	34.480	31.016	23.282	19.181	1'47.959	266.2	12:10'28.574
20	34.449	30.842	23.122	19.042	1'47.455	270.2	12:24'20.053	16	34.592	31.259	23.613	43.937	2'13.401P	266.2	12:12'41.975
								17	3'17.257	31.896	23.662	19.092	4'31.907P		12:17'13.882
								18	34.519	31.205	23.299	19.061	1'48.084	268.9	12:19'01.966
								19	34.437	30.935	23.403	19.151	1'47.926	268.2	12:20'49.892
								20	34.393	31.113	23.276	18.919	1'47.701C	268.2	12:22'37.593
								21	<b>34.356</b>	<b>30.929</b>	23.365	19.006	<b>1'47.656</b>	269.6	12:24'25.249

**25° 49 A. VIU (1'47.026)**

Lap	Seg.1	Seg.2	Seg.3	Seg.4	Lap Time	km/h	Local Time
1		33.272	24.626	19.606			11:27'51.880
2	36.262	32.205	23.744	19.259	1'51.470	267.6	11:29'43.350
3	35.392	31.455	23.739	19.249	1'49.835	268.9	11:31'33.185
4	36.350	33.107	24.527	42.413	2'16.397CP	268.2	11:33'49.582
5	12'07.937	32.163	27.648	19.150	13'26.898P		11:47'16.480
6	34.959	31.698	23.525	19.144	1'49.326	270.9	11:49'05.806
7	35.309	31.394	23.386	19.016	1'49.105	268.9	11:50'54.911
8	35.020	31.308	23.274	19.151	1'48.753	270.2	11:52'43.664
9	35.260	31.379	23.384	19.135	1'49.158	268.2	11:54'32.822
10	38.242	34.847	23.690	19.286	1'56.065	268.2	11:56'28.887
11	34.560	30.937	23.459	<b>18.907</b>	1'47.863	272.3	11:58'16.750
12	36.234	33.089	24.318	42.939	2'16.580P	269.6	12:00'33.330
13	7'40.766	31.656	23.386	19.313	8'55.121P		12:09'28.451
14	35.035	31.341	23.152	19.361	1'48.889	264.3	12:11'17.340
15	34.835	30.916	23.260	19.282	1'48.293	263.7	12:13'05.633
16	39.128	31.230	23.234	19.151	1'52.743	265.6	12:14'58.376
17	34.500	30.863	<b>23.024</b>	19.149	1'47.536	269.6	12:16'45.912
18	34.685	32.030	23.741	19.116	1'49.572	267.6	12:18'35.484
19	34.135	<b>30.679</b>	23.135	19.077	<b>1'47.026</b>	<b>273.6</b>	12:20'22.510
20	35.382	31.023	25.703	21.330	1'53.438	271.6	12:22'15.948
21	<b>34.102</b>	31.136	25.785	44.401	2'15.424P	270.2	12:24'31.372

**28° 2 L. MONTELLA (1'47.782)**

Lap	Seg.1	Seg.2	Seg.3	Seg.4	Lap Time	km/h	Local Time
1		33.693	24.942	19.372			11:27'08.129
2	36.069	32.546	24.077	19.363	1'52.055	270.2	11:29'00.184
3	35.521	32.273	23.704	19.090	1'50.588	270.2	11:30'50.772
4	47.854	34.392	26.791	48.123	2'37.160CP	<b>272.3</b>	11:33'27.932
5	12'42.482	33.454			14'05.686P		11:47'33.618
6	38.720	31.846	23.818	19.126	1'53.510	267.6	11:49'27.128
7	35.903	34.183	24.007	19.182	1'53.275	270.2	11:51'20.403
8	35.002	31.655	23.760	19.167	1'49.584	270.2	11:53'09.987
9	45.839	31.701	23.890	19.086	2'00.516	270.2	11:55'10.503
10	35.307	31.660	23.836	19.072	1'49.875	266.2	11:57'00.378
11	35.520	32.757	24.707	42.245	2'15.229P	267.6	11:59'15.607
12	6'10.271	32.582	23.640	19.253	7'25.746P		12:06'41.353
13	35.115	31.592	23.572	19.142	1'49.421	267.6	12:08'30.774
14	37.131	32.070			1'58.229	266.9	12:10'29.003
15	34.695	31.133	23.338	19.294	1'48.460	267.6	12:12'17.463
16	34.608	<b>30.908</b>	<b>23.302</b>	<b>18.964</b>	<b>1'47.782</b>	269.6	12:14'05.245
17	34.664	36.909	30.146	19.139	2'00.858	269.6	12:16'06.103
18	34.708	31.292	23.415	19.244	1'48.659	<b>272.3</b>	12:17'54.762
19	<b>34.604</b>	36.064	23.924	19.006	1'53.598	270.2	12:19'48.360
20	34.683	31.133	24.054	43.175	2'13.045P	<b>272.3</b>	12:22'01.405

**26° 55 G. HENDRA PRATAMA (1'47.148)**

Lap	Seg.1	Seg.2	Seg.3	Seg.4	Lap Time	km/h	Local Time
1		33.330	24.395	19.295			11:27'20.933
2	36.193	31.913	32.123	19.203	1'59.432	<b>273.6</b>	11:29'20.365
3	34.660	31.424	23.498	19.537	1'49.119	272.3	11:31'09.484
4	42.132	32.468	24.683	43.009	2'22.292CP	272.3	11:33'31.776
5	13'29.855	32.271	24.210	19.325	14'45.661P		11:48'17.437
6	34.649	31.796	23.332	19.298	1'49.075	268.9	11:50'06.512
7	34.717	31.592	23.362	19.291	1'48.962	270.9	11:51'55.474
8	34.445	31.256	23.082	19.009	1'47.792	270.2	11:53'43.266
9	34.206	33.337	24.155	19.299	1'50.997	270.9	11:55'34.263
10	34.340	31.340	23.246	19.136	1'48.062	269.6	11:57'22.325
11	34.301	31.344	23.686	43.722	2'13.053P	269.6	11:59'35.378
12	14'24.432	31.426	23.454	19.039	15'38.351P		12:15'13.729
13	34.664	31.048	23.538	19.043	1'48.293	<b>273.6</b>	12:17'02.022
14	34.254	31.210	23.200	19.167	1'47.831	271.6	12:18'49.853
15	34.163	35.400	24.496	18.967	1'53.026	271.6	12:20'42.879
16	34.326	<b>30.922</b>	23.236	<b>18.858</b>	1'47.342	271.6	12:22'30.221
17	<b>34.105</b>	31.022	<b>23.019</b>	19.002	<b>1'47.148</b>	271.6	12:24'17.369

**29° 42 S. FROSSARD (1'48.343)**

Lap	Seg.1	Seg.2	Seg.3	Seg.4	Lap Time	km/h	Local Time
1		34.895	25.026	19.711			11:27'45.261
2	36.225	33.190	24.304	19.744	1'53.463	261.7	11:29'38.724
3	35.320	33.550	23.831	19.727	1'52.428	266.2	11:31'31.152
4	36.612	34.035	24.166	41.478	2'16.291CP	265.6	11:33'47.443
5	12'00.481	32.538	24.069	19.132	13'16.220P		11:47'03.663
6	35.014	31.601	23.790	<b>19.042</b>	1'49.447	276.4	11:48'53.110
7	35.753	32.017	23.681	19.169	1'50.620	<b>277.1</b>	11:50'43.730
8	35.451	31.798	23.702	19.393	1'50.344	272.3	11:52'34.074
9	35.428	31.888	23.963	19.542	1'50.821	270.9	11:54'24.895
10	35.066	31.851	23.756	19.227	1'49.900	268.2	11:56'14.795
11	34.855	31.744	23.514	19.408	1'49.521	270.9	11:58'04.316
12	34.825	33.508	24.284	19.516	1'52.133	269.6	11:59'56.449
13	35.002	32.126	23.755	19.536	1'50.419	268.2	12:01'46.868
14	35.031	32.074	23.982	19.548	1'50.635	267.6	12:03'37.503
15	34.965	31.931	24.126	40.031	2'11.053P	269.6	12:05'48.556
16	5'56.924	31.650	23.474	19.399	7'11.447P		12:13'00.003
17	34.458	31.489	23.409	19.244	1'48.600	268.9	12:14'48.603

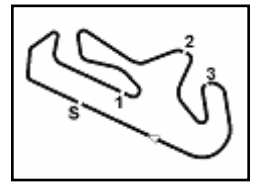
**27° 95 V. TAKALA (1'47.656)**

Lap	Seg.1	Seg.2	Seg.3	Seg.4	Lap Time	km/h	Local Time
1		35.703	25.124	19.836			11:27'22.283

01/10/2021 P = Pits In/Out - C = Lap Time Cancelled

These data/results cannot be reproduced, stored and/or transmitted in whole or in part by any manner of electronic, mechanical, photocopying, recording, broadcasting or otherwise now known or herein after developed without the previous express consent by the copyright owner, except for reproduction in daily press and regular printed publications on sale to the public within 60 days of the event related to those data/results and always provided that copyright symbol appears together as follows below.

© DORNA WSBK ORGANIZATION Srl 2021



## Motul Portuguese Round, 1-3 October 2021 Chronological Analysis Free Practice 1st Session

18	35.250	31.740	23.352	19.457	1'49.799	268,9	12:16'38.402	12	34.904	31.492	23.680	19.021	1'49.097	268,9	11:58'16.715
19	34.473	32.681	24.177	21.249	1'52.580	267,6	12:18'30.982	13	35.685	32.115	23.975	39.899	2'11.674P	259,9	12:00'28.389
20	34.678	31.560	23.521	19.089	1'48.848	266,9	12:20'19.830	14	10'41.767	32.014	24.346	19.170	1'57.297P		12:12'25.686
21	<b>34.380</b>	<b>31.284</b>	<b>23.343</b>	19.336	<b>1'48.343</b>	273,6	12:22'08.173	15	<b>34.730</b>	<b>31.393</b>	23.776	19.240	1'49.139	267,6	12:14'14.825
22	34.415	34.510	25.202	19.812	1'53.939	270,9	12:24'02.112	16	34.778	31.427	23.998	19.048	1'49.251	264,9	12:16'04.076

**30° 92 B. VAN EERDE (1'48.375)**

Lap	Seg.1	Seg.2	Seg.3	Seg.4	Lap Time	km/h	Local Time
1		33.889	24.947	19.531			11:27'07.697
2	36.220	32.559	23.822	19.294	1'51.895	264,3	11:28'59.592
3	35.690	32.288	23.623	19.144	1'50.745	267,6	11:30'50.337
4	35.215	31.688	23.965	19.163	1'50.031C	263,7	11:32'40.368
5	38.550	32.896	24.576	42.819	2'18.841CP	256,2	11:34'59.209
6	10'47.360	32.237	23.653	19.232	12'02.482P		11:47'01.691
7	34.983	31.755	23.492	18.993	1'49.223	269,6	11:48'50.914
8	34.909	31.762	23.824	19.160	1'49.655	<b>270,9</b>	11:50'40.569
9	35.207	32.074	23.309	19.054	1'49.644	266,9	11:52'30.213
10	34.979	31.522	23.561	19.093	1'49.155	264,9	11:54'19.368
11	35.012	31.557	23.607	<b>18.992</b>	1'49.168	268,2	11:56'08.536
12	34.982	31.545	23.438	19.088	1'49.053	264,3	11:57'57.589
13	37.463	32.953	24.978	43.561	2'18.955P	256,8	12:00'16.544
14	7'21.892	32.551	23.775	19.247	8'37.465P		12:08'54.009
15	35.120	31.595	23.596	19.183	1'49.494	264,3	12:10'43.503
16	34.853	31.461	23.487	19.110	1'48.911	266,9	12:12'32.414
17	34.683	31.661	23.701	19.150	1'49.195	264,9	12:14'21.609
18	35.467	34.016	24.751	44.178	2'18.412P	268,2	12:16'40.021
19	4'14.418	32.240	23.681	19.158	5'29.497P		12:22'09.518
20	<b>34.569</b>	<b>31.395</b>	<b>23.283</b>	19.128	<b>1'48.375</b>	269,6	12:23'57.893

**33° 45 S. KAWASAKI (1'49.821)**

Lap	Seg.1	Seg.2	Seg.3	Seg.4	Lap Time	km/h	Local Time
1		34.641	25.267	19.920			11:27'11.188
2	36.351	32.868	24.209	19.608	1'53.036	246,8	11:29'04.224
3	35.334	32.100	24.242	19.184	1'50.860	267,6	11:30'55.084
4	39.632	32.960	25.180	44.907	2'22.679CP	<b>272,3</b>	11:33'17.763
5	12'46.584	32.542	24.146	19.237	14'02.509P		11:47'20.272
6	35.455	31.822	<b>23.819</b>	19.290	1'50.386	260,5	11:49'10.658
7	35.352	32.064	23.827	19.475	1'50.718	265,6	11:51'01.376
8	35.195	33.873	24.282	19.032	1'52.382	266,9	11:52'53.758
9	35.163	32.011	24.284	19.844	1'51.302	266,9	11:54'45.060
10	35.733	32.097	28.704	22.093	1'58.627	265,6	11:56'43.687
11	35.736	32.108	24.182	19.417	1'51.443	261,7	11:58'35.130
12	37.050	32.550	24.760	41.361	2'15.721P	259,9	12:00'50.851
13	8'18.203	31.934	27.926	20.538	9'38.601P		12:10'29.452
14	35.530	<b>31.453</b>	23.844	<b>18.994</b>	<b>1'49.821</b>	260,5	12:12'19.273
15	<b>35.073</b>	31.651	24.061	19.390	1'50.175	264,9	12:14'09.448
16	36.736	31.685	26.462	19.735	1'54.618	263,7	12:16'04.066
17	35.296	32.021	26.254	19.142	1'52.713	261,1	12:17'56.779
18	35.311	31.771	23.910	19.308	1'50.300	265,6	12:19'47.079
19	35.290	31.498	24.019	19.272	1'50.079	267,6	12:21'37.158
20	35.153	31.734	23.974	19.234	1'50.095	265,6	12:23'27.253

**31° 69 E. MONTERO HUERTA (1'48.873)**

Lap	Seg.1	Seg.2	Seg.3	Seg.4	Lap Time	km/h	Local Time
1		34.260	24.989	19.972			11:27'38.003
2	36.193	32.985	24.539	19.648	1'53.365	253,8	11:29'31.368
3	35.748	32.728	24.153	19.580	1'52.209	260,5	11:31'23.577
4	35.780	32.097	24.017	42.559	2'14.453CP	257,4	11:33'38.030
5	12'25.859	32.410	23.760	19.536	13'41.565P		11:47'19.595
6	37.619	31.851	23.845	19.277	1'52.592	264,3	11:49'12.187
7	35.198	31.790	23.587	<b>19.133</b>	1'49.708	261,1	11:51'01.895
8	34.921	40.323	24.775	19.412	1'59.431	<b>269,6</b>	11:53'01.326
9	34.845	31.599	23.567	19.278	1'49.289	265,6	11:54'50.615
10	37.215	33.186			2'03.289	266,2	11:56'53.904
11	<b>34.762</b>	31.432	23.491	19.188	<b>1'48.873</b>	260,5	11:58'42.777
12	37.511	32.591	24.180	44.947	2'19.229P	261,1	12:01'02.006
13	9'12.623	32.782	23.718	19.423	10'28.546P		12:11'30.552
14	34.816	34.957	24.043	19.458	1'53.274	264,3	12:13'23.826
15	34.766	31.359	23.645	19.373	1'49.143	265,6	12:15'12.969
16	34.967	<b>31.224</b>	23.460	19.351	1'49.002	265,6	12:17'01.971
17	35.172	31.470	<b>23.309</b>	19.377	1'49.328	256,8	12:18'51.299
18	34.805	31.327	28.159	43.498	2'17.789P	262,4	12:21'09.088

**32° 82 P. ROMERO BARBOSA (1'49.080)**

Lap	Seg.1	Seg.2	Seg.3	Seg.4	Lap Time	km/h	Local Time
1		34.033	25.633	19.444			11:27'11.271
2	36.020	32.539	24.534	19.493	1'52.586	271,6	11:29'03.857
3	35.316	31.934	24.307	<b>18.856</b>	1'50.413	269,6	11:30'54.270
4	35.413	31.805	24.382	20.864	1'52.464C	<b>275,0</b>	11:32'46.734
5	39.282	32.863	24.840	40.585	2'17.570CP	225,3	11:35'04.304
6	10'59.773	32.522	24.180	19.002	12'15.477P		11:47'19.781
7	35.083	31.620	23.847	19.093	1'49.643	266,9	11:49'09.424
8	35.022	31.472	23.822	19.070	1'49.386	269,6	11:50'58.810
9	35.037	31.566	23.966	19.099	1'49.668	267,6	11:52'48.478
10	35.126	31.565	23.774	19.237	1'49.702	266,2	11:54'38.180
11	35.357	31.513	<b>23.535</b>	19.033	1'49.438	265,6	11:56'27.618

01/10/2021 P = Pits In/Out - C = Lap Time Cancelled

These data/results cannot be reproduced, stored and/or transmitted in whole or in part by any manner of electronic, mechanical, photocopying, recording, broadcasting or otherwise now known or herein after developed without the previous express consent by the copyright owner, except for reproduction in daily press and regular printed publications on sale to the public within 60 days of the event related to those data/results and always provided that copyright symbol appears together as follows below.

© DORNA WSBK ORGANIZATION Srl 2021