

Portimao 4.592 m

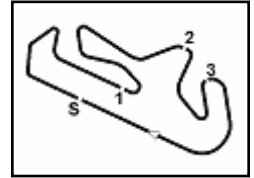
**1 / 4**

1° 16 J. CLUZEL (1'43.908)								7° 4 S. ODENDAAL (1'44.395)							
Lap	Seg.1	Seg.2	Seg.3	Seg.4	Lap Time	km/h	Local Time	Lap	Seg.1	Seg.2	Seg.3	Seg.4	Lap Time	km/h	Local Time
1		31.524	23.217	18.951			10:28'08.702	1		32.009	28.334	18.646			10:28'09.867
2	39.372	30.510	22.679	18.921	1'51.482	266,9	10:30'00.184	2	33.900	30.163	23.859	23.020	1'50.942	268,2	10:30'00.809
3	33.469	29.828	<b>22.194</b>	18.762	1'44.253	266,9	10:31'44.437	3	33.648	30.051	22.667	18.615	1'44.981	269,6	10:31'45.790
4	33.405	34.986	25.448	20.334	1'54.173	268,2	10:33'38.610	4	35.155	30.315	22.706	18.508	1'46.684	269,6	10:33'32.474
5	33.530	29.951	22.291	18.681	1'44.453	265,6	10:35'23.063	5	33.735	29.998	24.723	39.935	2'08.391P	268,2	10:35'40.865
6	34.521	31.222	23.357	39.510	2'08.610P	267,6	10:37'31.673	6	3'46.044	30.610	25.254	18.803	5'00.711P	266,2	10:40'41.576
7	1'48.527	30.655	22.585	18.799	3'00.566P		10:40'32.239	7	33.834	30.038	32.572	19.975	1'56.419	266,2	10:42'37.995
8	33.362	<b>29.678</b>	22.292	18.576	<b>1'43.908</b>	266,2	10:42'16.147	8	<b>33.442</b>	29.945	<b>22.645</b>	<b>18.363</b>	<b>1'44.395</b>	270,2	10:44'22.390
9	<b>33.281</b>	29.808	22.365	<b>18.519</b>	1'43.973	<b>272,3</b>	10:44'00.120	9	33.495	<b>29.911</b>	22.653	18.491	1'44.550	<b>272,3</b>	10:46'06.940
10	37.258	30.757	25.799	20.251	1'54.065	270,9	10:45'54.185								
2° 77 D. AEGERTER (1'43.926)								8° 94 F. CARICASULO (1'44.432)							
Lap	Seg.1	Seg.2	Seg.3	Seg.4	Lap Time	km/h	Local Time	Lap	Seg.1	Seg.2	Seg.3	Seg.4	Lap Time	km/h	Local Time
1		31.342	23.568	19.854			10:28'21.584	1		32.572	26.102	22.587			10:27'43.931
2	33.892	29.919	22.757	18.707	1'45.275	262,4	10:30'06.859	2	33.940	30.277	22.522	18.714	1'45.453	265,6	10:29'29.384
3	33.411	30.002	22.573	18.515	1'44.501	264,3	10:31'51.360	3	33.481	30.176	22.450	18.688	1'44.795	269,6	10:31'14.179
4	33.267	<b>29.733</b>	23.081	39.352	2'05.433P	266,2	10:33'56.793	4	34.333	31.307	23.058	18.934	1'47.632	<b>275,0</b>	10:33'01.811
5	4'02.162	30.799	23.258	18.696	5'14.915P		10:39'11.708	5	33.481	31.736	22.678	18.822	1'46.717	267,6	10:34'48.528
6	33.491	29.905	<b>22.458</b>	<b>18.481</b>	1'44.335	263,7	10:40'56.043	6	33.616	29.929	<b>22.344</b>	18.934	1'44.823	263,7	10:36'33.351
7	<b>33.087</b>	29.819	22.465	18.555	<b>1'43.926</b>	264,3	10:42'39.969	7	34.123	30.976	22.941	38.532	2'06.572P	261,7	10:38'39.923
8	33.100	29.832	22.524	18.544	1'44.000	266,2	10:44'23.969	8	2'50.552	30.298	22.403	18.874	4'02.127P		10:42'42.050
9	37.152	30.083	22.812	18.619	1'48.666	<b>266,9</b>	10:46'12.635	9	33.430	<b>29.848</b>	22.491	<b>18.663</b>	<b>1'44.432</b>	264,9	10:44'26.482
								10	<b>33.327</b>	30.724	23.722	19.181	1'46.954	269,6	10:46'13.436
3° 66 N. TUULI (1'43.954)								9° 5 P. OETTL (1'44.458)							
Lap	Seg.1	Seg.2	Seg.3	Seg.4	Lap Time	km/h	Local Time	Lap	Seg.1	Seg.2	Seg.3	Seg.4	Lap Time	km/h	Local Time
1		32.932	24.666	22.237			10:27'38.837	1		32.964	26.530	22.169			10:27'40.866
2	34.072	30.250	22.333	18.864	1'45.519	259,9	10:29'24.356	2	34.206	30.642	22.803	18.743	1'46.394	<b>272,3</b>	10:29'27.260
3	33.493	29.843	22.279	18.653	1'44.268	262,4	10:31'08.624	3	33.275	30.141	<b>22.577</b>	18.592	1'44.585	268,9	10:31'11.845
4	37.560	35.835	24.437	42.757	2'20.589P	<b>264,3</b>	10:33'29.213	4	33.348	29.994	22.642	18.712	1'44.696	270,2	10:32'56.541
5	5'07.868	31.142	25.999	19.073	6'24.082P		10:39'53.295	5	35.819	36.678	23.583	40.898	2'16.978P	238,7	10:35'13.519
6	33.471	30.015	22.361	18.603	1'44.450	263,7	10:41'37.745	6	4'30.731	31.735	23.294	18.869	5'44.629P		10:40'58.148
7	<b>33.307</b>	29.806	<b>22.251</b>	<b>18.590</b>	<b>1'43.954</b>	261,1	10:43'21.699	7	33.577	30.069	22.616	18.640	1'44.902	266,2	10:42'43.050
8	33.516	<b>29.771</b>	22.343	18.616	1'44.246	260,5	10:45'05.945	8	33.367	<b>29.860</b>	22.646	18.585	<b>1'44.458</b>	268,2	10:44'27.508
								9	<b>33.268</b>	29.979	22.976	<b>18.531</b>	1'44.754	268,9	10:46'12.262
4° 81 M. GONZALEZ (1'44.033)								10° 91 Y. MONTELLA (1'44.650)							
Lap	Seg.1	Seg.2	Seg.3	Seg.4	Lap Time	km/h	Local Time	Lap	Seg.1	Seg.2	Seg.3	Seg.4	Lap Time	km/h	Local Time
1		30.938	24.637	18.672			10:28'12.343	1		30.613	22.799	19.114			10:26'58.166
2	33.696	29.949	26.824	19.651	1'50.120	266,2	10:30'02.463	2	34.278	30.158	22.574	18.947	1'45.957	259,2	10:28'44.123
3	33.413	29.838	22.208	19.182	1'44.641	266,2	10:31'47.104	3	33.768	29.935	27.497	18.825	1'50.025	261,7	10:30'34.148
4	33.395	29.784	<b>22.174</b>	18.776	1'44.129	<b>268,2</b>	10:33'31.233	4	33.832	30.108	<b>22.447</b>	18.899	1'45.286	260,5	10:32'19.434
5	34.025	31.832	22.672	38.023	2'06.552P	264,9	10:35'37.785	5	34.104	31.619	23.537	40.784	2'10.044P	260,5	10:34'29.478
6	3'38.316	30.577	22.960	19.131	4'50.984P		10:40'28.769	6	1'50.758	30.586	22.713	18.881	3'02.938P		10:37'32.416
7	33.476	<b>29.618</b>	22.253	18.686	<b>1'44.033</b>	263,0	10:42'12.802	7	33.604	<b>29.758</b>	22.540	<b>18.748</b>	<b>1'44.650</b>	260,5	10:39'17.066
8	33.404	30.545	22.577	<b>18.644</b>	1'45.170	266,9	10:43'57.972	8	<b>33.362</b>	29.907	22.539	18.879	1'44.687	263,7	10:41'01.753
9	<b>33.187</b>	29.712	22.303	18.652	1'43.854C	267,6	10:45'41.826	9	33.568	30.136	26.397	19.323	1'49.424	265,6	10:42'51.177
								10	33.486	30.169	22.619	20.957	1'47.231	262,4	10:44'38.408
								11	35.788	31.124	22.944	19.121	1'48.977	<b>268,2</b>	10:46'27.385
5° 61 C. ONCU (1'44.077)								6° 3 R. DE ROSA (1'44.104)							
Lap	Seg.1	Seg.2	Seg.3	Seg.4	Lap Time	km/h	Local Time	Lap	Seg.1	Seg.2	Seg.3	Seg.4	Lap Time	km/h	Local Time
1		32.689	24.526	22.996			10:27'40.092	1		32.689	24.526	22.996			10:27'40.092
2	33.529	30.094	22.411	18.681	1'44.715	264,9	10:29'24.807	2	33.529	30.094	22.411	18.681	1'44.715	264,9	10:29'24.807
3	33.463	<b>29.849</b>	<b>22.273</b>	<b>18.492</b>	<b>1'44.077</b>	268,2	10:31'08.884	3	33.463	<b>29.849</b>	<b>22.273</b>	<b>18.492</b>	<b>1'44.077</b>	268,2	10:31'08.884
4	33.725	30.097	23.139	39.068	2'06.029P	<b>273,6</b>	10:33'14.913	4	33.725	30.097	23.139	39.068	2'06.029P	<b>273,6</b>	10:33'14.913
5	4'07.968	32.294	24.225	19.060	5'23.547P		10:38'38.460	5	4'07.968	32.294	24.225	19.060	5'23.547P		10:38'38.460
6	<b>33.444</b>	30.146	22.530	18.772	1'44.892	264,3	10:40'23.352	6	<b>33.444</b>	30.146	22.530	18.772	1'44.892	264,3	10:40'23.352
7	39.446	30.797	22.671	18.769	1'51.683	263,7	10:42'15.035	7	39.446	30.797	22.671	18.769	1'51.683	263,7	10:42'15.035
8	45.439	30.617	31.955	22.141	2'10.152	264,9	10:44'25.187	8	45.439	30.617	31.955	22.141	2'10.152	264,9	10:44'25.187
9	33.666	30.049	22.708	19.057	1'45.480	266,9	10:46'10.667	9	33.666	30.049	22.708	19.057	1'45.480	266,9	10:46'10.667

02/10/2021 P = Pits In/Out - C = Lap Time Cancelled

These data/results cannot be reproduced, stored and/or transmitted in whole or in part by any manner of electronic, mechanical, photocopying, recording, broadcasting or otherwise now known or herein after developed without the previous express consent by the copyright owner, except for reproduction in daily press and regular printed publications on sale to the public within 60 days of the event related to those data/results and always provided that copyright symbol appears together as follows below.

© DORNA WSBK ORGANIZATION Srl 2021



Portimao 4.592 m

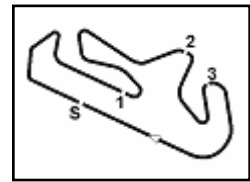
2 / 4

11° 28 G. VAN STRAALEN (1'44.667)							
Lap	Seg.1	Seg.2	Seg.3	Seg.4	Lap Time	km/h	Local Time
1		31.192	24.259	20.564			10:27'16.434
2	33.822	30.452	22.617	18.756	1'45.647	<b>265,6</b>	10:29'02.081
3	33.679	30.496	22.591	18.791	1'45.557	263,7	10:30'47.638
4	<b>33.420</b>	30.105	22.741	18.749	1'45.015	264,9	10:32'32.653
5	34.134	30.510	23.125	39.842	2'07.611P	264,3	10:34'40.264
6	2'57.648	30.551	22.687	18.709	4'09.595P		10:38'49.859
7	33.711	30.299	<b>22.480</b>	<b>18.633</b>	1'45.123	261,1	10:40'34.982
8	33.475	<b>30.003</b>	22.540	18.649	<b>1'44.667</b>	263,7	10:42'19.649
9	33.568	30.085	22.547	19.051	1'45.251	263,7	10:44'04.900
10	34.265	30.417	22.993	19.129	1'46.804	261,1	10:45'51.704
12° 52 P. HOBELSBERGER (1'44.732)							
Lap	Seg.1	Seg.2	Seg.3	Seg.4	Lap Time	km/h	Local Time
1		31.841	24.177	18.821			10:27'29.218
2	33.766	30.421	22.866	18.588	1'45.641	264,3	10:29'14.859
3	33.336	30.351	22.777	18.597	1'45.061	267,6	10:30'59.920
4	40.980	32.736	23.763	40.916	2'18.395P	<b>272,9</b>	10:33'18.315
5	2'52.445	31.412	23.180	18.799	4'05.836P		10:37'24.151
6	34.380	32.943	23.459	18.879	1'49.661	264,3	10:39'13.812
7	33.193	39.577	23.826	18.705	1'55.301	<b>272,9</b>	10:41'09.113
8	33.260	30.170	<b>22.724</b>	18.578	<b>1'44.732</b>	264,9	10:42'53.845
9	33.293	39.206	22.857	<b>18.551</b>	1'53.907	267,6	10:44'47.752
10	<b>33.166</b>	<b>30.055</b>	31.874	19.260	1'54.355	270,9	10:46'42.107
13° 21 R. KRUMMENACHER (1'44.890)							
Lap	Seg.1	Seg.2	Seg.3	Seg.4	Lap Time	km/h	Local Time
1		32.068	28.204	19.063			10:27'11.106
2	33.720	<b>30.133</b>	<b>22.557</b>	<b>18.480</b>	<b>1'44.890</b>	264,3	10:28'55.996
3	34.510	30.956	23.111	18.835	1'47.412	<b>271,6</b>	10:30'43.408
14° 34 K. MANFREDI (1'44.925)							
Lap	Seg.1	Seg.2	Seg.3	Seg.4	Lap Time	km/h	Local Time
1		30.611	22.821	19.065			10:26'58.439
2	34.266	30.281	22.893	18.862	1'46.302	<b>264,9</b>	10:28'44.741
3	34.399	30.198	25.129	20.065	1'49.791	263,0	10:30'34.532
4	33.811	30.123	<b>22.517</b>	18.871	1'45.322	<b>264,9</b>	10:32'19.854
5	34.020	30.638	23.658	37.362	2'05.678P	263,7	10:34'25.532
6	3'12.831	30.611	22.799	18.919	4'25.160P		10:38'50.692
7	33.892	<b>30.056</b>	22.629	18.770	1'45.347	263,0	10:40'36.039
8	<b>33.509</b>	30.067	22.603	<b>18.746</b>	<b>1'44.925</b>	263,7	10:42'20.964
9	33.536	30.115			2'11.420P	262,4	10:44'32.384
15° 38 H. SOOMER (1'44.975)							
Lap	Seg.1	Seg.2	Seg.3	Seg.4	Lap Time	km/h	Local Time
1		31.608	23.878	19.084			10:27'17.557
2	34.207	30.564	22.709	18.884	1'46.364	266,9	10:29'03.921
3	34.177	30.348	22.649	18.690	1'45.864	262,4	10:30'49.785
4	<b>33.596</b>	30.485	22.741	18.935	1'45.757	<b>270,2</b>	10:32'35.542
5	34.340	30.595	23.195	39.289	2'07.419P	264,3	10:34'42.961
6	3'16.424	30.805	23.179	18.863	4'29.271P		10:39'12.232
7	33.678	30.338	23.177	18.908	1'46.101	266,9	10:40'58.333
8	33.888	30.206	22.627	18.690	1'45.411	265,6	10:42'43.744
9	33.712	<b>30.016</b>	<b>22.589</b>	<b>18.658</b>	<b>1'44.975</b>	267,6	10:44'28.719
10	33.956	30.398	23.076	19.049	1'46.479	268,9	10:46'15.198
16° 56 P. SEBESTYEN (1'45.063)							
Lap	Seg.1	Seg.2	Seg.3	Seg.4	Lap Time	km/h	Local Time
1		30.622	23.300	18.904			10:26'59.182
2	34.049	30.269	22.673	18.800	1'45.791	<b>267,6</b>	10:28'44.973
3	33.917	30.212	29.755	19.101	1'52.985	265,6	10:30'37.958
17° 25 M. BRENNER (1'45.246)							
Lap	Seg.1	Seg.2	Seg.3	Seg.4	Lap Time	km/h	Local Time
1		31.511	24.565	20.420			10:27'16.132
2	33.851	31.065	24.221	18.697	1'47.834	264,9	10:29'03.966
3	33.633	<b>30.316</b>	22.705	<b>18.592</b>	<b>1'45.246</b>	<b>269,6</b>	10:30'49.212
4	<b>33.536</b>	30.684	25.270	39.453	2'08.943P	<b>269,6</b>	10:32'58.155
5	5'43.377	30.958	23.336	19.501	6'57.172P		10:39'55.327
6	33.814	30.341	<b>22.616</b>	18.887	1'45.658	266,9	10:41'40.985
7	33.821	36.398	25.394	25.851	2'01.464	264,9	10:43'42.449
8	34.099	30.854	28.087	21.465	1'54.505	263,0	10:45'36.954
18° 22 F. FULIGNI (1'45.280)							
Lap	Seg.1	Seg.2	Seg.3	Seg.4	Lap Time	km/h	Local Time
1		32.400	24.632	22.994			10:27'40.435
2	34.428	30.669	22.680	18.999	1'46.776	265,6	10:29'27.211
3	34.065	30.425	22.689	18.879	1'46.058	262,4	10:31'13.269
4	33.761	30.806	<b>22.532</b>	18.901	1'46.000	265,6	10:32'59.269
5	34.007	30.687	23.002	40.725	2'08.421P	262,4	10:35'07.690
6	4'35.475	31.325	24.619	19.180	5'50.599P		10:40'58.289
7	33.881	30.859	22.624	18.863	1'46.227	264,3	10:42'44.516
8	<b>33.689</b>	<b>30.288</b>	22.614	<b>18.689</b>	<b>1'45.280</b>	<b>266,9</b>	10:44'29.796
9	33.705	30.527	22.897	18.903	1'46.032	<b>266,9</b>	10:46'15.828
19° 50 O. VOSTATEK (1'45.473)							
Lap	Seg.1	Seg.2	Seg.3	Seg.4	Lap Time	km/h	Local Time
1		31.358	23.234	18.953			10:27'00.518
2	34.487	30.814	23.158	19.006	1'47.465	261,1	10:28'47.983
3	34.389	30.878	24.130	19.075	1'48.472	261,1	10:30'36.455
4	34.213	30.648	22.872	19.056	1'46.789	259,9	10:32'23.244
5	34.253	30.590	22.965	18.981	1'46.789	264,3	10:34'10.033
6	36.001	31.217	23.604	40.674	2'11.496P	258,0	10:36'21.529
7	3'23.802	30.623	23.058	19.108	4'36.591CP		10:40'58.120
8	34.384	30.773	22.756	18.639	1'46.552	260,5	10:42'44.672
9	33.925	<b>30.339</b>	22.811	18.701	1'45.776	<b>272,9</b>	10:44'30.448
10	<b>33.759</b>	30.379	<b>22.754</b>	<b>18.581</b>	<b>1'45.473</b>	266,2	10:46'15.921
20° 96 D. SANCHIS MARTINEZ (1'45.540)							
Lap	Seg.1	Seg.2	Seg.3	Seg.4	Lap Time	km/h	Local Time
1		31.746	23.468	19.150			10:27'50.835
2	34.238	30.465	22.795	<b>18.852</b>	1'46.350	258,6	10:29'37.185
3	33.880	30.468	22.840	19.036	1'46.224	261,1	10:31'23.409
4	33.793	<b>30.216</b>	22.797	19.085	1'45.891	<b>261,7</b>	10:33'09.300
5	35.681	31.857	23.628	42.389	2'13.555P	260,5	10:35'22.855
6	4'37.296	30.864	22.896	19.212	5'50.268P		10:41'13.123
7	33.780	30.434	<b>22.558</b>	18.968	1'45.740	259,2	10:42'58.863
8	<b>33.644</b>	30.233	22.672	18.991	<b>1'45.540</b>	<b>261,7</b>	10:44'44.403
9	33.811	30.325	22.694	19.029	1'45.859	260,5	10:46'30.262
21° 40 U. ORRADRE (1'45.567)							
Lap	Seg.1	Seg.2	Seg.3	Seg.4	Lap Time	km/h	Local Time
1		32.022	28.787	18.871			10:27'11.635
2	33.885	<b>30.138</b>	22.796	<b>18.748</b>	<b>1'45.567</b>	265,6	10:28'57.202
3	<b>33.663</b>	30.769	23.235	18.997	1'46.664	265,6	10:30'43.866
4	33.866	30.876	29.169	40.196	2'14.107CP	267,6	10:32'57.973
5	5'01.910	30.715	23.092	19.081	6'14.798P		10:39'12.771

02/10/2021 P = Pits In/Out - C = Lap Time Cancelled

These data/results cannot be reproduced, stored and/or transmitted in whole or in part by any manner of electronic, mechanical, photocopying, recording, broadcasting or otherwise now known or herein after developed without the previous express consent by the copyright owner, except for reproduction in daily press and regular printed publications on sale to the public within 60 days of the event related to those data/results and always provided that copyright symbol appears together as follows below.

© DORNA WSBK ORGANIZATION Srl 2021



Portimao 4.592 m

**3 / 4**

## Motul Portuguese Round, 1-3 October 2021

### Chronological Analysis Tissot Superpole

6	33.726	30.167	22.970	20.174	1'47.037	264,3	10:40'59.808	8	34.178	30.848	22.894	19.233	1'47.153	262,4	10:42'03.478
7	33.807	30.355	28.182	19.765	1'52.109	<b>268,2</b>	10:42'51.917	9	<b>33.968</b>	30.684	<b>22.792</b>	19.198	<b>1'46.642</b>	263,0	10:43'50.120
8	33.781	30.195	<b>22.754</b>	19.021	1'45.751	264,9	10:44'37.668	10	34.224	<b>30.571</b>	22.950	<b>19.091</b>	1'46.836	262,4	10:45'36.956
9	33.769	30.237	22.826	19.050	1'45.882	261,7	10:46'23.550								

22° 71 C. BERGMAN (1'45.736)							
Lap	Seg.1	Seg.2	Seg.3	Seg.4	Lap Time	km/h	Local Time
1		32.258	25.089	19.495			10:27'07.026
2	34.608	30.724	23.036	<b>18.705</b>	1'47.073	264,3	10:28'54.099
3	38.341	31.163	23.449	18.913	1'51.866	<b>269,6</b>	10:30'45.965
4	<b>33.859</b>	30.279	22.842	18.756	<b>1'45.736</b>	266,9	10:32'31.701
5	36.888	30.661	28.600	19.121	1'55.270	268,2	10:34'26.971
6	33.890	30.440	23.175	18.964	1'46.469	263,7	10:36'13.440
7	34.091	<b>30.159</b>	<b>22.790</b>	18.860	1'45.900	261,7	10:37'59.340
8	34.521	30.749	23.322	39.881	2'08.473P	261,7	10:40'07.813
9	2'11.639	31.240	23.428	18.946	3'25.253P		10:43'33.066

27° 92 B. VAN EERDE (1'46.650)							
Lap	Seg.1	Seg.2	Seg.3	Seg.4	Lap Time	km/h	Local Time
1		32.687	25.004	20.649			10:27'07.105
2	34.732	30.870	23.636	19.033	1'48.271	261,7	10:28'55.376
3	34.555	31.253	23.105	<b>18.941</b>	1'47.854	261,7	10:30'43.230
4	34.337	30.840	23.206	19.036	1'47.419C	257,4	10:32'30.649
5	36.314	31.557	25.399	41.183	2'14.453CP	259,9	10:34'45.102
6	4'48.376	35.852	26.468	23.592	6'14.288P		10:40'59.390
7	34.270	30.779	22.899	18.962	1'46.910	<b>265,6</b>	10:42'46.300
8	34.191	33.206	24.082	20.195	1'51.674	263,7	10:44'37.974
9	<b>34.058</b>	<b>30.736</b>	<b>22.862</b>	18.994	<b>1'46.650</b>	264,9	10:46'24.624

23° 24 L. TACCINI (1'45.794)							
Lap	Seg.1	Seg.2	Seg.3	Seg.4	Lap Time	km/h	Local Time
1		33.620	25.251	23.716			10:27'40.688
2	34.782	30.707	22.959	18.698	1'47.146	<b>269,6</b>	10:29'27.834
3	33.873	30.559	22.888	18.748	1'46.068	268,9	10:31'13.902
4	33.902	30.633	22.827	<b>18.692</b>	1'46.054	268,9	10:32'59.956
5	34.935	32.483	23.335	42.292	2'13.045P	265,6	10:35'13.001
6	4'29.442	32.787	24.141	19.128	5'45.498P		10:40'58.499
7	34.481	30.716	<b>22.721</b>	18.668	1'46.786	<b>269,6</b>	10:42'45.285
8	33.736	<b>30.414</b>	22.864	18.780	<b>1'45.794</b>	268,2	10:44'31.079
9	<b>33.720</b>	30.731	22.811	18.905	1'46.167	268,2	10:46'17.246

28° 6 M. HERRERA (1'46.651)							
Lap	Seg.1	Seg.2	Seg.3	Seg.4	Lap Time	km/h	Local Time
1		31.962	27.466	19.093			10:27'30.732
2	34.383	30.898	23.220	<b>18.869</b>	1'47.370	266,2	10:29'18.102
3	34.017	<b>30.652</b>	<b>22.983</b>	18.999	<b>1'46.651</b>	<b>268,2</b>	10:31'04.753
4	34.052	41.389	23.157	19.011	1'57.609	265,6	10:33'02.362
5	34.305	30.919	23.324	19.052	1'47.600	266,2	10:34'49.962
6	34.256	30.741	23.031	19.031	1'47.059	264,3	10:36'37.021
7	34.814	31.353	23.183	40.601	2'09.951P	261,1	10:38'46.972
8	3'26.445	38.268	25.390	25.920	4'56.023P		10:43'42.995
9	<b>33.991</b>	30.763	28.334	21.670	1'54.758	264,9	10:45'37.753

24° 95 V. TAKALA (1'45.936)							
Lap	Seg.1	Seg.2	Seg.3	Seg.4	Lap Time	km/h	Local Time
1		32.299	24.421	19.005			10:27'30.277
2	34.362	31.132	23.314	18.888	1'47.696	264,3	10:29'17.973
3	34.469	31.354	23.162	18.825	1'47.810	264,3	10:31'05.783
4	35.598	31.002	23.270	39.750	2'09.620P	<b>269,6</b>	10:33'15.403
5	6'12.747	30.885			7'29.692P		10:40'45.095
6	<b>33.766</b>	<b>30.482</b>	<b>22.935</b>	18.753	<b>1'45.936</b>	264,9	10:42'31.031
7	34.212	32.299			1'54.392	263,0	10:44'25.423
8	33.917	30.924	23.282	<b>18.690</b>	1'46.813	266,2	10:46'12.236

29° 2 L. MONTELLA (1'47.411)							
Lap	Seg.1	Seg.2	Seg.3	Seg.4	Lap Time	km/h	Local Time
1		32.669	23.973	19.370			10:27'05.165
2	34.906	31.233	23.449	<b>18.996</b>	1'48.584	264,3	10:28'53.749
3	34.958	38.288	23.125	19.076	1'55.447	<b>268,9</b>	10:30'49.196
4	<b>34.227</b>	31.481	23.159	19.163	1'48.030	264,3	10:32'37.226
5	34.476	31.044	23.217	19.180	1'47.917	261,7	10:34'25.143
6	36.822	31.744	23.853	41.809	2'14.228P	259,9	10:36'39.371
7	3'13.273	31.956	25.281	19.178	4'29.688P		10:41'09.059
8	34.257	34.649	<b>23.087</b>	19.113	1'51.106	262,4	10:43'00.165
9	34.253	<b>30.922</b>	23.098	19.138	<b>1'47.411</b>	262,4	10:44'47.576
10	34.827	31.010	23.095	19.092	1'48.024	261,7	10:46'35.600

25° 55 G. HENDRA PRATAMA (1'46.495)							
Lap	Seg.1	Seg.2	Seg.3	Seg.4	Lap Time	km/h	Local Time
1		34.508	24.193	19.059			10:27'19.293
2	35.062	31.179	23.486	19.048	1'48.775	263,0	10:29'08.068
3	34.315	30.966	23.381	18.966	1'47.628	263,7	10:30'55.696
4	33.929	30.792	23.167	<b>18.866</b>	1'46.754	265,6	10:32'42.450
5	34.495	31.018	23.581	40.760	2'09.854P	<b>267,6</b>	10:34'52.304
6	2'29.430	32.711	23.396	19.201	3'44.738P		10:38'37.042
7	34.006	30.795	23.915	18.952	1'47.668	259,9	10:40'24.710
8	33.933	30.791	23.013	19.017	1'46.754	261,7	10:42'11.464
9	<b>33.880</b>	30.630	22.985	19.000	<b>1'46.495</b>	259,9	10:43'57.959
10	33.945	<b>30.402</b>	<b>22.951</b>	19.023	1'46.321C	264,3	10:45'44.280

30° 69 E. MONTERO HUERTA (1'47.420)							
Lap	Seg.1	Seg.2	Seg.3	Seg.4	Lap Time	km/h	Local Time
1		32.278	29.631	19.705			10:27'20.307
2	35.060	31.486	23.320	19.379	1'49.245	253,8	10:29'09.552
3	34.911	31.233	23.213	19.505	1'48.862	256,2	10:30'58.414
4	34.862	47.794	23.679	19.447	2'05.782	<b>258,0</b>	10:33'04.196
5	<b>34.392</b>	31.203	23.218	19.386	1'48.199	254,4	10:34'52.395
6	36.879	31.249	23.249	41.849	2'13.226P	253,2	10:37'05.621
7	2'55.961	31.234	23.161	19.309	4'09.665P		10:41'15.286
8	34.484	<b>30.842</b>	<b>22.904</b>	<b>19.190</b>	<b>1'47.420</b>	255,6	10:43'02.706
9	34.502	30.927	23.146	19.227	1'47.802	252,6	10:44'50.508
10	40.486	30.971	23.261	19.420	1'54.138	252,6	10:46'44.646

26° 42 S. FROSSARD (1'46.642)							
Lap	Seg.1	Seg.2	Seg.3	Seg.4	Lap Time	km/h	Local Time
1		33.422					10:27'16.725
2	36.259	31.067	23.147	19.325	1'49.798	<b>272,3</b>	10:29'06.523
3	34.757	31.077	23.085	19.224	1'48.143	264,9	10:30'54.666
4	34.352	30.881	23.008	19.301	1'47.542	264,9	10:32'42.208
5	34.277	31.009	23.004	19.097	1'47.387	262,4	10:34'29.595
6	34.540	31.201	23.483	39.267	2'08.491P	262,4	10:36'38.086
7	2'24.789	31.182	23.134	19.134	3'38.239P		10:40'16.325

31° 82 P. ROMERO BARBOSA (1'47.728)							
Lap	Seg.1	Seg.2	Seg.3	Seg.4	Lap Time	km/h	Local Time
1		32.206	24.068	19.150			10:27'03.849
2	34.977	31.292	23.747	19.043	1'49.059	260,5	10:28'52.908
3	34.629	31.106	23.529	19.018	1'48.282	<b>261,1</b>	10:30'41.190
4	<b>34.289</b>	30.995	23.408	19.102	1'47.794	260,5	10:32'28.984
5	34.850	32.619	24.485	39.622	2'11.576P	260,5	10:34'40.560
6	3'57.458	32.118	23.854	19.209	5'12.639P		10:39'53.199

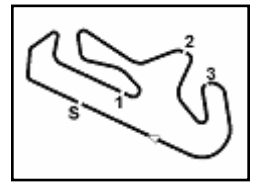
02/10/2021 P = Pits In/Out - C = Lap Time Cancelled

These data/results cannot be reproduced, stored and/or transmitted in whole or in part by any manner of electronic, mechanical, photocopying, recording, broadcasting or otherwise now known or herein after developed without the previous express consent by the copyright owner, except for reproduction in daily press and regular printed publications on sale to the public within 60 days of the event related to those data/results and always provided that copyright symbol appears together as follows below.

© DORNA WSBK ORGANIZATION Srl 2021

FICR PERUGIA TIMING





## Motul Portuguese Round, 1-3 October 2021

### Chronological Analysis Tissot Superpole

7	34.551	31.013	23.423	19.196	1'48.183	259,2	10:41'41.382
8	34.313	<b>30.975</b>	<b>23.375</b>	19.065	<b>1'47.728</b>	<b>261,1</b>	10:43'29.110
9	34.397	31.123	23.399	<b>18.949</b>	1'47.868	259,2	10:45'16.978

32° 45 S. KAWASAKI (1'47.997)							
Lap	Seg.1	Seg.2	Seg.3	Seg.4	Lap Time	km/h	Local Time
1		32.131	24.140	19.044			10:27'03.919
2	35.078	31.310	23.798	19.024	1'49.210	253,8	10:28'53.129
3	34.707	<b>31.189</b>	23.416	18.818	1'48.130	259,2	10:30'41.259
4	34.989	31.550	23.625	19.183	1'49.347	259,9	10:32'30.606
5	34.639	31.651	26.110	46.277	2'18.677P	258,0	10:34'49.283
6	3'51.129	31.579	23.863	19.559	5'06.130P		10:39'55.413
7	<b>34.242</b>	31.233	<b>23.312</b>	19.210	<b>1'47.997</b>	263,0	10:41'43.410
8	34.598	32.152	24.273	<b>18.758</b>	1'49.781	258,6	10:43'33.191

02/10/2021 P = Pits In/Out - C = Lap Time Cancelled

These data/results cannot be reproduced, stored and/or transmitted in whole or in part by any manner of electronic, mechanical, photocopying, recording, broadcasting or otherwise now known or herein after developed without the previous express consent by the copyright owner, except for reproduction in daily press and regular printed publications on sale to the public within 60 days of the event related to those data/results and always provided that copyright symbol appears together as follows below.

© DORNA WSBK ORGANIZATION Srl 2021

