

## Motul Portuguese Round, 1-3 October 2021

### Results Warm Up

Portimao 4.592 m

1 / 2

No.	Rider	Nat	Team	Bike	Class	Time	Gap	Rel.	Laps	Speed	
										Avg	Max
1	3 R. DE ROSA	ITA	Orelac Racing VerdNatura	Kawasaki ZX-6R		<b>1'59.400</b>			6	138,452	<b>255,0</b>
2	61 C. ONCU	TUR	Kawasaki Puccetti Racing	Kawasaki ZX-6R		<b>2'00.200</b>	0.800	0.800	7	137,531	<b>258,6</b>
3	4 S. ODENDAAL	RSA	Evan Bros. WorldSSP Yamaha Team	Yamaha YZF R6		<b>2'00.495</b>	1.095	0.295	6	137,194	<b>256,8</b>
4	5 P. OETTL	GER	Kawasaki Puccetti Racing	Kawasaki ZX-6R		<b>2'00.818</b>	1.418	0.323	6	136,827	<b>256,2</b>
5	21 R. KRUMMENACHER	SUI	CM Racing	Yamaha YZF R6		<b>2'00.943</b>	1.543	0.125	6	136,686	<b>255,0</b>
6	34 K. MANFREDI	ITA	AltoGo Racing Team	Yamaha YZF R6	*	<b>2'01.056</b>	1.656	0.113	7	136,558	<b>255,6</b>
7	56 P. SEBESTYEN	HUN	Evan Bros. WorldSSP Yamaha Team	Yamaha YZF R6		<b>2'01.384</b>	1.984	0.328	6	136,189	<b>257,4</b>
8	92 B. VAN EERDE	AUS	IXS-YART Yamaha	Yamaha YZF R6		<b>2'01.576</b>	2.176	0.192	6	135,974	<b>251,4</b>
9	16 J. CLUZEL	FRA	GMT94 Yamaha	Yamaha YZF R6		<b>2'01.904</b>	2.504	0.328	6	135,608	<b>255,6</b>
10	25 M. BRENNER	SUI	VFT Racing	Yamaha YZF R6		<b>2'02.543</b>	3.143	0.639	6	134,901	<b>258,0</b>
11	94 F. CARICASULO	ITA	Biblion Iberica Yamaha Motocrossing	Yamaha YZF R6		<b>2'02.689</b>	3.289	0.146	6	134,741	<b>253,8</b>
12	77 D. AEGERTER	SUI	Ten Kate Racing Yamaha	Yamaha YZF R6		<b>2'02.872</b>	3.472	0.183	6	134,540	<b>254,4</b>
13	82 P. ROMERO BARBOSA	POR	G.A.P. MOTOZOO Racing by Puccetti	Kawasaki ZX-6R	*	<b>2'02.900</b>	3.500	0.028	6	134,509	<b>257,4</b>
14	40 U. ORRADRE	ESP	Yamaha MS Racing	Yamaha YZF R6		<b>2'03.136</b>	3.736	0.236	6	134,252	<b>249,1</b>
15	55 G. HENDRA PRATAMA	INA	Ten Kate Racing Yamaha	Yamaha YZF R6		<b>2'03.376</b>	3.976	0.240	6	133,990	<b>256,2</b>
16	96 D. SANCHIS MARTINEZ	ESP	WRP Wepol Racing	Yamaha YZF R6		<b>2'03.472</b>	4.072	0.096	6	133,886	<b>252,6</b>
17	6 M. HERRERA	ESP	Biblion Iberica Yamaha Motocrossing	Yamaha YZF R6	*	<b>2'03.643</b>	4.243	0.171	6	133,701	<b>250,8</b>
18	38 H. SOOMER	EST	Kallio Racing	Yamaha YZF R6		<b>2'04.067</b>	4.667	0.424	5	133,244	<b>256,8</b>
19	28 G. VAN STRAALLEN	NED	EAB Racing Team	Yamaha YZF R6		<b>2'04.398</b>	4.998	0.331	6	132,890	<b>252,6</b>
20	22 F. FULIGNI	ITA	VFT Racing	Yamaha YZF R6		<b>2'05.069</b>	5.669	0.671	6	132,177	<b>256,8</b>
21	50 O. VOSTATEK	CZE	IXS-YART Yamaha	Yamaha YZF R6		<b>2'05.165</b>	5.765	0.096	6	132,075	<b>249,1</b>
22	66 N. TUULI	FIN	MV Agusta Corse Clienti	MV Agusta F3 675		<b>2'05.184</b>	5.784	0.019	3	132,055	<b>255,0</b>
23	91 Y. MONTELLA	ITA	GMT94 Yamaha	Yamaha YZF R6		<b>2'05.247</b>	5.847	0.063	2	131,989	<b>252,6</b>
24	24 L. TACCINI	ITA	Orelac Racing VerdNatura	Kawasaki ZX-6R	*	<b>2'05.533</b>	6.133	0.286	5	131,688	<b>254,4</b>
25	81 M. GONZALEZ	ESP	Yamaha ParkinGo Team	Yamaha YZF R6		<b>2'05.890</b>	6.490	0.357	2	131,315	<b>253,8</b>
26	52 P. HOBELSBERGER	GER	Bonovo MGM Racing	Yamaha YZF R6		<b>2'06.162</b>	6.762	0.272	6	131,032	<b>251,4</b>
27	95 V. TAKALA	FIN	Kallio Racing	Yamaha YZF R6		<b>2'06.790</b>	7.390	0.628	5	130,383	<b>253,8</b>
28	42 S. FROSSARD	SUI	Moto Team Jura Vitesse	Yamaha YZF R6	*	<b>2'09.973</b>	10.573	3.183	5	127,189	<b>251,4</b>
29	69 E. MONTERO HUERTA	ESP	DK Motorsport	Yamaha YZF R6	*	<b>2'10.060</b>	10.660	0.087	2	127,104	<b>247,4</b>
30	2 L. MONTELLA	ITA	Chiodo Moto Racing	Yamaha YZF R6	*	<b>2'10.319</b>	10.919	0.259	6	126,852	<b>249,1</b>

\* WorldSSP Challenge

AIR	Humidity:	89%	Temp:	19°C
TRACK	Condition:	Wet	Temp:	20°C

Records	Pole (SP)	2021	J.Cluzel	1'43.908	159,090	Km/h
	Race (RC1)	2021	J.Cluzel	1'44.783	157,770	Km/h
	All Times (SP)	2021	J.Cluzel	1'43.908	159,090	Km/h

Start 03/10/2021 09:25 End 09:42 The results are provisional until the end of the time limit for protests and appeals and the completion of the technical checks.

These data/results cannot be reproduced, stored and/or transmitted in whole or in part by any manner of electronic, mechanical, photocopying, recording, broadcasting or otherwise now known or herein after developed without the previous express consent by the copyright owner, except for reproduction in daily press and regular printed publications on sale to the public within 60 days of the event related to those data/results and always provided that copyright symbol appears together as follows below.

© DORNA WSBK ORGANIZATION Srl 2021

## Motul Portuguese Round, 1-3 October 2021

### Results Warm Up

#### Session Highlights

Local Time	No. Rider	Description
09.20.24		WET PRACTICE - LIGHTS ON
09.25.00		Start
09.25.05		WorldSSP Pit Intervention Time: 1min 50secs
09.31.28	66 N. TUULI	Crashed - Turn 4
09.31.44	66 N. TUULI	Re-joined
09.32.36	81 M. GONZALEZ	Crashed - Turn 4
09.32.42	91 Y. MONTELLA	Crashed - Turn 2
09.33.12	69 E. MONTERO HUERTA	Crashed - Turn 4
09.42.29		End Of Session

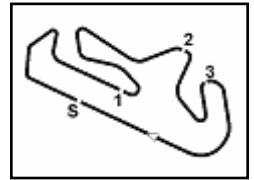
#### Fastest Laps Sequence

No.	Rider	Nat	Team	Bike	Local Time	Time	Gap	Avg
28	G. VAN STRAALEN	NED	EAB Racing Team	Yamaha YZF R6	09:29'34.467	<b>2'09.911</b>		127,250
91	Y. MONTELLA	ITA	GMT94 Yamaha	Yamaha YZF R6	09:29'35.290	<b>2'08.888</b>	-1.023	128,260
61	C. ONCU	TUR	Kawasaki Puccetti Racing	Kawasaki ZX-6R	09:29'38.513	<b>2'06.617</b>	-2.271	130,561
81	M. GONZALEZ	ESP	Yamaha ParkinGo Team	Yamaha YZF R6	09:29'39.777	<b>2'05.890</b>	-0.727	131,315
34	K. MANFREDI	ITA	AltoGo Racing Team	Yamaha YZF R6	09:29'39.847	<b>2'05.702</b>	-0.188	131,511
21	R. KRUMMENACHER	SUI	CM Racing	Yamaha YZF R6	09:29'56.662	<b>2'05.433</b>	-0.269	131,793
66	N. TUULI	FIN	MV Agusta Corse Clienti	MV Agusta F3 675	09:30'44.393	<b>2'05.184</b>	-0.249	132,055
34	K. MANFREDI	ITA	AltoGo Racing Team	Yamaha YZF R6	09:31'43.354	<b>2'03.507</b>	-1.677	133,848
61	C. ONCU	TUR	Kawasaki Puccetti Racing	Kawasaki ZX-6R	09:33'47.362	<b>2'02.663</b>	-0.844	134,769
21	R. KRUMMENACHER	SUI	CM Racing	Yamaha YZF R6	09:34'03.269	<b>2'02.501</b>	-0.162	134,947
61	C. ONCU	TUR	Kawasaki Puccetti Racing	Kawasaki ZX-6R	09:35'48.568	<b>2'01.206</b>	-1.295	136,389
61	C. ONCU	TUR	Kawasaki Puccetti Racing	Kawasaki ZX-6R	09:37'49.102	<b>2'00.534</b>	-0.672	137,150
4	S. ODENDAAL	RSA	Evan Bros. WorldSSP Yamaha Team	Yamaha YZF R6	09:38'13.798	<b>2'00.495</b>	-0.039	137,194
61	C. ONCU	TUR	Kawasaki Puccetti Racing	Kawasaki ZX-6R	09:41'49.872	<b>2'00.200</b>	-0.295	137,531
3	R. DE ROSA	ITA	Orelac Racing VerdNatura	Kawasaki ZX-6R	09:41'50.416	<b>1'59.400</b>	-0.800	138,452

Start 09:25 End 09:42 The results are provisional until the end of the time limit for protests and appeals and the completion of the technical checks.

These data/results cannot be reproduced, stored and/or transmitted in whole or in part by any manner of electronic, mechanical, photocopying, recording, broadcasting or otherwise now known or herein after developed without the previous express consent by the copyright owner, except for reproduction in daily press and regular printed publications on sale to the public within 60 days of the event related to those data/results and always provided that copyright symbol appears together as follows below.

© DORNA WSBK ORGANIZATION Srl 2021



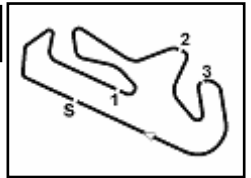
Portimao 4.592 m

**Motul Portuguese Round, 1-3 October 2021**  
**Starting Grid - Race 2 (17 Laps x 4,592 km = 78,064 km)**

1	16	CLUZEL J. Yamaha	1'43.908	2	77	AEGERTER D. Yamaha	1'43.926	3	66	TUULI N. MV Agusta	1'43.954
2	81	GONZALEZ M. Yamaha	1'44.033	5	61	ONCU C. Kawasaki	1'44.077	6	3	DE ROSA R. Kawasaki	1'44.104
3	4	ODENDAAL S. Yamaha	1'44.395	8	94	CARICASULO F. Yamaha	1'44.432	9	5	OETTL P. Kawasaki	1'44.458
4	91	MONTELLA Y. Yamaha	1'44.650	11	28	VAN STRAALLEN G. Yamaha	1'44.667	12	52	HOBELSBERGER P. Yamaha	1'44.732
5	21	KRUMMENACHER R. Yamaha	1'44.890	14	34	MANFREDI K. Yamaha	1'44.925	15	38	SOOMER H. Yamaha	1'44.975
6	56	SEBESTYEN P. Yamaha	1'45.063	17	25	BRENNER M. Yamaha	1'45.246	18	22	FULIGNI F. Yamaha	1'45.280
7	50	VOSTATEK O. Yamaha	1'45.473	20	96	SANCHIS MARTINEZ Yamaha	1'45.540	21	40	ORRADRE U. Yamaha	1'45.567
8	24	TACCINI L. Kawasaki	1'45.794	23	95	TAKALA V. Yamaha	1'45.936	24	55	HENDRA PRATAMA G Yamaha	1'46.495
9	42	FROSSARD S. Yamaha	1'46.642	26	92	VAN EERDE B. Yamaha	1'46.650	27	6	HERRERA M. Yamaha	1'46.651
10	2	MONTELLA L. Yamaha	1'47.411	29	69	MONTERO HUERTA E Yamaha	1'47.420	30	82	ROMERO BARBOSA P Kawasaki	1'47.728

03/10/2021 The Race Director .....

These data/results cannot be reproduced, stored and/or transmitted in whole or in part by any manner of electronic, mechanical, photocopying, recording, broadcasting or otherwise now known or herein after developed without the previous express consent by the copyright owner, except for reproduction in daily press and regular printed publications on sale to the public within 60 days of the event related to those data/results and always provided that copyright symbol appears together as follows below. © DORNA WSBK ORGANIZATION Srl 2021



## Motul Portuguese Round, 1-3 October 2021

### Best Sectors & Speed Warm Up

BEST LAP		
1	3 R. DE ROSA	Kawasaki ZX-6R 1'59.400
2	61 C. ONCU	Kawasaki ZX-6R 2'00.200
3	4 S. ODENDAAL	Yamaha YZF R6 2'00.495
4	5 P. OETTL	Kawasaki ZX-6R 2'00.818
5	21 R. KRUMMENACHER	Yamaha YZF R6 2'00.943
6	34 K. MANFREDI	Yamaha YZF R6 2'01.056
7	56 P. SEBESTYEN	Yamaha YZF R6 2'01.384
8	92 B. VAN EERDE	Yamaha YZF R6 2'01.576
9	16 J. CLUZEL	Yamaha YZF R6 2'01.904
10	25 M. BRENNER	Yamaha YZF R6 2'02.543
11	94 F. CARICASULO	Yamaha YZF R6 2'02.689
12	77 D. AEGERTER	Yamaha YZF R6 2'02.872
13	82 P. ROMERO BARBOSA	Kawasaki ZX-6R 2'02.900
14	40 U. ORRADRE	Yamaha YZF R6 2'03.136
15	55 G. HENDRA PRATAMA	Yamaha YZF R6 2'03.376
16	96 D. SANCHIS MARTINEZ	Yamaha YZF R6 2'03.472
17	6 M. HERRERA	Yamaha YZF R6 2'03.643
18	38 H. SOOMER	Yamaha YZF R6 2'04.067
19	28 G. VAN STRAALEN	Yamaha YZF R6 2'04.398
20	22 F. FULIGNI	Yamaha YZF R6 2'05.069
21	50 O. VOSTATEK	Yamaha YZF R6 2'05.165
22	66 N. TUULI	MV Agusta F3 675 2'05.184
23	91 Y. MONTELLA	Yamaha YZF R6 2'05.247
24	24 L. TACCINI	Kawasaki ZX-6R 2'05.533
25	81 M. GONZALEZ	Yamaha YZF R6 2'05.890
26	52 P. HOBELBERGER	Yamaha YZF R6 2'06.162
27	95 V. TAKALA	Yamaha YZF R6 2'06.790
28	42 S. FROSSARD	Yamaha YZF R6 2'09.973
29	69 E. MONTERO HUERTA	Yamaha YZF R6 2'10.060
30	2 L. MONTELLA	Yamaha YZF R6 2'10.319

SPEED		
1	61 C. ONCU	Kawasaki ZX-6R 258,6
2	25 M. BRENNER	Yamaha YZF R6 258,0
3	82 P. ROMERO BARBOSA	Kawasaki ZX-6R 257,4
4	56 P. SEBESTYEN	Yamaha YZF R6 257,4
5	22 F. FULIGNI	Yamaha YZF R6 256,8
6	38 H. SOOMER	Yamaha YZF R6 256,8
7	4 S. ODENDAAL	Yamaha YZF R6 256,8
8	55 G. HENDRA PRATAMA	Yamaha YZF R6 256,2
9	5 P. OETTL	Kawasaki ZX-6R 256,2
10	34 K. MANFREDI	Yamaha YZF R6 255,6
11	16 J. CLUZEL	Yamaha YZF R6 255,6
12	3 R. DE ROSA	Kawasaki ZX-6R 255,0
13	66 N. TUULI	MV Agusta F3 675 255,0
14	21 R. KRUMMENACHER	Yamaha YZF R6 255,0
15	77 D. AEGERTER	Yamaha YZF R6 254,4
16	24 L. TACCINI	Kawasaki ZX-6R 254,4
17	81 M. GONZALEZ	Yamaha YZF R6 253,8
18	94 F. CARICASULO	Yamaha YZF R6 253,8
19	95 V. TAKALA	Yamaha YZF R6 253,8
20	91 Y. MONTELLA	Yamaha YZF R6 252,6
21	28 G. VAN STRAALEN	Yamaha YZF R6 252,6
22	96 D. SANCHIS MARTINEZ	Yamaha YZF R6 252,6
23	42 S. FROSSARD	Yamaha YZF R6 251,4
24	92 B. VAN EERDE	Yamaha YZF R6 251,4
25	52 P. HOBELBERGER	Yamaha YZF R6 251,4
26	6 M. HERRERA	Yamaha YZF R6 250,8
27	50 O. VOSTATEK	Yamaha YZF R6 249,1
28	2 L. MONTELLA	Yamaha YZF R6 249,1
29	40 U. ORRADRE	Yamaha YZF R6 249,1
30	69 E. MONTERO HUERTA	Yamaha YZF R6 247,4

SEG. 1		
1	5 P. OETTL	38.128
2	3 R. DE ROSA	38.144
3	61 C. ONCU	38.283
4	94 F. CARICASULO	38.457
5	4 S. ODENDAAL	38.496
6	56 P. SEBESTYEN	38.596
7	92 B. VAN EERDE	38.708
8	16 J. CLUZEL	38.764
9	21 R. KRUMMENACHER	38.822
10	40 U. ORRADRE	38.836
11	34 K. MANFREDI	38.881
12	82 P. ROMERO BARBOSA	38.888
13	55 G. HENDRA PRATAMA	39.026
14	77 D. AEGERTER	39.075
15	50 O. VOSTATEK	39.128
16	25 M. BRENNER	39.280
17	28 G. VAN STRAALEN	39.358
18	22 F. FULIGNI	39.372
19	38 H. SOOMER	39.460
20	96 D. SANCHIS MARTINEZ	39.544
21	6 M. HERRERA	39.582
22	91 Y. MONTELLA	39.757
23	95 V. TAKALA	39.870
24	66 N. TUULI	39.966
25	24 L. TACCINI	39.976
26	52 P. HOBELBERGER	40.168
27	81 M. GONZALEZ	40.279
28	69 E. MONTERO HUERTA	40.631
29	2 L. MONTELLA	40.815
30	42 S. FROSSARD	41.028

SEG. 2		
1	3 R. DE ROSA	34.460
2	61 C. ONCU	34.506
3	34 K. MANFREDI	34.840
4	21 R. KRUMMENACHER	34.853
5	4 S. ODENDAAL	34.958
6	56 P. SEBESTYEN	35.032
7	5 P. OETTL	35.317
8	94 F. CARICASULO	35.484
9	25 M. BRENNER	35.536
10	82 P. ROMERO BARBOSA	35.539
11	92 B. VAN EERDE	35.639
12	16 J. CLUZEL	35.704
13	77 D. AEGERTER	35.747
14	96 D. SANCHIS MARTINEZ	35.756
15	40 U. ORRADRE	35.769
16	55 G. HENDRA PRATAMA	35.776
17	28 G. VAN STRAALEN	35.882
18	6 M. HERRERA	36.121
19	24 L. TACCINI	36.177
20	22 F. FULIGNI	36.288
21	81 M. GONZALEZ	36.292
22	38 H. SOOMER	36.365
23	91 Y. MONTELLA	36.367
24	66 N. TUULI	36.467
25	52 P. HOBELBERGER	36.630
26	50 O. VOSTATEK	36.832
27	95 V. TAKALA	37.028
28	69 E. MONTERO HUERTA	37.855
29	42 S. FROSSARD	38.126
30	2 L. MONTELLA	38.272

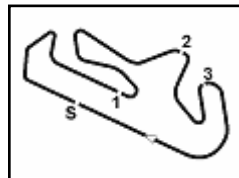
SEG. 3		
1	3 R. DE ROSA	25.882
2	16 J. CLUZEL	25.915
3	61 C. ONCU	25.924
4	4 S. ODENDAAL	25.939
5	21 R. KRUMMENACHER	25.961
6	5 P. OETTL	25.999
7	34 K. MANFREDI	26.038
8	56 P. SEBESTYEN	26.208
9	92 B. VAN EERDE	26.225
10	94 F. CARICASULO	26.380
11	25 M. BRENNER	26.428
12	40 U. ORRADRE	26.540
13	55 G. HENDRA PRATAMA	26.584
14	6 M. HERRERA	26.587
15	96 D. SANCHIS MARTINEZ	26.617
16	77 D. AEGERTER	26.653
17	38 H. SOOMER	26.771
18	66 N. TUULI	26.811
19	24 L. TACCINI	26.852
20	91 Y. MONTELLA	27.025
21	28 G. VAN STRAALEN	27.034
22	81 M. GONZALEZ	27.052
23	22 F. FULIGNI	27.136
24	82 P. ROMERO BARBOSA	27.139
25	50 O. VOSTATEK	27.256
26	52 P. HOBELBERGER	27.328
27	95 V. TAKALA	27.783
28	42 S. FROSSARD	28.184
29	69 E. MONTERO HUERTA	28.404
30	2 L. MONTELLA	28.625

SEG. 4		
1	4 S. ODENDAAL	20.796
2	3 R. DE ROSA	20.914
3	92 B. VAN EERDE	20.981
4	34 K. MANFREDI	21.000
5	25 M. BRENNER	21.136
6	61 C. ONCU	21.184
7	16 J. CLUZEL	21.190
8	38 H. SOOMER	21.289
9	82 P. ROMERO BARBOSA	21.297
10	21 R. KRUMMENACHER	21.307
11	56 P. SEBESTYEN	21.337
12	6 M. HERRERA	21.353
13	5 P. OETTL	21.374
14	77 D. AEGERTER	21.397
15	94 F. CARICASULO	21.403
16	96 D. SANCHIS MARTINEZ	21.555
17	66 N. TUULI	21.688
18	81 M. GONZALEZ	21.694
19	24 L. TACCINI	21.718
20	95 V. TAKALA	21.723
21	55 G. HENDRA PRATAMA	21.800
22	22 F. FULIGNI	21.813
23	28 G. VAN STRAALEN	21.933
24	50 O. VOSTATEK	21.949
25	40 U. ORRADRE	21.991
26	52 P. HOBELBERGER	22.036
27	91 Y. MONTELLA	22.098
28	2 L. MONTELLA	22.495
29	42 S. FROSSARD	22.543
30	69 E. MONTERO HUERTA	22.567

03/10/2021

These data/results cannot be reproduced, stored and/or transmitted in whole or in part by any manner of electronic, mechanical, photocopying, recording, broadcasting or otherwise now known or herein after developed without the previous express consent by the copyright owner, except for reproduction in daily press and regular printed publications on sale to the public within 60 days of the event related to those data/results and always provided that copyright symbol appears together as follows below.

© DORNA WSBK ORGANIZATION Srl 2021



Portimao 4.592 m

## Motul Portuguese Round, 1-3 October 2021

### Ideal Times Warm Up

No.	Rider	Nat	Bike	Seg. 1	Seg. 2	Seg. 3	Seg. 4	Ideal Time			
				Diff. 1	Diff. 2	Diff. 3	Diff. 4	Best Lap	Pos.	Diff.	
1	<b>3 R. DE ROSA</b>	ITA	Kawasaki ZX-6R	38.144	<b>34.460</b>	<b>25.882</b>	20.914	<b>1'59.400</b>	1'59.400	1	
2	<b>61 C. ONCU</b>	TUR	Kawasaki ZX-6R	38.283 +0.171	34.506	25.924	21.184 +0.132	<b>1'59.897</b>	2'00.200	2	0.303
3	<b>4 S. ODENDAAL</b>	RSA	Yamaha YZF R6	38.496 +0.306	34.958	25.939	<b>20.796</b>	<b>2'00.189</b>	2'00.495	3	0.306
4	<b>34 K. MANFREDI</b>	ITA	Yamaha YZF R6	38.881 +0.057	34.840	26.038	21.000 +0.240	<b>2'00.759</b>	2'01.056	6	0.297
5	<b>5 P. OETTL</b>	GER	Kawasaki ZX-6R	<b>38.128</b>	35.317	25.999	21.374	<b>2'00.818</b>	2'00.818	4	
6	<b>21 R. KRUMMENACHER</b>	SUI	Yamaha YZF R6	38.822	34.853	25.961	21.307	<b>2'00.943</b>	2'00.943	5	
7	<b>56 P. SEBESTYEN</b>	HUN	Yamaha YZF R6	38.596 +0.020	35.032 +0.167	26.208	21.337 +0.024	<b>2'01.173</b>	2'01.384	7	0.211
8	<b>92 B. VAN EERDE</b>	AUS	Yamaha YZF R6	38.708	35.639	26.225	20.981 +0.023	<b>2'01.553</b>	2'01.576	8	0.023
9	<b>16 J. CLUZEL</b>	FRA	Yamaha YZF R6	38.764 +0.331	35.704	25.915	21.190	<b>2'01.573</b>	2'01.904	9	0.331
10	<b>94 F. CARICASULO</b>	ITA	Yamaha YZF R6	38.457 +0.392	35.484 +0.116	26.380	21.403 +0.457	<b>2'01.724</b>	2'02.689	11	0.965
11	<b>25 M. BRENNER</b>	SUI	Yamaha YZF R6	39.280 +0.163	35.536	26.428	21.136	<b>2'02.380</b>	2'02.543	10	0.163
12	<b>82 P. ROMERO BARBOSA</b>	POR	Kawasaki ZX-6R	38.888	35.539	27.139	21.297 +0.037	<b>2'02.863</b>	2'02.900	13	0.037
13	<b>77 D. AEGERTER</b>	SUI	Yamaha YZF R6	39.075	35.747	26.653	21.397	<b>2'02.872</b>	2'02.872	12	
14	<b>40 U. ORRADRE</b>	ESP	Yamaha YZF R6	38.836	35.769	26.540	21.991	<b>2'03.136</b>	2'03.136	14	
15	<b>55 G. HENDRA PRATAMA</b>	INA	Yamaha YZF R6	39.026 +0.190	35.776	26.584	21.800	<b>2'03.186</b>	2'03.376	15	0.190
16	<b>96 D. SANCHIS MARTINE</b>	ESP	Yamaha YZF R6	39.544	35.756	26.617	21.555	<b>2'03.472</b>	2'03.472	16	
17	<b>6 M. HERRERA</b>	ESP	Yamaha YZF R6	39.582	36.121	26.587	21.353	<b>2'03.643</b>	2'03.643	17	
18	<b>38 H. SOOMER</b>	EST	Yamaha YZF R6	39.460 +0.124	36.365 +0.058	26.771	21.289	<b>2'03.885</b>	2'04.067	18	0.182
19	<b>28 G. VAN STRAALLEN</b>	NED	Yamaha YZF R6	39.358	35.882	27.034	21.933 +0.191	<b>2'04.207</b>	2'04.398	19	0.191
20	<b>22 F. FULIGNI</b>	ITA	Yamaha YZF R6	39.372 +0.355	36.288	27.136	21.813 +0.105	<b>2'04.609</b>	2'05.069	20	0.460
21	<b>24 L. TACCINI</b>	ITA	Kawasaki ZX-6R	39.976	36.177 +0.302	26.852 +0.392	21.718 +0.116	<b>2'04.723</b>	2'05.533	24	0.810
22	<b>66 N. TUULI</b>	FIN	MV Agusta F3 675	39.966	36.467	26.811 +0.252	21.688	<b>2'04.932</b>	2'05.184	22	0.252
23	<b>50 O. VOSTATEK</b>	CZE	Yamaha YZF R6	39.128	36.832	27.256	21.949	<b>2'05.165</b>	2'05.165	21	
24	<b>91 Y. MONTELLA</b>	ITA	Yamaha YZF R6	39.757	36.367	27.025	22.098	<b>2'05.247</b>	2'05.247	23	
25	<b>81 M. GONZALEZ</b>	ESP	Yamaha YZF R6	40.279	36.292 +0.276	27.052	21.694 +0.297	<b>2'05.317</b>	2'05.890	25	0.573
26	<b>52 P. HOBELSBERGER</b>	GER	Yamaha YZF R6	40.168	36.630	27.328	22.036	<b>2'06.162</b>	2'06.162	26	
27	<b>95 V. TAKALA</b>	FIN	Yamaha YZF R6	39.870	37.028 +0.143	27.783 +0.064	21.723 +0.179	<b>2'06.404</b>	2'06.790	27	0.386
28	<b>69 E. MONTERO HUERTA</b>	ESP	Yamaha YZF R6	40.631	37.855	28.404 +0.603	22.567	<b>2'09.457</b>	2'10.060	29	0.603
29	<b>42 S. FROSSARD</b>	SUI	Yamaha YZF R6	41.028	38.126	28.184 +0.092	22.543	<b>2'09.881</b>	2'09.973	28	0.092
30	<b>2 L. MONTELLA</b>	ITA	Yamaha YZF R6	40.815	38.272 +0.112	28.625	22.495	<b>2'10.207</b>	2'10.319	30	0.112
<b>Overall Ideal Time</b>				38.128	34.460	25.882	20.796	<b>1'59.266</b>			

03/10/2021

These data/results cannot be reproduced, stored and/or transmitted in whole or in part by any manner of electronic, mechanical, photocopying, recording, broadcasting or otherwise now known or herein after developed without the previous express consent by the copyright owner, except for reproduction in daily press and regular printed publications on sale to the public within 60 days of the event related to those data/results and always provided that copyright symbol appears together as follows below.

© DORNA WSBK ORGANIZATION Srl 2021

FICR PERUGIA TIMING

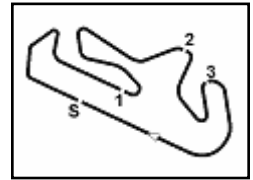


Official Tyre Supplier



Official Timekeeper





## Motul Portuguese Round, 1-3 October 2021

### Chronological Analysis Warm Up

Portimao 4.592 m

1 / 3

1° 3 R. DE ROSA (1'59.400)								7° 56 P. SEBESTYEN (2'01.384)							
Lap	Seg.1	Seg.2	Seg.3	Seg.4	Lap Time	km/h	Local Time	Lap	Seg.1	Seg.2	Seg.3	Seg.4	Lap Time	km/h	Local Time
1		40.944	29.658	23.041			9:29'28.175	1		39.831	29.209	23.869			9:27'47.537
2	41.330	37.687	28.031	22.007	2'09.055	226,2	9:31'37.230	2	41.142	37.589	27.668	22.673	2'09.072	245,7	9:29'56.609
3	40.962	36.564	26.819	21.682	2'06.027	239,7	9:33'43.257	3	40.223	36.107	26.822	21.987	2'05.139	250,3	9:32'01.748
4	39.017	35.786	26.935	21.635	2'03.373	244,6	9:35'46.630	4	39.132	35.660	26.512	21.752	2'03.056	250,3	9:34'04.804
5	38.990	35.272	26.570	21.361	2'02.193	251,4	9:37'48.823	5	39.079	35.348	26.504	21.743	2'02.674	256,8	9:36'07.478
6	38.569	35.805	26.622	21.197	2'02.193	<b>255,0</b>	9:39'51.016	6	<b>38.596</b>	<b>35.032</b>	26.600	<b>21.337</b>	2'01.565	<b>257,4</b>	9:38'09.043
7	<b>38.144</b>	<b>34.460</b>	<b>25.882</b>	<b>20.914</b>	<b>1'59.400</b>	<b>255,0</b>	9:41'50.416	7	38.616	35.199	<b>26.208</b>	21.361	<b>2'01.384</b>	<b>257,4</b>	9:40'10.427

2° 61 C. ONCU (2'00.200)								8° 92 B. VAN EERDE (2'01.576)							
Lap	Seg.1	Seg.2	Seg.3	Seg.4	Lap Time	km/h	Local Time	Lap	Seg.1	Seg.2	Seg.3	Seg.4	Lap Time	km/h	Local Time
1		38.704	28.119	22.677			9:27'31.896	1		40.573	29.720	23.026			9:27'39.976
2	41.001	36.809	26.987	21.820	2'06.617	252,6	9:29'38.513	2	42.436	37.835	27.979	22.608	2'10.858	223,4	9:29'50.834
3	38.809	39.520	26.351	21.506	2'06.186	<b>258,6</b>	9:31'44.699	3	40.110	37.345	27.428	21.639	2'06.522	249,1	9:31'57.356
4	38.878	35.356	27.087	21.342	2'02.663	254,4	9:33'47.362	4	39.473	36.101	26.971	22.134	2'04.679	250,3	9:34'02.035
5	38.660	35.088	26.199	21.259	2'01.206	255,6	9:35'48.568	5	39.273	35.699	26.777	21.651	2'03.400	<b>251,4</b>	9:36'05.435
6	38.317	34.786	26.247	<b>21.184</b>	2'00.534	<b>258,6</b>	9:37'49.102	6	39.105	35.649	26.314	<b>20.981</b>	2'02.049	249,7	9:38'07.484
7	<b>38.283</b>	34.853	26.022	21.412	2'00.570	258,0	9:39'49.672	7	<b>38.708</b>	<b>35.639</b>	<b>26.225</b>	21.004	<b>2'01.576</b>	246,8	9:40'09.060
8	38.454	<b>34.506</b>	<b>25.924</b>	21.316	<b>2'00.200</b>	252,6	9:41'49.872								

3° 4 S. ODENDAAL (2'00.495)								9° 16 J. CLUZEL (2'01.904)							
Lap	Seg.1	Seg.2	Seg.3	Seg.4	Lap Time	km/h	Local Time	Lap	Seg.1	Seg.2	Seg.3	Seg.4	Lap Time	km/h	Local Time
1		43.022	28.906	22.233			9:27'53.867	1		39.271	28.777	23.685			9:27'39.976
2	41.998	37.883	27.451	21.737	2'09.069	226,7	9:30'02.936	2	40.186	37.214	26.921	22.473	2'06.794	248,5	9:30'28.480
3	39.500	37.677	26.670	21.269	2'05.116	250,8	9:32'08.052	3	40.013	36.539	26.480	22.140	2'05.172	255,0	9:32'33.652
4	39.440	35.411	26.155	22.283	2'03.289	249,7	9:34'11.341	4	<b>38.764</b>	35.922	26.553	21.878	2'03.117	255,0	9:34'36.769
5	39.133	35.252	26.301	21.276	2'01.962	250,3	9:36'13.303	5	38.798	35.983	26.681	21.568	2'03.030	249,1	9:36'39.799
6	38.802	<b>34.958</b>	<b>25.939</b>	<b>20.796</b>	<b>2'00.495</b>	255,0	9:38'13.798	6	38.852	36.354	27.893	22.651	2'05.750	254,4	9:38'45.549
7	<b>38.496</b>	34.998	26.097	21.238	2'00.829	<b>256,8</b>	9:40'14.627	7	39.095	<b>35.704</b>	<b>25.915</b>	<b>21.190</b>	<b>2'01.904</b>	<b>255,6</b>	9:40'47.453

4° 5 P. OETTL (2'00.818)								10° 25 M. BRENNER (2'02.543)							
Lap	Seg.1	Seg.2	Seg.3	Seg.4	Lap Time	km/h	Local Time	Lap	Seg.1	Seg.2	Seg.3	Seg.4	Lap Time	km/h	Local Time
1		41.855	28.584	22.427			9:27'53.186	1		43.183	31.816	24.359			9:28'00.012
2	40.437	37.206	27.496	22.100	2'07.239	244,6	9:30'00.425	2	43.569	38.904	29.157	22.423	2'14.053	219,4	9:30'14.065
3	43.316	36.899	27.045	40.837	2'28.097P	245,7	9:32'28.522	3	41.497	37.813	28.345	22.141	2'09.796	219,4	9:32'23.861
4	1'42.875	37.369	27.747	21.904	3'09.895P		9:35'38.417	4	41.767	37.284	27.750	21.971	2'08.772	239,7	9:34'32.633
5	38.965	35.565	26.651	21.749	2'02.930	254,4	9:37'41.347	5	40.196	36.434	27.330	21.680	2'05.640	253,8	9:36'38.273
6	38.824	35.771	26.363	21.506	2'02.464	254,4	9:39'43.811	6	<b>39.280</b>	35.916	26.634	21.316	2'03.146	<b>258,0</b>	9:38'41.419
7	<b>38.128</b>	<b>35.317</b>	<b>25.999</b>	<b>21.374</b>	<b>2'00.818</b>	<b>256,2</b>	9:41'44.629	7	39.443	<b>35.536</b>	<b>26.428</b>	<b>21.136</b>	<b>2'02.543</b>	256,8	9:40'43.962

5° 21 R. KRUMMENACHER (2'00.943)								11° 94 F. CARICASULO (2'02.689)							
Lap	Seg.1	Seg.2	Seg.3	Seg.4	Lap Time	km/h	Local Time	Lap	Seg.1	Seg.2	Seg.3	Seg.4	Lap Time	km/h	Local Time
1		38.787	27.363	21.969			9:27'51.229	1		40.262	29.359	22.908			9:27'39.748
2	40.222	36.231	27.006	21.974	2'05.433	236,6	9:29'56.662	2	41.351	37.624	27.808	22.632	2'09.415	217,2	9:29'49.163
3	39.655	36.067	26.705	21.679	2'04.106	248,5	9:32'00.768	3	39.856	36.708	26.754	22.347	2'05.665	241,3	9:31'54.828
4	39.042	35.530	26.434	21.495	2'02.501	<b>255,0</b>	9:34'03.269	4	39.336	35.945	26.826	22.072	2'04.179	251,4	9:33'59.007
5	38.852	35.904	26.474	21.373	2'02.603	243,0	9:36'05.872	5	39.356	<b>35.484</b>	26.650	21.955	2'03.445	<b>253,8</b>	9:36'02.452
6	42.919	35.972	30.156	21.326	2'10.373	219,8	9:38'16.245	6	38.849	35.600	<b>26.380</b>	21.860	<b>2'02.689</b>	248,5	9:38'05.141
7	<b>38.822</b>	<b>34.853</b>	<b>25.961</b>	<b>21.307</b>	<b>2'00.943</b>	243,5	9:40'17.188	7	<b>38.457</b>	43.860	26.434	<b>21.403</b>	2'10.154	253,2	9:40'15.295

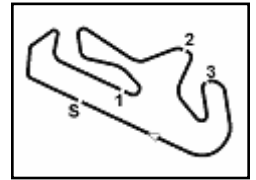
6° 34 K. MANFREDI (2'01.056)								12° 77 D. AEGERTER (2'02.872)							
Lap	Seg.1	Seg.2	Seg.3	Seg.4	Lap Time	km/h	Local Time	Lap	Seg.1	Seg.2	Seg.3	Seg.4	Lap Time	km/h	Local Time
1		39.600	28.438	21.964			9:27'34.145	1		41.018	30.496	24.097			9:28'03.518
2	40.471	36.495	27.223	21.513	2'05.702	235,1	9:29'39.847	2	42.296	38.758	28.798	23.070	2'12.922	234,0	9:30'16.440
3	39.515	35.912	26.680	21.400	2'03.507	243,5	9:31'43.354	3	41.001	37.734	27.891	22.333	2'08.959	251,4	9:32'25.399
4	39.411	36.030	26.992	21.527	2'03.960	<b>255,6</b>	9:33'47.314	4	40.849	37.182	27.860	21.929	2'07.820	246,8	9:34'33.219
5	39.123	35.367	26.502	21.191	2'02.183	249,1	9:35'49.497	5	39.977	36.581	27.378	21.853	2'05.789	245,2	9:36'39.008
6	<b>38.881</b>	35.120	26.299	21.066	2'01.366	252,6	9:37'50.863	6	39.475	36.258	26.934	21.545	2'04.212	253,2	9:38'43.220
7	39.725	35.044	26.252	<b>21.000</b>	2'02.021	245,2	9:39'52.884	7	<b>39.075</b>	<b>35.747</b>	<b>26.653</b>	<b>21.397</b>	<b>2'02.872</b>	<b>254,4</b>	9:40'46.092
8	38.938	<b>34.840</b>	<b>26.038</b>	21.240	<b>2'01.056</b>	254,4	9:41'53.940								

03/10/2021 P = Pits In/Out - C = Lap Time Cancelled

These data/results cannot be reproduced, stored and/or transmitted in whole or in part by any manner of electronic, mechanical, photocopying, recording, broadcasting or otherwise now known or herein after developed without the previous express consent by the copyright owner, except for reproduction in daily press and regular printed publications on sale to the public within 60 days of the event related to those data/results and always provided that copyright symbol appears together as follows below.

© DORNA WSBK ORGANIZATION Srl 2021





Portimao 4.592 m

## Motul Portuguese Round, 1-3 October 2021

### Chronological Analysis Warm Up

2 / 3

13° 82 P. ROMERO BARBOSA (2'02.900)							
Lap	Seg.1	Seg.2	Seg.3	Seg.4	Lap Time	km/h	Local Time
1		39.999	30.061	23.944			9:28'21.806
2	43.677	38.117	28.691	22.503	2'12.988	245,2	9:30'34.794
3	41.344	37.153	27.937	21.730	2'08.164	255,0	9:32'42.958
4	39.869	37.101	27.359	21.435	2'05.764	<b>257,4</b>	9:34'48.722
5	39.403	36.018	27.605	21.434	2'04.460	256,2	9:36'53.182
6	39.321	36.157	27.252	<b>21.297</b>	2'04.027	253,2	9:38'57.209
7	<b>38.888</b>	<b>35.539</b>	<b>27.139</b>	21.334	<b>2'02.900</b>	255,0	9:41'00.109

14° 40 U. ORRADRE (2'03.136)							
Lap	Seg.1	Seg.2	Seg.3	Seg.4	Lap Time	km/h	Local Time
1		40.614	29.402	23.505			9:27'39.319
2	40.268	37.848	27.583	23.078	2'08.777	227,6	9:29'48.096
3	39.615	37.077	27.402	22.608	2'06.702	237,1	9:31'54.798
4	40.360	36.608	27.508	22.754	2'07.230	242,4	9:34'02.028
5	39.790	36.508	27.590	22.539	2'06.427	241,9	9:36'08.455
6	38.894	35.779	26.783	22.146	2'03.602	246,3	9:38'12.057
7	<b>38.836</b>	<b>35.769</b>	<b>26.540</b>	<b>21.991</b>	<b>2'03.136</b>	<b>249,1</b>	9:40'15.193

15° 55 G. HENDRA PRATAMA (2'03.376)							
Lap	Seg.1	Seg.2	Seg.3	Seg.4	Lap Time	km/h	Local Time
1		46.429	31.594	24.644			9:27'59.854
2	41.700	38.796	28.958	22.934	2'12.388	243,0	9:30'12.242
3	41.284	38.224	28.326	22.539	2'10.373	237,1	9:32'22.615
4	39.666	37.003	27.213	22.275	2'06.157	254,4	9:34'28.772
5	41.144	37.316	27.201	21.814	2'07.475	253,8	9:36'36.247
6	<b>39.026</b>	36.488	26.966	21.833	2'04.313	<b>256,2</b>	9:38'40.560
7	39.216	<b>35.776</b>	<b>26.584</b>	<b>21.800</b>	<b>2'03.376</b>	253,8	9:40'43.936

16° 96 D. SANCHIS MARTINEZ (2'03.472)							
Lap	Seg.1	Seg.2	Seg.3	Seg.4	Lap Time	km/h	Local Time
1		44.013	36.225	23.797			9:27'56.804
2	43.692	39.425	28.962	22.827	2'14.906	207,6	9:30'11.710
3	41.838	38.433	28.853	21.928	2'11.052	226,7	9:32'22.762
4	40.391	36.959	27.328	21.904	2'06.582	246,3	9:34'29.344
5	40.161	36.564	26.913	21.658	2'05.296	246,8	9:36'34.640
6	<b>39.544</b>	<b>35.756</b>	<b>26.617</b>	<b>21.555</b>	<b>2'03.472</b>	<b>252,6</b>	9:38'38.112
7	40.325	36.426	28.646	42.873	2'28.270P	249,1	9:41'06.382

17° 6 M. HERRERA (2'03.643)							
Lap	Seg.1	Seg.2	Seg.3	Seg.4	Lap Time	km/h	Local Time
1		46.791	36.762	24.835			9:28'05.843
2	46.866	39.721	29.302	23.443	2'19.332	237,1	9:30'25.175
3	42.896	39.144	28.479	22.676	2'13.195	233,5	9:32'38.370
4	41.114	37.831	27.705	22.006	2'08.656	239,7	9:34'47.026
5	40.690	37.368	27.576	21.828	2'07.462	244,1	9:36'54.488
6	40.169	36.514	26.954	21.531	2'05.168	243,5	9:38'59.656
7	<b>39.582</b>	<b>36.121</b>	<b>26.587</b>	<b>21.353</b>	<b>2'03.643</b>	<b>250,8</b>	9:41'03.299

18° 38 H. SOOMER (2'04.067)							
Lap	Seg.1	Seg.2	Seg.3	Seg.4	Lap Time	km/h	Local Time
1		42.811	29.304	22.672			9:27'55.022
2	41.308	38.248	28.717	41.964	2'30.237P	228,1	9:30'25.259
3	2'03.723	37.583	28.049	22.651	3'32.006P		9:33'57.265
4	40.520	<b>36.365</b>	26.972	21.428	2'05.285	250,8	9:36'02.550
5	<b>39.460</b>	36.640	26.964	21.331	2'04.395	241,3	9:38'06.945
6	39.584	36.423	<b>26.771</b>	<b>21.289</b>	<b>2'04.067</b>	<b>256,8</b>	9:40'11.012

19° 28 G. VAN STRAALLEN (2'04.398)							
Lap	Seg.1	Seg.2	Seg.3	Seg.4	Lap Time	km/h	Local Time
1		39.471	29.146	22.871			9:27'24.556

2	41.182	37.939	27.964	22.826	2'09.911	245,7	9:29'34.467
3	40.204	37.806	27.762	22.012	2'07.784	248,0	9:31'42.251
4	39.881	36.539	27.932	<b>21.933</b>	2'06.285	248,5	9:33'48.536
5	41.230	36.114	27.156	21.991	2'06.491	<b>252,6</b>	9:35'55.027
6	<b>39.358</b>	<b>35.882</b>	<b>27.034</b>	22.124	<b>2'04.398</b>	248,0	9:37'59.425
7	39.749	36.131	27.176	21.998	2'05.054	245,7	9:40'04.479

20° 22 F. FULIGNI (2'05.069)							
Lap	Seg.1	Seg.2	Seg.3	Seg.4	Lap Time	km/h	Local Time
1		40.528	30.512	23.583			9:28'01.254
2	42.116	37.994	28.561	22.816	2'11.487	230,6	9:30'12.741
3	41.257	41.570	28.937	22.568	2'14.332	245,2	9:32'27.073
4	40.227	37.547	28.229	22.292	2'08.295	253,2	9:34'35.368
5	<b>39.372</b>	36.621	27.617	21.916	2'05.526	<b>256,8</b>	9:36'40.894
6	42.821	36.732	27.412	<b>21.813</b>	2'08.778	256,2	9:38'49.672
7	39.727	<b>36.288</b>	<b>27.136</b>	21.918	<b>2'05.069</b>	250,8	9:40'54.741

21° 50 O. VOSTATEK (2'05.165)							
Lap	Seg.1	Seg.2	Seg.3	Seg.4	Lap Time	km/h	Local Time
1		46.335	34.729	25.991			9:28'03.772
2	44.752	41.527	31.454	24.263	2'21.996	221,1	9:30'25.768
3	42.832	39.838	29.196	23.381	2'15.247	241,3	9:32'41.015
4	42.318	38.095	28.206	22.615	2'11.234	240,8	9:34'52.249
5	40.578	37.353	27.971	22.236	2'08.138	248,0	9:37'00.387
6	39.775	38.148	27.671	22.092	2'07.686	<b>249,1</b>	9:39'08.073
7	<b>39.128</b>	<b>36.832</b>	<b>27.256</b>	<b>21.949</b>	<b>2'05.165</b>	248,0	9:41'13.238

22° 66 N. TUULI (2'05.184)							
Lap	Seg.1	Seg.2	Seg.3	Seg.4	Lap Time	km/h	Local Time
1		39.148	28.989	22.901			9:28'39.209
2	<b>39.966</b>	<b>36.467</b>	27.063	<b>21.688</b>	<b>2'05.184</b>	243,0	9:30'44.393
3	1'04.804	41.418	29.319	42.956	2'58.497P	<b>255,0</b>	9:33'42.890
4	5'11.581	37.571	<b>26.811</b>	21.792	6'37.755P		9:40'20.645

23° 91 Y. MONTELLA (2'05.247)							
Lap	Seg.1	Seg.2	Seg.3	Seg.4	Lap Time	km/h	Local Time
1		39.996	29.518	23.321			9:27'26.402
2	40.760	37.929	28.017	22.182	2'08.888	248,5	9:29'35.290
3	<b>39.757</b>	<b>36.367</b>	<b>27.025</b>	<b>22.098</b>	<b>2'05.247</b>	250,3	9:31'40.537

24° 24 L. TACCINI (2'05.533)							
Lap	Seg.1	Seg.2	Seg.3	Seg.4	Lap Time	km/h	Local Time
1		45.492	31.292	23.309			9:27'36.064
2	42.742	39.073	28.870	44.373	2'35.058P	231,5	9:30'11.122
3	2'15.817	38.609	28.870	23.105	3'46.401P		9:33'57.523
4	41.157	36.898	27.728	22.312	2'08.095	244,1	9:36'05.618
5	<b>39.976</b>	36.479	27.244	21.834	<b>2'05.533</b>	246,8	9:38'11.151
6	41.402	<b>36.177</b>	<b>26.852</b>	<b>21.718</b>	2'06.149	<b>254,4</b>	9:40'17.300

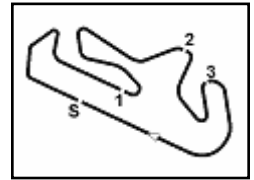
25° 81 M. GONZALEZ (2'05.890)							
Lap	Seg.1	Seg.2	Seg.3	Seg.4	Lap Time	km/h	Local Time
1		40.214	29.004	22.727			9:27'33.887
2	<b>40.279</b>	36.568	<b>27.052</b>	21.991	<b>2'05.890</b>	243,5	9:29'39.777
3	41.993	<b>36.292</b>	28.239	<b>21.694</b>	2'08.218	238,2	9:31'47.995

26° 52 P. HOBELBERGER (2'06.162)							
Lap	Seg.1	Seg.2	Seg.3	Seg.4	Lap Time	km/h	Local Time
1		40.497	30.648	24.246			9:28'15.574
2	43.130	38.594	29.079	23.070	2'13.873	220,2	9:30'29.447
3	41.732	38.146	28.709	23.077	2'11.664	237,6	9:32'41.111
4	47.247	37.518	27.680	22.246	2'14.691	247,4	9:34'55.802

03/10/2021 P = Pits In/Out - C = Lap Time Cancelled

These data/results cannot be reproduced, stored and/or transmitted in whole or in part by any manner of electronic, mechanical, photocopying, recording, broadcasting or otherwise now known or herein after developed without the previous express consent by the copyright owner, except for reproduction in daily press and regular printed publications on sale to the public within 60 days of the event related to those data/results and always provided that copyright symbol appears together as follows below.

© DORNA WSBK ORGANIZATION Srl 2021



## Motul Portuguese Round, 1-3 October 2021

### Chronological Analysis Warm Up

5	41.141	36.940	27.929	22.321	2'08.331	247,4	9:37'04.133
6	40.634	36.823	27.596	22.079	2'07.132	<b>251,4</b>	9:39'11.265
7	<b>40.168</b>	<b>36.630</b>	<b>27.328</b>	<b>22.036</b>	<b>2'06.162</b>	250,3	9:41'17.427

27° 95 V. TAKALA (2'06.790)							
Lap	Seg.1	Seg.2	Seg.3	Seg.4	Lap Time	km/h	Local Time
1		41.051	31.158	24.580			9:30'09.906
2	42.699	38.918	29.695	22.565	2'13.877	240,3	9:32'23.783
3	41.348	39.481	28.261	22.363	2'11.453	243,5	9:34'35.236
4	40.536	37.232	29.093	22.291	2'09.152	<b>253,8</b>	9:36'44.388
5	40.438	<b>37.028</b>	<b>27.783</b>	<b>21.723</b>	2'06.972	241,9	9:38'51.360
6	<b>39.870</b>	37.171	27.847	21.902	<b>2'06.790</b>	251,4	9:40'58.150

28° 42 S. FROSSARD (2'09.973)							
Lap	Seg.1	Seg.2	Seg.3	Seg.4	Lap Time	km/h	Local Time
1		40.881	29.481	24.167			9:29'01.806
2	42.008	39.231	28.594	23.395	2'13.228	231,5	9:31'15.034
3	42.473	39.055	28.934	23.578	2'14.040	<b>251,4</b>	9:33'29.074
4	41.158	38.393	28.581	23.128	2'11.260	248,0	9:35'40.334
5	<b>41.028</b>	<b>38.126</b>	28.276	<b>22.543</b>	<b>2'09.973</b>	240,8	9:37'50.307
6	41.806	38.501	<b>28.184</b>	23.113	2'11.604	241,3	9:40'01.911

29° 69 E. MONTERO HUERTA (2'10.060)							
Lap	Seg.1	Seg.2	Seg.3	Seg.4	Lap Time	km/h	Local Time
1		40.334	31.681	24.554			9:28'01.112
2	42.919	38.670	<b>28.404</b>	22.671	2'12.664	212,5	9:30'13.776
3	<b>40.631</b>	<b>37.855</b>	29.007	<b>22.567</b>	<b>2'10.060</b>	225,3	9:32'23.836

30° 2 L. MONTELLA (2'10.319)							
Lap	Seg.1	Seg.2	Seg.3	Seg.4	Lap Time	km/h	Local Time
1		44.751	32.273	24.250			9:28'07.946
2	46.128	39.948	29.685	23.205	2'18.966	215,4	9:30'26.912
3	42.142	46.167	29.312	23.487	2'21.108	222,5	9:32'48.020
4	42.434	38.728	29.269	23.017	2'13.448	243,5	9:35'01.468
5	41.615	<b>38.272</b>	29.252	22.971	2'12.110	248,5	9:37'13.578
6	<b>40.815</b>	38.384	<b>28.625</b>	<b>22.495</b>	<b>2'10.319</b>	<b>249,1</b>	9:39'23.897
7	41.941	38.542	28.941	22.498	2'11.922	246,8	9:41'35.819

03/10/2021 P = Pits In/Out - C = Lap Time Cancelled

These data/results cannot be reproduced, stored and/or transmitted in whole or in part by any manner of electronic, mechanical, photocopying, recording, broadcasting or otherwise now known or herein after developed without the previous express consent by the copyright owner, except for reproduction in daily press and regular printed publications on sale to the public within 60 days of the event related to those data/results and always provided that copyright symbol appears together as follows below.

© DORNA WSBK ORGANIZATION Srl 2021

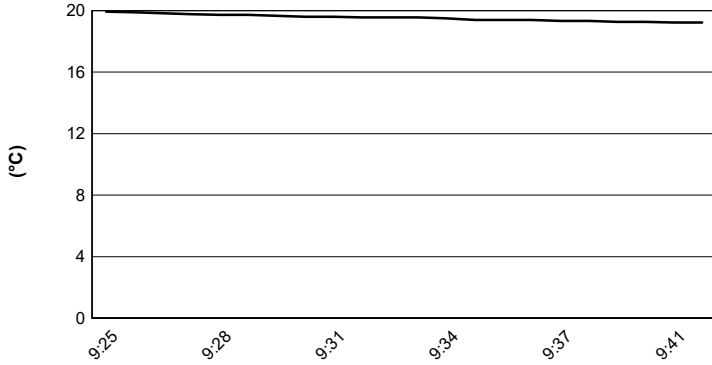


## Motul Portuguese Round, 1-3 October 2021

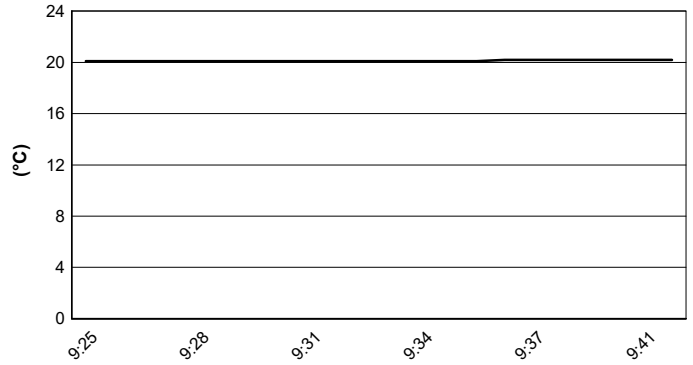
### Weather Report Warm Up

Session started 09:25 - Session ended 9:42

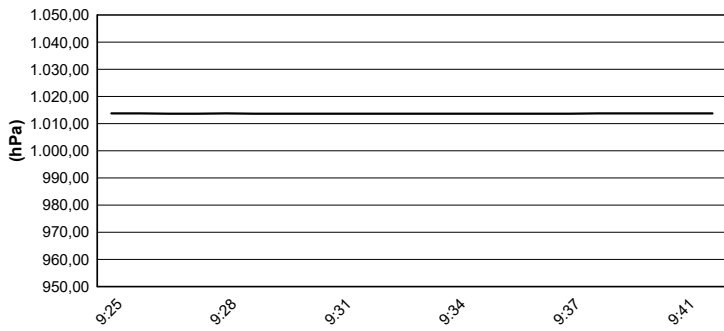
#### Air Temperature



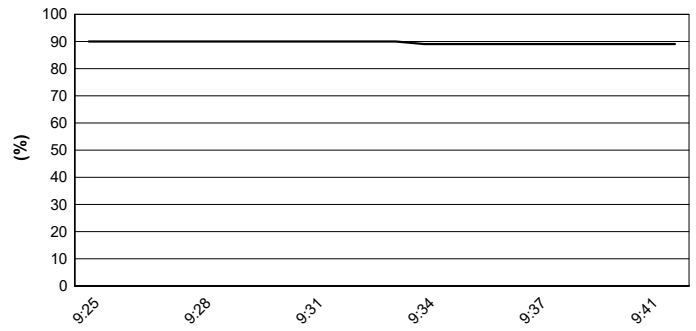
#### Track Temperature



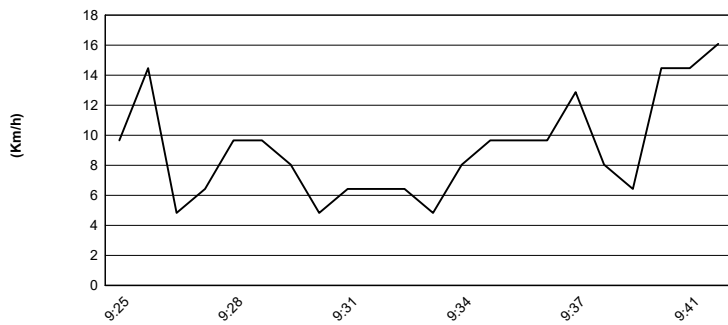
#### Air Pressure



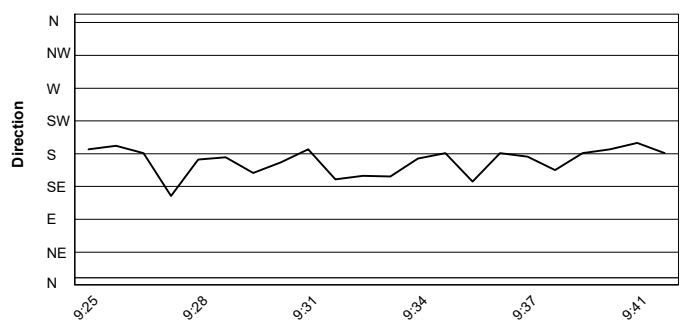
#### Humidity



#### Wind Speed



#### Wind Direction



03/10/2021

These data/results cannot be reproduced, stored and/or transmitted in whole or in part by any manner of electronic, mechanical, photocopying, recording, broadcasting or otherwise now known or herein after developed without the previous express consent by the copyright owner, except for reproduction in daily press and regular printed publications on sale to the public within 60 days of the event related to those data/results and always provided that copyright symbol appears together as follows below.

© DORNA WSBK ORGANIZATION Srl 2021