

Motul Portuguese Round, 1-3 October 2021 Results Race 2

Laps 13 = 59,696 Km - Time of Race 25'26.680 - Avg. 140,767 km/h

Portimao 4.592 m

1 / 2

Pos	Grid	No. Rider	Nat	Team	Bike	LL	Gap	Rel.	Fastest Lap	Speed	Qualifying	Speed
1	1	99 A. HUERTAS	ESP	MTM Kawasaki	Kawasaki Ninja 400	13			1'56.639	210,4	1'55.466	208,0
2	13	69 T. BOOTH-AMOS	GBR	Fusport - Rt Motorsports by SKM Kawasaki	Kawasaki Ninja 400	13	2.077	2.077	1'57.004	203,7	1'56.496	207,2
3	2	58 I. IGLESIAS	ESP	SMW Racing	Kawasaki Ninja 400	13	2.196	0.119	1'56.815	204,8	1'55.637	209,6
4	6	61 Y. OKAYA	JPN	MTM Kawasaki	Kawasaki Ninja 400	13	3.049	0.853	1'57.005	208,4	1'56.176	211,2
5	P 12	60 D. GEIGER	GER	Fusport - Rt Motorsports by SKM Kawasaki	Kawasaki Ninja 400	13	3.100	0.051	1'56.615	211,6	1'56.490	206,4
6	11	17 K. MEUFFELS	NED	MTM Kawasaki	Kawasaki Ninja 400	13	3.586	0.486	1'56.862	215,4	1'56.461	215,4
7	7	52 O. KONIG	CZE	Movisio by MIE	Kawasaki Ninja 400	13	3.667	0.081	1'56.868	212,5	1'56.328	210,4
8	28	26 M. GENNAI	ITA	Team BRcorse	Yamaha YZF-R3	13	3.788	0.121	1'56.679	208,4	1'57.220	204,1
9	26	73 J. PEREZ GONZALEZ	ESP	Accolade Smrz Racing	Kawasaki Ninja 400	13	3.992	0.204	1'56.724	208,8	1'57.087	206,8
10	17	8 B. IERACI	ITA	Prodina Team WorldSSP300	Kawasaki Ninja 400	13	4.037	0.045	1'56.606	210,4	1'56.614	206,0
11	16	80 G. MASTROLUCA	ITA	ProGP Racing	Yamaha YZF-R3	13	4.302	0.265	1'56.813	208,8	1'56.568	203,3
12	P 15	85 K. SABATUCCI	ITA	Kawasaki GP Project	Kawasaki Ninja 400	13	4.314	0.012	1'56.801	212,9	1'56.565	210,4
13	8	83 M. KAWAKAMI	BRA	AD78 Team Brasil by MS Racing	Yamaha YZF-R3	13	4.314	0.000	1'56.981	206,8	1'56.373	210,0
14	9	72 V. STEEMAN	NED	Freudenberg KTM WorldSSP Team	KTM RC 390 R	13	4.465	0.151	1'56.952	202,9	1'56.391	212,5
15	29	28 Y. RUIZ	ESP	Yamaha MS Racing	Yamaha YZF-R3	13	4.899	0.434	1'56.768	207,6	1'57.228	211,6
16	31	98 A. MILLAN GOMEZ	ESP	2R Racing	Kawasaki Ninja 400	13	4.937	0.038	1'57.051	206,8	1'57.341	208,8
17	P 3	54 B. SOFUOGLU	TUR	Biblion Yamaha Motoxacing	Yamaha YZF-R3	13	5.184	0.247	1'56.948	203,7	1'55.696	206,4
18	30	43 H. KHOURI	AUS	Fusport - Rt Motorsports by SKM Kawasaki	Kawasaki Ninja 400	13	5.962	0.778	1'56.609	212,5	1'57.300	206,4
19	4	87 T. KAWAKAMI	BRA	AD78 Team Brasil by MS Racing	Yamaha YZF-R3	13	6.022	0.060	1'56.943	207,2	1'55.890	209,6
20	24	59 A. ZANCA	ITA	Kawasaki GP Project	Kawasaki Ninja 400	13	15.358	9.336	1'57.252	206,8	1'57.039	208,0
21	21	11 A. CARRASCO	ESP	Kawasaki Provec WorldSSP300	Kawasaki Ninja 400	13	15.433	0.075	1'57.539	206,0	1'56.940	201,8
22	23	53 P. SVOBODA	CZE	WRP Wepol Racing	Yamaha YZF-R3	13	15.701	0.268	1'57.073	206,8	1'56.995	204,5
23	20	7 J. GIMBERT	FRA	OUTDO TPR Team Pedercini Racing	Kawasaki Ninja 400	13	15.703	0.002	1'57.442	208,8	1'56.848	209,2
24	25	93 M. GAGGI	ITA	Biblion Yamaha Motoxacing	Yamaha YZF-R3	13	15.757	0.054	1'57.394	205,2	1'57.085	208,0
25	14	23 S. MARKARIAN	FRA	Leader Team Flembbo	Kawasaki Ninja 400	13	15.774	0.017	1'57.524	210,0	1'56.531	206,0
26	32	35 Y. SAIZ MARQUEZ	ESP	Vinales Racing Team	Yamaha YZF-R3	13	15.800	0.026	1'57.241	203,7	1'57.645	202,2
27	19	32 T. ALONSO	POR	QUARESMA Racing	Kawasaki Ninja 400	13	15.852	0.052	1'57.733	203,7	1'56.811	210,4
28	5	1 J. BUIS	NED	MTM Kawasaki	Kawasaki Ninja 400	13	21.459	5.607	1'56.901	217,2	1'56.049	206,0
29	22	41 M. GARCIA	ESP	Prodina Team WorldSSP300	Kawasaki Ninja 400	13	22.673	1.214	1'57.927	199,6	1'56.981	209,6
30	33	97 F. PALAZZI	ITA	ProGP Racing	Yamaha YZF-R3	13	36.117	13.444	1'59.422	196,7	1'57.954	199,6
31	36	66 D. BORGES	POR	Speed Master Racing Team	Kawasaki Ninja 400	13	36.967	0.850	1'59.412	197,7	1'59.715	192,8
32	27	77 R. BIJMAN	NED	Machado CAME SBK	Yamaha YZF-R3	13	42.259	5.292	1'56.302	210,4	1'57.186	204,8
33	34	55 A. FRAPPOLA	ITA	Chiodo Moto Racing	Kawasaki Ninja 400	13	42.879	0.620	1'59.182	199,2	1'58.055	206,4
34	35	56 J. KOCOUREK	CZE	Accolade Smrz Racing	Kawasaki Ninja 400	13	47.200	4.321	2'00.213	189,8	1'58.846	201,4
35	37	22 J. ROMERO	ARG	SMW Racing	Kawasaki Ninja 400	13	1'17.132	29.932	2'01.297	188,8	2'00.209	207,2
36	38	70 M. DUARTE	POR	Yamaha MS Racing	Yamaha YZF-R3	13	1'23.841	6.709	2'01.017	199,9	2'02.829	200,7
-----Not Classified-----												
RET	10	15 A. COPPOLA	ITA	Team Trasimeno	Yamaha YZF-R3	9	4 Laps		1'57.190	204,1	1'56.458	203,7
RET	18	46 S. DI SORA	FRA	Leader Team Flembbo	Kawasaki Ninja 400	8	5 Laps		1'56.699	207,6	1'56.637	203,7

AIR	Humidity:	53%	Temp:	22°C
TRACK	Condition:	Dry	Temp:	37°C

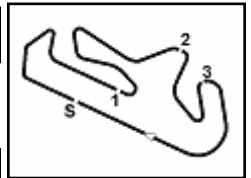
Records	Pole (SP)	2019	M.Gonzalez	1'55.345	143,32 Km/h
	Race (RC)	2019	M.Gonzalez	1'55.810	142,74 Km/h
	All Times (WUP)	2019	S.Deroue	1'55.344	143,32 Km/h
Race Fastest Lap	Lap 5		R.Bijman	1'56.302	142,14 Km/h

03/10/2021 Start 15:15 End 15:50 The results are provisional until the end of the time limit for protests and appeals and the completion of the technical checks.

These data/results cannot be reproduced, stored and/or transmitted in whole or in part by any manner of electronic, mechanical, photocopying, recording, broadcasting or otherwise now known or herein after developed without the previous express consent by the copyright owner, except for reproduction in daily press and regular printed publications on sale to the public within 60 days of the event related to those data/results and always provided that copyright symbol appears together as follows below.

© DORNA WSBK ORGANIZATION Srl 2021





Motul Portuguese Round, 1-3 October 2021 Results Race 2

Portimao 4.592 m
2 / 2

LAP LEADERS				
No.	Rider	From	To	Total
1	J. BUIS	1	3	3
69	T. BOOTH-AMOS	4	4	1
1	J. BUIS	5	5	4
60	D. GEIGER	6	6	1
61	Y. OKAYA	7	7	1
58	I. IGLESIAS	8	8	1
99	A. HUERTAS	9	13	5

TOTAL LEADER LAPS			
No.	Rider	Laps	
99	A. HUERTAS	53	46 S. DI SORA
1	J. BUIS	35	58 I. IGLESIAS
69	T. BOOTH-AMOS	35	61 Y. OKAYA
54	B. SOFUOGLU	22	10 U. ORRADRE
72	V. STEEMAN	16	52 O. KONIG
64	H. DE CANCELLIS	9	11 A. CARRASCO
17	K. MEUFFELS	8	20 D. LOUREIRO

Race Highlights

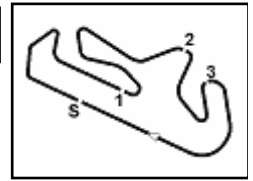
Time	No. Rider	Description
15.13.06		Warm-up Lap Start
15.15.46		Start
15.17.59		No Jump Start
15.31.10	77 Bijman	Crashed - Turn 5
15.31.10	46 Di Sora	Crashed - Turn 5
15.31.16	77 Bijman	Re-joined
15.31.16	46 Di Sora	Re-joined
15.32.00		2/3 of Race Distance Completed
15.32.27	58 Iglesias	Track Limits Warning
15.32.45	46 Di Sora	Technical Problem - Turn 2
15.33.00	46 Di Sora	Not Actively Competing
15.35.35	15 Coppola	Crashed - Turn 13
15.35.59	15 Coppola	Not Actively Competing
15.41.22	1 Buis	Crashed - Turn 13
15.41.43	1 Buis	Re-joined
15.42.55	7 Gimbert	Crashed - Turn 3
15.43.54		Podium Confirmed
15.46.32		2021 WorldSS300 Pirelli Best Lap Award Winner: Booth-Amos T.
15.49.42	60 Geiger	Penalized to Drop 1 Position - Exceeded Track Limits (Final Lap)
15.50.30	85 Sabatucci	Penalized to Drop 1 Position - Exceeded Track Limits (Final Lap)
15.50.46		End Of Session
17.11.00	54 Sofuoglu	penalized by 3" for irresponsible riding (art.1.21.2)

03/10/2021 Start 15:15 End 15:50 The results are provisional until the end of the time limit for protests and appeals and the completion of the technical checks.

These data/results cannot be reproduced, stored and/or transmitted in whole or in part by any manner of electronic, mechanical, photocopying, recording, broadcasting or otherwise now known or herein after developed without the previous express consent by the copyright owner, except for reproduction in daily press and regular printed publications on sale to the public within 60 days of the event related to those data/results and always provided that copyright symbol appears together as follows below.

© DORNA WSBK ORGANIZATION Srl 2021





Motul Portuguese Round, 1-3 October 2021 Championship Standings

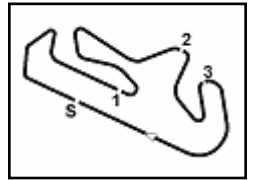
Portimao 4.592 m

1 / 2

	Points	Points From First	Points From Previous	May 23 ARAGON	June 13 MISANO	July 25 ASSEN	August 8 MOST	September 5 MAGNY-COURS	September 19 BARCELONA	September 26 JEREZ	October 3 PORTIMAO
1 HUERTAS Adrian (ESP)	255			25 16 1 2	25 6 1 1	25 11 1 1	10 11 1 1	25 25 1 1	9 13 1 1	9 1 1	20 25 1 1
2 BOOTH-AMOS Tom (GBR)	189 66			20 25 2 1	20 2 2	25 2 2	8 20 2 2	20 20 2 2	2 2 2 2	3 3 3 3	11 20 3 2
3 BUIS Jeffrey (NED)	174 81 15			10 4 6 8	9 11 9	16 13 6 4	9 25 4 3	16 4 3	25 9 3 3	25 13 2 2	2 3
4 DI SORA Samuel (FRA)	148 107 26			11 8 5 5	16 8 8 6	13 16 3 3	13 3 4	16 4 3 4	16 4 4	10 4 4	25 4 4
5 OKAYA Yuta (JPN)	140 115 8			16 13 3 4	13 3 3	10 4 4	5 5 7	11 8 6	8 11 5 5	8 16 5 6	16 13 6 5
6 SOFUOGLU Bahattin (TUR)	131 124 9				10 15	11 13 14	11 12 16		20 25 11 6	16 25 6 5	13 5 6
7 IGLESIAS Inigo (ESP)	101 154 30			2 14 17	21 25	27 28	29 30	10 8 22 20	10 6 19 18	20 20 12 9	9 16 8 7
8 KAWAKAMI Meikon (BRA)	101 154 0			6 13	11 20 9 5	6 8 8	9 9	5 9 11	13 8 8 8	13 9 7 7	7 3 7 7
9 MEUFFELS Koen (NED)	85 170 16			8 8 11	5 4 12 12	20 7 8 7	2 8 8 8	4 7 8	3 8 10	2 4 9 10	8 10 10 9
10 STEEMAN Victor (NED)	81 174 4				2 7 21 18	8 8 15 13	25 13 7 5	8 3 5 5		5 8 8	2 9 10
11 KONIG Oliver (CZE)	64 191 17				8 20	3 17 18	16 10 15 13		3 17 16	6 5 16 14	4 9 13 11
12 DE CANCELLIS Hugo (FRA)	62 193 2			4 9 12 9	16 5 8	20 11 6	7 6 6 6		6 7 7 9	10 11	11 12
13 KAWAKAMI Ton (BRA)	57 198 5			9 10 7 5	4 6 9	7 2 10 11	2 12 14	7 12 12	16 10 11	11 12	12 13
14 CARRION Alejandro (ESP)	54 201 3					5 26 26	20 16 16 11	6 7 12 12	6 7 14 12	13 13	14 14
15 GENNAI Mirko (ITA)	54 201 0				10 13 15	9 19 16	6 9 16 14	2 16 17		10 20 17	8 17 14
16 CARRASCO Ana (ESP)	52 203 2			5 11 11 7	1 25 9 3	1 4 8	9 9	3 5 10 9	12 13	14 14	1 15 16
17 LOUREIRO Dorren (RSA)	51 204 1			1 5 15 13	11 18 12	9 5 12 12	14 17	13 7 11 9	12 13	14 14	16 17
18 MASTROLUCA Gabriele (ITA)	48 207 3				13 14	4 16 17	5 19 18	9 10 18 12	2 15 15	17 18	5 18 18
19 DIAZ CEBRIAN Alvaro (ESP)	42 213 6								11 20 27 20	11 18 19	19 19
20 ORRADRE Unai (ESP)	39 216 3			13 20 4 3	4 7	6 6 10	11 12	14 15	16 17	19 20	20 20
21 IERACI Bruno (ITA)	39 216 0			6 7 10 9	8 7 11	13 14	18 19	19 19	21 23	4 2 23 21	6 6 21 20
22 MOGEDA Daniel (ESP)	27 228 12							11 6 24 22	5 5 20 21	21 21	22 22
23 BERTA VINALES Dean (ESP)	26 229 1							1 13 35 23	2 10 23 22	22 23	23 23
24 GARCIA Marc (ESP)	26 229 0			3 1 13 15	3 15 22	24 24	25 26	1 28 30	31 32	7 11 26 23	23 23

03/10/2021 First Line: Championship Standings - Second Line: Ranking Progression
 These data/results cannot be reproduced, stored and/or transmitted in whole or in part by any manner of electronic, mechanical, photocopying, recording, broadcasting or otherwise now known or herein after developed without the previous express consent by the copyright owner, except for reproduction in daily press and regular printed publications on sale to the public within 60 days of the event related to those data/results and always provided that copyright symbol appears together as follows below.
 © DORNA WSBK ORGANIZATION Srl 2021





Portimao 4.592 m

1 / 4

Motul Portuguese Round, 1-3 October 2021

Lap Chart Race 2

	Lap												
	1	2	3	4	5	6	7	8	9	10	11	12	13
1	1	1	1	69	1	60	61	58	99	99	99	99	99
2	99	54	99	1	54	99	58	69	61	52	1	69	69
3	58	87	54	58	58	61	87	99	69	69	52	54	54
4	87	99	87	54	69	83	69	87	58	58	58	58	58
5	54	69	72	72	46	87	99	61	1	1	54	60	60
6	72	72	58	61	72	69	83	8	52	54	69	1	61
7	61	58	69	46	61	58	8	1	54	60	26	52	17
8	52	52	46	87	87	52	60	83	87	61	87	61	52
9	83	61	61	83	60	46	52	52	83	26	83	26	26
10	69	46	52	8	83	72	54	60	60	87	60	83	73
11	85	83	83	52	99	8	1	54	8	83	61	17	8
12	23	23	8	60	8	54	17	17	26	8	8	8	80
13	15	8	17	17	52	1	28	26	17	17	17	85	85
14	46	80	85	99	17	28	46	28	85	85	85	73	83
15	8	60	80	28	28	17	77	72	28	28	72	80	72
16	17	85	60	85	73	73	72	85	72	72	80	87	28
17	80	17	15	73	85	26	26	73	73	73	73	72	98
18	60	15	23	15	77	85	43	80	43	43	28	28	43
19	32	7	26	80	15	77	73	15	80	80	43	98	87
20	11	32	28	26	80	43	80	98	98	98	98	43	59
21	98	26	77	77	53	80	85	43	15	7	59	11	11
22	7	77	73	53	26	15	15	59	59	32	11	59	53
23	53	28	43	43	43	98	98	7	7	53	7	7	7
24	77	43	53	98	98	59	59	93	11	11	53	53	93
25	26	73	98	23	59	53	7	53	93	93	32	93	23
26	43	53	7	59	11	7	53	35	53	59	93	23	35
27	28	98	32	7	23	11	93	11	32	35	35	32	32
28	41	11	11	11	7	93	11	32	35	23	23	35	1
29	73	59	59	35	35	23	35	23	23	41	41	41	41
30	59	93	93	93	93	32	23	41	41	66	97	97	97
31	93	35	35	32	32	35	32	46	66	97	66	66	66
32	35	41	41	41	41	41	41	66	97	77	77	77	77
33	97	97	97	66	66	97	97	97	55	55	55	55	55
34	55	55	66	97	97	66	66	55	77	56	56	56	56
35	56	66	55	55	55	55	55	77	56	70	70	70	22
36	66	56	56	56	56	56	56	56	70	22	22	22	70
37	70	70	70	70	70	70	70	70	22				
38	22	22	22	22	22	22	22	22					

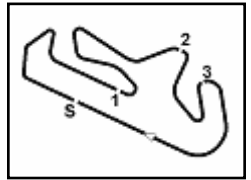
Final Result		
1	99 A. HUERTAS	Laps 13
2	69 T. BOOTH-AMOS	2.077
3	58 I. IGLESIAS	2.196
4	61 Y. OKAYA	3.049
5	60 D. GEIGER (P)	3.100
6	17 K. MEUFFELS	3.586
7	52 O. KONIG	3.667
8	26 M. GENNAI	3.788
9	73 J. PEREZ GONZALEZ	3.992
10	8 B. IERACI	4.037
11	80 G. MASTROLUCA	4.302
12	83 M. KAWAKAMI	4.314
13	85 K. SABATUCCI (P)	4.314
14	72 V. STEEMAN	4.465
15	28 Y. RUIZ	4.899
16	98 A. MILLAN GOMEZ	4.937
17	54 B. SOFUOGLU (P)	5.184
18	43 H. KHOURI	5.962
19	87 T. KAWAKAMI	6.022
20	59 A. ZANCA	15.358
21	11 A. CARRASCO	15.433
22	53 P. SVOBODA	15.701
23	7 J. GIMBERT	15.703
24	93 M. GAGGI	15.757
25	23 S. MARKARIAN	15.774
26	35 Y. SAIZ MARQUEZ	15.800
27	32 T. ALONSO	15.852
28	1 J. BUIS	21.459
29	41 M. GARCIA	22.673
30	97 F. PALAZZI	36.117
31	66 D. BORGES	36.967
32	77 R. BIJMAN	42.259
33	55 A. FRAPPOLA	42.879
34	56 J. KOCOUREK	47.200
35	22 J. ROMERO	1'17.132
36	70 M. DUARTE	1'23.841
RET	15 A. COPPOLA	4 Laps
RET	46 S. DI SORA	5 Laps

03/10/2021

These data/results cannot be reproduced, stored and/or transmitted in whole or in part by any manner of electronic, mechanical, photocopying, recording, broadcasting or otherwise now known or herein after developed without the previous express consent by the copyright owner, except for reproduction in daily press and regular printed publications on sale to the public within 60 days of the event related to those data/results and always provided that copyright symbol appears together as follows below.

© DORNA WSBK ORGANIZATION Srl 2021





Motul Portuguese Round, 1-3 October 2021

Lap Chart Race 2

Portimao 4.592 m

2 / 4

Lap 1		
1	1	J.Buis 1'58.105
2	99	A.Huertas 0.608
3	58	I.Iglesias 0.624
4	87	T.Kawakami 0.674
5	54	B.Sofuoglu 0.696
6	72	V.Steeman 0.888
7	61	Y.Okaya 0.970
8	52	O.Konig 1.318
9	83	M.Kawakami 1.370
10	69	T.Booth-Amos 1.385
11	85	K.Sabatucci 1.718
12	23	S.Markarian 1.721
13	15	A.Coppola 1.734
14	46	S.Di Sora 1.837
15	8	B.Ieraci 2.383
16	17	K.Meuffels 2.679
17	80	G.Mastroluca 2.774
18	60	D.Geiger 2.875
19	32	T.Alonso 3.071
20	11	A.Carrasco 3.400
21	98	A.Millan Gomez 3.431
22	7	J.Gimbert 3.438
23	53	P.Svoboda 3.572
24	77	R.Bijman 3.604
25	26	M.Gennai 3.706
26	43	H.Khouri 4.116
27	28	Y.Ruiz 4.117
28	41	M.Garcia 4.514
29	73	J.Perez Gonzalez 4.539
30	59	A.Zanca 4.542
31	93	M.Gaggi 5.002
32	35	Y.Saiz Marquez 5.031
33	97	F.Palazzi 6.080
34	55	A.Frappola 6.159
35	56	J.Kocourek 7.242
36	66	D.Borges 7.522
37	70	M.Duarte 7.613
38	22	J.Romero 8.245

Lap 2		
1	1	J.Buis 3'55.525
2	54	B.Sofuoglu 0.224
3	87	T.Kawakami 0.319
4	99	A.Huertas 0.379
5	69	T.Booth-Amos 0.969
6	72	V.Steeman 0.978
7	58	I.Iglesias 0.979
8	52	O.Konig 1.375
9	61	Y.Okaya 1.387
10	46	S.Di Sora 1.616
11	83	M.Kawakami 1.635
12	23	S.Markarian 1.825
13	8	B.Ieraci 2.099
14	80	G.Mastroluca 2.349
15	60	D.Geiger 2.359
16	85	K.Sabatucci 2.525
17	17	K.Meuffels 2.584
18	15	A.Coppola 2.877
19	7	J.Gimbert 3.460
20	32	T.Alonso 3.530
21	26	M.Gennai 3.679
22	77	R.Bijman 3.726
23	28	Y.Ruiz 3.856
24	43	H.Khouri 3.955
25	73	J.Perez Gonzalez 4.149
26	53	P.Svoboda 4.390
27	98	A.Millan Gomez 4.411
28	11	A.Carrasco 4.868
29	59	A.Zanca 5.072
30	93	M.Gaggi 5.613
31	35	Y.Saiz Marquez 5.685
32	41	M.Garcia 6.143
33	97	F.Palazzi 9.038
34	55	A.Frappola 9.368

35	66	D.Borges 9.525
36	56	J.Kocourek 11.271
37	70	M.Duarte 11.665
38	22	J.Romero 12.304

Lap 3		
1	1	J.Buis 5'53.046
2	99	A.Huertas 0.152
3	54	B.Sofuoglu 0.171
4	87	T.Kawakami 0.179
5	72	V.Steeman 0.409
6	58	I.Iglesias 0.442
7	69	T.Booth-Amos 0.492
8	46	S.Di Sora 0.794
9	61	Y.Okaya 0.871
10	52	O.Konig 1.382
11	83	M.Kawakami 1.448
12	8	B.Ieraci 1.550
13	17	K.Meuffels 2.307
14	85	K.Sabatucci 2.333
15	80	G.Mastroluca 2.350
16	60	D.Geiger 2.496
17	15	A.Coppola 2.610
18	23	S.Markarian 3.086
19	26	M.Gennai 3.113
20	28	Y.Ruiz 3.198
21	77	R.Bijman 3.235
22	73	J.Perez Gonzalez 3.352
23	43	H.Khouri 3.838
24	53	P.Svoboda 3.942
25	98	A.Millan Gomez 4.156
26	7	J.Gimbert 4.690
27	32	T.Alonso 4.771
28	11	A.Carrasco 4.886
29	59	A.Zanca 4.897
30	93	M.Gaggi 5.486
31	35	Y.Saiz Marquez 5.625
32	41	M.Garcia 6.549
33	97	F.Palazzi 11.050
34	66	D.Borges 11.416
35	55	A.Frappola 11.484
36	56	J.Kocourek 14.546
37	70	M.Duarte 15.628
38	22	J.Romero 16.247

Lap 4		
1	69	T.Booth-Amos 7'51.036
2	1	J.Buis 0.013
3	58	I.Iglesias 0.020
4	54	B.Sofuoglu 0.125
5	72	V.Steeman 0.170
6	61	Y.Okaya 0.264
7	46	S.Di Sora 0.695
8	87	T.Kawakami 0.713
9	83	M.Kawakami 0.829
10	8	B.Ieraci 1.019
11	52	O.Konig 1.062
12	60	D.Geiger 1.121
13	17	K.Meuffels 1.232
14	99	A.Huertas 1.721
15	28	Y.Ruiz 1.976
16	85	K.Sabatucci 2.145
17	73	J.Perez Gonzalez 2.378
18	15	A.Coppola 2.401
19	80	G.Mastroluca 3.476
20	26	M.Gennai 3.479
21	77	R.Bijman 3.527
22	53	P.Svoboda 3.611
23	43	H.Khouri 3.630
24	98	A.Millan Gomez 3.651
25	23	S.Markarian 4.041
26	59	A.Zanca 4.159
27	7	J.Gimbert 4.870
28	11	A.Carrasco 4.912
29	35	Y.Saiz Marquez 5.341

30	93	M.Gaggi 5.583
31	32	T.Alonso 5.817
32	41	M.Garcia 7.174
33	66	D.Borges 13.029
34	97	F.Palazzi 13.313
35	55	A.Frappola 13.715
36	56	J.Kocourek 17.736
37	70	M.Duarte 19.034
38	22	J.Romero 20.108

Lap 5		
1	1	J.Buis 9'49.063
2	54	B.Sofuoglu 0.042
3	58	I.Iglesias 0.054
4	69	T.Booth-Amos 0.123
5	46	S.Di Sora 0.177
6	72	V.Steeman 0.249
7	61	Y.Okaya 0.345
8	87	T.Kawakami 0.410
9	60	D.Geiger 0.610
10	83	M.Kawakami 0.621
11	99	A.Huertas 0.716
12	8	B.Ieraci 0.998
13	52	O.Konig 1.008
14	17	K.Meuffels 1.363
15	28	Y.Ruiz 1.422
16	73	J.Perez Gonzalez 1.655
17	85	K.Sabatucci 1.671
18	77	R.Bijman 1.802
19	15	A.Coppola 1.836
20	80	G.Mastroluca 3.005
21	53	P.Svoboda 3.031
22	26	M.Gennai 3.274
23	43	H.Khouri 3.354
24	98	A.Millan Gomez 3.379
25	59	A.Zanca 3.607
26	11	A.Carrasco 5.271
27	23	S.Markarian 5.310
28	7	J.Gimbert 5.434
29	35	Y.Saiz Marquez 5.459
30	93	M.Gaggi 5.466
31	32	T.Alonso 5.523
32	41	M.Garcia 7.385
33	66	D.Borges 14.548
34	97	F.Palazzi 14.804
35	55	A.Frappola 14.870
36	56	J.Kocourek 20.307
37	70	M.Duarte 22.168
38	22	J.Romero 23.378

Lap 6		
1	60	D.Geiger 11'46.376
2	99	A.Huertas 0.042
3	61	Y.Okaya 0.246
4	83	M.Kawakami 0.298
5	87	T.Kawakami 0.396
6	69	T.Booth-Amos 0.436
7	58	I.Iglesias 0.547
8	52	O.Konig 0.872
9	46	S.Di Sora 0.877
10	72	V.Steeman 1.359
11	8	B.Ieraci 1.394
12	54	B.Sofuoglu 1.439
13	1	J.Buis 1.701
14	28	Y.Ruiz 1.760
15	17	K.Meuffels 1.810
16	73	J.Perez Gonzalez 2.743
17	26	M.Gennai 2.788
18	85	K.Sabatucci 2.794
19	77	R.Bijman 2.813
20	43	H.Khouri 2.902
21	80	G.Mastroluca 3.262
22	15	A.Coppola 3.313
23	98	A.Millan Gomez 3.454
24	59	A.Zanca 5.190

Lap 7		
1	61	Y.Okaya 13'43.717
2	58	I.Iglesias 0.021
3	87	T.Kawakami 0.227
4	69	T.Booth-Amos 0.370
5	99	A.Huertas 0.608
6	83	M.Kawakami 0.625
7	8	B.Ieraci 0.659
8	60	D.Geiger 0.664
9	52	O.Konig 0.805
10	54	B.Sofuoglu 1.184
11	1	J.Buis 1.261
12	17	K.Meuffels 1.638
13	28	Y.Ruiz 1.746
14	46	S.Di Sora 1.827
15	77	R.Bijman 1.844
16	72	V.Steeman 2.409
17	26	M.Gennai 2.747
18	43	H.Khouri 2.897
19	73	J.Perez Gonzalez 2.913
20	80	G.Mastroluca 3.075
21	85	K.Sabatucci 3.105
22	15	A.Coppola 3.162
23	98	A.Millan Gomez 3.414
24	59	A.Zanca 5.461
25	7	J.Gimbert 6.419
26	53	P.Svoboda 6.611
27	93	M.Gaggi 6.841
28	11	A.Carrasco 6.863
29	35	Y.Saiz Marquez 6.961
30	23	S.Markarian 7.770
31	32	T.Alonso 7.775
32	41	M.Garcia 9.825
33	97	F.Palazzi 20.087
34	66	D.Borges 20.227
35	55	A.Frappola 21.392
36	56	J.Kocourek 26.853
37	70	M.Duarte 30.546
38	22	J.Romero 35.788

Lap 8		
1	58	I.Iglesias 15'41.356
2	69	T.Booth-Amos 0.158
3	99	A.Huertas 0.196
4	87	T.Kawakami 0.220
5	61	Y.Okaya 0.262
6	8	B.Ieraci 0.835
7	1	J.Buis 0.872
8	83	M.Kawakami 0.920
9	52	O.Konig 0.959
10	60	D.Geiger 1.021
11	54	B.Sofuoglu 1.061
12	17	K.Meuffels 1.847
13	26	M.Gennai 1.999
14	28	Y.Ruiz 2.098
15	72	V.Steeman 2.211
16	85	K.Sabatucci 2.281
17	73	J.Perez Gonzalez 2.634
18	80	G.Mastroluca 2.902
19	15	A.Coppola 3.011

03/10/2021

These data/results cannot be reproduced, stored and/or transmitted in whole or in part by any manner of electronic, mechanical, photocopying, recording, broadcasting or otherwise now known or herein after developed without the previous express consent by the copyright owner, except for reproduction in daily press and regular printed publications on sale to the public within 60 days of the event related to those data/results and always provided that copyright symbol appears together as follows below.

© DORNA WSBK ORGANIZATION Srl 2021



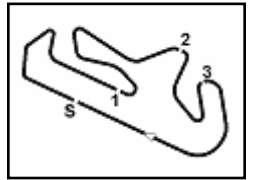
Official Fuel Supplier



Official Tyre Supplier



Official Timekeeper



Portimao 4.592 m

Motul Portuguese Round, 1-3 October 2021

Lap Chart Race 2

20	98 A.Millan Gomez	3.027	16	72 V.Steeman	3.846	15	80 G.Mastroluca	4.909
21	43 H.Khoury	3.066	17	73 J.Perez Gonzalez	3.906	16	87 T.Kawakami	4.957
22	59 A.Zanca	6.204	18	43 H.Khoury	3.932	17	72 V.Steeman	5.081
23	7 J.Gimbert	7.092	19	80 G.Mastroluca	4.202	18	28 Y.Ruiz	5.201
24	93 M.Gaggi	7.486	20	98 A.Millan Gomez	4.701	19	98 A.Millan Gomez	5.276
25	53 P.Svoboda	7.517	21	7 J.Gimbert	10.587	20	43 H.Khoury	5.495
26	35 Y.Saiz Marquez	7.568	22	32 T.Alonso	10.704	21	11 A.Carrasco	14.714
27	11 A.Carrasco	7.742	23	53 P.Svoboda	10.838	22	59 A.Zanca	14.746
28	32 T.Alonso	7.911	24	11 A.Carrasco	10.955	23	7 J.Gimbert	14.775
29	23 S.Markarian	8.984	25	93 M.Gaggi	10.974	24	53 P.Svoboda	14.788
30	41 M.Garcia	10.950	26	59 A.Zanca	11.116	25	93 M.Gaggi	15.379
31	46 S.Di Sora	18.864	27	35 Y.Saiz Marquez	11.147	26	23 S.Markarian	15.382
32	66 D.Borges	22.012	28	23 S.Markarian	12.752	27	32 T.Alonso	15.662
33	97 F.Palazzi	22.244	29	41 M.Garcia	15.620	28	35 Y.Saiz Marquez	15.729
34	55 A.Frappola	24.811	30	66 D.Borges	28.214	29	41 M.Garcia	20.808
35	77 R.Bijman	27.148	31	97 F.Palazzi	28.302	30	97 F.Palazzi	34.377
36	56 J.Kocourek	30.068	32	77 R.Bijman	33.036	31	66 D.Borges	34.975
37	70 M.Duarte	33.924	33	55 A.Frappola	33.142	32	77 R.Bijman	39.823
38	22 J.Romero	41.133	34	56 J.Kocourek	37.244	33	55 A.Frappola	40.385
			35	70 M.Duarte	43.203	34	56 J.Kocourek	44.646
			36	22 J.Romero	59.552	35	70 M.Duarte	1'00.376
						36	22 J.Romero	1'12.029

Lap 9

1	99 A.Huertas	17'38.300
2	61 Y.Okaya	0.643
3	69 T.Booth-Amos	0.869
4	58 I.Iglesias	0.921
5	1 J.Buis	0.986
6	52 O.Konig	1.161
7	54 B.Sofuoglu	1.283
8	87 T.Kawakami	1.368
9	83 M.Kawakami	1.426
10	60 D.Geiger	1.668
11	8 B.Ieraci	1.688
12	26 M.Gennai	1.734
13	17 K.Meuffels	1.765
14	85 K.Sabatucci	2.138
15	28 Y.Ruiz	2.440
16	72 V.Steeman	2.488
17	73 J.Perez Gonzalez	2.685
18	43 H.Khoury	2.731
19	80 G.Mastroluca	3.300
20	98 A.Millan Gomez	3.342
21	15 A.Coppola	3.498
22	59 A.Zanca	8.328
23	7 J.Gimbert	8.333
24	11 A.Carrasco	8.385
25	93 M.Gaggi	8.503
26	53 P.Svoboda	8.602
27	32 T.Alonso	8.731
28	35 Y.Saiz Marquez	9.016
29	23 S.Markarian	10.833
30	41 M.Garcia	12.934
31	66 D.Borges	24.979
32	97 F.Palazzi	24.992
33	55 A.Frappola	28.651
34	77 R.Bijman	30.240
35	56 J.Kocourek	33.337
36	70 M.Duarte	38.597
37	22 J.Romero	46.729

Lap 11

1	99 A.Huertas	21'31.763
2	1 J.Buis	1.908
3	52 O.Konig	2.128
4	58 I.Iglesias	2.181
5	54 B.Sofuoglu	2.183
6	69 T.Booth-Amos	2.207
7	26 M.Gennai	2.457
8	87 T.Kawakami	2.457
9	83 M.Kawakami	2.594
10	60 D.Geiger	2.724
11	61 Y.Okaya	2.728
12	8 B.Ieraci	2.941
13	17 K.Meuffels	3.223
14	85 K.Sabatucci	3.255
15	72 V.Steeman	4.320
16	80 G.Mastroluca	4.334
17	73 J.Perez Gonzalez	4.343
18	28 Y.Ruiz	4.667
19	43 H.Khoury	4.723
20	98 A.Millan Gomez	5.071
21	59 A.Zanca	13.039
22	11 A.Carrasco	13.080
23	7 J.Gimbert	13.136
24	53 P.Svoboda	13.307
25	32 T.Alonso	13.600
26	93 M.Gaggi	13.972
27	35 Y.Saiz Marquez	13.993
28	23 S.Markarian	14.111
29	41 M.Garcia	18.349
30	97 F.Palazzi	31.321
31	66 D.Borges	31.697
32	77 R.Bijman	36.787
33	55 A.Frappola	37.183
34	56 J.Kocourek	41.162
35	70 M.Duarte	49.771
36	22 J.Romero	1'06.356

Lap 13

1	99 A.Huertas	25'26.680
2	69 T.Booth-Amos	2.077
3	54 B.Sofuoglu	2.184
4	58 I.Iglesias	2.196
5	60 D.Geiger	2.440
6	61 Y.Okaya	3.049
7	17 K.Meuffels	3.586
8	52 O.Konig	3.667
9	26 M.Gennai	3.788
10	73 J.Perez Gonzalez	3.992
11	8 B.Ieraci	4.037
12	80 G.Mastroluca	4.302
13	85 K.Sabatucci	4.313
14	83 M.Kawakami	4.314
15	72 V.Steeman	4.465
16	28 Y.Ruiz	4.899
17	98 A.Millan Gomez	4.937
18	43 H.Khoury	5.962
19	87 T.Kawakami	6.022
20	59 A.Zanca	15.358
21	11 A.Carrasco	15.433
22	53 P.Svoboda	15.701
23	7 J.Gimbert	15.703
24	93 M.Gaggi	15.757
25	23 S.Markarian	15.774
26	35 Y.Saiz Marquez	15.800
27	32 T.Alonso	15.852
28	1 J.Buis	21.459
29	41 M.Garcia	22.673
30	97 F.Palazzi	36.117
31	66 D.Borges	36.967
32	77 R.Bijman	42.259
33	55 A.Frappola	42.879
34	56 J.Kocourek	47.200
35	22 J.Romero	1'17.132
36	70 M.Duarte	1'23.841

Lap 10

1	99 A.Huertas	19'35.082
2	52 O.Konig	1.247
3	69 T.Booth-Amos	1.266
4	58 I.Iglesias	1.300
5	1 J.Buis	1.578
6	54 B.Sofuoglu	1.803
7	60 D.Geiger	1.840
8	61 Y.Okaya	1.936
9	26 M.Gennai	2.117
10	87 T.Kawakami	2.195
11	83 M.Kawakami	2.294
12	8 B.Ieraci	2.362
13	17 K.Meuffels	2.768
14	85 K.Sabatucci	2.892
15	28 Y.Ruiz	3.782

Lap 12

1	99 A.Huertas	23'28.785
2	69 T.Booth-Amos	2.547
3	54 B.Sofuoglu	2.960
4	58 I.Iglesias	2.980
5	60 D.Geiger	3.008
6	1 J.Buis	3.022
7	52 O.Konig	3.557
8	61 Y.Okaya	3.653
9	26 M.Gennai	3.657
10	83 M.Kawakami	3.714
11	17 K.Meuffels	3.877
12	8 B.Ieraci	3.977
13	85 K.Sabatucci	4.242
14	73 J.Perez Gonzalez	4.364

03/10/2021

These data/results cannot be reproduced, stored and/or transmitted in whole or in part by any manner of electronic, mechanical, photocopying, recording, broadcasting or otherwise now known or herein after developed without the previous express consent by the copyright owner, except for reproduction in daily press and regular printed publications on sale to the public within 60 days of the event related to those data/results and always provided that copyright symbol appears together as follows below.

© DORNA WSBK ORGANIZATION Srl 2021



Official Fuel Supplier

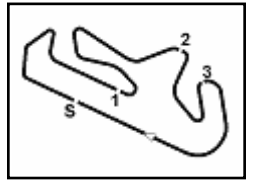


PIRELLI PERUGIA TIMING

Official Tyre Supplier



Official Timekeeper



Portimao 4.592 m

4 / 4

Motul Portuguese Round, 1-3 October 2021

Lap Chart Race 2

Race Pace Comparison

	99 Her	69 Boo	58 Igl	61 Oka	60 Gei	17 Meu	52 Kon	26 Gen	73 PeG	8 Ier	80 Mas	83 KaM	85 Sab	72 Ste
1	1'58.713	1'59.490	1'58.729	1'59.075	2'00.980	2'00.784	1'59.423	2'01.811	2'02.644	2'00.488	2'00.879	1'59.475	1'59.823	1'58.993
2	1'57.191	1'57.004	1'57.775	1'57.837	1'56.904	1'57.325	1'57.477	1'57.393	1'57.030	1'57.136	1'56.995	1'57.685	3'58.050	1'57.510
3	1'57.294	1'57.044	1'56.984	1'57.005	1'57.658	1'57.244	1'57.528	1'56.955	1'56.724	1'56.972	1'57.522	5'54.494	1'57.329	1'56.952
4	1'59.559	1'57.498	1'57.568	1'57.383	1'56.615	1'56.915	1'57.670	1'58.356	1'57.016	1'57.459	1'59.116	1'57.371	7'53.181	1'57.751
5	1'57.022	1'58.150	1'58.061	1'58.108	1'57.516	1'58.158	1'57.973	1'57.822	1'57.304	1'58.006	1'57.556	9'49.684	9'50.734	1'58.106
6	1'56.639	1'57.626	1'57.806	1'57.214	1'56.703	1'57.760	1'57.177	1'56.827	1'58.401	1'57.709	1'57.570	11'46.674	11'49.170	1'58.423
7	1'57.907	1'57.275	1'56.815	1'57.095	1'58.005	1'57.169	1'57.274	1'57.300	1'57.511	1'56.606	1'57.154	13'44.342	13'46.822	1'58.391
8	1'57.227	1'57.427	1'57.618	1'57.901	1'57.996	1'57.848	1'57.793	1'56.891	1'57.360	1'57.815	1'57.466	15'42.276	15'43.637	1'57.441
9	1'56.748	1'57.655	1'57.865	1'57.325	1'57.591	1'56.862	1'57.146	1'56.679	1'56.995	1'57.797	1'57.342	17'39.726	1'56.801	1'57.221
10	1'56.782	1'57.179	1'57.161	1'58.075	1'56.954	1'57.785	1'56.868	1'57.165	1'58.003	1'57.456	1'57.684	1'57.650	19'37.974	1'58.140
11	1'56.681	1'57.622	1'57.562	1'57.473	1'57.565	1'57.136	1'57.562	1'57.021	1'57.118	1'57.260	1'56.813	21'34.357	21'35.018	1'57.155
12	1'57.022	1'57.362	1'57.821	1'57.947	1'57.306	1'57.676	1'58.451	1'58.222	1'57.043	1'58.058	1'57.597	23'32.499	23'33.027	1'57.783
13	1'57.895	1'57.425	1'57.111	1'57.291	1'57.327	1'57.604	1'58.005	1'58.026	1'57.523	1'57.955	1'57.288	25'30.994	25'30.993	1'57.279

	28 Rui	98 Mil	54 Sof	43 Kho	87 KaT	59 Zan	11 CaA	53 Svo	7 Gim	93 Gag	23 Mar	35 Sai	32 Alo	1 Bui
1	2'02.222	2'01.536	1'58.801	2'02.221	1'58.779	2'02.647	2'01.505	2'01.677	2'01.543	2'03.107	1'59.826	2'03.136	2'01.176	1'58.105
2	1'57.159	1'58.400	1'56.948	1'57.259	1'57.065	1'57.950	1'58.888	1'58.238	1'57.442	1'58.031	1'57.524	1'58.074	1'57.879	1'57.420
3	1'56.863	1'57.266	1'57.468	1'57.404	1'57.381	1'57.346	1'57.539	1'57.073	1'58.751	1'57.394	1'58.782	1'57.461	1'58.762	1'57.521
4	1'56.768	1'57.485	1'57.944	1'57.782	1'58.524	1'57.252	1'58.016	1'57.659	1'58.170	1'58.087	1'58.945	1'57.706	1'59.036	1'58.003
5	1'57.473	1'57.755	1'57.944	1'57.751	1'57.724	1'57.475	1'58.386	1'57.447	1'58.591	1'57.910	1'59.296	1'58.145	1'57.733	1'58.014
6	1'57.651	1'57.388	1'58.710	1'56.861	1'57.299	1'58.896	1'58.012	1'59.526	1'57.749	1'58.023	1'58.865	1'58.915	1'58.713	1'59.014
7	1'57.327	1'57.301	1'57.086	1'57.336	1'57.172	1'57.612	1'58.234	1'58.708	1'57.890	1'58.006	1'58.249	1'57.241	1'58.193	1'56.901
8	1'57.991	1'57.252	1'57.516	1'57.808	1'57.632	1'58.382	1'58.518	1'58.545	1'58.312	1'58.284	1'58.853	1'58.246	1'57.775	1'57.250
9	1'57.286	1'57.259	1'57.166	1'56.609	1'58.092	1'59.068	1'57.587	1'58.029	1'58.185	1'57.961	1'58.793	1'58.392	1'57.764	1'57.058
10	1'58.124	1'58.141	1'57.302	1'57.983	1'57.609	1'59.570	1'59.352	1'59.018	1'59.036	1'59.253	1'58.701	1'58.913	1'58.755	1'57.374
11	1'57.566	1'57.051	1'57.061	1'57.472	1'56.943	1'58.604	1'58.806	1'59.150	1'59.230	1'59.679	1'58.040	1'59.527	1'59.577	1'57.011
12	1'57.556	1'57.227	1'57.799	1'57.794	1'59.522	1'58.729	1'58.656	1'58.503	1'58.661	1'58.429	1'58.293	1'58.758	1'59.084	1'58.136
13	1'57.593	1'57.556	1'57.119	1'58.362	1'58.960	1'58.507	1'58.614	1'58.808	1'58.823	1'58.273	1'58.287	1'57.966	1'58.085	2'16.332

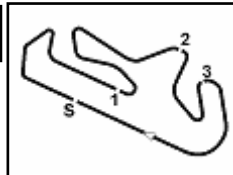
	41 Gar	97 Pal	66 Bor	77 Bij	55 Fra	56 Koc	22 Rom	70 Dua	15 Cop	46 Dis
1	2'02.619	2'04.185	2'05.627	2'01.709	2'04.264	2'05.347	2'06.350	2'05.718	1'59.839	1'59.942
2	1'59.049	2'00.378	1'59.423	1'57.542	2'00.629	2'01.449	2'01.479	2'01.472	1'58.563	1'57.199
3	1'57.927	1'59.533	1'59.412	1'57.030	1'59.637	2'00.796	2'01.464	2'01.484	1'57.254	1'56.699
4	1'58.615	2'00.253	1'59.603	1'58.282	2'00.221	2'01.180	2'01.851	2'01.396	1'57.781	1'57.891
5	1'58.238	1'59.518	1'59.546	1'56.302	1'59.182	2'00.598	2'01.297	2'01.161	1'57.462	1'57.509
6	1'58.631	1'59.422	2'00.149	1'58.324	1'59.951	2'00.668	2'04.347	2'01.564	1'58.790	1'58.013
7	1'58.463	2'00.515	2'00.184	1'56.372	2'01.225	2'00.532	2'02.717	2'01.468	1'57.190	1'58.291
8	1'58.764	1'59.796	1'59.424	2'22.943	2'01.058	2'00.854	2'02.984	2'01.017	1'57.488	2'14.676
9	1'58.928	1'59.692	1'59.911	2'00.036	2'00.784	2'00.213	2'02.540	2'01.617	1'57.431	
10	1'59.468	2'00.092	2'00.017	1'59.578	2'01.273	2'00.689	2'09.605	2'01.388		
11	1'59.410	1'59.700	2'00.164	2'00.432	2'00.722	2'00.599	2'03.485	2'03.249		
12	1'59.481	2'00.078	2'00.300	2'00.058	2'00.224	2'00.506	2'02.695	2'07.627		
13	1'59.760	1'59.635	1'59.887	2'00.331	2'00.389	2'00.449	2'02.998	2'21.360		

03/10/2021

These data/results cannot be reproduced, stored and/or transmitted in whole or in part by any manner of electronic, mechanical, photocopying, recording, broadcasting or otherwise now known or herein after developed without the previous express consent by the copyright owner, except for reproduction in daily press and regular printed publications on sale to the public within 60 days of the event related to those data/results and always provided that copyright symbol appears together as follows below.

© DORNA WSBK ORGANIZATION Srl 2021





Motul Portuguese Round, 1-3 October 2021

Best Sectors & Speed Race 2

Portimao 4.592 m

RESULTS

Pos	Rank	Name	Team	Laps
1	99	A. HUERTAS	Kawasaki Ninja 400	13
2	69	T. BOOTH-AMOS	Kawasaki Ninja 400	2.077
3	58	I. IGLESIAS	Kawasaki Ninja 400	2.196
4	61	Y. OKAYA	Kawasaki Ninja 400	3.049
5	60	D. GEIGER	Kawasaki Ninja 400	3.100
6	17	K. MEUFFELS	Kawasaki Ninja 400	3.586
7	52	O. KONIG	Kawasaki Ninja 400	3.667
8	26	M. GENNAI	Yamaha YZF-R3	3.788
9	73	J. PEREZ GONZALEZ	Kawasaki Ninja 400	3.992
10	8	B. IERACI	Kawasaki Ninja 400	4.037
11	80	G. MASTROLUCA	Yamaha YZF-R3	4.302
12	83	M. KAWAKAMI	Yamaha YZF-R3	4.314
13	85	K. SABATUCCI	Kawasaki Ninja 400	4.314
14	72	V. STEEMAN	KTM RC 390 R	4.465
15	28	Y. RUIZ	Yamaha YZF-R3	4.899
16	98	A. MILLAN GOMEZ	Kawasaki Ninja 400	4.937
17	54	B. SOFUOGLU	Yamaha YZF-R3	5.184
18	43	H. KHOURI	Kawasaki Ninja 400	5.962
19	87	T. KAWAKAMI	Yamaha YZF-R3	6.022
20	59	A. ZANCA	Kawasaki Ninja 400	15.358
21	11	A. CARRASCO	Kawasaki Ninja 400	15.433
22	53	P. SVOBODA	Yamaha YZF-R3	15.701
23	7	J. GIMBERT	Kawasaki Ninja 400	15.703
24	93	M. GAGGI	Yamaha YZF-R3	15.757
25	23	S. MARKARIAN	Kawasaki Ninja 400	15.774
26	35	Y. SAIZ MARQUEZ	Kawasaki Ninja 400	15.800
27	32	T. ALONSO	Kawasaki Ninja 400	15.852
28	1	J. BUIS	Kawasaki Ninja 400	21.459
29	41	M. GARCIA	Kawasaki Ninja 400	22.673
30	97	F. PALAZZI	Yamaha YZF-R3	36.117
31	66	D. BORGES	Kawasaki Ninja 400	36.967
32	77	R. BIJMAN	Yamaha YZF-R3	42.259
33	55	A. FRAPPOLA	Kawasaki Ninja 400	42.879
34	56	J. KOCOUREK	Kawasaki Ninja 400	47.200
35	22	J. ROMERO	Kawasaki Ninja 400	1'17.132
36	70	M. DUARTE	Yamaha YZF-R3	1'23.841
RET	15	A. COPPOLA	Yamaha YZF-R3	4 Laps
RET	46	S. DI SORA	Kawasaki Ninja 400	5 Laps

SPEED

Pos	Rank	Name	Team	Time
1	1	J. BUIS	Kawasaki Ninja 400	217.2
2	17	K. MEUFFELS	Kawasaki Ninja 400	215.4
3	85	K. SABATUCCI	Kawasaki Ninja 400	212.9
4	43	H. KHOURI	Kawasaki Ninja 400	212.5
5	52	O. KONIG	Kawasaki Ninja 400	212.5
6	60	D. GEIGER	Kawasaki Ninja 400	211.6
7	99	A. HUERTAS	Kawasaki Ninja 400	210.4
8	8	B. IERACI	Kawasaki Ninja 400	210.4
9	77	R. BIJMAN	Yamaha YZF-R3	210.4
10	23	S. MARKARIAN	Kawasaki Ninja 400	210.0
11	73	J. PEREZ GONZALEZ	Kawasaki Ninja 400	208.8
12	80	G. MASTROLUCA	Yamaha YZF-R3	208.8
13	7	J. GIMBERT	Kawasaki Ninja 400	208.8
14	26	M. GENNAI	Yamaha YZF-R3	208.4
15	61	Y. OKAYA	Kawasaki Ninja 400	208.4
16	28	Y. RUIZ	Yamaha YZF-R3	207.6
17	46	S. DI SORA	Kawasaki Ninja 400	207.6
18	87	T. KAWAKAMI	Yamaha YZF-R3	207.2
19	59	A. ZANCA	Kawasaki Ninja 400	206.8
20	83	M. KAWAKAMI	Yamaha YZF-R3	206.8
21	98	A. MILLAN GOMEZ	Kawasaki Ninja 400	206.8
22	53	P. SVOBODA	Yamaha YZF-R3	206.8
23	11	A. CARRASCO	Kawasaki Ninja 400	206.0
24	93	M. GAGGI	Yamaha YZF-R3	205.2
25	58	I. IGLESIAS	Kawasaki Ninja 400	204.8
26	15	A. COPPOLA	Yamaha YZF-R3	204.1
27	35	Y. SAIZ MARQUEZ	Yamaha YZF-R3	203.7
28	54	B. SOFUOGLU	Yamaha YZF-R3	203.7
29	32	T. ALONSO	Kawasaki Ninja 400	203.7
30	69	T. BOOTH-AMOS	Kawasaki Ninja 400	203.7
31	72	V. STEEMAN	KTM RC 390 R	202.9
32	70	M. DUARTE	Yamaha YZF-R3	199.9
33	41	M. GARCIA	Kawasaki Ninja 400	199.6
34	55	A. FRAPPOLA	Kawasaki Ninja 400	199.2
35	66	D. BORGES	Kawasaki Ninja 400	197.7
36	97	F. PALAZZI	Yamaha YZF-R3	196.7
37	56	J. KOCOUREK	Kawasaki Ninja 400	189.8
38	22	J. ROMERO	Kawasaki Ninja 400	188.8

SEG. 1

1	99	A. HUERTAS	37.801
2	60	D. GEIGER	37.886
3	58	I. IGLESIAS	37.956
4	85	K. SABATUCCI	38.023
5	28	Y. RUIZ	38.072
6	1	J. BUIS	38.104
7	77	R. BIJMAN	38.109
8	26	M. GENNAI	38.115
9	52	O. KONIG	38.145
10	35	Y. SAIZ MARQUEZ	38.166
11	61	Y. OKAYA	38.201
12	43	H. KHOURI	38.212
13	87	T. KAWAKAMI	38.254
14	54	B. SOFUOGLU	38.256
15	98	A. MILLAN GOMEZ	38.274
16	80	G. MASTROLUCA	38.276
17	83	M. KAWAKAMI	38.276
18	11	A. CARRASCO	38.280
19	73	J. PEREZ GONZALEZ	38.295
20	8	B. IERACI	38.304
21	53	P. SVOBODA	38.334
22	59	A. ZANCA	38.341
23	17	K. MEUFFELS	38.358
24	15	A. COPPOLA	38.359
25	72	V. STEEMAN	38.395
26	7	J. GIMBERT	38.397
27	69	T. BOOTH-AMOS	38.403
28	46	S. DI SORA	38.522
29	93	M. GAGGI	38.588
30	32	T. ALONSO	38.680
31	41	M. GARCIA	38.873
32	23	S. MARKARIAN	38.905
33	66	D. BORGES	39.049
34	97	F. PALAZZI	39.099
35	55	A. FRAPPOLA	39.244
36	56	J. KOCOUREK	39.470
37	70	M. DUARTE	39.878
38	22	J. ROMERO	39.953

SEG. 2

1	58	I. IGLESIAS	32.931
2	99	A. HUERTAS	33.043
3	60	D. GEIGER	33.096
4	80	G. MASTROLUCA	33.102
5	28	Y. RUIZ	33.122
6	15	A. COPPOLA	33.125
7	54	B. SOFUOGLU	33.132
8	61	Y. OKAYA	33.145
9	26	M. GENNAI	33.158
10	73	J. PEREZ GONZALEZ	33.189
11	52	O. KONIG	33.190
12	83	M. KAWAKAMI	33.191
13	46	S. DI SORA	33.205
14	77	R. BIJMAN	33.213
15	72	V. STEEMAN	33.252
16	69	T. BOOTH-AMOS	33.306
17	35	Y. SAIZ MARQUEZ	33.309
18	87	T. KAWAKAMI	33.320
19	8	B. IERACI	33.323
20	85	K. SABATUCCI	33.323
21	59	A. ZANCA	33.326
22	1	J. BUIS	33.329
23	17	K. MEUFFELS	33.329
24	43	H. KHOURI	33.343
25	93	M. GAGGI	33.384
26	98	A. MILLAN GOMEZ	33.395
27	41	M. GARCIA	33.442
28	32	T. ALONSO	33.467
29	11	A. CARRASCO	33.496
30	7	J. GIMBERT	33.507
31	23	S. MARKARIAN	33.540
32	53	P. SVOBODA	33.582
33	97	F. PALAZZI	33.776
34	66	D. BORGES	33.800
35	55	A. FRAPPOLA	33.835
36	56	J. KOCOUREK	33.940
37	70	M. DUARTE	34.258
38	22	J. ROMERO	34.356

SEG. 3

1	83	M. KAWAKAMI	23.825
2	54	B. SOFUOGLU	23.879
3	58	I. IGLESIAS	23.883
4	69	T. BOOTH-AMOS	23.907
5	1	J. BUIS	23.924
6	99	A. HUERTAS	23.925
7	43	H. KHOURI	23.943
8	98	A. MILLAN GOMEZ	23.953
9	46	S. DI SORA	23.957
10	28	Y. RUIZ	23.971
11	87	T. KAWAKAMI	24.001
12	8	B. IERACI	24.044
13	52	O. KONIG	24.056
14	73	J. PEREZ GONZALEZ	24.067
15	77	R. BIJMAN	24.072
16	85	K. SABATUCCI	24.081
17	80	G. MASTROLUCA	24.100
18	23	S. MARKARIAN	24.129
19	61	Y. OKAYA	24.135
20	93	M. GAGGI	24.140
21	72	V. STEEMAN	24.148
22	32	T. ALONSO	24.163
23	26	M. GENNAI	24.165
24	59	A. ZANCA	24.177
25	60	D. GEIGER	24.182
26	53	P. SVOBODA	24.213
27	41	M. GARCIA	24.227
28	15	A. COPPOLA	24.252
29	17	K. MEUFFELS	24.252
30	35	Y. SAIZ MARQUEZ	24.258
31	7	J. GIMBERT	24.300
32	56	J. KOCOUREK	24.343
33	11	A. CARRASCO	24.365
34	97	F. PALAZZI	24.564
35	55	A. FRAPPOLA	24.569
36	22	J. ROMERO	24.652
37	66	D. BORGES	24.671
38	70	M. DUARTE	24.820

SEG. 4

1	17	K. MEUFFELS	20.511
2	54	B. SOFUOGLU	20.520
3	53	P. SVOBODA	20.578
4	61	Y. OKAYA	20.586
5	60	D. GEIGER	20.592
6	99	A. HUERTAS	20.596
7	23	S. MARKARIAN	20.633
8	58	I. IGLESIAS	20.640
9	77	R. BIJMAN	20.643
10	69	T. BOOTH-AMOS	20.646
11	52	O. KONIG	20.655
12	1	J. BUIS	20.662
13	83	M. KAWAKAMI	20.700
14	8	B. IERACI	20.717
15	87	T. KAWAKAMI	20.725
16	43	H. KHOURI	20.734
17	85	K. SABATUCCI	20.745
18	15	A. COPPOLA	20.750
19	72	V. STEEMAN	20.760
20	46	S. DI SORA	20.763
21	32	T. ALONSO	20.765
22	73	J. PEREZ GONZALEZ	20.767
23	59	A. ZANCA	20.811
24	11	A. CARRASCO	20.820
25	28	Y. RUIZ	20.821
26	98	A. MILLAN GOMEZ	20.822
27	80	G. MASTROLUCA	20.825
28	35	Y. SAIZ MARQUEZ	20.882
29	26	M. GENNAI	20.915
30	7	J. GIMBERT	21.039
31	93	M. GAGGI	21.086
32	66	D. BORGES	21.097
33	41	M. GARCIA	21.116
34	55	A. FRAPPOLA	21.320
35	97	F. PALAZZI	21.354
36	70	M. DUARTE	21.717
37	22	J. ROMERO	21.903
38	56	J. KOCOUREK	21.918

03/10/2021

These data/results cannot be reproduced, stored and/or transmitted in whole or in part by any manner of electronic, mechanical, photocopying, recording, broadcasting or otherwise now known or herein after developed without the previous express consent by the copyright owner, except for reproduction in daily press and regular printed publications on sale to the public within 60 days of the event related to those data/results and always provided that copyright symbol appears together as follows below.

© DORNA WSBK ORGANIZATION Srl 2021



Official Fuel Supplier

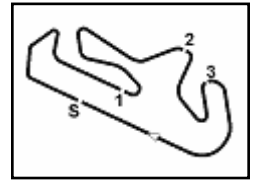


FICR PERUGIA TIMING

Official Tyre Supplier



Official Timekeeper



Motul Portuguese Round, 1-3 October 2021

Chronological Analysis Race 2

Portimao 4.592 m

Start at 15:16'14.606

1 / 5

Race Time 25'29.729

1° 99 A. HUERTAS (1'56.639)							
Lap	Seg.1	Seg.2	Seg.3	Seg.4	Lap Time	km/h	Local Time
1		34.092	24.524	21.474	1'58.713	127,2	15:18'13.319
2	39.098	33.242	24.159	20.692	1'57.191	192,1	15:20'10.510
3	38.845	33.224	24.278	20.947	1'57.294	191,4	15:22'07.804
4	38.535	35.841	24.375	20.808	1'59.559	193,2	15:24'07.363
5	38.440	33.669	24.317	20.596	1'57.022	202,2	15:26'04.385
6	37.801	33.286	24.313	21.239	1'56.639	210,4	15:28'01.024
7	39.444	33.268	24.477	20.718	1'57.907	190,8	15:29'58.931
8	38.794	33.215	24.481	20.737	1'57.227	201,4	15:31'56.158
9	37.935	33.393	24.088	21.332	1'56.748	198,5	15:33'52.906
10	38.518	33.043	23.925	21.296	1'56.782	186,8	15:35'49.688
11	38.313	33.154	23.968	21.246	1'56.681	188,8	15:37'46.369
12	38.423	33.125	24.035	21.439	1'57.022	188,8	15:39'43.391
13	38.699	33.355	24.256	21.585	1'57.895	189,4	15:41'41.286
							Race Time 25'26.680

5° 60 D. GEIGER (1'56.615)							
Lap	Seg.1	Seg.2	Seg.3	Seg.4	Lap Time	km/h	Local Time
1		33.990	24.753	21.076	2'00.980	137,9	15:18'15.586
2	38.695	33.267	24.250	20.692	1'56.904	206,4	15:20'12.490
3	38.820	33.643	24.433	20.762	1'57.658	197,0	15:22'10.148
4	38.311	33.096	24.616	20.592	1'56.615	201,8	15:24'06.763
5	38.926	33.602	24.339	20.649	1'57.516	211,0	15:26'04.279
6	37.886	33.467	24.286	21.064	1'56.703	210,6	15:28'00.982
7	39.439	33.357	24.268	20.941	1'58.005	187,5	15:29'58.987
8	39.459	33.582	24.318	20.637	1'57.996	199,9	15:31'56.983
9	38.664	33.532	24.653	20.742	1'57.591	197,7	15:33'54.574
10	38.092	33.499	24.340	21.023	1'56.954	211,2	15:35'51.528
11	39.242	33.194	24.352	20.777	1'57.565	194,5	15:37'49.093
12	38.677	33.304	24.411	20.914	1'57.306	207,6	15:39'46.399
13	38.488	33.721	24.182	20.936	1'57.327	195,6	15:41'43.726
							Race Time 25'29.120 + 0.660Pen

2° 69 T. BOOTH-AMOS (1'57.004)							
Lap	Seg.1	Seg.2	Seg.3	Seg.4	Lap Time	km/h	Local Time
1		33.397	24.366	21.116	1'59.490	139,1	15:18'14.096
2	38.880	33.452	23.971	20.701	1'57.004	203,7	15:20'11.100
3	38.554	33.306	24.438	20.746	1'57.044	195,2	15:22'08.144
4	38.412	33.676	24.140	21.270	1'57.498	200,7	15:24'05.642
5	38.540	34.081	24.561	20.968	1'58.150	193,8	15:26'03.792
6	39.152	33.649	24.179	20.646	1'57.626	194,2	15:28'01.418
7	38.604	33.458	24.233	20.980	1'57.275	201,0	15:29'58.693
8	38.553	33.539	24.055	21.280	1'57.427	194,2	15:31'56.120
9	38.649	33.667	24.217	21.122	1'57.655	192,5	15:33'53.775
10	38.471	33.423	24.061	21.224	1'57.179	192,8	15:35'50.954
11	38.551	33.323	24.278	21.470	1'57.622	195,9	15:37'48.576
12	38.403	33.368	24.197	21.394	1'57.362	202,2	15:39'45.938
13	38.675	33.677	23.907	21.166	1'57.425	188,8	15:41'43.363
							Race Time 25'28.757

6° 17 K. MEUFFELS (1'56.862)							
Lap	Seg.1	Seg.2	Seg.3	Seg.4	Lap Time	km/h	Local Time
1		33.984	24.818	21.156	2'00.784	139,5	15:18'15.390
2	38.710	33.731	24.313	20.571	1'57.325	208,0	15:20'12.715
3	38.539	33.516	24.467	20.722	1'57.244	201,8	15:22'09.959
4	38.674	33.429	24.301	20.511	1'56.915	194,9	15:24'06.874
5	39.087	33.884	24.499	20.688	1'58.158	203,7	15:26'05.032
6	38.901	33.728	24.482	20.649	1'57.760	210,0	15:28'02.792
7	38.497	33.385	24.560	20.727	1'57.169	215,4	15:29'59.961
8	38.712	33.721	24.416	20.999	1'57.848	204,8	15:31'57.809
9	38.430	33.329	24.500	20.603	1'56.862	203,3	15:33'54.671
10	38.959	33.619	24.403	20.804	1'57.785	212,5	15:35'52.456
11	38.698	33.450	24.326	20.662	1'57.136	202,9	15:37'49.592
12	38.883	33.698	24.252	20.843	1'57.676	211,2	15:39'47.268
13	38.358	33.709	24.522	21.015	1'57.604	206,8	15:41'44.872
							Race Time 25'30.266

3° 58 I. IGLESIAS (1'56.815)							
Lap	Seg.1	Seg.2	Seg.3	Seg.4	Lap Time	km/h	Local Time
1		33.693	24.814	21.414	1'58.729	128,4	15:18'13.335
2	39.618	33.176	24.053	20.928	1'57.775	190,1	15:20'11.110
3	39.139	32.931	24.105	20.809	1'56.984	202,2	15:22'08.094
4	38.320	33.542	24.074	21.632	1'57.568	204,1	15:24'05.662
5	38.664	33.445	24.394	21.558	1'58.061	200,7	15:26'03.723
6	39.328	33.637	24.201	20.640	1'57.806	192,8	15:28'01.529
7	37.956	33.389	23.915	21.555	1'56.815	204,8	15:29'58.344
8	38.763	33.400	23.951	21.504	1'57.618	192,1	15:31'55.962
9	38.804	33.479	24.514	21.068	1'57.865	189,4	15:33'53.827
10	38.252	33.565	23.883	21.461	1'57.161	195,9	15:35'50.988
11	38.720	33.321	24.242	21.279	1'57.562	196,7	15:37'48.550
12	38.543	33.471	24.371	21.436	1'57.821	203,7	15:39'46.371
13	38.418	33.727	24.057	20.909	1'57.111	198,1	15:41'43.482
							Race Time 25'28.876

7° 52 O. KONIG (1'56.868)							
Lap	Seg.1	Seg.2	Seg.3	Seg.4	Lap Time	km/h	Local Time
1		33.674	24.381	21.141	1'59.423	132,6	15:18'14.029
2	39.050	33.405	24.056	20.966	1'57.477	200,7	15:20'11.506
3	39.031	33.381	24.297	20.819	1'57.528	207,2	15:22'09.034
4	38.528	33.816	24.623	20.703	1'57.670	203,3	15:24'06.704
5	39.092	33.733	24.492	20.656	1'57.973	212,5	15:26'04.677
6	38.684	33.587	24.228	20.678	1'57.177	211,6	15:28'01.854
7	39.000	33.277	24.342	20.655	1'57.274	197,7	15:29'59.128
8	39.098	33.685	24.262	20.748	1'57.793	200,3	15:31'56.921
9	38.655	33.190	24.340	20.961	1'57.146	201,0	15:33'54.067
10	38.145	33.577	24.133	21.013	1'56.868	202,5	15:35'50.935
11	38.785	33.433	24.316	21.028	1'57.562	194,5	15:37'48.497
12	39.163	33.321	25.013	20.954	1'58.451	196,7	15:39'46.948
13	38.372	33.832	24.533	21.268	1'58.005	204,8	15:41'44.953
							Race Time 25'30.347

4° 61 Y. OKAYA (1'57.005)							
Lap	Seg.1	Seg.2	Seg.3	Seg.4	Lap Time	km/h	Local Time
1		33.538	24.609	21.057	1'59.075	133,8	15:18'13.681
2	39.379	33.625	24.138	20.695	1'57.837	197,7	15:20'11.518
3	39.030	33.188	24.135	20.652	1'57.005	208,4	15:22'08.523
4	38.879	33.495	24.271	20.738	1'57.383	200,3	15:24'05.906
5	39.146	33.343	24.871	20.748	1'58.108	187,5	15:26'04.014
6	38.358	33.651	24.287	20.918	1'57.214	198,5	15:28'01.228
7	38.463	33.491	24.195	20.946	1'57.095	194,9	15:29'58.323
8	39.392	33.566	24.357	20.586	1'57.901	188,8	15:31'56.224
9	38.349	33.483	24.334	21.159	1'57.325	197,4	15:33'53.549
10	39.414	33.333	24.389	20.939	1'58.075	188,8	15:35'51.624
11	39.053	33.145	24.344	20.931	1'57.473	199,9	15:37'49.097
12	38.917	33.421	24.715	20.894	1'57.947	202,9	15:39'47.044
13	38.201	33.833	24.253	21.004	1'57.291	205,6	15:41'44.335

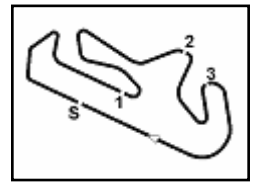
8° 26 M. GENNAI (1'56.679)							
Lap	Seg.1	Seg.2	Seg.3	Seg.4	Lap Time	km/h	Local Time
1		33.837	24.769	21.060	2'01.811	144,5	15:18'16.417
2	38.726	33.299	24.453	20.915	1'57.393	199,2	15:20'13.810
3	38.309	33.159	24.320	21.167	1'56.955	204,5	15:22'10.765
4	38.643	33.803	24.502	21.408	1'58.356	198,8	15:24'09.121
5	38.807	33.466	24.243	21.306	1'57.822	204,5	15:26'06.943
6	38.309	33.219	24.365	20.934	1'56.827	197,0	15:28'03.770
7	38.261	33.490	24.436	21.113	1'57.300	198,8	15:30'01.070
8	38.358	33.320	24.165	21.048	1'56.891	197,4	15:31'57.961
9	38.115	33.228	24.363	20.973	1'56.679	205,2	15:33'54.640
10	38.595	33.158	24.408	21.004	1'57.165	208,4	15:35'51.805
11	38.187	33.363	24.403	21.068	1'57.021	201,8	15:37'48.826

03/10/2021 P = Pits In/Out - C = Lap Time Cancelled

These data/results cannot be reproduced, stored and/or transmitted in whole or in part by any manner of electronic, mechanical, photocopying, recording, broadcasting or otherwise now known or herein after developed without the previous express consent by the copyright owner, except for reproduction in daily press and regular printed publications on sale to the public within 60 days of the event related to those data/results and always provided that copyright symbol appears together as follows below.

© DORNA WSBK ORGANIZATION Srl 2021





Portimao 4.592 m

Motul Portuguese Round, 1-3 October 2021

Chronological Analysis Race 2

Start at 15:16'14.606

2 / 5

12	39.032	33.385	24.516	21.289	1'58.222	202,2	15:39'47.048	11	38.548	33.323	24.233	20.940	1'57.044	203,7	15:37'49.624
13	38.597	33.553	24.273	21.603	1'58.026	204,1	15:41'45.074	12	38.438	34.196	24.285	21.090	1'58.009	212,9	15:39'47.633
Race Time 25'30.468								13	38.396	33.728	24.758	21.084	1'57.966	205,2	15:41'45.599

Race Time 25'30.993 + 0.001Pen

9° 73 J. PEREZ GONZALEZ (1'56.724)							
Lap	Seg.1	Seg.2	Seg.3	Seg.4	Lap Time	km/h	Local Time
1		34.407	24.880	21.136	2'02.644	146,6	15:18'17.250
2	38.498	33.497	24.268	20.767	1'57.030	201,4	15:20'14.280
3	38.493	33.189	24.067	20.975	1'56.724	208,0	15:22'11.004
4	38.353	33.606	24.122	20.935	1'57.016	206,8	15:24'08.020
5	38.295	33.750	24.292	20.967	1'57.304	203,3	15:26'05.324
6	38.782	33.808	24.595	21.216	1'58.401	208,8	15:28'03.726
7	38.542	33.559	24.302	21.108	1'57.511	195,6	15:30'01.236
8	38.761	33.482	24.117	21.000	1'57.360	195,2	15:31'58.596
9	38.396	33.464	24.210	20.925	1'56.995	201,4	15:33'55.591
10	38.452	33.397	24.561	21.593	1'58.003	208,4	15:35'53.594
11	38.568	33.460	24.068	21.022	1'57.118	194,9	15:37'50.712
12	38.462	33.307	24.290	20.984	1'57.043	202,2	15:39'47.755
13	38.449	33.767	24.164	21.143	1'57.523	205,6	15:41'45.278
Race Time 25'30.672							

13° 83 M. KAWAKAMI (1'56.981)							
Lap	Seg.1	Seg.2	Seg.3	Seg.4	Lap Time	km/h	Local Time
1		33.856	24.551	21.322	1'59.475	132,1	15:18'14.081
2	39.034	33.893	24.058	20.700	1'57.685	200,3	15:20'11.766
3	38.887	33.552	23.825	21.070	1'57.334	204,5	15:22'09.100
4	38.276	33.734	24.541	20.820	1'57.371	200,7	15:24'06.471
5	38.521	34.128	24.349	20.821	1'57.819	205,2	15:26'04.290
6	38.402	33.542	24.142	20.904	1'56.990	204,8	15:28'01.280
7	38.947	33.384	24.217	21.120	1'57.668	198,5	15:29'58.948
8	38.747	33.912	24.295	20.980	1'57.934	202,5	15:31'56.882
9	38.555	33.614	24.491	20.790	1'57.450	203,7	15:33'54.332
10	38.284	34.376	24.109	20.881	1'57.650	204,8	15:35'51.982
11	38.466	33.191	24.401	20.923	1'56.981	206,8	15:37'48.963
12	38.927	33.271	24.716	21.228	1'58.142	202,5	15:39'47.105
13	39.139	33.564	24.645	21.147	1'58.495	198,5	15:41'45.600
Race Time 25'30.994							

10° 8 B. IERACI (1'56.606)							
Lap	Seg.1	Seg.2	Seg.3	Seg.4	Lap Time	km/h	Local Time
1		33.783	24.187	21.288	2'00.488	140,7	15:18'15.094
2	38.680	33.602	24.066	20.788	1'57.136	201,0	15:20'12.230
3	38.521	33.650	24.044	20.757	1'56.972	204,1	15:22'09.202
4	38.573	33.682	24.360	20.844	1'57.459	202,5	15:24'06.661
5	38.693	34.090	24.385	20.838	1'58.006	210,4	15:26'04.667
6	38.965	33.538	24.328	20.878	1'57.709	208,8	15:28'02.376
7	38.304	33.323	24.262	20.717	1'56.606	203,7	15:29'58.982
8	39.050	33.450	24.293	21.022	1'57.815	199,9	15:31'56.797
9	39.241	33.344	24.491	20.721	1'57.797	200,3	15:33'54.594
10	38.833	33.400	24.429	20.794	1'57.456	207,2	15:35'52.050
11	38.886	33.377	24.133	20.864	1'57.260	203,7	15:37'49.310
12	38.831	33.915	24.178	21.134	1'58.058	210,0	15:39'47.368
13	38.450	33.734	24.742	21.029	1'57.955	205,2	15:41'45.323
Race Time 25'30.717							

14° 72 V. STEEMAN (1'56.952)							
Lap	Seg.1	Seg.2	Seg.3	Seg.4	Lap Time	km/h	Local Time
1		33.372	24.877	21.098	1'58.993	137,2	15:18'13.599
2	39.089	33.277	24.148	20.996	1'57.510	194,2	15:20'11.109
3	38.453	33.262	24.387	20.850	1'56.952	197,7	15:22'08.061
4	38.817	33.788	24.303	20.843	1'57.751	195,6	15:24'05.812
5	39.215	33.635	24.496	20.760	1'58.106	192,1	15:26'03.918
6	39.266	33.909	24.360	20.888	1'58.423	191,1	15:28'02.341
7	39.116	33.928	24.453	20.894	1'58.391	202,9	15:30'00.732
8	38.395	34.036	24.165	20.845	1'57.441	199,6	15:31'58.173
9	38.620	33.402	24.345	20.854	1'57.221	200,3	15:33'55.394
10	39.025	33.455	24.529	21.131	1'58.140	202,5	15:35'53.534
11	38.450	33.252	24.564	20.889	1'57.155	195,9	15:37'50.689
12	38.660	33.585	24.475	21.063	1'57.783	198,5	15:39'48.472
13	38.766	33.512	24.220	20.781	1'57.279	201,0	15:41'45.751
Race Time 25'31.145							

11° 80 G. MASTROLUCA (1'56.813)							
Lap	Seg.1	Seg.2	Seg.3	Seg.4	Lap Time	km/h	Local Time
1		33.976	24.523	21.134	2'00.879	139,1	15:18'15.485
2	38.544	33.453	24.173	20.825	1'56.995	208,8	15:20'12.480
3	38.640	33.476	24.265	21.141	1'57.522	198,1	15:22'10.002
4	39.197	33.913	24.754	21.252	1'59.116	193,5	15:24'09.118
5	38.699	33.481	24.100	21.276	1'57.556	200,3	15:26'06.674
6	39.037	33.157	24.257	21.119	1'57.570	195,6	15:28'04.244
7	38.668	33.333	24.199	20.954	1'57.154	204,8	15:30'01.398
8	38.276	33.888	24.238	21.064	1'57.466	202,9	15:31'58.864
9	38.343	33.477	24.359	21.163	1'57.342	204,5	15:33'56.206
10	38.604	33.143	24.550	21.387	1'57.684	197,4	15:35'53.890
11	38.286	33.102	24.221	21.204	1'56.813	203,7	15:37'50.703
12	38.633	33.246	24.553	21.165	1'57.597	201,8	15:39'48.300
13	38.276	33.491	24.643	20.878	1'57.288	198,8	15:41'45.588
Race Time 25'30.982							

15° 28 Y. RUIZ (1'56.768)							
Lap	Seg.1	Seg.2	Seg.3	Seg.4	Lap Time	km/h	Local Time
1		34.167	24.501	21.149	2'02.222	150,1	15:18'16.828
2	38.582	33.122	24.634	20.821	1'57.159	204,1	15:20'13.987
3	38.292	33.161	24.422	20.988	1'56.863	207,6	15:22'10.850
4	38.072	33.811	23.971	20.914	1'56.768	206,0	15:24'07.618
5	38.429	33.922	24.189	20.933	1'57.473	203,7	15:26'05.091
6	38.700	33.622	24.360	20.969	1'57.651	207,2	15:28'02.742
7	38.621	33.420	24.205	21.081	1'57.327	205,6	15:30'00.069
8	38.578	33.655	24.292	21.466	1'57.991	202,2	15:31'58.060
9	38.466	33.372	24.401	21.047	1'57.286	206,0	15:33'55.346
10	38.776	33.400	24.287	21.661	1'58.124	204,5	15:35'53.470
11	38.899	33.406	24.086	21.175	1'57.566	194,5	15:37'51.036
12	38.544	33.468	24.413	21.131	1'57.556	205,6	15:39'48.592
13	38.952	33.520	24.001	21.120	1'57.593	201,4	15:41'46.185
Race Time 25'31.579							

12° 85 K. SABATUCCI (1'56.801)							
Lap	Seg.1	Seg.2	Seg.3	Seg.4	Lap Time	km/h	Local Time
1		33.535	24.524	21.048	1'59.823	138,6	15:18'14.429
2	39.549	33.589	24.344	20.745	1'58.227	201,4	15:20'12.656
3	38.216	33.496	24.643	20.974	1'57.329	202,9	15:22'09.985
4	38.940	33.705	24.220	20.937	1'57.802	194,2	15:24'07.787
5	38.161	33.973	24.569	20.850	1'57.553	208,8	15:26'05.340
6	38.911	33.736	24.609	21.180	1'58.436	208,8	15:28'03.776
7	38.758	33.382	24.684	20.828	1'57.652	195,6	15:30'01.428
8	38.258	33.663	24.081	20.813	1'56.815	199,2	15:31'58.243
9	38.023	33.523	24.414	20.841	1'56.801	207,6	15:33'55.044
10	38.571	33.491	24.327	21.147	1'57.536	204,5	15:35'52.580

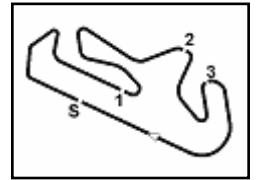
16° 98 A. MILLAN GOMEZ (1'57.051)							
Lap	Seg.1	Seg.2	Seg.3	Seg.4	Lap Time	km/h	Local Time
1		34.007	24.418	21.320	2'01.536	150,3	15:18'16.142
2	39.767	33.830	23.981	20.822	1'58.400	203,3	15:20'14.542
3	38.641	33.536	24.241	20.848	1'57.266	206,0	15:22'11.808
4	38.538	33.862	24.202	20.883	1'57.485	204,8	15:24'09.293
5	38.274	34.266	23.953	21.262	1'57.755	203,3	15:26'07.048
6	38.463	33.657	24.113	21.155	1'57.388	204,5	15:28'04.436
7	38.734	33.500	24.217	20.850	1'57.301	206,8	15:30'01.737
8	38.701	33.627	24.000	20.924	1'57.252	204,8	15:31'58.989
9	38.427	33.506	24.246	21.080	1'57.259	203,7	15:33'56.248

03/10/2021 P = Pits In/Out - C = Lap Time Cancelled

These data/results cannot be reproduced, stored and/or transmitted in whole or in part by any manner of electronic, mechanical, photocopying, recording, broadcasting or otherwise now known or herein after developed without the previous express consent by the copyright owner, except for reproduction in daily press and regular printed publications on sale to the public within 60 days of the event related to those data/results and always provided that copyright symbol appears together as follows below.

© DORNA WSBK ORGANIZATION Srl 2021





Motul Portuguese Round, 1-3 October 2021

Chronological Analysis Race 2

Portimao 4.592 m

Start at 15:16'14.606

3 / 5

10	38.897	33.395	24.516	21.333	1'58.141	195,9	15:35'54.389	9	39.115	33.772	24.369	21.812	1'59.068	192,1	15:34'01.234
11	38.553	33.395	24.032	21.071	1'57.051	197,0	15:37'51.440	10	40.045	34.040	24.360	21.125	1'59.570	188,8	15:36'00.804
12	38.493	33.428	24.217	21.089	1'57.227	199,2	15:39'48.667	11	39.036	33.619	24.483	21.466	1'58.604	200,7	15:37'59.408
13	38.625	33.904	24.051	20.976	1'57.556	206,4	15:41'46.223	12	39.305	33.621	24.392	21.411	1'58.729	192,8	15:39'58.137
								13	39.474	33.533	24.351	21.149	1'58.507	190,1	15:41'56.644
								Race Time 25'31.617							

Race Time 25'42.038

17° 54 B. SOFUOGLU (1'56.948)

Lap	Seg.1	Seg.2	Seg.3	Seg.4	Lap Time	km/h	Local Time
1		33.420	24.954	21.111	1'58.801	126,0	15:18'13.407
2	38.704	33.300	23.879	21.065	1'56.948	191,8	15:20'10.355
3	38.530	33.473	24.253	21.212	1'57.468	197,7	15:22'07.823
4	39.045	33.545	24.310	21.044	1'57.944	188,1	15:24'05.767
5	38.470	33.906	24.516	21.052	1'57.944	197,0	15:26'03.711
6	39.712	33.824	24.429	20.745	1'58.710	189,4	15:28'02.421
7	38.642	33.142	24.487	20.815	1'57.086	202,2	15:29'59.507
8	38.951	33.969	24.076	20.520	1'57.516	203,7	15:31'57.023
9	38.816	33.132	24.303	20.915	1'57.166	200,3	15:33'54.189
10	38.489	33.365	24.276	21.172	1'57.302	201,8	15:35'51.491
11	38.376	33.367	24.391	20.927	1'57.061	195,2	15:37'48.552
12	38.763	33.399	24.568	21.079	1'57.799	199,9	15:39'46.351
13	38.256	34.008	23.880	20.975	1'57.119	202,2	15:41'43.407
					Race Time 25'28.864 + 3.000Pen		

21° 11 A. CARRASCO (1'57.539)

Lap	Seg.1	Seg.2	Seg.3	Seg.4	Lap Time	km/h	Local Time
1		33.912	24.853	21.136	2'01.505	146,6	15:18'16.111
2	39.705	33.757	24.603	20.823	1'58.888	204,1	15:20'14.999
3	38.694	33.583	24.442	20.820	1'57.539	204,1	15:22'12.538
4	39.101	33.553	24.431	20.931	1'58.016	200,7	15:24'10.554
5	38.936	33.589	24.388	21.473	1'58.386	206,0	15:26'08.940
6	38.937	33.541	24.446	21.088	1'58.012	197,7	15:28'06.952
7	38.437	33.792	24.962	21.043	1'58.234	202,5	15:30'05.186
8	39.080	34.012	24.457	20.969	1'58.518	192,8	15:32'03.704
9	38.280	33.496	24.444	21.367	1'57.587	198,8	15:34'01.291
10	39.622	33.874	24.542	21.314	1'59.352	191,1	15:36'00.643
11	39.278	33.669	24.523	21.336	1'58.806	194,9	15:37'59.449
12	39.386	33.684	24.372	21.214	1'58.656	190,4	15:39'58.105
13	38.905	33.758	24.365	21.586	1'58.614	192,5	15:41'56.719
					Race Time 25'42.113		

Race Time 25'42.113

18° 43 H. KHOURI (1'56.609)

Lap	Seg.1	Seg.2	Seg.3	Seg.4	Lap Time	km/h	Local Time
1		34.088	24.528	21.248	2'02.221	148,6	15:18'16.827
2	38.795	33.512	24.218	20.734	1'57.259	203,7	15:20'14.086
3	38.829	33.484	24.035	21.056	1'57.404	212,5	15:22'11.490
4	38.441	33.647	24.602	21.092	1'57.782	201,4	15:24'09.272
5	38.782	33.693	24.220	21.056	1'57.751	197,7	15:26'07.023
6	38.357	33.436	24.217	20.851	1'56.861	201,0	15:28'03.884
7	38.850	33.384	24.196	20.906	1'57.336	195,2	15:30'01.220
8	38.955	33.805	24.283	20.765	1'57.808	198,1	15:31'59.028
9	38.212	33.343	24.250	20.804	1'56.609	207,6	15:33'55.637
10	38.529	33.560	24.439	21.455	1'57.983	207,6	15:35'53.620
11	38.890	33.639	23.943	21.000	1'57.472	197,0	15:37'51.092
12	38.572	33.534	24.621	21.067	1'57.794	207,2	15:39'48.886
13	39.006	33.714	24.376	21.266	1'58.362	207,6	15:41'47.248
					Race Time 25'32.642		

22° 53 P. SVOBODA (1'57.073)

Lap	Seg.1	Seg.2	Seg.3	Seg.4	Lap Time	km/h	Local Time
1		33.887	24.780	21.014	2'01.677	144,5	15:18'16.283
2	39.119	33.619	24.922	20.578	1'58.238	206,8	15:20'14.521
3	38.459	33.582	24.237	20.795	1'57.073	203,3	15:22'11.594
4	38.509	33.837	24.355	20.958	1'57.659	201,8	15:24'09.253
5	38.334	33.623	24.345	21.145	1'57.447	202,2	15:26'06.700
6	39.521	33.872	25.070	21.063	1'59.526	192,1	15:28'06.226
7	39.021	33.760	24.675	21.252	1'58.708	192,1	15:30'04.934
8	38.712	34.173	24.602	21.058	1'58.545	198,5	15:32'03.479
9	39.035	33.635	24.331	21.028	1'58.029	192,8	15:34'01.508
10	39.173	33.723	24.770	21.352	1'59.018	193,5	15:36'00.526
11	39.994	33.665	24.457	21.034	1'59.150	193,2	15:37'59.676
12	39.448	33.767	24.231	21.057	1'58.503	193,5	15:39'58.179
13	39.225	34.033	24.213	21.337	1'58.808	189,4	15:41'56.987
					Race Time 25'42.381		

Race Time 25'42.381

19° 87 T. KAWAKAMI (1'56.943)

Lap	Seg.1	Seg.2	Seg.3	Seg.4	Lap Time	km/h	Local Time
1		33.693	24.894	21.301	1'58.779	127,9	15:18'13.385
2	38.756	33.368	24.001	20.940	1'57.065	194,2	15:20'10.450
3	38.684	33.320	24.524	20.853	1'57.381	196,3	15:22'07.831
4	39.219	33.991	24.318	20.996	1'58.524	188,1	15:24'06.355
5	39.198	33.480	24.321	20.725	1'57.724	204,5	15:26'04.079
6	38.328	33.829	24.337	20.805	1'57.299	200,7	15:28'01.378
7	38.564	33.453	24.100	21.055	1'57.172	199,6	15:29'58.550
8	38.656	33.668	24.121	21.187	1'57.632	198,1	15:31'56.182
9	39.096	33.507	24.605	20.884	1'58.092	193,8	15:33'54.274
10	38.839	33.611	24.204	20.955	1'57.609	202,5	15:35'51.883
11	38.254	33.397	24.351	20.941	1'56.943	207,2	15:37'48.826
12	39.482	34.041	24.621	21.378	1'59.522	197,0	15:39'48.348
13	39.153	34.007	24.215	21.585	1'58.960	198,8	15:41'47.308
					Race Time 25'32.702		

23° 7 J. GIMBERT (1'57.442)

Lap	Seg.1	Seg.2	Seg.3	Seg.4	Lap Time	km/h	Local Time
1		33.933	24.898	21.043	2'01.543	143,1	15:18'16.149
2	38.397	33.706	24.300	21.039	1'57.442	207,2	15:20'13.591
3	39.195	33.507	24.847	21.202	1'58.751	201,4	15:22'12.342
4	38.671	33.625	24.553	21.321	1'58.170	199,2	15:24'10.512
5	39.061	33.578	24.449	21.503	1'58.591	208,8	15:26'09.103
6	38.540	33.645	24.344	21.220	1'57.749	199,6	15:28'06.852
7	38.524	33.597	24.433	21.336	1'57.890	201,4	15:30'04.742
8	38.775	33.841	24.358	21.338	1'58.312	193,2	15:32'03.054
9	38.638	33.625	24.314	21.608	1'58.185	193,5	15:34'01.239
10	39.443	33.544	24.374	21.675	1'59.036	188,8	15:36'00.275
11	40.125	33.595	24.375	21.135	1'59.230	187,5	15:37'59.505
12	38.861	33.709	24.389	21.702	1'58.661	193,2	15:39'58.166
13	38.943	33.875	24.351	21.654	1'58.823	191,8	15:41'56.989
					Race Time 25'42.383		

Race Time 25'42.383

20° 59 A. ZANCA (1'57.252)

Lap	Seg.1	Seg.2	Seg.3	Seg.4	Lap Time	km/h	Local Time
1		34.186	24.823	20.963	2'02.647	147,2	15:18'17.253
2	38.873	33.777	24.489	20.811	1'57.950	199,9	15:20'15.203
3	38.510	33.417	24.354	21.065	1'57.346	206,4	15:22'12.549
4	38.341	33.628	24.393	20.890	1'57.252	206,8	15:24'09.801
5	38.886	33.474	24.177	20.938	1'57.475	204,5	15:26'07.276
6	38.942	34.034	24.643	21.277	1'58.896	203,3	15:28'06.172
7	38.774	33.326	24.185	21.327	1'57.612	193,8	15:30'03.784
8	38.973	33.575	24.328	21.506	1'58.382	191,8	15:32'02.166

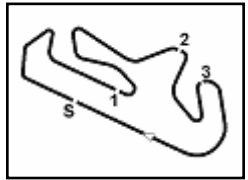
24° 93 M. GAGGI (1'57.394)

Lap	Seg.1	Seg.2	Seg.3	Seg.4	Lap Time	km/h	Local Time
1		34.339	24.769	21.270	2'03.107	147,2	15:18'17.713
2	39.044	33.532	24.347	21.108	1'58.031	199,9	15:20'15.744
3	38.678	33.384	24.246	21.086	1'57.394	201,4	15:22'13.138
4	38.988	33.688	24.303	21.108	1'58.087	199,9	15:24'11.225
5	38.716	33.514	24.358	21.322	1'57.910	205,2	15:26'09.135
6	39.075	33.584	24.226	21.138	1'58.023	201,8	15:28'07.158
7	38.588	33.526	24.665	21.227	1'58.006	204,5	15:30'05.164

03/10/2021

P = Pits In/Out - C = Lap Time Cancelled

These data/results cannot be reproduced, stored and/or transmitted in whole or in part by any manner of electronic, mechanical, photocopying, recording, broadcasting or otherwise now known or herein after developed without the previous express consent by the copyright owner, except



Motul Portuguese Round, 1-3 October 2021

Chronological Analysis Race 2

Portimao 4.592 m

4 / 5

Start at 15:16'14.606

8	38.910	33.918	24.140	21.316	1'58.284	197,4	15:32'03.448	7	38.470	33.347	24.422	20.662	1'56.901	217,2	15:29'59.584
9	38.818	33.485	24.289	21.369	1'57.961	194,9	15:34'01.409	8	38.804	33.423	24.288	20.735	1'57.250	209,6	15:31'56.834
10	39.427	33.697	24.470	21.659	1'59.253	192,5	15:36'00.662	9	38.304	33.438	24.430	20.886	1'57.058	198,5	15:33'53.892
11	40.105	33.846	24.519	21.209	1'59.679	193,8	15:38'00.341	10	38.521	33.524	24.253	21.076	1'57.374	195,6	15:35'51.266
12	39.387	33.415	24.370	21.257	1'58.429	202,9	15:39'58.770	11	38.136	33.392	24.052	21.431	1'57.011	203,7	15:37'48.277
13	39.087	33.708	24.247	21.231	1'58.273	202,5	15:41'57.043	12	39.160	33.448	24.749	20.779	1'58.136	192,1	15:39'46.413
								13	38.104	34.272	42.270	21.686	2'16.332	202,9	15:42'02.745
								Race Time 25'42.437							
								Race Time 25'48.139							

25° 23 S. MARKARIAN (1'57.524)							
Lap	Seg.1	Seg.2	Seg.3	Seg.4	Lap Time	km/h	Local Time
1		33.540	24.462	21.158	1'59.826	138,4	15:18'14.432
2	39.067	33.695	24.129	20.633	1'57.524	200,7	15:20'11.956
3	39.118	34.109	24.593	20.962	1'58.782	210,0	15:22'10.738
4	39.230	34.214	24.449	21.052	1'58.945	195,9	15:24'09.683
5	39.217	34.043	24.338	21.698	1'59.296	206,4	15:26'08.979
6	39.445	33.675	24.383	21.362	1'58.865	198,5	15:28'07.844
7	38.971	33.639	24.450	21.189	1'58.249	194,9	15:30'06.093
8	39.352	33.948	24.212	21.341	1'58.853	190,8	15:32'04.946
9	38.905	33.961	24.405	21.522	1'58.793	195,2	15:34'03.739
10	39.159	33.725	24.211	21.606	1'58.701	191,4	15:36'02.440
11	39.243	33.555	24.324	20.918	1'58.040	189,4	15:38'00.480
12	39.008	33.586	24.602	21.097	1'58.293	199,2	15:39'58.773
13	39.022	33.884	24.348	21.033	1'58.287	199,9	15:41'57.060
Race Time 25'42.454							

29° 41 M. GARCIA (1'57.927)							
Lap	Seg.1	Seg.2	Seg.3	Seg.4	Lap Time	km/h	Local Time
1		34.395	24.981	21.294	2'02.619	144,5	15:18'17.225
2	39.497	33.990	24.446	21.116	1'59.049	196,7	15:20'16.274
3	38.935	33.442	24.243	21.307	1'57.927	199,6	15:22'14.201
4	39.031	33.661	24.461	21.462	1'58.615	194,9	15:24'12.816
5	38.899	33.620	24.336	21.383	1'58.238	193,8	15:26'11.054
6	38.873	34.011	24.345	21.402	1'58.631	194,2	15:28'09.685
7	39.030	33.624	24.227	21.582	1'58.463	191,8	15:28'08.148
8	39.025	33.757	24.378	21.604	1'58.764	190,8	15:32'06.912
9	39.254	33.695	24.396	21.583	1'58.928	190,1	15:34'05.840
10	39.410	33.602	24.555	21.901	1'59.468	187,2	15:36'05.308
11	39.489	33.668	24.485	21.768	1'59.410	186,2	15:38'04.718
12	39.344	33.693	24.568	21.876	1'59.481	186,5	15:40'04.199
13	39.731	33.881	24.413	21.735	1'59.760	186,2	15:42'03.959
Race Time 25'49.353							

26° 35 Y. SAIZ MARQUEZ (1'57.241)							
Lap	Seg.1	Seg.2	Seg.3	Seg.4	Lap Time	km/h	Local Time
1		34.261	24.877	21.046	2'03.136	153,3	15:18'17.742
2	38.825	33.775	24.571	20.903	1'58.074	203,3	15:20'15.816
3	38.793	33.415	24.258	20.995	1'57.461	199,6	15:22'13.277
4	38.586	33.650	24.359	21.111	1'57.706	203,7	15:24'10.983
5	38.765	33.603	24.681	21.096	1'58.145	203,7	15:26'09.128
6	39.595	33.619	24.602	21.099	1'58.915	203,7	15:28'08.043
7	38.166	33.309	24.799	20.967	1'57.241	201,8	15:30'05.284
8	38.546	34.364	24.390	20.946	1'58.246	198,5	15:32'03.530
9	39.102	33.636	24.593	21.061	1'58.392	193,8	15:34'01.922
10	39.418	33.831	24.290	21.374	1'58.913	202,5	15:36'00.835
11	39.774	33.883	24.845	21.025	1'59.527	201,0	15:38'00.362
12	39.659	33.413	24.511	21.175	1'58.758	200,7	15:39'59.120
13	39.017	33.781	24.286	20.882	1'57.966	201,4	15:41'57.086
Race Time 25'42.480							

30° 97 F. PALAZZI (1'59.422)							
Lap	Seg.1	Seg.2	Seg.3	Seg.4	Lap Time	km/h	Local Time
1		34.517	25.219	21.538	2'04.185	150,5	15:18'18.791
2	39.743	34.174	24.924	21.537	2'00.378	195,9	15:20'19.169
3	39.394	33.937	24.646	21.556	1'59.533	191,1	15:22'18.702
4	40.013	33.880	24.834	21.526	2'00.253	188,5	15:24'18.955
5	39.332	33.862	24.970	21.354	1'59.518	196,7	15:26'18.473
6	39.099	34.114	24.564	21.645	1'59.422	194,9	15:28'17.895
7	39.780	34.244	24.724	21.767	2'00.515	187,5	15:30'18.410
8	39.599	33.894	24.781	21.522	1'59.796	191,4	15:32'18.206
9	39.313	34.078	24.653	21.648	1'59.692	191,8	15:34'17.898
10	39.903	33.848	24.933	21.408	2'00.092	189,1	15:36'17.990
11	39.394	33.966	24.650	21.690	1'59.700	187,8	15:38'17.690
12	39.759	33.984	24.654	21.681	2'00.078	187,5	15:40'17.768
13	39.496	33.776	24.641	21.722	1'59.635	186,8	15:42'17.403
Race Time 26'02.797							

27° 32 T. ALONSO (1'57.733)							
Lap	Seg.1	Seg.2	Seg.3	Seg.4	Lap Time	km/h	Local Time
1		33.846	24.649	21.152	2'01.176	141,8	15:18'15.782
2	38.680	33.679	24.579	20.941	1'57.879	202,2	15:20'13.661
3	39.266	33.757	24.588	21.151	1'58.762	202,9	15:22'12.423
4	39.524	33.783	24.563	21.166	1'59.036	200,7	15:24'11.459
5	38.757	33.467	24.488	21.021	1'57.733	203,7	15:26'09.192
6	39.399	33.623	24.461	21.230	1'58.713	201,8	15:28'07.905
7	39.140	33.549	24.163	21.341	1'58.193	192,8	15:30'06.098
8	39.107	33.513	24.196	20.959	1'57.775	190,4	15:32'03.873
9	39.014	33.564	24.223	20.963	1'57.764	202,9	15:34'01.637
10	38.765	33.645	24.314	22.031	1'58.755	197,0	15:36'00.392
11	40.066	33.868	24.470	21.173	1'59.577	190,4	15:37'59.969
12	39.402	33.592	24.828	21.262	1'59.084	196,3	15:39'59.053
13	39.133	33.826	24.361	20.765	1'58.085	198,8	15:41'57.138
Race Time 25'42.532							

31° 66 D. BORGES (1'59.412)							
Lap	Seg.1	Seg.2	Seg.3	Seg.4	Lap Time	km/h	Local Time
1		34.880	25.408	21.592	2'05.627	150,1	15:18'20.233
2	39.049	33.800	25.196	21.378	1'59.423	197,7	15:20'19.656
3	39.412	33.983	24.920	21.097	1'59.412	194,5	15:22'19.068
4	39.112	34.045	24.995	21.451	1'59.603	195,9	15:24'18.671
5	39.211	34.084	24.935	21.316	1'59.546	189,8	15:26'18.217
6	39.940	34.131	24.899	21.179	2'00.149	188,8	15:28'18.366
7	39.585	34.330	24.723	21.546	2'00.184	194,9	15:30'18.550
8	39.075	34.139	24.671	21.539	1'59.424	188,8	15:32'17.974
9	39.809	34.013	24.725	21.364	1'59.911	186,8	15:34'17.885
10	39.558	34.031	24.849	21.579	2'00.017	185,9	15:36'17.902
11	39.625	34.097	24.809	21.633	2'00.164	185,2	15:38'18.066
12	39.488	34.169	24.825	21.818	2'00.300	192,5	15:40'18.366
13	39.360	33.864	24.840	21.823	1'59.887	190,4	15:42'18.253
Race Time 26'03.647							

28° 1 J. BUIS (1'56.901)							
Lap	Seg.1	Seg.2	Seg.3	Seg.4	Lap Time	km/h	Local Time
1		33.663	24.272	21.480	1'58.105	132,1	15:18'12.711
2	38.904	33.329	23.924	21.263	1'57.420	189,4	15:20'10.131
3	38.764	33.373	24.137	21.247	1'57.521	190,4	15:22'07.652
4	39.005	33.590	24.319	21.089	1'58.003	191,4	15:24'05.655
5	38.891	33.582	24.303	21.238	1'58.014	194,2	15:26'03.669
6	40.051	33.748	24.509	20.706	1'59.014	190,8	15:28'02.683
Race Time 25'42.532							

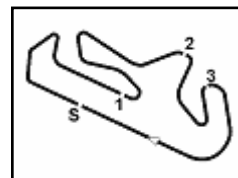
32° 77 R. BIJMAN (1'56.302)							
Lap	Seg.1	Seg.2	Seg.3	Seg.4	Lap Time	km/h	Local Time
1		34.097	24.825	20.981	2'01.709	147,6	15:18'16.315
2	38.618	33.411	24.708	20.805	1'57.542	204,1	15:20'13.857
3	38.109	33.213	24.805	20.903	1'57.030	204,8	15:22'10.887
4	38.438	33.730	24.941	21.173	1'58.282	203,3	15:24'09.169
5	38.137	33.385	24.072	20.708	1'56.302	199,9	15:26'05.471

03/10/2021 P = Pits In/Out - C = Lap Time Cancelled

These data/results cannot be reproduced, stored and/or transmitted in whole or in part by any manner of electronic, mechanical, photocopying, recording, broadcasting or otherwise now known or herein after developed without the previous express consent by the copyright owner, except for reproduction in daily press and regular printed publications on sale to the public within 60 days of the event related to those data/results and always provided that copyright symbol appears together as follows below.

© DORNA WSBK ORGANIZATION Srl 2021





Motul Portuguese Round, 1-3 October 2021

Chronological Analysis Race 2

Portimao 4.592 m

Start at 15:16'14.606

5 / 5

Lap	Seg.1	Seg.2	Seg.3	Seg.4	Lap Time	km/h	Local Time	RET	Seg.1	Seg.2	Seg.3	Seg.4	Lap Time	km/h	Local Time
6	38.933	33.657	24.311	21.423	1'58.324	210,4	15:28'03.795	5	39.878	34.296	25.099	21.888	2'01.161	187,8	15:26'25.837
7	38.136	33.475	24.118	20.643	1'56.372	200,3	15:30'00.167	6	39.968	34.378	24.937	22.281	2'01.564	184,9	15:28'27.401
8	38.589	57.705	25.028	21.621	2'22.943	204,1	15:32'23.110	7	40.207	34.415	24.955	21.891	2'01.468	183,7	15:30'28.869
9	39.591	34.340	24.411	21.694	2'00.036	184,0	15:34'23.146	8	40.019	34.258	24.825	21.915	2'01.017	182,7	15:32'29.886
10	39.487	33.853	24.475	21.763	1'59.578	183,0	15:36'22.724	9	39.991	34.702	24.820	22.104	2'01.617	184,0	15:34'31.503
11	39.379	34.088	25.211	21.754	2'00.432	182,1	15:38'23.156	10	40.102	34.353	24.901	22.032	2'01.388	181,2	15:36'32.891
12	39.375	34.026	24.838	21.819	2'00.058	182,4	15:40'23.214	11	40.669	34.912	25.256	22.412	2'03.249	181,8	15:38'36.140
13	39.391	34.032	24.629	22.279	2'00.331	182,1	15:42'23.545	12	41.819	36.917	26.345	22.546	2'07.627	181,8	15:40'43.767
								13	45.178	43.105	30.125	22.952	2'21.360	180,9	15:43'05.127

Race Time 26'08.939

33° 55 A. FRAPPOLA (1'59.182)

Lap	Seg.1	Seg.2	Seg.3	Seg.4	Lap Time	km/h	Local Time
1	34.391	24.820	21.793	2'04.264	149,3	15:18'18.870	
2	39.641	34.093	25.240	21.655	2'00.629	197,7	15:20'19.499
3	39.508	33.921	24.575	21.633	1'59.637	194,9	15:22'19.136
4	39.669	34.150	24.748	21.654	2'00.221	199,2	15:24'19.357
5	39.271	33.835	24.756	21.320	1'59.182	194,2	15:26'18.539
6	39.385	34.180	24.593	21.793	1'59.951	194,5	15:28'18.490
7	39.244	34.748	24.703	22.530	2'01.225	197,7	15:30'19.715
8	39.872	34.309	24.774	22.103	2'01.058	185,5	15:32'20.773
9	39.742	34.264	24.569	22.209	2'00.784	186,2	15:34'21.557
10	40.038	34.463	24.685	22.087	2'01.273	183,0	15:36'22.830
11	39.569	34.218	25.020	21.915	2'00.722	187,8	15:38'23.552
12	39.529	34.155	24.627	21.913	2'00.224	188,5	15:40'23.776
13	39.492	34.178	24.615	22.104	2'00.389	188,5	15:42'24.165

Race Time 26'09.559

RET 15 A. COPPOLA (1'57.190)

Lap	Seg.1	Seg.2	Seg.3	Seg.4	Lap Time	km/h	Local Time
1	33.977	24.500	21.346	1'59.839	135,3	15:18'14.445	
2	40.052	33.485	24.252	20.774	1'58.563	202,5	15:20'13.008
3	38.402	33.679	24.376	20.797	1'57.254	204,1	15:22'10.262
4	38.464	34.127	24.408	20.782	1'57.781	201,4	15:24'08.043
5	38.513	33.528	24.523	20.898	1'57.462	200,7	15:26'05.505
6	38.806	33.952	24.446	21.586	1'58.790	203,3	15:28'04.295
7	38.731	33.359	24.350	20.750	1'57.190	198,1	15:30'01.485
8	38.359	33.793	24.295	21.041	1'57.488	200,7	15:31'58.973
9	38.588	33.293	24.450	21.100	1'57.431	200,7	15:33'56.404

Race Time 17'41.798

RET 46 S. DI SORA (1'56.699)

Lap	Seg.1	Seg.2	Seg.3	Seg.4	Lap Time	km/h	Local Time
1	33.607	24.265	20.988	1'59.942	140,5	15:18'14.548	
2	38.719	33.696	23.989	20.795	1'57.199	204,1	15:20'11.747
3	38.654	33.205	23.957	20.883	1'56.699	207,6	15:22'08.446
4	38.856	34.017	24.206	20.812	1'57.891	201,4	15:24'06.337
5	38.522	33.474	24.627	20.886	1'57.509	206,8	15:26'03.846
6	39.017	33.961	24.222	20.813	1'58.013	197,0	15:28'01.859
7	39.508	33.674	24.346	20.763	1'58.291	197,4	15:30'00.150
8	38.813	45.024	25.939	24.900	2'14.676	199,9	15:32'14.826

Race Time 16'00.220

34° 56 J. KOCOUREK (2'00.213)

Lap	Seg.1	Seg.2	Seg.3	Seg.4	Lap Time	km/h	Local Time
1	34.796	25.027	21.918	2'05.347	154,4	15:18'19.953	
2	40.379	34.465	24.654	21.951	2'01.449	189,8	15:20'21.402
3	40.070	34.286	24.430	22.010	2'00.796	188,8	15:22'22.198
4	39.788	34.551	24.723	22.118	2'01.180	184,0	15:24'23.378
5	39.773	34.273	24.569	21.983	2'00.598	184,6	15:26'23.976
6	39.827	34.287	24.485	22.069	2'00.668	183,4	15:28'24.644
7	39.807	33.940	24.555	22.230	2'00.532	182,7	15:30'25.176
8	39.920	34.465	24.425	22.044	2'00.854	182,1	15:32'26.030
9	39.470	34.327	24.343	22.073	2'00.213	184,3	15:34'26.243
10	39.873	34.052	24.578	22.186	2'00.689	181,8	15:36'26.932
11	39.838	34.199	24.377	22.185	2'00.599	182,1	15:38'27.531
12	39.758	34.165	24.390	22.193	2'00.506	182,7	15:40'28.037
13	39.734	34.084	24.503	22.128	2'00.449	181,8	15:42'28.486

Race Time 26'13.880

35° 22 J. ROMERO (2'01.297)

Lap	Seg.1	Seg.2	Seg.3	Seg.4	Lap Time	km/h	Local Time
1	34.903	25.096	22.158	2'06.350	153,1	15:18'20.956	
2	40.335	34.589	24.652	21.903	2'01.479	188,8	15:20'22.435
3	40.085	34.530	24.734	22.115	2'01.464	188,5	15:22'23.899
4	40.176	34.537	24.818	22.320	2'01.851	184,9	15:24'25.750
5	39.953	34.356	24.874	22.114	2'01.297	185,2	15:26'27.047
6	40.300	36.464	25.118	22.465	2'04.347	181,8	15:28'31.394
7	40.381	34.853	24.867	22.616	2'02.717	181,8	15:30'34.111
8	40.473	35.197	24.904	22.410	2'02.984	179,1	15:32'37.095
9	40.172	34.901	24.778	22.689	2'02.540	178,8	15:34'39.635
10	40.720	41.435	24.840	22.610	2'09.605	177,6	15:36'49.240
11	40.932	34.861	24.753	22.939	2'03.485	177,3	15:38'52.725
12	40.510	34.695	24.928	22.562	2'02.695	179,4	15:40'55.420
13	40.358	34.968	24.926	22.746	2'02.998	180,0	15:42'58.418

Race Time 26'43.812

36° 70 M. DUARTE (2'01.017)

Lap	Seg.1	Seg.2	Seg.3	Seg.4	Lap Time	km/h	Local Time
1	34.887	25.610	21.896	2'05.718	152,4	15:18'20.324	
2	40.272	34.608	24.875	21.717	2'01.472	199,9	15:20'21.796
3	40.071	34.590	25.097	21.726	2'01.484	195,2	15:22'23.280
4	39.999	34.505	24.981	21.911	2'01.396	187,8	15:24'24.676

03/10/2021 P = Pits In/Out - C = Lap Time Cancelled

These data/results cannot be reproduced, stored and/or transmitted in whole or in part by any manner of electronic, mechanical, photocopying, recording, broadcasting or otherwise now known or herein after developed without the previous express consent by the copyright owner, except for reproduction in daily press and regular printed publications on sale to the public within 60 days of the event related to those data/results and always provided that copyright symbol appears together as follows below.

© DORNA WSBK ORGANIZATION Srl 2021



Official Fuel Supplier

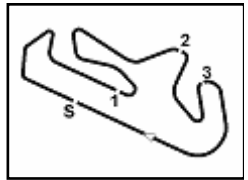


FKR PERGOIA TIMING

Official Tyre Supplier



Official Timekeeper



Motul Portuguese Round, 1-3 October 2021

Team Standings

Portimao 4.592 m
1 / 2

	May 23 ARAGON	June 13 MISANO	July 25 ASSEN	August 8 MOST	September 5 MAGNY-COURS	September 19 BARCELONA	September 26 JEREZ	October 3 PORTIMAO												
1 MTM Kawasaki	512																			
HUERTAS Adrian	255	25	16	25	6	25	11	10	11	25	25	9	13	9		20	25			
BUIS Jeffrey	135	4	4	9	16	13	9	25		16	25	0	25	13						
OKAYA Yuta	98	16	13	13		10	6			11	8	11	8	16	16	13				
MEUFFELS Koen	24	4	5	4	20	7	2	8	4		3		2	4	8	10				
2 Fusport - Rt Motorsports by SKM Kawasaki	273 (-239)																			
BOOTH-AMOS Tom	189	20	25	20		25	8	20	20	20					11	20				
LOUREIRO Dorren	50	4	5		11	9	5		13	7										
GEIGER Dirk	21														10	11				
KHOURI Harry	13	7			4			1				1								
3 AD78 Team Brasil by MS Racing	158 (-354)																			
KAWAKAMI Meikon	101		6	11	20		6		5		13	8	13	9	7	3				
KAWAKAMI Ton	57	9	10	4		7	2	2	7		16									
4 Leader Team Fiembo	148 (-364)																			
DI SORA Samuel	148	11	8		16	13	16	13	16	4		16	10		25					
5 Biblion Yamaha Motoxacing	131 (-381)																			
SOFUOGLU Bahattin	131				10	11		11				20	25	16	25	13				
6 SMW Racing	104 (-408)																			
IGLESIAS Inigo	101	2							10	8	10	6	20	20	9	16				
NUNEZ ROLDAN Oscar	3							3												
7 Prodina Team WorldSSP300	101 (-411)																			
DE CANCELLIS Hugo	62	4	9	16		20	7	6												
GARCIA Marc	19								1			7	11							
IERACI Bruno	18											4	2	6	6					
BRIANTI Thomas	2			2																
8 Freudenberg KTM WorldSSP Team	81 (-431)																			
STEEMAN Victor	81			2	7	8	8	25	13	8	3		5		2					
9 Kawasaki GP Project	71 (-441)																			
CARRION Alejandro	54				5		20	16			6	7								
SABATUCCI Kevin	12													3	5	4				
ZANCA Alessandro	3												3							
MILLAN GOMEZ Alex	2		2																	
10 Movisio by MIE	64 (-448)																			
KONIG Oliver	64				8	3		16	10			3	6	5	4	9				
11 Yamaha MS Racing	62 (-450)																			
ORRADRE Unai	39	13	20		6															
RUIZ Yeray	23									9	7			6	1					
12 Machado Came SBK	59 (-453)																			
IERACI Bruno	21	6	7	8																
BIJMAN Ruben	21				1		3		2		4			8	3					
PEREZ SELFA Vicente	9			9																
LLAMBIAS Facundo	7													7						
RODRIGUEZ NUNEZ Victor	1												1	4						
13 ProGP Racing	58 (-454)																			
MASTROLUCA Gabriele	48				13		4		5	9	10		2			5				
PALAZZI Filippo Maria	10				7	3														
14 Team BRcorse	54 (-458)																			
GENNAI Mirko	54			10			9	6	9		2			10	8					

03/10/2021 * Independent teams

These data/results cannot be reproduced, stored and/or transmitted in whole or in part by any manner of electronic, mechanical, photocopying, recording, broadcasting or otherwise now known or herein after developed without the previous express consent by the copyright owner, except for reproduction in daily press and regular printed publications on sale to the public within 60 days of the event related to those data/results and always provided that copyright symbol appears together as follows below.

© DORNA WSBK ORGANIZATION Srl 2021



Official Fuel Supplier

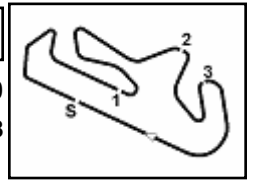


PIRELLI

Official Tyre Supplier



Official Timekeeper



Portimao 4.592 m

Motul Portuguese Round, 1-3 October 2021 Race Winner

	2018	2019	2020	2021
01 Aragon	Meuffels K. (NED) KTM	Gonzalez M. (ESP) KAW	RC1: Buis J. (NED) KAW RC2: Buis J. (NED) KAW	RC1: Huertas A. (ESP) KAW RC2: Booth-Amos T. (GBR) KAW
02 Misano	Bastianelli M. (ITA) KAW	Carrasco A. (ESP) KAW		RC1: Huertas A. (ESP) KAW RC2: Carrasco A. (ESP) KAW
03 Assen	Grunwald L. (GER) KTM	Gonzalez M. (ESP) KAW		RC1: Huertas A. (ESP) KAW RC2: Booth-Amos T. (GBR) KAW
04 Most				RC1: Steeman V. (NED) KTM RC2: Buis J. (NED) KAW
05 Magny-Cours	Valle D. (ESP) YAM	Carrasco A. (ESP) KAW	RC1: Buis J. (NED) KAW RC2: Garcia M. (ESP) KAW	RC1: Huertas A. (ESP) KAW RC2: Huertas A. (ESP) KAW
06 Barcelona			RC1: Booth-Amos T. (GBR) KAW RC2: Okaya Y. (JPN) KAW	RC1: Buis J. (NED) KAW RC2: Sofuoglu B. (TUR) YAM
07 Jerez		RC1: Garcia M. (ESP) KAW RC2: Gonzalez M. (ESP) KAW	RC1: Orradre U. (ESP) YAM RC2: Sofuoglu B. (TUR) YAM	RC1: Buis J. (NED) KAW RC2: Sofuoglu B. (TUR) YAM
08 Portimao	Deroue S. (NED) KAW	Deroue S. (NED) KAW	RC1: Carrasco A. (ESP) KAW RC2: Deroue S. (NED) KAW	RC1: Di Sora S. (FRA) KAW RC2: Huertas A. (ESP) KAW

2021

- 6 **A. Huertas**
- 3 J. Buis
- 2 T. Booth-Amos
- 2 B. Sofuoglu
- 1 A. Carrasco
- 1 S. Di Sora
- 1 V. Steeman

ALL TIMES

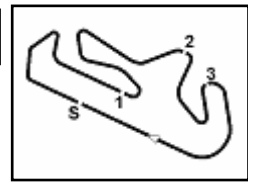
- 7 J. Buis
- 7 A. Carrasco
- 6 S. Deroue
- 6 **A. Huertas**
- 4 M. Garcia
- 4 B. Sofuoglu
- 3 T. Booth-Amos
- 3 M. Gonzalez
- 3 M. Perez
- 2 G. Hendra Pratama
- 2 K. Meuffels
- 1 M. Bastianelli
- 1 A. Coppola
- 1 S. Di Sora
- 1 L. Grunwald
- 1 Y. Okaya
- 1 U. Orradre
- 1 K. Sabatucci
- 1 V. Steeman
- 1 D. Valle

03/10/2021

These data/results cannot be reproduced, stored and/or transmitted in whole or in part by any manner of electronic, mechanical, photocopying, recording, broadcasting or otherwise now known or herein after developed without the previous express consent by the copyright owner, except for reproduction in daily press and regular printed publications on sale to the public within 60 days of the event related to those data/results and always provided that copyright symbol appears together as follows below.

© DORNA WSBK ORGANIZATION Srl 2021





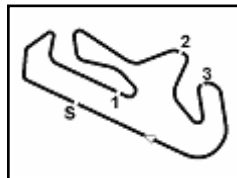
Portimao 4.592 m

Motul Portuguese Round, 1-3 October 2021 Pirelli Best Lap Award

Points	Points From First	Points From Previous	May 23	June 13	July 25	August 8	September 5	September 19	September 26	October 3								
			ARAGON	MISANO	ASSEN	MOST	MAGNY-COURS	BARCELONA	JEREZ	PORTIMAO								
1	BOOTH-AMOS Tom (GBR)	2				1	1											
2	KAWAKAMI Meikon (BRA)	2 0	1		1													
3	CARRASCO Ana (ESP)	2 0 0	1	1														
4	BIJMAN Ruben (NED)	1 1 1									1							
5	GEIGER Dirk (GER)	1 1 0									1							
6	LLAMBIAS Facundo (URU)	1 1 0								1								
7	ZANCA Alessandro (ITA)	1 1 0							1									
8	DIAZ CEBRIAN Alvaro (ESP)	1 1 0									1							
9	BERTA VINALES Dean (ESP)	1 1 0									1							
10	BUIS Jeffrey (NED)	1 1 0						1										
11	HUERTAS Adrian (ESP)	1 1 0				1												
12	MEUFFELS Koen (NED)	1 1 0			1													
13	ORRADRE Unai (ESP)	1 1 0		1														

03/10/2021 First Line: Championship Standings - Second Line: Ranking Progression
 These data/results cannot be reproduced, stored and/or transmitted in whole or in part by any manner of electronic, mechanical, photocopying, recording, broadcasting or otherwise now known or herein after developed without the previous express consent by the copyright owner, except for reproduction in daily press and regular printed publications on sale to the public within 60 days of the event related to those data/results and always provided that copyright symbol appears together as follows below.
 © DORNA WSBK ORGANIZATION Srl 2021





Motul Portuguese Round, 1-3 October 2021

Rider's Performance

Points	Points From First	Points From Previous	May 23		June 13		July 25		August 8		September 5		September 19		September 26		October 3															
			ARAGON	MISANO	ASSEN	MOST	MAGNY-COURS	BARCELONA	JEREZ	PORTIMAO	G 1	2	G 1	2	G 1	2	G 1	2	G 1	2	G 1	2	G 1	2	G 1	2	G 1	2	G 1	2	G 1	2
1 HUERTAS	255		2 1 3	6 1 10	3 1 5	3 6 5	1 1 1	8 7 4	1 7 Rt	1 2 1																						
2 BOOTH-AMOS	189	66	4 2 1	7 2 17	5 Rt 1	6 8 2	2 2 2	3 Rt		13 5 2																						
3 BUIS	174	81	15	8 6 12	21 28 7	2 3 4	7 7 1	3 25 3	7 1 7	12 1 4	5 Rt 28																					
4 DI SORA	148	107	26	7 5 8	19 Rt 3	15 4 3	14 4 Rt	4 3 12	9 Rt 3	9 6 Rt	19 1 Rt																					
5 OKAYA	140	115	8	11 3 4	13 4 Rt	7 Rt 6	16 11 Rt	10 Rt 5	21 8 5	8 8 3	6 3 4																					
6 SOFUOGLU	131	124	9	14 Rt Rt	1 Rt 6	8 5 32	9 5 Rt	9 Rt Rt	2 2 1	2 3 1	3 4 17																					
7 IGLESIAS	101	154	30	5 14 16	22 18 Rt	19 Rt 20	25 29 19	5 6 8	1 6 10	4 2 2	2 7 3																					
8 KAWAKAMI	101	154	0	6 27 10	20 5 2	12 Rt 10	10 18 Rt	17 11 Rt	10 4 8	3 4 7	8 9 13																					
9 MEUFFELS	85	170	16	16 8 Rt	5 11 12	11 2 9	28 14 8	18 12 Rt	19 13 18	25 14 12	11 8 6																					
10 STEEMAN	81	174	4	29 26 18	9 14 9	1 8 8	1 1 4	12 8 13	14 Rt 25	14 11 19	9 29 14																					
11 KONIG	64	191	17	19 38 29	35 24 8	29 13 23	2 3 6	32 21 22	11 Rt 13	27 10 11	7 12 7																					
12 DE CANCELLIS	62	193	2	17 12 7	4 3 Rt	9 Rt 2	11 9 10	11 Rt Rt																								
13 KAWAKAMI	57	198	5	1 7 6	8 12 Rt	4 9 14	24 Rt 14	21 9 Rt	4 3 Rt	15 Rt Rt	4 16 19																					
14 CARRION	54	201	3		24 27 Rt	20 11 16	5 2 3	24 Rt 20	26 10 9	28 Rt 22																						
15 GENNAI	54	201	0	27 18 21	30 6 24	16 Rt 7	12 10 7	33 17 14	36 Rt Rt	29 16 6	29 23 8																					
16 CARRASCO	52	203	2	13 11 5	14 15 1	13 Rt 15	37 24 21	16 13 11	20 Rt 29	32 20 18	22 15 21																					
17 LOUREIRO	51	204	1	21 15 11	10 16 5	17 7 11	27 19 17	6 4 9	18 26 17	21 18 16																						
18 MASTROLUCA	48	207	3	31 16 22	11 Rt 4	14 Rt 12	18 21 11	8 7 6	13 Rt 14	16 Rt	16 Rt 11																					
19 DIAZ CEBRIAN	42	213	6						12 5 2	18 5 Ex																						
20 ORRADRE	39	216	3	3 4 2	12 Rt 22	10 10 25	13 Rt Rt																									
21 IERACI	39	216	0	9 10 9	18 8 Rt	18 Rt				7 12 14	17 10 10																					
22 MOGEDA	27	228	12					13 5 10	16 11 11	23 Rt	33 Rt																					
23 BERTA VINALES	26	229	1	28 29 27	34 25 20		26 20 16	14 15 4	17 14 6	10 Rt																						
24 GARCIA	26	229	0	12 13 15	16 13 Rt			23 20 15	25 18 Rt	5 9 5	23 26 29																					
25 PEREZ GONZALEZ	25	230	1	22 19 13	2 Rt 11	32 Rt Rt	8 12 Rt	7 10 Rt	28 Rt 16	13 Rt	27 Rt 9																					
26 RUIZ	23	232	2					29 Rt 7	15 9 Rt	19 31 10	30 19 15																					
27 SABATUCCI	22	233	1	34 22 Rt	36 21 Rt	22 6 19	22 27 Rt	27 19 17	32 19 22	6 Rt 13	15 11 12																					
28 GEIGER	21	234	1								12 6 5																					
29 BIJMAN	21	234	0	25 23 17	25 20 15	24 Rt Rt	4 13 Rt	20 14 16	22 16 12	20 Rt 8	28 13 32																					
30 RODRIGUEZ NUNE	15	240	6	10 Rt Rt	27 10 Rt	6 26 17	20 38 9	15 Rt 26	33 23 20	36 15 15																						
31 KHOURI	13	242	2	15 9 28	26	31 12 31	29 22 15	22 Rt Rt	6 Rt 15	30 Rt	31 24 18																					
32 PALAZZI	10	245	3	30 25 19	29 9 13	33 Rt 30	39 30 23		39 30 27	26 24	36 27 30																					
33 PEREZ SELFA	9	246	1	21 Rt	3 7 Rt	23 Rt Rt	23 Rt Rt	31 Rt Rt			34																					
34 SVOBODA	8	247	1	33 30 20	31 Rt 19	25 Rt 13	19 16 12	28 Rt 18	5 15 Rt	34 23 Rt	24 Rt 22																					

SP = Superpole - 1 = Race 1 - 2 = Race 2

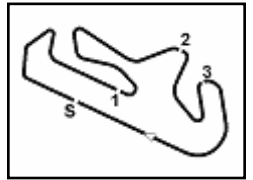
Ns = Did Not Start - Rt = Retired - Ex = Excluded

03/10/2021

These data/results cannot be reproduced, stored and/or transmitted in whole or in part by any manner of electronic, mechanical, photocopying, recording, broadcasting or otherwise now known or herein after developed without the previous express consent by the copyright owner, except for reproduction in daily press and regular printed publications on sale to the public within 60 days of the event related to those data/results and always provided that copyright symbol appears together as follows below.

© DORNA WSBK ORGANIZATION Srl 2021





Portimao 4.592 m

Motul Portuguese Round, 1-3 October 2021

Rider's Performance

2 / 2

	Points	Points From First	Points From Previous	May 23	June 13	July 25	August 8	September 5	September 19	September 26	October 3						
				ARAGON	MISANO	ASSEN	MOST	MAGNY-COURS	BARCELONA	JEREZ	PORTIMAO	G 1	2	G 1	2	G 1	2
35 LLAMBIAS	7	248	1						31 27 19	24 19 9	18 Rt						
36 GIMBERT	5	250	2	35 28 26	37 23 Rt	30 15 18	38 23 22	19 Rt 23	27 12 23	37 21 20	21 17 23						
37 COPPOLA	4	251	1		33 Rt	27 14 Rt	33 28 25	35 29 24	23 25 26	11 26 Rt	10 14 Rt						
38 ZANCA	3	252	1	17 23	23 22 16	28 16 22	32 26 18	26 16 19	35 22 28	17 13 17	25 18 20						
39 NUNEZ ROLDAN	3	252	0				31 Rt 13										
40 BRIANTI	2	253	1	18 Rt 25	17 17 14	21 Rt 21	15 17 27										
41 MILLAN GOMEZ	2	253	0	26 20 14						22 17 23	32 20 16						
42 STANGE	1	254	1			26 Rt Rt	21 15 Rt	30 18 30									

SP = Superpole - 1 = Race 1 - 2 = Race 2

Ns = Did Not Start - Rt = Retired - Ex = Excluded

03/10/2021

These data/results cannot be reproduced, stored and/or transmitted in whole or in part by any manner of electronic, mechanical, photocopying, recording, broadcasting or otherwise now known or herein after developed without the previous express consent by the copyright owner, except for reproduction in daily press and regular printed publications on sale to the public within 60 days of the event related to those data/results and always provided that copyright symbol appears together as follows below.

© DORNA WSBK ORGANIZATION Srl 2021



Official Fuel Supplier

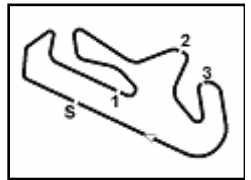


FKR PERUGIA TIMING

Official Tyre Supplier



Official Timekeeper



Motul Portuguese Round, 1-3 October 2021

Manufacturers Standings

Portimao 4.592 m

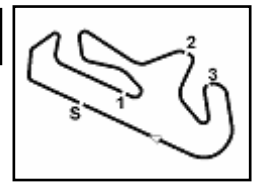
Points	Points From First	Points From Previous	May 23		June 13		July 25		August 8		September 5		September 19		September 26		October 3	
			ARAGON		MISANO		ASSEN		MOST		MAGNY-COURS		BARCELONA		JEREZ		PORTIMAO	
1	KAWASAKI	381	25 1	25 1	25 1	25 1	25 1	25 1	20 1	25 1	25 1	25 1	16 1	25 1	20 1	25 1	25 1	25 1
2	YAMAHA	233	148	13 2	20 2	11 2	20 2	11 2	9 2	9 2	13 2	20 2	25 2	16 2	25 2	13 2	8 2	8 2
3	KTM	81	300	152	2 3	7 3	8 3	8 3	25 3	13 3	8 3	3 3	5 3	3 3	2 3	2 3	2 3	2 3

03/10/2021 First Line: Championship Standings - Second Line: Ranking Progression

These data/results cannot be reproduced, stored and/or transmitted in whole or in part by any manner of electronic, mechanical, photocopying, recording, broadcasting or otherwise now known or herein after developed without the previous express consent by the copyright owner, except for reproduction in daily press and regular printed publications on sale to the public within 60 days of the event related to those data/results and always provided that copyright symbol appears together as follows below.

© DORNA WSBK ORGANIZATION Srl 2021





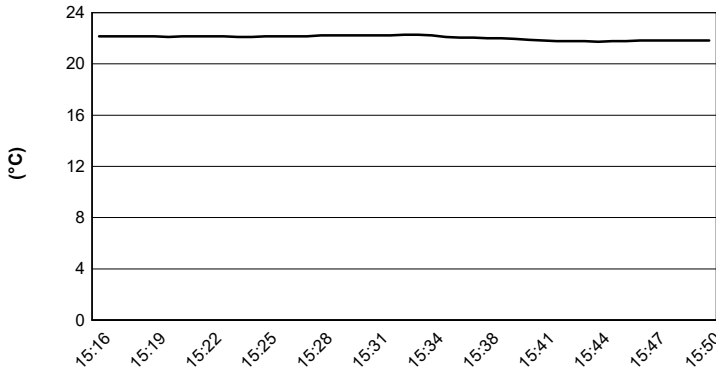
Portimao 4.592 m

Motul Portuguese Round, 1-3 October 2021

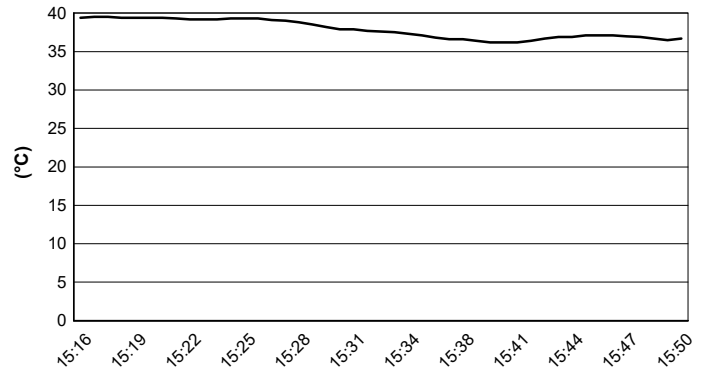
Weather Report Race 2

Session started 15:16 - Session ended 15:50

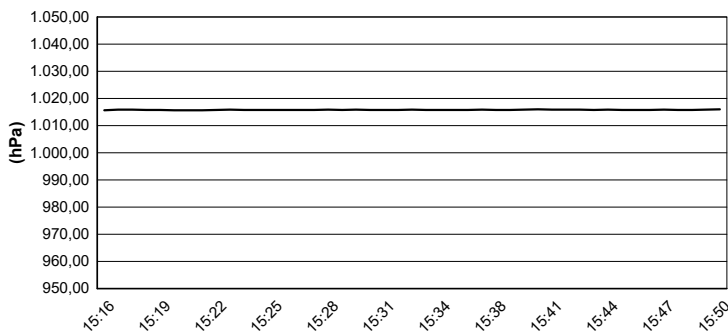
Air Temperature



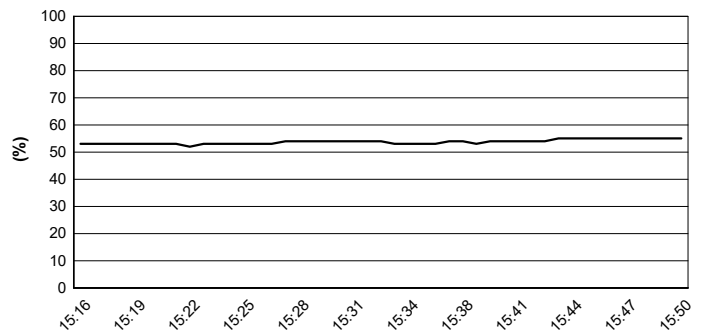
Track Temperature



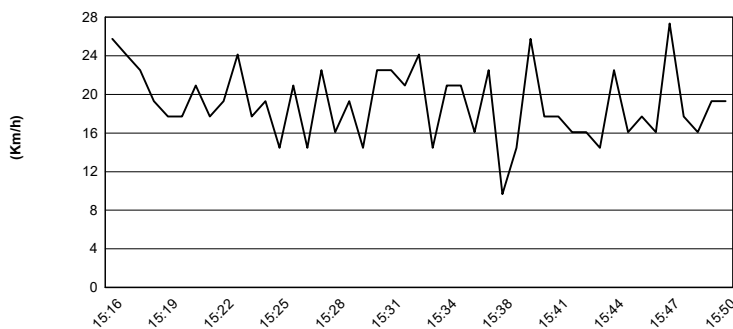
Air Pressure



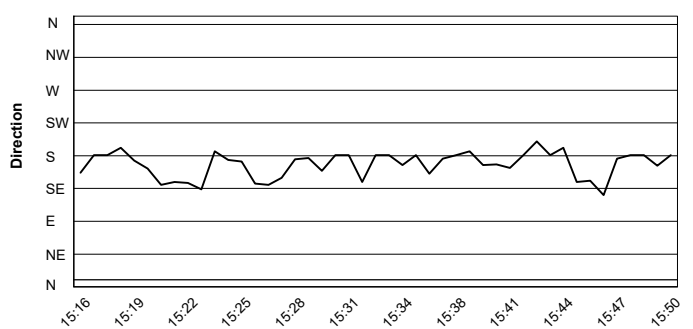
Humidity



Wind Speed



Wind Direction

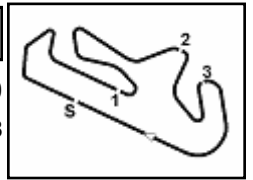


03/10/2021

These data/results cannot be reproduced, stored and/or transmitted in whole or in part by any manner of electronic, mechanical, photocopying, recording, broadcasting or otherwise now known or herein after developed without the previous express consent by the copyright owner, except for reproduction in daily press and regular printed publications on sale to the public within 60 days of the event related to those data/results and always provided that copyright symbol appears together as follows below.

© DORNA WSBK ORGANIZATION Srl 2021





Motul Portuguese Round, 1-3 October 2021

Best Laps & Speeds

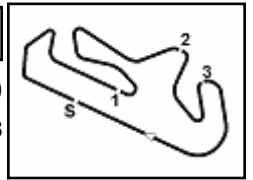
No.	Rider Bike	Nat	Best Lap		FP1		FP2		SP		RC1		RC2	
			LL	SPD	LL	SPD	LL	SPD	LL	SPD	LL	SPD	LL	SPD
1	99 A. HUERTAS Kawasaki Ninja 400	ESP	1'55.466	62 213,7	1'56.282	14 213,7	1'57.221	12 207,5	1'55.466	10 207,9	1'56.914	13 200,3	1'56.639	13 210,4
2	58 I. IGLESIAS Kawasaki Ninja 400	ESP	1'55.637	62 211,6	1'56.283	13 211,6	1'57.939	13 210,0	1'55.637	10 209,5	1'56.781	13 197,3	1'56.815	13 204,8
3	54 B. SOFUOGLU Yamaha YZF-R3	TUR	1'55.696	63 208,7	1'56.765	14 208,3	1'57.212	13 208,7	1'55.696	10 206,4	1'56.232	13 202,9	1'56.948	13 203,6
4	87 T. KAWAKAMI Yamaha YZF-R3	BRA	1'55.890	61 209,5	1'57.445	11 209,5	1'57.997	14 207,5	1'55.890	10 209,5	1'57.680	13 201,4	1'56.943	13 207,1
5	1 J. BUIS Kawasaki Ninja 400	NED	1'56.049	53 217,1	1'56.465	11 215,0	1'57.376	11 206,0	1'56.049	10 206,0	1'56.482	8 202,1	1'56.901	13 217,1
6	60 D. GEIGER Kawasaki Ninja 400	GER	1'56.169	64 214,1	1'57.238	14 214,1	1'58.494	14 204,0	1'56.490	10 206,4	1'56.169	13 207,9	1'56.615	13 211,6
7	61 Y. OKAYA Kawasaki Ninja 400	JPN	1'56.176	62 215,4	1'57.065	14 214,5	1'57.707	12 215,4	1'56.176	10 211,2	1'56.617	13 206,0	1'57.005	13 208,3
8	69 T. BOOTH-AMOS Kawasaki Ninja 400	GBR	1'56.273	55 207,1	1'56.273	8 207,1	1'56.616	11 206,7	1'56.496	10 207,1	1'56.710	13 205,2	1'57.004	13 203,6
9	77 R. BIJMAN Yamaha YZF-R3	NED	1'56.302	61 210,8	1'57.134	12 207,5	1'58.042	13 210,8	1'57.186	10 204,8	1'56.748	13 207,9	1'56.302	13 210,4
10	52 O. KONIG Kawasaki Ninja 400	CZE	1'56.328	64 215,8	1'57.198	14 212,4	1'57.939	14 215,8	1'56.328	10 210,4	1'56.856	13 205,2	1'56.868	13 212,4
11	83 M. KAWAKAMI Yamaha YZF-R3	BRA	1'56.373	56 210,0	1'57.189	8 209,5	1'57.518	13 205,6	1'56.373	9 210,0	1'56.513	13 206,0	1'56.981	13 206,7
12	72 V. STEEMAN KTM RC 390 R	NED	1'56.391	63 212,4	1'57.184	13 209,5	1'57.848	14 210,0	1'56.391	10 212,4	1'57.708	13 193,1	1'56.952	13 202,9
13	94 F. LLAMBIAS Yamaha YZF-R3	URU	1'56.412	40 208,3	1'56.412	13 206,4	1'57.672	14 207,1	1'56.631	10 208,3	1'57.042	3 206,7		
14	73 J. PEREZ GONZALEZ Kawasaki Ninja 400	ESP	1'56.420	58 215,4	1'56.822	12 215,4	1'57.532	14 210,0	1'57.087	10 206,7	1'56.420	9 204,4	1'56.724	13 208,7
15	8 B. IERACI Kawasaki Ninja 400	ITA	1'56.422	63 215,0	1'56.501	12 215,0	1'57.267	15 206,7	1'56.614	10 206,0	1'56.422	13 206,7	1'56.606	13 210,4
16	17 K. MEUFFELS Kawasaki Ninja 400	NED	1'56.425	58 217,5	1'56.425	12 215,8	1'57.709	11 217,5	1'56.461	9 215,4	1'56.593	13 207,1	1'56.862	13 215,4
17	15 A. COPPOLA Yamaha YZF-R3	ITA	1'56.458	57 207,5	1'57.242	12 200,3	1'58.259	13 207,5	1'56.458	10 203,6	1'56.976	13 203,6	1'57.190	9 204,0
18	11 A. CARRASCO Kawasaki Ninja 400	ESP	1'56.494	63 210,8	1'57.500	12 210,4	1'57.811	15 210,8	1'56.940	10 201,7	1'56.494	13 210,0	1'57.539	13 206,0
19	85 K. SABATUCCI Kawasaki Ninja 400	ITA	1'56.509	59 212,8	1'56.509	11 211,2	1'57.811	12 211,6	1'56.565	10 210,4	1'56.599	13 207,5	1'56.801	13 212,8
20	23 S. MARKARIAN Kawasaki Ninja 400	FRA	1'56.531	60 215,4	1'57.677	11 215,4	1'58.603	14 205,6	1'56.531	9 206,0	1'57.635	13 207,1	1'57.524	13 210,0
21	53 P. SVOBODA Yamaha YZF-R3	CZE	1'56.554	45 210,8	1'57.935	14 210,8	1'58.745	4 204,8	1'56.995	10 204,4	1'56.554	4 208,3	1'57.073	13 206,7
22	80 G. MASTROLUCA Yamaha YZF-R3	ITA	1'56.568	51 211,2	1'56.823	10 210,4	1'57.554	14 211,2	1'56.568	10 203,3	1'57.413	4 202,1	1'56.813	13 208,7
23	43 H. KHOURI Kawasaki Ninja 400	AUS	1'56.609	60 212,4	1'57.474	12 207,9	1'58.797	13 202,1	1'57.300	9 206,4	1'57.087	13 205,2	1'56.609	13 212,4
24	46 S. DI SORA Kawasaki Ninja 400	FRA	1'56.637	54 211,6	1'57.063	11 211,6	1'57.146	12 207,5	1'56.637	10 203,6	1'56.672	13 203,6	1'56.699	8 207,5
25	26 M. GENNAI Yamaha YZF-R3	ITA	1'56.679	62 215,0	1'58.006	12 215,0	1'57.989	14 203,3	1'57.220	10 204,0	1'57.326	13 206,4	1'56.679	13 208,3

03/10/2021

These data/results cannot be reproduced, stored and/or transmitted in whole or in part by any manner of electronic, mechanical, photocopying, recording, broadcasting or otherwise now known or herein after developed without the previous express consent by the copyright owner, except for reproduction in daily press and regular printed publications on sale to the public within 60 days of the event related to those data/results and always provided that copyright symbol appears together as follows below.

© DORNA WSBK ORGANIZATION Srl 2021





Portimao 4.592 m

Motul Portuguese Round, 1-3 October 2021

Best Laps & Speeds

2 / 2

No.	Rider Bike	Nat	Best Lap		FP1		FP2		SP		RC1		RC2	
			LL	SPD	LL	SPD	LL	SPD	LL	SPD	LL	SPD	LL	SPD
26	28 Y. RUIZ Yamaha YZF-R3	ESP	1'56.768		1'57.526	1'57.437	1'57.228	1'57.090	1'56.768					
			60	211,6	11	211,6	13	207,9	10	211,6	13	210,8	13	207,5
27	59 A. ZANCA Kawasaki Ninja 400	ITA	1'56.791		1'57.316	1'57.849	1'57.039	1'56.791	1'57.252					
			61	212,8	12	212,8	14	207,5	9	207,9	13	207,9	13	206,7
28	32 T. ALONSO Kawasaki Ninja 400	POR	1'56.811		1'58.575	1'59.651	1'56.811	1'57.249	1'57.733					
			52	212,8	9	212,8	7	194,5	10	210,4	13	207,9	13	203,6
29	7 J. GIMBERT Kawasaki Ninja 400	FRA	1'56.848		1'58.661	1'58.001	1'56.848	1'57.257	1'57.442					
			60	209,1	11	201,0	13	205,2	10	209,1	13	201,7	13	208,7
30	41 M. GARCIA Kawasaki Ninja 400	ESP	1'56.957		1'57.859	1'58.153	1'56.981	1'56.957	1'57.927					
			63	212,0	13	212,0	14	209,1	10	209,5	13	206,7	13	199,5
31	98 A. MILLAN GOMEZ Kawasaki Ninja 400	ESP	1'57.051		1'57.777	1'58.685	1'57.341	1'57.060	1'57.051					
			61	212,0	11	212,0	14	204,4	10	208,7	13	210,4	13	206,7
32	93 M. GAGGI Yamaha YZF-R3	ITA	1'57.085		1'58.085	1'59.057	1'57.085	1'57.250	1'57.394					
			62	208,3	14	207,9	12	208,3	10	207,9	13	207,1	13	205,2
33	35 Y. SAIZ MARQUEZ Yamaha YZF-R3	ESP	1'57.241		1'59.444	1'59.444	1'57.645	1'57.983	1'57.241					
			65	212,4	14	212,4	15	208,7	10	202,1	13	209,5	13	203,6
34	88 D. MOGEDA Kawasaki Ninja 400	ESP	1'57.484		1'58.155	1'58.468	1'57.484	1'58.247						
			37	214,1	12	214,1	14	205,6	4	209,1	7	202,1		
35	21 V. PEREZ SELFA Yamaha YZF-R3	ESP	1'57.639		1'59.475	1'58.621	1'57.639							
			20	207,5	9	202,9	3	202,9	8	207,5				
36	97 F. PALAZZI Yamaha YZF-R3	ITA	1'57.954		1'58.914	1'58.605	1'57.954	1'58.002	1'59.422					
			58	206,4	9	206,4	14	205,2	9	199,5	13	203,6	13	196,6
37	55 A. FRAPPOLA Kawasaki Ninja 400	ITA	1'58.055		1'58.774	1'59.908	1'58.055	2'00.016	1'59.182					
			56	211,6	13	211,6	7	201,7	10	206,4	13	211,6	13	199,1
38	56 J. KOCOUREK Kawasaki Ninja 400	CZE	1'58.509		1'59.180	1'59.612	1'58.846	1'58.509	2'00.213					
			64	210,0	14	210,0	15	201,4	9	201,4	13	204,8	13	189,7
39	66 D. BORGES Kawasaki Ninja 400	POR	1'59.412			1'59.914	1'59.715		1'59.412					
			35	208,3			12	208,3	10	192,8			13	197,7
40	70 M. DUARTE Yamaha YZF-R3	POR	1'59.889		1'59.889	2'02.558	2'02.829	2'02.160	2'01.017					
			53	206,0	10	206,0	12	198,1	5	200,6	13	189,4	13	199,9
41	22 J. ROMERO Kawasaki Ninja 400	ARG	2'00.209		2'00.813	2'01.846	2'00.209	2'01.026	2'01.297					
			62	207,1	13	206,7	14	192,8	9	207,1	13	188,7	13	188,7
42	18 I. OFFER Kawasaki Ninja 400	GBR	2'01.001		2'02.217	2'02.159	2'01.001							
			35	203,6	14	203,6	12	194,8	9	197,3				

03/10/2021

These data/results cannot be reproduced, stored and/or transmitted in whole or in part by any manner of electronic, mechanical, photocopying, recording, broadcasting or otherwise now known or herein after developed without the previous express consent by the copyright owner, except for reproduction in daily press and regular printed publications on sale to the public within 60 days of the event related to those data/results and always provided that copyright symbol appears together as follows below.

© DORNA WSBK ORGANIZATION Srl 2021

