

## Motul Portuguese Round, 1-3 October 2021

### Chronological Analysis Race 2

Portimao 4.592 m

Start at 15:16'14.606

1 / 5

Race Time 25'29.729

1° 99 A. HUERTAS (1'56.639)							
Lap	Seg.1	Seg.2	Seg.3	Seg.4	Lap Time	km/h	Local Time
1		34.092	24.524	21.474	1'58.713	127,2	15:18'13.319
2	39.098	33.242	24.159	20.692	1'57.191	192,1	15:20'10.510
3	38.845	33.224	24.278	20.947	1'57.294	191,4	15:22'07.804
4	38.535	35.841	24.375	20.808	1'59.559	193,2	15:24'07.363
5	38.440	33.669	24.317	20.596	1'57.022	202,2	15:26'04.385
6	<b>37.801</b>	33.286	24.313	21.239	<b>1'56.639</b>	<b>210,4</b>	15:28'01.024
7	39.444	33.268	24.477	20.718	1'57.907	190,8	15:29'58.931
8	38.794	33.215	24.481	20.737	1'57.227	201,4	15:31'56.158
9	37.935	33.393	24.088	21.332	1'56.748	198,5	15:33'52.906
10	38.518	<b>33.043</b>	<b>23.925</b>	21.296	1'56.782	186,8	15:35'49.688
11	38.313	33.154	23.968	21.246	1'56.681	188,8	15:37'46.369
12	38.423	33.125	24.035	21.439	1'57.022	188,8	15:39'43.391
13	38.699	33.355	24.256	21.585	1'57.895	189,4	15:41'41.286
							Race Time 25'26.680

5° 60 D. GEIGER (1'56.615)							
Lap	Seg.1	Seg.2	Seg.3	Seg.4	Lap Time	km/h	Local Time
1		33.990	24.753	21.076	2'00.980	137,9	15:18'15.586
2	38.695	33.267	24.250	20.692	1'56.904	206,4	15:20'12.490
3	38.820	33.643	24.433	20.762	1'57.658	197,0	15:22'10.148
4	38.311	<b>33.096</b>	24.616	<b>20.592</b>	<b>1'56.615</b>	201,8	15:24'06.763
5	38.926	33.602	24.339	20.649	1'57.516	<b>211,0</b>	15:26'04.279
6	<b>37.886</b>	33.467	24.286	21.064	1'56.703	<b>210,6</b>	15:28'00.982
7	39.439	33.357	24.268	20.941	1'58.005	187,5	15:29'58.987
8	39.459	33.582	24.318	20.637	1'57.996	199,9	15:31'56.983
9	38.664	33.532	24.653	20.742	1'57.591	197,7	15:33'54.574
10	38.092	33.499	24.340	21.023	1'56.954	211,2	15:35'51.528
11	39.242	33.194	24.352	20.777	1'57.565	194,5	15:37'49.093
12	38.677	33.304	24.411	20.914	1'57.306	207,6	15:39'46.399
13	38.488	33.721	<b>24.182</b>	20.936	1'57.327	195,6	15:41'43.726
							Race Time 25'29.120 + 0.660Pen

2° 69 T. BOOTH-AMOS (1'57.004)							
Lap	Seg.1	Seg.2	Seg.3	Seg.4	Lap Time	km/h	Local Time
1		33.397	24.366	21.116	1'59.490	139,1	15:18'14.096
2	38.880	33.452	23.971	20.701	<b>1'57.004</b>	<b>203,7</b>	15:20'11.100
3	38.554	<b>33.306</b>	24.438	20.746	1'57.044	195,2	15:22'08.144
4	38.412	33.676	24.140	21.270	1'57.498	200,7	15:24'05.642
5	38.540	34.081	24.561	20.968	1'58.150	193,8	15:26'03.792
6	39.152	33.649	24.179	<b>20.646</b>	1'57.626	194,2	15:28'01.418
7	38.604	33.458	24.233	20.980	1'57.275	201,0	15:29'58.693
8	38.553	33.539	24.055	21.280	1'57.427	194,2	15:31'56.120
9	38.649	33.667	24.217	21.122	1'57.655	192,5	15:33'53.775
10	38.471	33.423	24.061	21.224	1'57.179	192,8	15:35'50.954
11	38.551	33.323	24.278	21.470	1'57.622	195,9	15:37'48.576
12	<b>38.403</b>	33.368	24.197	21.394	1'57.362	202,2	15:39'45.938
13	38.675	33.677	<b>23.907</b>	21.166	1'57.425	188,8	15:41'43.363
							Race Time 25'28.757

6° 17 K. MEUFFELS (1'56.862)							
Lap	Seg.1	Seg.2	Seg.3	Seg.4	Lap Time	km/h	Local Time
1		33.984	24.818	21.156	2'00.784	139,5	15:18'15.390
2	38.710	33.731	24.313	20.571	1'57.325	208,0	15:20'12.715
3	38.539	33.516	24.467	20.722	1'57.244	201,8	15:22'09.959
4	38.674	33.429	24.301	<b>20.511</b>	1'56.915	194,9	15:24'06.874
5	39.087	33.884	24.499	20.688	1'58.158	203,7	15:26'05.032
6	38.901	33.728	24.482	20.649	1'57.760	210,0	15:28'02.792
7	38.497	33.385	24.560	20.727	1'57.169	<b>215,4</b>	15:29'59.961
8	38.712	33.721	24.416	20.999	1'57.848	204,8	15:31'57.809
9	38.430	<b>33.329</b>	24.500	20.603	<b>1'56.862</b>	203,3	15:33'54.671
10	38.959	33.619	24.403	20.804	1'57.785	212,5	15:35'52.456
11	38.698	33.450	24.326	20.662	1'57.136	202,9	15:37'49.592
12	38.883	33.698	<b>24.252</b>	20.843	1'57.676	211,2	15:39'47.268
13	<b>38.358</b>	33.709	24.522	21.015	1'57.604	206,8	15:41'44.872
							Race Time 25'30.266

3° 58 I. IGLESIAS (1'56.815)							
Lap	Seg.1	Seg.2	Seg.3	Seg.4	Lap Time	km/h	Local Time
1		33.693	24.814	21.414	1'58.729	128,4	15:18'13.335
2	39.618	33.176	24.053	20.928	1'57.775	190,1	15:20'11.110
3	39.139	<b>32.931</b>	24.105	20.809	1'56.984	202,2	15:22'08.094
4	38.320	33.542	24.074	21.632	1'57.568	204,1	15:24'05.662
5	38.664	33.445	24.394	21.558	1'58.061	200,7	15:26'03.723
6	39.328	33.637	24.201	<b>20.640</b>	1'57.806	192,8	15:28'01.529
7	<b>37.956</b>	33.389	23.915	21.555	<b>1'56.815</b>	<b>204,8</b>	15:29'58.344
8	38.763	33.400	23.951	21.504	1'57.618	192,1	15:31'55.962
9	38.804	33.479	24.514	21.068	1'57.865	189,4	15:33'53.827
10	38.252	33.565	<b>23.883</b>	21.461	1'57.161	195,9	15:35'50.988
11	38.720	33.321	24.242	21.279	1'57.562	196,7	15:37'48.550
12	38.543	33.471	24.371	21.436	1'57.821	203,7	15:39'46.371
13	38.418	33.727	24.057	20.909	1'57.111	198,1	15:41'43.482
							Race Time 25'28.876

7° 52 O. KONIG (1'56.868)							
Lap	Seg.1	Seg.2	Seg.3	Seg.4	Lap Time	km/h	Local Time
1		33.674	24.381	21.141	1'59.423	132,6	15:18'14.029
2	39.050	33.405	<b>24.056</b>	20.966	1'57.477	200,7	15:20'11.506
3	39.031	33.381	24.297	20.819	1'57.528	207,2	15:22'09.034
4	38.528	33.816	24.623	20.703	1'57.670	203,3	15:24'06.704
5	39.092	33.733	24.492	20.656	1'57.973	<b>212,5</b>	15:26'04.677
6	38.684	33.587	24.228	20.678	1'57.177	211,6	15:28'01.854
7	39.000	33.277	24.342	<b>20.655</b>	1'57.274	197,7	15:29'59.128
8	39.098	33.685	24.262	20.748	1'57.793	200,3	15:31'56.921
9	38.655	<b>33.190</b>	24.340	20.961	1'57.146	201,0	15:33'54.067
10	<b>38.145</b>	33.577	24.133	21.013	<b>1'56.868</b>	202,5	15:35'50.935
11	38.785	33.433	24.316	21.028	1'57.562	194,5	15:37'48.497
12	39.163	33.321	25.013	20.954	1'58.451	196,7	15:39'46.948
13	38.372	33.832	24.533	21.268	1'58.005	204,8	15:41'44.953
							Race Time 25'30.347

4° 61 Y. OKAYA (1'57.005)							
Lap	Seg.1	Seg.2	Seg.3	Seg.4	Lap Time	km/h	Local Time
1		33.538	24.609	21.057	1'59.075	133,8	15:18'13.681
2	39.379	33.625	24.138	20.695	1'57.837	197,7	15:20'11.518
3	39.030	33.188	<b>24.135</b>	20.652	<b>1'57.005</b>	<b>208,4</b>	15:22'08.523
4	38.879	33.495	24.271	20.738	1'57.383	200,3	15:24'05.906
5	39.146	33.343	24.871	20.748	1'58.108	187,5	15:26'04.014
6	38.358	33.651	24.287	20.918	1'57.214	198,5	15:28'01.228
7	38.463	33.491	24.195	20.946	1'57.095	194,9	15:29'58.323
8	39.392	33.566	24.357	<b>20.586</b>	1'57.901	188,8	15:31'56.224
9	38.349	33.483	24.334	21.159	1'57.325	197,4	15:33'53.549
10	39.414	33.333	24.389	20.939	1'58.075	188,8	15:35'51.624
11	39.053	<b>33.145</b>	24.344	20.931	1'57.473	199,9	15:37'49.097
12	38.917	33.421	24.715	20.894	1'57.947	202,9	15:39'47.044
13	<b>38.201</b>	33.833	24.253	21.004	1'57.291	205,6	15:41'44.335

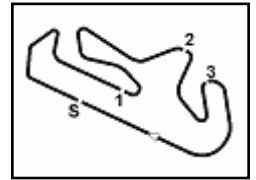
8° 26 M. GENNAI (1'56.679)							
Lap	Seg.1	Seg.2	Seg.3	Seg.4	Lap Time	km/h	Local Time
1		33.837	24.769	21.060	2'01.811	144,5	15:18'16.417
2	38.726	33.299	24.453	<b>20.915</b>	1'57.393	199,2	15:20'13.810
3	38.309	33.159	24.320	21.167	1'56.955	204,5	15:22'10.765
4	38.643	33.803	24.502	21.408	1'58.356	198,8	15:24'09.121
5	38.807	33.466	24.243	21.306	1'57.822	204,5	15:26'06.943
6	38.309	33.219	24.365	20.934	1'56.827	197,0	15:28'03.770
7	38.261	33.490	24.436	21.113	1'57.300	198,8	15:30'01.070
8	38.358	33.320	<b>24.165</b>	21.048	1'56.891	197,4	15:31'57.961
9	<b>38.115</b>	33.228	24.363	20.973	<b>1'56.679</b>	205,2	15:33'54.640
10	38.595	<b>33.158</b>	24.408	21.004	1'57.165	<b>208,4</b>	15:35'51.805
11	38.187	33.363	24.403	21.068	1'57.021	201,8	15:37'48.826

03/10/2021 P = Pits In/Out - C = Lap Time Cancelled

These data/results cannot be reproduced, stored and/or transmitted in whole or in part by any manner of electronic, mechanical, photocopying, recording, broadcasting or otherwise now known or herein after developed without the previous express consent by the copyright owner, except for reproduction in daily press and regular printed publications on sale to the public within 60 days of the event related to those data/results and always provided that copyright symbol appears together as follows below.

© DORNA WSBK ORGANIZATION Srl 2021





## Motul Portuguese Round, 1-3 October 2021

### Chronological Analysis Race 2

Portimao 4.592 m

Start at 15:16'14.606

2 / 5

12	39.032	33.385	24.516	21.289	1'58.222	202,2	15:39'47.048	11	38.548	<b>33.323</b>	24.233	20.940	1'57.044	203,7	15:37'49.624
13	38.597	33.553	24.273	21.603	1'58.026	204,1	15:41'45.074	12	38.438	34.196	24.285	21.090	1'58.009	<b>212,9</b>	15:39'47.633
Race Time 25'30.468								13	38.396	33.728	24.758	21.084	1'57.966	205,2	15:41'45.599

Race Time 25'30.993 + 0.001Pen

9° 73 J. PEREZ GONZALEZ (1'56.724)							
Lap	Seg.1	Seg.2	Seg.3	Seg.4	Lap Time	km/h	Local Time
1		34.407	24.880	21.136	2'02.644	146,6	15:18'17.250
2	38.498	33.497	24.268	<b>20.767</b>	1'57.030	201,4	15:20'14.280
3	38.493	<b>33.189</b>	<b>24.067</b>	20.975	<b>1'56.724</b>	208,0	15:22'11.004
4	38.353	33.606	24.122	20.935	1'57.016	206,8	15:24'08.020
5	<b>38.295</b>	33.750	24.292	20.967	1'57.304	203,3	15:26'05.324
6	38.782	33.808	24.595	21.216	1'58.401	<b>208,8</b>	15:28'03.726
7	38.542	33.559	24.302	21.108	1'57.511	195,6	15:30'01.236
8	38.761	33.482	24.117	21.000	1'57.360	195,2	15:31'58.596
9	38.396	33.464	24.210	20.925	1'56.995	201,4	15:33'55.591
10	38.452	33.397	24.561	21.593	1'58.003	208,4	15:35'53.594
11	38.568	33.460	24.068	21.022	1'57.118	194,9	15:37'50.712
12	38.462	33.307	24.290	20.984	1'57.043	202,2	15:39'47.755
13	38.449	33.767	24.164	21.143	1'57.523	205,6	15:41'45.278
Race Time 25'30.672							

13° 83 M. KAWAKAMI (1'56.981)							
Lap	Seg.1	Seg.2	Seg.3	Seg.4	Lap Time	km/h	Local Time
1		33.856	24.551	21.322	1'59.475	132,1	15:18'14.081
2	39.034	33.893	24.058	<b>20.700</b>	1'57.685	200,3	15:20'11.766
3	38.887	33.552	<b>23.825</b>	21.070	1'57.334	204,5	15:22'09.100
4	<b>38.276</b>	33.734	24.541	20.820	1'57.371	200,7	15:24'06.471
5	38.521	34.128	24.349	20.821	1'57.819	205,2	15:26'04.290
6	38.402	33.542	24.142	20.904	1'56.990	204,8	15:28'01.280
7	38.947	33.384	24.217	21.120	1'57.668	198,5	15:29'58.948
8	38.747	33.912	24.295	20.980	1'57.934	202,5	15:31'56.882
9	38.555	33.614	24.491	20.790	1'57.450	203,7	15:33'54.332
10	38.284	34.376	24.109	20.881	1'57.650	204,8	15:35'51.982
11	38.466	<b>33.191</b>	24.401	20.923	<b>1'56.981</b>	<b>206,8</b>	15:37'48.963
12	38.927	33.271	24.716	21.228	1'58.142	202,5	15:39'47.105
13	39.139	33.564	24.645	21.147	1'58.495	198,5	15:41'45.600
Race Time 25'30.994							

10° 8 B. IERACI (1'56.606)							
Lap	Seg.1	Seg.2	Seg.3	Seg.4	Lap Time	km/h	Local Time
1		33.783	24.187	21.288	2'00.488	140,7	15:18'15.094
2	38.680	33.602	24.066	20.788	1'57.136	201,0	15:20'12.230
3	38.521	33.650	<b>24.044</b>	20.757	1'56.972	204,1	15:22'09.202
4	38.573	33.682	24.360	20.844	1'57.459	202,5	15:24'06.661
5	38.693	34.090	24.385	20.838	1'58.006	<b>210,4</b>	15:26'04.667
6	38.965	33.538	24.328	20.878	1'57.709	208,8	15:28'02.376
7	<b>38.304</b>	<b>33.323</b>	24.262	<b>20.717</b>	<b>1'56.606</b>	203,7	15:29'58.982
8	39.050	33.450	24.293	21.022	1'57.815	199,9	15:31'56.797
9	39.241	33.344	24.491	20.721	1'57.797	200,3	15:33'54.594
10	38.833	33.400	24.429	20.794	1'57.456	207,2	15:35'52.050
11	38.886	33.377	24.133	20.864	1'57.260	203,7	15:37'49.310
12	38.831	33.915	24.178	21.134	1'58.058	210,0	15:39'47.368
13	38.450	33.734	24.742	21.029	1'57.955	205,2	15:41'45.323
Race Time 25'30.717							

14° 72 V. STEEMAN (1'56.952)							
Lap	Seg.1	Seg.2	Seg.3	Seg.4	Lap Time	km/h	Local Time
1		33.372	24.877	21.098	1'58.993	137,2	15:18'13.599
2	39.089	33.277	<b>24.148</b>	20.996	1'57.510	194,2	15:20'11.109
3	38.453	33.262	24.387	20.850	<b>1'56.952</b>	197,7	15:22'08.061
4	38.817	33.788	24.303	20.843	1'57.751	195,6	15:24'05.812
5	39.215	33.635	24.496	<b>20.760</b>	1'58.106	192,1	15:26'03.918
6	39.266	33.909	24.360	20.888	1'58.423	191,1	15:28'02.341
7	39.116	33.928	24.453	20.894	1'58.391	<b>202,9</b>	15:30'00.732
8	<b>38.395</b>	34.036	24.165	20.845	1'57.441	199,6	15:31'58.173
9	38.620	33.402	24.345	20.854	1'57.221	200,3	15:33'55.394
10	39.025	33.455	24.529	21.131	1'58.140	202,5	15:35'53.534
11	38.450	<b>33.252</b>	24.564	20.889	1'57.155	195,9	15:37'50.689
12	38.660	33.585	24.475	21.063	1'57.783	198,5	15:39'48.472
13	38.766	33.512	24.220	20.781	1'57.279	201,0	15:41'45.751
Race Time 25'31.145							

11° 80 G. MASTROLUCA (1'56.813)							
Lap	Seg.1	Seg.2	Seg.3	Seg.4	Lap Time	km/h	Local Time
1		33.976	24.523	21.134	2'00.879	139,1	15:18'15.485
2	38.544	33.453	24.173	<b>20.825</b>	1'56.995	<b>208,8</b>	15:20'12.480
3	38.640	33.476	24.265	21.141	1'57.522	198,1	15:22'10.002
4	39.197	33.913	24.754	21.252	1'59.116	193,5	15:24'09.118
5	38.699	33.481	<b>24.100</b>	21.276	1'57.556	200,3	15:26'06.674
6	39.037	33.157	24.257	21.119	1'57.570	195,6	15:28'04.244
7	38.668	33.333	24.199	20.954	1'57.154	204,8	15:30'01.398
8	<b>38.276</b>	33.888	24.238	21.064	1'57.466	202,9	15:31'58.864
9	38.343	33.477	24.359	21.163	1'57.342	204,5	15:33'56.206
10	38.604	33.143	24.550	21.387	1'57.684	197,4	15:35'53.890
11	38.286	<b>33.102</b>	24.221	21.204	<b>1'56.813</b>	203,7	15:37'50.703
12	38.633	33.246	24.553	21.165	1'57.597	201,8	15:39'48.300
13	<b>38.276</b>	33.491	24.643	20.878	1'57.288	198,8	15:41'45.588
Race Time 25'30.982							

15° 28 Y. RUIZ (1'56.768)							
Lap	Seg.1	Seg.2	Seg.3	Seg.4	Lap Time	km/h	Local Time
1		34.167	24.501	21.149	2'02.222	150,1	15:18'16.828
2	38.582	<b>33.122</b>	24.634	<b>20.821</b>	1'57.159	204,1	15:20'13.987
3	38.292	33.161	24.422	20.988	1'56.863	<b>207,6</b>	15:22'10.850
4	<b>38.072</b>	33.811	<b>23.971</b>	20.914	<b>1'56.768</b>	206,0	15:24'07.618
5	38.429	33.922	24.189	20.933	1'57.473	203,7	15:26'05.091
6	38.700	33.622	24.360	20.969	1'57.651	207,2	15:28'02.742
7	38.621	33.420	24.205	21.081	1'57.327	205,6	15:30'00.069
8	38.578	33.655	24.292	21.466	1'57.991	202,2	15:31'58.060
9	38.466	33.372	24.401	21.047	1'57.286	206,0	15:33'55.346
10	38.776	33.400	24.287	21.661	1'58.124	204,5	15:35'53.470
11	38.899	33.406	24.086	21.175	1'57.566	194,5	15:37'51.036
12	38.544	33.468	24.413	21.131	1'57.556	205,6	15:39'48.592
13	38.952	33.520	24.001	21.120	1'57.593	201,4	15:41'46.185
Race Time 25'31.579							

12° 85 K. SABATUCCI (1'56.801)							
Lap	Seg.1	Seg.2	Seg.3	Seg.4	Lap Time	km/h	Local Time
1		33.535	24.524	21.048	1'59.823	138,6	15:18'14.429
2	39.549	33.589	24.344	<b>20.745</b>	1'58.227	201,4	15:20'12.656
3	38.216	33.496	24.643	20.974	1'57.329	202,9	15:22'09.985
4	38.940	33.705	24.220	20.937	1'57.802	194,2	15:24'07.787
5	38.161	33.973	24.569	20.850	1'57.553	208,8	15:26'05.340
6	38.911	33.736	24.609	21.180	1'58.436	208,8	15:28'03.776
7	38.758	33.382	24.684	20.828	1'57.652	195,6	15:30'01.428
8	38.258	33.663	<b>24.081</b>	20.813	1'56.815	199,2	15:31'58.243
9	<b>38.023</b>	33.523	24.414	20.841	<b>1'56.801</b>	207,6	15:33'55.044
10	38.571	33.491	24.327	21.147	1'57.536	204,5	15:35'52.580

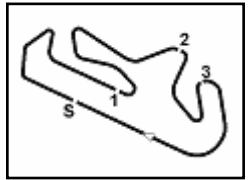
16° 98 A. MILLAN GOMEZ (1'57.051)							
Lap	Seg.1	Seg.2	Seg.3	Seg.4	Lap Time	km/h	Local Time
1		34.007	24.418	21.320	2'01.536	150,3	15:18'16.142
2	39.767	33.830	23.981	<b>20.822</b>	1'58.400	203,3	15:20'14.542
3	38.641	33.536	24.241	20.848	1'57.266	206,0	15:22'11.808
4	38.538	33.862	24.202	20.883	1'57.485	204,8	15:24'09.293
5	<b>38.274</b>	34.266	<b>23.953</b>	21.262	1'57.755	203,3	15:26'07.048
6	38.463	33.657	24.113	21.155	1'57.388	204,5	15:28'04.436
7	38.734	33.500	24.217	20.850	1'57.301	<b>206,8</b>	15:30'01.737
8	38.701	33.627	24.000	20.924	1'57.252	204,8	15:31'58.989
9	38.427	33.506	24.246	21.080	1'57.259	203,7	15:33'56.248

03/10/2021 P = Pits In/Out - C = Lap Time Cancelled

These data/results cannot be reproduced, stored and/or transmitted in whole or in part by any manner of electronic, mechanical, photocopying, recording, broadcasting or otherwise now known or herein after developed without the previous express consent by the copyright owner, except for reproduction in daily press and regular printed publications on sale to the public within 60 days of the event related to those data/results and always provided that copyright symbol appears together as follows below.

© DORNA WSBK ORGANIZATION Srl 2021





## Motul Portuguese Round, 1-3 October 2021

### Chronological Analysis Race 2

Portimao 4.592 m

Start at 15:16'14.606

3 / 5

10	38.897	<b>33.395</b>	24.516	21.333	1'58.141	195,9	15:35'54.389	9	39.115	33.772	24.369	21.812	1'59.068	192,1	15:34'01.234
11	38.553	<b>33.395</b>	24.032	21.071	1'57.051	197,0	15:37'51.440	10	40.045	34.040	24.360	21.125	1'59.570	188,8	15:36'00.804
12	38.493	<b>33.428</b>	24.217	21.089	1'57.227	199,2	15:39'48.667	11	39.036	33.619	24.483	21.466	1'58.604	200,7	15:37'59.408
13	38.625	33.904	24.051	20.976	1'57.556	206,4	15:41'46.223	12	39.305	33.621	24.392	21.411	1'58.729	192,8	15:39'58.137
								13	39.474	33.533	24.351	21.149	1'58.507	190,1	15:41'56.644
								Race Time 25'31.617							

Race Time 25'42.038

17° 54 B. SOFUOGLU (1'56.948)															
Lap	Seg.1	Seg.2	Seg.3	Seg.4	Lap Time	km/h	Local Time								
1		33.420	24.954	21.111	1'58.801	126,0	15:18'13.407								
2	38.704	33.300	<b>23.879</b>	21.065	1'56.948	191,8	15:20'10.355								
3	38.530	33.473	24.253	21.212	1'57.468	197,7	15:22'07.823								
4	39.045	33.545	24.310	21.044	1'57.944	188,1	15:24'05.767								
5	38.470	33.906	24.516	21.052	1'57.944	197,0	15:26'03.711								
6	39.712	33.824	24.429	20.745	1'58.710	189,4	15:28'02.421								
7	38.642	33.142	24.487	20.815	1'57.086	202,2	15:29'59.507								
8	38.951	33.969	24.076	<b>20.520</b>	1'57.516	<b>203,7</b>	15:31'57.023								
9	38.816	<b>33.132</b>	24.303	20.915	1'57.166	200,3	15:33'54.189								
10	38.489	33.365	24.276	21.172	1'57.302	201,8	15:35'51.491								
11	38.376	33.367	24.391	20.927	1'57.061	195,2	15:37'48.552								
12	38.763	33.399	24.568	21.079	1'57.799	199,9	15:39'46.351								
13	<b>38.256</b>	34.008	23.880	20.975	1'57.119	202,2	15:41'43.407								
								Race Time 25'28.864 + 3.000Pen							

21° 11 A. CARRASCO (1'57.539)															
Lap	Seg.1	Seg.2	Seg.3	Seg.4	Lap Time	km/h	Local Time								
1		33.912	24.853	21.136	2'01.505	146,6	15:18'16.111								
2	39.705	33.757	24.603	20.823	1'58.888	204,1	15:20'14.999								
3	38.694	33.583	24.442	<b>20.820</b>	1'57.539	204,1	15:22'12.538								
4	39.101	33.553	24.431	20.931	1'58.016	200,7	15:24'10.554								
5	38.936	33.589	24.388	21.473	1'58.386	<b>206,0</b>	15:26'08.940								
6	38.937	33.541	24.446	21.088	1'58.012	197,7	15:28'06.952								
7	38.437	33.792	24.962	21.043	1'58.234	202,5	15:30'05.186								
8	39.080	34.012	24.457	20.969	1'58.518	192,8	15:32'03.704								
9	<b>38.280</b>	<b>33.496</b>	24.444	21.367	1'57.587	198,8	15:34'01.291								
10	39.622	33.874	24.542	21.314	1'59.352	191,1	15:36'00.643								
11	39.278	33.669	24.523	21.336	1'58.806	194,9	15:37'59.449								
12	39.386	33.684	24.372	21.214	1'58.656	190,4	15:39'58.105								
13	38.905	33.758	<b>24.365</b>	21.586	1'58.614	192,5	15:41'56.719								
								Race Time 25'42.113							

18° 43 H. KHOURI (1'56.609)															
Lap	Seg.1	Seg.2	Seg.3	Seg.4	Lap Time	km/h	Local Time								
1		34.088	24.528	21.248	2'02.221	148,6	15:18'16.827								
2	38.795	33.512	24.218	<b>20.734</b>	1'57.259	203,7	15:20'14.086								
3	38.829	33.484	24.035	21.056	1'57.404	<b>212,5</b>	15:22'11.490								
4	38.441	33.647	24.602	21.092	1'57.782	201,4	15:24'09.272								
5	38.782	33.693	24.220	21.056	1'57.751	197,7	15:26'07.023								
6	38.357	33.436	24.217	20.851	1'56.861	201,0	15:28'03.884								
7	38.850	33.384	24.196	20.906	1'57.336	195,2	15:30'01.220								
8	38.955	33.805	24.283	20.765	1'57.808	198,1	15:31'59.028								
9	<b>38.212</b>	<b>33.343</b>	24.250	20.804	1'56.609	207,6	15:33'55.637								
10	38.529	33.560	24.439	21.455	1'57.983	207,6	15:35'53.620								
11	38.890	33.639	<b>23.943</b>	21.000	1'57.472	197,0	15:37'51.092								
12	38.572	33.534	24.621	21.067	1'57.794	207,2	15:39'48.886								
13	39.006	33.714	24.376	21.266	1'58.362	207,6	15:41'47.248								
								Race Time 25'32.642							

22° 53 P. SVOBODA (1'57.073)															
Lap	Seg.1	Seg.2	Seg.3	Seg.4	Lap Time	km/h	Local Time								
1		33.887	24.780	21.014	2'01.677	144,5	15:18'16.283								
2	39.119	33.619	24.922	<b>20.578</b>	1'58.238	<b>206,8</b>	15:20'14.521								
3	38.459	<b>33.582</b>	24.237	20.795	1'57.073	203,3	15:22'11.594								
4	38.509	33.837	24.355	20.958	1'57.659	201,8	15:24'09.253								
5	<b>38.334</b>	33.623	24.345	21.145	1'57.447	202,2	15:26'06.700								
6	39.521	33.872	25.070	21.063	1'59.526	192,1	15:28'06.226								
7	39.021	33.760	24.675	21.252	1'58.708	192,1	15:30'04.934								
8	38.712	34.173	24.602	21.058	1'58.545	198,5	15:32'03.479								
9	39.035	33.635	24.331	21.028	1'58.029	192,8	15:34'01.508								
10	39.173	33.723	24.770	21.352	1'59.018	193,5	15:36'00.526								
11	39.994	33.665	24.457	21.034	1'59.150	193,2	15:37'59.676								
12	39.448	33.767	24.231	21.057	1'58.503	193,5	15:39'58.179								
13	39.225	34.033	<b>24.213</b>	21.337	1'58.808	189,4	15:41'56.987								
								Race Time 25'42.381							

19° 87 T. KAWAKAMI (1'56.943)															
Lap	Seg.1	Seg.2	Seg.3	Seg.4	Lap Time	km/h	Local Time								
1		33.693	24.894	21.301	1'58.779	127,9	15:18'13.385								
2	38.756	33.368	<b>24.001</b>	20.940	1'57.065	194,2	15:20'10.450								
3	38.684	<b>33.320</b>	24.524	20.853	1'57.381	196,3	15:22'07.831								
4	39.219	33.991	24.318	20.996	1'58.524	188,1	15:24'06.355								
5	39.198	33.480	24.321	<b>20.725</b>	1'57.724	204,5	15:26'04.079								
6	38.328	33.829	24.337	20.805	1'57.299	200,7	15:28'01.378								
7	38.564	33.453	24.100	21.055	1'57.172	199,6	15:29'58.550								
8	38.656	33.668	24.121	21.187	1'57.632	198,1	15:31'56.182								
9	39.096	33.507	24.605	20.884	1'58.092	193,8	15:33'54.274								
10	38.839	33.611	24.204	20.955	1'57.609	202,5	15:35'51.883								
11	<b>38.254</b>	33.397	24.351	20.941	1'56.943	<b>207,2</b>	15:37'48.826								
12	39.482	34.041	24.621	21.378	1'59.522	197,0	15:39'48.348								
13	39.153	34.007	24.215	21.585	1'58.960	198,8	15:41'47.308								
								Race Time 25'32.702							

23° 7 J. GIMBERT (1'57.442)															
Lap	Seg.1	Seg.2	Seg.3	Seg.4	Lap Time	km/h	Local Time								
1		33.933	24.898	21.043	2'01.543	143,1	15:18'16.149								
2	<b>38.397</b>	33.706	<b>24.300</b>	<b>21.039</b>	1'57.442	207,2	15:20'13.591								
3	39.195	<b>33.507</b>	24.847	21.202	1'58.751	201,4	15:22'12.342								
4	38.671	33.625	24.553	21.321	1'58.170	199,2	15:24'10.512								
5	39.061	33.578	24.449	21.503	1'58.591	<b>208,8</b>	15:26'09.103								
6	38.540	33.645	24.344	21.220	1'57.749	199,6	15:28'06.852								
7	38.524	33.597	24.433	21.336	1'57.890	201,4	15:30'04.742								
8	38.775	33.841	24.358	21.338	1'58.312	193,2	15:32'03.054								
9	38.638	33.625	24.314	21.608	1'58.185	193,5	15:34'01.239								
10	39.443	33.544	24.374	21.675	1'59.036	188,8	15:36'00.275								
11	40.125	33.595	24.375	21.135	1'59.230	187,5	15:37'59.505								
12	38.861	33.709	24.389	21.702	1'58.661	193,2	15:39'58.166								
13	38.943	33.875	24.351	21.654	1'58.823	191,8	15:41'56.989								
								Race Time 25'42.383							

20° 59 A. ZANCA (1'57.252)							
Lap	Seg.1	Seg.2	Seg.3	Seg.4	Lap Time	km/h	Local Time
1		34.186	24.823	20.963	2'02.647	147,2	15:18'17.253
2	38.873	33.777	24.489	<b>20.811</b>	1'57.950	199,9	15:20'15.203
3	38.510	33.417	24.354	21.065	1'57.346	206,4	15:22'12.549
4	<b>38.341</b>	33.628	24.393	20.890	1'57.252	<b>206,8</b>	15:24'09.801
5	38.886	33.474	<b>24.177</b>	20.938	1'57.475	204,5	15:26'07.276
6	38.942	34.034	24.643	21.277	1'58.896	203,3	15:28'06.172
7	38.774	<b>33.326</b>	24.185	21.327	1'57.612	193,8	15:30'03.784
8	38.973	33.575	24.328	21.506	1'58.382	191,8	15:32'02.166

24° 93 M. GAGGI (1'57.394)							
Lap	Seg.1	Seg.2	Seg.3	Seg.4	Lap Time	km/h	Local Time
1		34.339	24.769	21.270	2'03.107	147,2	15:18'17.713
2	39.044	33.532	24.347	21.108	1'58.031	199,9	15:20'15.744
3	38.678	<b>33.384</b>	24.246	<b>21.086</b>	1'57.394	201,4	15:22'13.138
4	38.988	33.688	24.303	21.108	1'58.087	199,9	15:24'11.225
5	38.716	33.514	24.358	21.322	1'57.910	<b>205,2</b>	15:26'09.135
6	39.075	33.584	24.226	21.138	1'58.023	201,8	15:28'07.158
7	<b>38.588</b>	33.526	24.665	21.227	1'58.006	204,5	15:30'05.164

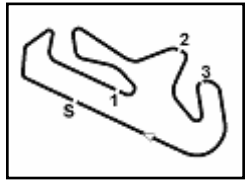
03/10/2021

P = Pits In/Out - C = Lap Time Cancelled

These data/results cannot be reproduced, stored and/or transmitted in whole or in part by any manner of electronic, mechanical, photocopying, recording, broadcasting or otherwise now known or herein after developed without the previous express consent by the copyright owner, except for reproduction in daily press and regular printed publications on sale to the public within 60 days of the event related to those data/results and always provided that copyright symbol appears together as follows below.

© DORNA WSBK ORGANIZATION Srl 2021





## Motul Portuguese Round, 1-3 October 2021

### Chronological Analysis Race 2

Portimao 4.592 m

4 / 5

Start at 15:16'14.606

8	38.910	33.918	<b>24.140</b>	21.316	1'58.284	197,4	15:32'03.448	7	38.470	33.347	24.422	<b>20.662</b>	<b>1'56.901</b>	<b>217,2</b>	15:29'59.584		
9	38.818	33.485	24.289	21.369	1'57.961	194,9	15:34'01.409	8	38.804	33.423	24.288	20.735	1'57.250	209,6	15:31'56.834		
10	39.427	33.697	24.470	21.659	1'59.253	192,5	15:36'00.662	9	38.304	33.438	24.430	20.886	1'57.058	198,5	15:33'53.892		
11	40.105	33.846	24.519	21.209	1'59.679	193,8	15:38'00.341	10	38.521	33.524	24.253	21.076	1'57.374	195,6	15:35'51.266		
12	39.387	33.415	24.370	21.257	1'58.429	202,9	15:39'58.770	11	38.136	33.392	24.052	21.431	1'57.011	203,7	15:37'48.277		
13	39.087	33.708	24.247	21.231	1'58.273	202,5	15:41'57.043	12	39.160	33.448	24.749	20.779	1'58.136	192,1	15:39'46.413		
								Race Time	25'42.437	13	<b>38.104</b>	34.272	42.270	21.686	2'16.332	202,9	15:42'02.745
								Race Time	25'48.139								

#### 25° 23 S. MARKARIAN (1'57.524)

Lap	Seg.1	Seg.2	Seg.3	Seg.4	Lap Time	km/h	Local Time		
1		<b>33.540</b>	24.462	21.158	1'59.826	138,4	15:18'14.432		
2	39.067	33.695	<b>24.129</b>	<b>20.633</b>	<b>1'57.524</b>	200,7	15:20'11.956		
3	39.118	34.109	24.593	20.962	1'58.782	<b>210,0</b>	15:22'10.738		
4	39.230	34.214	24.449	21.052	1'58.945	195,9	15:24'09.683		
5	39.217	34.043	24.338	21.698	1'59.296	206,4	15:26'08.979		
6	39.445	33.675	24.383	21.362	1'58.865	198,5	15:28'07.844		
7	38.971	33.639	24.450	21.189	1'58.249	194,9	15:30'06.093		
8	39.352	33.948	24.212	21.341	1'58.853	190,8	15:32'04.946		
9	<b>38.905</b>	33.961	24.405	21.522	1'58.793	195,2	15:34'03.739		
10	39.159	33.725	24.211	21.606	1'58.701	191,4	15:36'02.440		
11	39.243	33.555	24.324	20.918	1'58.040	189,4	15:38'00.480		
12	39.008	33.586	24.602	21.097	1'58.293	199,2	15:39'58.773		
13	39.022	33.884	24.348	21.033	1'58.287	199,9	15:41'57.060		
								Race Time	25'42.454

#### 29° 41 M. GARCIA (1'57.927)

Lap	Seg.1	Seg.2	Seg.3	Seg.4	Lap Time	km/h	Local Time		
1		34.395	24.981	21.294	2'02.619	144,5	15:18'17.225		
2	39.497	<b>33.990</b>	24.446	<b>21.116</b>	1'59.049	196,7	15:20'16.274		
3	38.935	<b>33.442</b>	24.243	<b>21.307</b>	<b>1'57.927</b>	<b>199,6</b>	15:22'14.201		
4	39.031	33.661	24.461	21.462	1'58.615	194,9	15:24'12.816		
5	38.899	33.620	24.336	21.383	1'58.238	193,8	15:26'11.054		
6	<b>38.873</b>	34.011	24.345	21.402	1'58.631	194,2	15:28'09.685		
7	39.030	33.624	<b>24.227</b>	21.582	1'58.463	191,8	15:28'08.148		
8	39.025	33.757	24.378	21.604	1'58.764	190,8	15:32'06.912		
9	39.254	33.695	24.396	21.583	1'58.928	190,1	15:34'05.840		
10	39.410	33.602	24.555	21.901	1'59.468	187,2	15:36'05.308		
11	39.489	33.668	24.485	21.768	1'59.410	186,2	15:38'04.718		
12	39.344	33.693	24.568	21.876	1'59.481	186,5	15:40'04.199		
13	39.731	33.881	24.413	21.735	1'59.760	186,2	15:42'03.959		
								Race Time	25'49.353

#### 26° 35 Y. SAIZ MARQUEZ (1'57.241)

Lap	Seg.1	Seg.2	Seg.3	Seg.4	Lap Time	km/h	Local Time		
1		34.261	24.877	21.046	2'03.136	153,3	15:18'17.742		
2	38.825	33.775	24.571	20.903	1'58.074	203,3	15:20'15.816		
3	38.793	33.415	<b>24.258</b>	20.995	1'57.461	199,6	15:22'13.277		
4	38.586	33.650	24.359	21.111	1'57.706	<b>203,7</b>	15:24'10.983		
5	38.765	33.603	24.681	21.096	1'58.145	<b>203,7</b>	15:26'09.128		
6	39.595	33.619	24.602	21.099	1'58.915	<b>203,7</b>	15:28'08.043		
7	<b>38.166</b>	<b>33.309</b>	24.799	20.967	<b>1'57.241</b>	201,8	15:30'05.284		
8	38.546	34.364	24.390	20.946	1'58.246	198,5	15:32'03.530		
9	39.102	33.636	24.593	21.061	1'58.392	193,8	15:34'01.922		
10	39.418	33.831	24.290	21.374	1'58.913	202,5	15:36'00.835		
11	39.774	33.883	24.845	21.025	1'59.527	201,0	15:38'00.362		
12	39.659	33.413	24.511	21.175	1'58.758	200,7	15:39'59.120		
13	39.017	33.781	24.286	<b>20.882</b>	1'57.966	201,4	15:41'57.086		
								Race Time	25'42.480

#### 30° 97 F. PALAZZI (1'59.422)

Lap	Seg.1	Seg.2	Seg.3	Seg.4	Lap Time	km/h	Local Time		
1		34.517	25.219	21.538	2'04.185	150,5	15:18'18.791		
2	39.743	34.174	24.924	21.537	2'00.378	195,9	15:20'19.169		
3	39.394	33.937	24.646	21.556	1'59.533	191,1	15:22'18.702		
4	40.013	33.880	24.834	21.526	2'00.253	188,5	15:24'18.955		
5	39.332	33.862	24.970	<b>21.354</b>	1'59.518	<b>196,7</b>	15:26'18.473		
6	<b>39.099</b>	34.114	<b>24.564</b>	21.645	<b>1'59.422</b>	194,9	15:28'17.895		
7	39.780	34.244	24.724	21.767	2'00.515	187,5	15:30'18.410		
8	39.599	33.894	24.781	21.522	1'59.796	191,4	15:32'18.206		
9	39.313	34.078	24.653	21.648	1'59.692	191,8	15:34'17.898		
10	39.903	33.848	24.933	21.408	2'00.092	189,1	15:36'17.990		
11	39.394	33.966	24.650	21.690	1'59.700	187,8	15:38'17.690		
12	39.759	33.984	24.654	21.681	2'00.078	187,5	15:40'17.768		
13	39.496	<b>33.776</b>	24.641	21.722	1'59.635	186,8	15:42'17.403		
								Race Time	26'02.797

#### 27° 32 T. ALONSO (1'57.733)

Lap	Seg.1	Seg.2	Seg.3	Seg.4	Lap Time	km/h	Local Time		
1		33.846	24.649	21.152	2'01.176	141,8	15:18'15.782		
2	<b>38.680</b>	33.679	24.579	20.941	1'57.879	202,2	15:20'13.661		
3	39.266	33.757	24.588	21.151	1'58.762	202,9	15:22'12.423		
4	39.524	33.783	24.563	21.166	1'59.036	200,7	15:24'11.459		
5	38.757	<b>33.467</b>	24.488	21.021	<b>1'57.733</b>	<b>203,7</b>	15:26'09.192		
6	39.399	33.623	24.461	21.230	1'58.713	201,8	15:28'07.905		
7	39.140	33.549	<b>24.163</b>	21.341	1'58.193	192,8	15:30'06.098		
8	39.107	33.513	24.196	20.959	1'57.775	190,4	15:32'03.873		
9	39.014	33.564	24.223	20.963	1'57.764	202,9	15:34'01.637		
10	38.765	33.645	24.314	22.031	1'58.755	197,0	15:36'00.392		
11	40.066	33.868	24.470	21.173	1'59.577	190,4	15:37'59.969		
12	39.402	33.592	24.828	<b>21.262</b>	1'59.084	196,3	15:39'59.053		
13	39.133	33.826	24.361	<b>20.765</b>	1'58.085	198,8	15:41'57.138		
								Race Time	25'42.532

#### 31° 66 D. BORGES (1'59.412)

Lap	Seg.1	Seg.2	Seg.3	Seg.4	Lap Time	km/h	Local Time		
1		34.880	25.408	21.592	2'05.627	150,1	15:18'20.233		
2	<b>39.049</b>	<b>33.800</b>	25.196	21.378	1'59.423	<b>197,7</b>	15:20'19.656		
3	39.412	33.983	24.920	<b>21.097</b>	<b>1'59.412</b>	194,5	15:22'19.068		
4	39.112	34.045	24.995	21.451	1'59.603	195,9	15:24'18.671		
5	39.211	34.084	24.935	21.316	1'59.546	189,8	15:26'18.217		
6	39.940	34.131	24.899	21.179	2'00.149	188,8	15:28'18.366		
7	39.585	34.330	24.723	21.546	2'00.184	194,9	15:30'18.550		
8	39.075	34.139	<b>24.671</b>	21.539	1'59.424	188,8	15:32'17.974		
9	39.809	34.013	24.725	21.364	1'59.911	186,8	15:34'17.885		
10	39.558	34.031	24.849	21.579	2'00.017	185,9	15:36'17.902		
11	39.625	34.097	24.809	21.633	2'00.164	185,2	15:38'18.066		
12	39.488	34.169	24.825	21.818	2'00.300	195,2	15:40'18.366		
13	39.360	33.864	24.840	21.823	1'59.887	190,4	15:42'18.253		
								Race Time	26'03.647

#### 28° 1 J. BUIS (1'56.901)

Lap	Seg.1	Seg.2	Seg.3	Seg.4	Lap Time	km/h	Local Time
1		33.663	24.272	21.480	1'58.105	132,1	15:18'12.711
2	38.904	<b>33.329</b>	<b>23.924</b>	21.263	1'57.420	189,4	15:20'10.131
3	38.764	33.373	24.137	21.247	1'57.521	190,4	15:22'07.652
4	39.005	33.590	24.319	21.089	1'58.003	191,4	15:24'05.655
5	38.891	33.582	24.303	21.238	1'58.014	194,2	15:26'03.669
6	40.051	33.748	24.509	20.706	1'59.014	190,8	15:28'02.683

#### 32° 77 R. BIJMAN (1'56.302)

Lap	Seg.1	Seg.2	Seg.3	Seg.4	Lap Time	km/h	Local Time
1		34.097	24.825	20.981	2'01.709	147,6	15:18'16.315
2	38.618	33.411	24.708	20.805	1'57.542	204,1	15:20'13.857
3	<b>38.109</b>	<b>33.213</b>	24.805	20.903	1'57.030	204,8	15:22'10.887
4	38.438	33.730	24.941	21.173	1'58.282	203,3	15:24'09.169
5	38.137	33.385	<b>24.072</b>	20.708	<b>1'56.302</b>	199,9	15:26'05.471

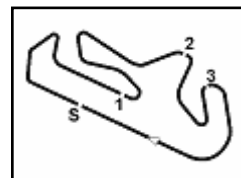
03/10/2021 P = Pits In/Out - C = Lap Time Cancelled

These data/results cannot be reproduced, stored and/or transmitted in whole or in part by any manner of electronic, mechanical, photocopying, recording, broadcasting or otherwise now known or herein after developed without the previous express consent by the copyright owner, except for reproduction in daily press and regular printed publications on sale to the public within 60 days of the event related to those data/results and always provided that copyright symbol appears together as follows below.

© DORNA WSBK ORGANIZATION Srl 2021







## Motul Portuguese Round, 1-3 October 2021

### Chronological Analysis Race 2

Portimao 4.592 m

Start at 15:16'14.606

5 / 5

Lap	Seg.1	Seg.2	Seg.3	Seg.4	Lap Time	km/h	Local Time	RET	Seg.1	Seg.2	Seg.3	Seg.4	Lap Time	km/h	Local Time
6	38.933	33.657	24.311	21.423	1'58.324	<b>210,4</b>	15:28'03.795	5	<b>39.878</b>	34.296	25.099	21.888	2'01.161	187,8	15:26'25.837
7	38.136	33.475	24.118	<b>20.643</b>	1'56.372	200,3	15:30'00.167	6	39.968	34.378	24.937	22.281	2'01.564	184,9	15:28'27.401
8	38.589	57.705	25.028	21.621	2'22.943	204,1	15:32'23.110	7	40.207	34.415	24.955	21.891	2'01.468	183,7	15:30'28.869
9	39.591	34.340	24.411	21.694	2'00.036	184,0	15:34'23.146	8	40.019	<b>34.258</b>	24.825	21.915	<b>2'01.017</b>	182,7	15:32'29.886
10	39.487	33.853	24.475	21.763	1'59.578	183,0	15:36'22.724	9	39.991	34.702	<b>24.820</b>	22.104	2'01.617	184,0	15:34'31.503
11	39.379	34.088	25.211	21.754	2'00.432	182,1	15:38'23.156	10	40.102	34.353	24.901	22.032	2'01.388	181,2	15:36'32.891
12	39.375	34.026	24.838	21.819	2'00.058	182,4	15:40'23.214	11	40.669	34.912	25.256	22.412	2'03.249	181,8	15:38'36.140
13	39.391	34.032	24.629	22.279	2'00.331	182,1	15:42'23.545	12	41.819	36.917	26.345	22.546	2'07.627	181,8	15:40'43.767
								13	45.178	43.105	30.125	22.952	2'21.360	180,9	15:43'05.127
								Race Time 26'08.939							

Race Time 26'50.521

#### 33° 55 A. FRAPPOLA (1'59.182)

Lap	Seg.1	Seg.2	Seg.3	Seg.4	Lap Time	km/h	Local Time
1	34.391	24.820	21.793	2'04.264	149,3	15:18'18.870	
2	39.641	34.093	25.240	21.655	2'00.629	197,7	15:20'19.499
3	39.508	33.921	24.575	21.633	1'59.637	194,9	15:22'19.136
4	39.669	34.150	24.748	21.654	2'00.221	<b>199,2</b>	15:24'19.357
5	39.271	<b>33.835</b>	24.756	<b>21.320</b>	<b>1'59.182</b>	194,2	15:26'18.539
6	39.385	34.180	24.593	21.793	1'59.951	194,5	15:28'18.490
7	<b>39.244</b>	34.748	24.703	22.530	2'01.225	197,7	15:30'19.715
8	39.872	34.309	24.774	22.103	2'01.058	185,5	15:32'20.773
9	39.742	34.264	<b>24.569</b>	22.209	2'00.784	186,2	15:34'21.557
10	40.038	34.463	24.685	22.087	2'01.273	183,0	15:36'22.830
11	39.569	34.218	25.020	21.915	2'00.722	187,8	15:38'23.552
12	39.529	34.155	24.627	21.913	2'00.224	188,5	15:40'23.776
13	39.492	34.178	24.615	22.104	2'00.389	188,5	15:42'24.165
Race Time 26'09.559							

#### RET 15 A. COPPOLA (1'57.190)

Lap	Seg.1	Seg.2	Seg.3	Seg.4	Lap Time	km/h	Local Time
1	33.977	24.500	21.346	1'59.839	135,3	15:18'14.445	
2	40.052	33.485	<b>24.252</b>	20.774	1'58.563	202,5	15:20'13.008
3	38.402	33.679	24.376	20.797	1'57.254	<b>204,1</b>	15:22'10.262
4	38.464	34.127	24.408	20.782	1'57.781	201,4	15:24'08.043
5	38.513	33.528	24.523	20.898	1'57.462	200,7	15:26'05.505
6	38.806	33.952	24.446	21.586	1'58.790	203,3	15:28'04.295
7	38.731	33.359	24.350	<b>20.750</b>	<b>1'57.190</b>	198,1	15:30'01.485
8	<b>38.359</b>	33.793	24.295	21.041	1'57.488	200,7	15:31'58.973
9	38.588	33.293	24.450	21.100	1'57.431	200,7	15:33'56.404
Race Time 17'41.798							

#### RET 46 S. DI SORA (1'56.699)

Lap	Seg.1	Seg.2	Seg.3	Seg.4	Lap Time	km/h	Local Time
1	33.607	24.265	20.988	1'59.942	140,5	15:18'14.548	
2	38.719	33.696	23.989	20.795	1'57.199	204,1	15:20'11.747
3	38.654	<b>33.205</b>	<b>23.957</b>	20.883	<b>1'56.699</b>	<b>207,6</b>	15:22'08.446
4	38.856	34.017	24.206	20.812	1'57.891	201,4	15:24'06.337
5	<b>38.522</b>	33.474	24.627	20.886	1'57.509	206,8	15:26'03.846
6	39.017	33.961	24.222	20.813	1'58.013	197,0	15:28'01.859
7	39.508	33.674	24.346	<b>20.763</b>	1'58.291	197,4	15:30'00.150
8	38.813	45.024	25.939	24.900	2'14.676	199,9	15:32'14.826
Race Time 16'00.220							

#### 34° 56 J. KOCOUREK (2'00.213)

Lap	Seg.1	Seg.2	Seg.3	Seg.4	Lap Time	km/h	Local Time
1	34.796	25.027	<b>21.918</b>	2'05.347	154,4	15:18'19.953	
2	40.379	34.465	24.654	21.951	2'01.449	<b>189,8</b>	15:20'21.402
3	40.070	34.286	24.430	22.010	2'00.796	188,8	15:22'22.198
4	39.788	34.551	24.723	22.118	2'01.180	184,0	15:24'23.378
5	39.773	34.273	24.569	21.983	2'00.598	184,6	15:26'23.976
6	39.827	34.287	24.485	22.069	2'00.668	183,4	15:28'24.644
7	39.807	<b>33.940</b>	24.555	22.230	2'00.532	182,7	15:30'25.176
8	39.920	34.465	24.425	22.044	2'00.854	182,1	15:32'26.030
9	<b>39.470</b>	34.327	<b>24.343</b>	22.073	<b>2'00.213</b>	184,3	15:34'26.243
10	39.873	34.052	24.578	22.186	2'00.689	181,8	15:36'26.932
11	39.838	34.199	24.377	22.185	2'00.599	182,1	15:38'27.531
12	39.758	34.165	24.390	22.193	2'00.506	182,7	15:40'28.037
13	39.734	34.084	24.503	22.128	2'00.449	181,8	15:42'28.486
Race Time 26'13.880							

#### 35° 22 J. ROMERO (2'01.297)

Lap	Seg.1	Seg.2	Seg.3	Seg.4	Lap Time	km/h	Local Time
1	34.903	25.096	22.158	2'06.350	153,1	15:18'20.956	
2	40.335	34.589	<b>24.652</b>	<b>21.903</b>	2'01.479	<b>188,8</b>	15:20'22.435
3	40.085	34.530	24.734	22.115	2'01.464	188,5	15:22'23.899
4	40.176	34.537	24.818	22.320	2'01.851	184,9	15:24'25.750
5	<b>39.953</b>	<b>34.356</b>	24.874	22.114	<b>2'01.297</b>	185,2	15:26'27.047
6	40.300	36.464	25.118	22.465	2'04.347	181,8	15:28'31.394
7	40.381	34.853	24.867	22.616	2'02.717	181,8	15:30'34.111
8	40.473	35.197	24.904	22.410	2'02.984	179,1	15:32'37.095
9	40.172	34.901	24.778	22.689	2'02.540	178,8	15:34'39.635
10	40.720	41.435	24.840	22.610	2'09.605	177,6	15:36'49.240
11	40.932	34.861	24.753	22.939	2'03.485	177,3	15:38'52.725
12	40.510	34.695	24.928	22.562	2'02.695	179,4	15:40'55.420
13	40.358	34.968	24.926	22.746	2'02.998	180,0	15:42'58.418
Race Time 26'43.812							

#### 36° 70 M. DUARTE (2'01.017)

Lap	Seg.1	Seg.2	Seg.3	Seg.4	Lap Time	km/h	Local Time
1	34.887	25.610	21.896	2'05.718	152,4	15:18'20.324	
2	40.272	34.608	24.875	<b>21.717</b>	2'01.472	<b>199,9</b>	15:20'21.796
3	40.071	34.590	25.097	21.726	2'01.484	195,2	15:22'23.280
4	39.999	34.505	24.981	21.911	2'01.396	187,8	15:24'24.676

03/10/2021 P = Pits In/Out - C = Lap Time Cancelled

These data/results cannot be reproduced, stored and/or transmitted in whole or in part by any manner of electronic, mechanical, photocopying, recording, broadcasting or otherwise now known or herein after developed without the previous express consent by the copyright owner, except for reproduction in daily press and regular printed publications on sale to the public within 60 days of the event related to those data/results and always provided that copyright symbol appears together as follows below.

© DORNA WSBK ORGANIZATION Srl 2021

