

## Motul Portuguese Round, 1-3 October 2021

### Biographical Entry List

Portimao 4.592 m

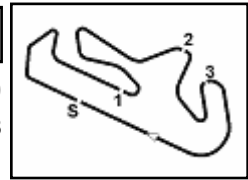
No.	Rider (Abbreviation)	Nat	Bike	Wins	Podiums	Pole	Races	Tyres
	Age Date of Birth Place of Birth		Team	2021	2021	2021	2021	
1	<b>BUIS Jeffrey</b> (Bui) 19 27/12/2001 Meppel	NED	<b>Kawasaki Ninja 400</b> MTM Kawasaki	7 3	13 5	1	37 14	Pirelli
2	<b>GIMBERT Johan</b> (Gim) 16 11/01/2005 Bagnoles En Foret	FRA	<b>Kawasaki Ninja 400</b> OUTDO TPR Team Pedercini Racing				26 14	Pirelli
3	<b>IERACI Bruno</b> (Ier) 21 14/08/2000 Giulianova	ITA	<b>Kawasaki Ninja 400</b> Prodina Team WorldSSP300		1		30 7	Pirelli
4	<b>CARRASCO Ana</b> (CaA) 24 10/03/1997 Murcia	ESP	<b>Kawasaki Ninja 400</b> Kawasaki Provec WorldSSP300	7 1	12 1	3	48 14	Pirelli
5	<b>COPPOLA Alfonso</b> (Cop) 24 15/09/1997 Scafati	ITA	<b>Yamaha YZF-R3</b> Team Trasimeno	1	7	3	34 11	Pirelli
6	<b>MEUFFELS Koën</b> (Meu) 27 17/09/1994 Someren	NED	<b>Kawasaki Ninja 400</b> MTM Kawasaki	2	5 1		42 14	Pirelli
7	<b>OFFER Indy</b> (Off) 18 18/05/2003 St Helier, Carshalton	GBR	<b>Kawasaki Ninja 400</b> SMW Racing				11 11	Pirelli
8	<b>PEREZ SELFA Vicente</b> (PeS) 23 21/10/1997 Valencia	ESP	<b>Yamaha YZF-R3</b> Machado CAME SBK				10 10	Pirelli
9	<b>ROMERO Joel</b> (Rom) 21 04/12/1999 Mendoza	ARG	<b>Kawasaki Ninja 400</b> SMW Racing				14 14	Pirelli
10	<b>MARKARIAN Sylvain</b> (Mar) 22 23/06/1999 Nice	FRA	<b>Kawasaki Ninja 400</b> Leader Team Flembbo				24 14	Pirelli
11	<b>GENNAI Mirko</b> (Gen) 18 07/03/2003 Firenze	ITA	<b>Yamaha YZF-R3</b> Team BRcorse				26 14	Pirelli
12	<b>RUIZ Yeray</b> (Rui) 18 15/08/2003 Malaga	ESP	<b>Yamaha YZF-R3</b> Yamaha MS Racing				6 6	Pirelli
13*	<b>ALONSO Tomas</b> (Alo) 19 07/09/2002 Loures	POR	<b>Kawasaki Ninja 400</b> QUARESMA Racing				11	Pirelli
14	<b>SAIZ MARQUEZ Yeray</b> (Sai) 15 02/03/2006 Santander	ESP	<b>Yamaha YZF-R3</b> Vinales Racing Team				5 5	Pirelli
15	<b>GARCIA Marc</b> (Gar) 21 01/11/1999 Barcelona	ESP	<b>Kawasaki Ninja 400</b> Prodina Team WorldSSP300	4	9	1	33 10	Pirelli
16	<b>KHOURI Harry</b> (Kho) 17 01/03/2004 Penrith	AUS	<b>Kawasaki Ninja 400</b> Fusport - Rt Motorsports by SKM Kawasaki				11 11	Pirelli
17	<b>DI SORA Samuel</b> (DiS) 20 08/05/2001 Bayonne	FRA	<b>Kawasaki Ninja 400</b> Leader Team Flembbo		6 4		31 14	Pirelli
18	<b>KONIG Oliver</b> (Kon) 19 18/03/2002 Praha	CZE	<b>Kawasaki Ninja 400</b> Movisio by MIE		1 1		27 14	Pirelli
19	<b>SVOBODA Petr</b> (Svo) 18 04/12/2002 Brno	CZE	<b>Yamaha YZF-R3</b> WRP Wepol Racing				18 14	Pirelli
20	<b>SOFUOGLU Bahattin</b> (Sof) 18 19/08/2003 Adapazari	TUR	<b>Yamaha YZF-R3</b> Biblion Yamaha Motoxrcing	4 2	8 4	2 1	32 14	Pirelli
21	<b>FRAPPOLA Antonio</b> (Fra) 17 17/08/2004 Castellamare di Stabia	ITA	<b>Kawasaki Ninja 400</b> Chiodo Moto Racing				13 13	Pirelli
22	<b>KOCOUREK Jonas</b> (Koc) 15 11/08/2006 Brno	CZE	<b>Kawasaki Ninja 400</b> Accolade Smrz Racing				2 2	Pirelli
23	<b>IGLESIAS Inigo</b> (Igl) 19 09/04/2002 Errenteria	ESP	<b>Kawasaki Ninja 400</b> SMW Racing		2 2	1 1	26 14	Pirelli
24	<b>ZANCA Alessandro</b> (Zan) 17 12/02/2004 Rimini	ITA	<b>Kawasaki Ninja 400</b> Kawasaki GP Project				16 14	Pirelli
25	<b>GEIGER Dirk</b> (Gei) 19 04/07/2002 Mannheim	GER	<b>Kawasaki Ninja 400</b> Fusport - Rt Motorsports by SKM Kawasaki					Pirelli
26	<b>OKAYA Yuta</b> (Oka) 22 12/07/1999 Tokyo	JPN	<b>Kawasaki Ninja 400</b> MTM Kawasaki	1	4 2	1	34 14	Pirelli
27*	<b>BORGES Dinis</b> (Bor) 16 16/03/2005 Sintra	POR	<b>Kawasaki Ninja 400</b> Speed Master Racing Team					Pirelli
28	<b>BOOTH-AMOS Tom</b> (Boo) 25 12/03/1996 Shropshire	GBR	<b>Kawasaki Ninja 400</b> Fusport - Rt Motorsports by SKM Kawasaki	3 2	12 7	2	25 11	Pirelli
29	<b>DUARTE Miguel Santiago</b> (Dua) 17 17/02/2004 Lisboa	POR	<b>Yamaha YZF-R3</b> Yamaha MS Racing				12 12	Pirelli
30	<b>STEEMAN Victor</b> (Ste) 21 15/06/2000 Zevenaar	NED	<b>KTM RC 390 R</b> Freudenberg KTM WorldSSP Team	1 1	1 1	3 2	25 14	Pirelli
31	<b>PEREZ GONZALEZ Jose Luis</b> (PeG) 20 14/05/2001 Palma de Mallorca	ESP	<b>Kawasaki Ninja 400</b> Accolade Smrz Racing				21 13	Pirelli
32	<b>BIJMAN Ruben</b> (Bij) 18 27/09/2003 Lopik	NED	<b>Yamaha YZF-R3</b> Machado CAME SBK				14 14	Pirelli
33	<b>MASTROLUCA Gabriele</b> (Mas) 16 08/02/2005 Palestrina	ITA	<b>Yamaha YZF-R3</b> ProGP Racing				23 13	Pirelli
34	<b>KAWAKAMI Meikon</b> (KaM) 19 08/03/2002 Japan	BRA	<b>Yamaha YZF-R3</b> AD78 Team Brasil by MS Racing		1 1	1	27 14	Pirelli
35	<b>SABATUCCI Kevin</b> (Sab) 22 07/04/1999 Ascoli Piceno	ITA	<b>Kawasaki Ninja 400</b> Kawasaki GP Project	1	2		37 14	Pirelli
36	<b>KAWAKAMI Ton</b> (KaT) 20 21/11/2000 Japón	BRA	<b>Yamaha YZF-R3</b> AD78 Team Brasil by MS Racing		1 1	2 1	36 14	Pirelli
37	<b>MOGEDA Daniel</b> (Mog) 16 03/06/2005 Barcelona	ESP	<b>Kawasaki Ninja 400</b> Team#109 Kawasaki				7 5	Pirelli
38	<b>GAGGI Marco</b> (Gag) 17 25/12/2003 Fano	ITA	<b>Yamaha YZF-R3</b> Biblion Yamaha Motoxrcing				16 14	Pirelli
39	<b>LLAMBIAS Facundo</b> (Lla) 17 17/06/2004 Paysandú	URU	<b>Yamaha YZF-R3</b> Machado CAME SBK				4 4	Pirelli
40	<b>PALAZZI Filippo Maria</b> (Pal) 17 05/03/2004 Urbino	ITA	<b>Yamaha YZF-R3</b> ProGP Racing				11 11	Pirelli
41	<b>MILLAN GOMEZ Alex</b> (Mil) 16 23/11/2004 Barcelona	ESP	<b>Kawasaki Ninja 400</b> 2R Racing				4 4	Pirelli
42	<b>HUERTAS Adrian</b> (Her) 18 21/08/2003 Madrid	ESP	<b>Kawasaki Ninja 400</b> MTM Kawasaki	5 5	6 6	2 2	24 14	Pirelli

01/10/2021

\* = Wild Card

\*\* = One Event





## Motul Portuguese Round, 1-3 October 2021

### Results Free Practice 1st Session

Portimao 4.592 m  
1 / 2

No.	Rider	Nat	Team	Bike	Time	Gap	Rel.	Laps	Speed	
									Avg	Max
1	69 T. BOOTH-AMOS	GBR	Fusport - Rt Motorsports by SKM Kawasaki	Kawasaki Ninja 400	<b>1'56.273</b>			8	142,176	207,2
2	99 A. HUERTAS	ESP	MTM Kawasaki	Kawasaki Ninja 400	<b>1'56.282</b>	0.009	0.009	14	142,165	213,7
3	58 I. IGLESIAS	ESP	SMW Racing	Kawasaki Ninja 400	<b>1'56.283</b>	0.010	0.001	13	142,164	211,6
4	94 F. LLAMBIAS	URU	Machado CAME SBK	Yamaha YZF-R3	<b>1'56.412</b>	0.139	0.129	13	142,006	206,4
5	17 K. MEUFFELS	NED	MTM Kawasaki	Kawasaki Ninja 400	<b>1'56.425</b>	0.152	0.013	12	141,990	215,9
6	1 J. BUIS	NED	MTM Kawasaki	Kawasaki Ninja 400	<b>1'56.465</b>	0.192	0.040	11	141,941	215,0
7	8 B. IERACI	ITA	Prodina Team WorldSSP300	Kawasaki Ninja 400	<b>1'56.501</b>	0.228	0.036	12	141,897	215,0
8	85 K. SABATUCCI	ITA	Kawasaki GP Project	Kawasaki Ninja 400	<b>1'56.509</b>	0.236	0.008	11	141,888	211,2
9	54 B. SOFUOGLU	TUR	Biblion Yamaha Motoxrcing	Yamaha YZF-R3	<b>1'56.765</b>	0.492	0.256	14	141,577	208,4
10	73 J. PEREZ GONZALEZ	ESP	Accolade Smrz Racing	Kawasaki Ninja 400	<b>1'56.822</b>	0.549	0.057	12	141,508	215,4
11	80 G. MASTROLUCA	ITA	ProGP Racing	Yamaha YZF-R3	<b>1'56.823</b>	0.550	0.001	10	141,506	210,4
12	46 S. DI SORA	FRA	Leader Team Flembbo	Kawasaki Ninja 400	<b>1'57.063</b>	0.790	0.240	11	141,216	211,6
13	61 Y. OKAYA	JPN	MTM Kawasaki	Kawasaki Ninja 400	<b>1'57.065</b>	0.792	0.002	14	141,214	214,6
14	77 R. BIJMAN	NED	Machado CAME SBK	Yamaha YZF-R3	<b>1'57.134</b>	0.861	0.069	12	141,131	207,6
15	72 V. STEEMAN	NED	Freudenberg KTM WorldSSP Team	KTM RC 390 R	<b>1'57.184</b>	0.911	0.050	13	141,070	209,6
16	83 M. KAWAKAMI	BRA	AD78 Team Brasil by MS Racing	Yamaha YZF-R3	<b>1'57.189</b>	0.916	0.005	8	141,064	209,6
17	52 O. KONIG	CZE	Movisio by MIE	Kawasaki Ninja 400	<b>1'57.198</b>	0.925	0.009	14	141,054	212,5
18	60 D. GEIGER	GER	Fusport - Rt Motorsports by SKM Kawasaki	Kawasaki Ninja 400	<b>1'57.238</b>	0.965	0.040	14	141,005	214,2
19	15 A. COPPOLA	ITA	Team Trasimeno	Yamaha YZF-R3	<b>1'57.242</b>	0.969	0.004	12	141,001	200,3
20	59 A. ZANCA	ITA	Kawasaki GP Project	Kawasaki Ninja 400	<b>1'57.316</b>	1.043	0.074	12	140,912	212,9
21	87 T. KAWAKAMI	BRA	AD78 Team Brasil by MS Racing	Yamaha YZF-R3	<b>1'57.445</b>	1.172	0.129	11	140,757	209,6
22	43 H. KHOURI	AUS	Fusport - Rt Motorsports by SKM Kawasaki	Kawasaki Ninja 400	<b>1'57.474</b>	1.201	0.029	12	140,722	208,0
23	11 A. CARRASCO	ESP	Kawasaki Provec WorldSSP300	Kawasaki Ninja 400	<b>1'57.500</b>	1.227	0.026	12	140,691	210,4
24	28 Y. RUIZ	ESP	Yamaha MS Racing	Yamaha YZF-R3	<b>1'57.526</b>	1.253	0.026	11	140,660	211,6
25	23 S. MARKARIAN	FRA	Leader Team Flembbo	Kawasaki Ninja 400	<b>1'57.677</b>	1.404	0.151	11	140,479	215,4
26	98 A. MILLAN GOMEZ	ESP	2R Racing	Kawasaki Ninja 400	<b>1'57.777</b>	1.504	0.100	11	140,360	212,1
27	41 M. GARCIA	ESP	Prodina Team WorldSSP300	Kawasaki Ninja 400	<b>1'57.859</b>	1.586	0.082	13	140,263	212,1
28	53 P. SVOBODA	CZE	WRP Wepol Racing	Yamaha YZF-R3	<b>1'57.935</b>	1.662	0.076	14	140,172	210,8
29	26 M. GENNAI	ITA	Team BRcorse	Yamaha YZF-R3	<b>1'58.006</b>	1.733	0.071	12	140,088	215,0
30	93 M. GAGGI	ITA	Biblion Yamaha Motoxrcing	Yamaha YZF-R3	<b>1'58.085</b>	1.812	0.079	14	139,994	208,0
31	88 D. MOGEDA	ESP	Team#109 Kawasaki	Kawasaki Ninja 400	<b>1'58.155</b>	1.882	0.070	12	139,911	214,2
32	32 T. ALONSO	POR	QUARESMA Racing	Kawasaki Ninja 400	<b>1'58.575</b>	2.302	0.420	9	139,416	212,9
33	7 J. GIMBERT	FRA	OUTDO TPR Team Pedercini Racing	Kawasaki Ninja 400	<b>1'58.661</b>	2.388	0.086	11	139,315	201,0
34	55 A. FRAPPOLA	ITA	Chiodo Moto Racing	Kawasaki Ninja 400	<b>1'58.774</b>	2.501	0.113	13	139,182	211,6
35	97 F. PALAZZI	ITA	ProGP Racing	Yamaha YZF-R3	<b>1'58.914</b>	2.641	0.140	9	139,018	206,4
36	56 J. KOCOUREK	CZE	Accolade Smrz Racing	Kawasaki Ninja 400	<b>1'59.180</b>	2.907	0.266	14	138,708	210,0
37	35 Y. SAIZ MARQUEZ	ESP	Vinales Racing Team	Yamaha YZF-R3	<b>1'59.444</b>	3.171	0.264	14	138,401	212,5
38	21 V. PEREZ SELFA	ESP	Machado CAME SBK	Yamaha YZF-R3	<b>1'59.475</b>	3.202	0.031	9	138,365	202,9
39	70 M. DUARTE	POR	Yamaha MS Racing	Yamaha YZF-R3	<b>1'59.889</b>	3.616	0.414	10	137,888	206,0
40	22 J. ROMERO	ARG	SMW Racing	Kawasaki Ninja 400	<b>2'00.813</b>	4.540	0.924	13	136,833	206,8
41	18 I. OFFER	GBR	SMW Racing	Kawasaki Ninja 400	<b>2'02.217</b>	5.944	1.404	14	135,261	203,7

----- Out 107% in this Session -----

42	66 D. BORGES	POR	Speed Master Racing Team	Kawasaki Ninja 400				2		
----	--------------	-----	--------------------------	--------------------	--	--	--	---	--	--

Qualifying Lap Time (107% of 1'56.273): 2'04.413

AIR	Humidity:	54%	Temp:	23°C
TRACK	Condition:	Dry	Temp:	30°C

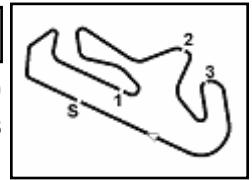
Records	Pole (SP)	2019 M.Gonzalez	1'55.345	143,320	Km/h
	Race (RC)	2019 M.Gonzalez	1'55.810	142,740	Km/h
	All Times (WUP)	2019 S.Deroue	1'55.344	143,320	Km/h

Start 01/10/2021 09:45 End 10:18 The results are provisional until the end of the time limit for protests and appeals and the completion of the technical checks.

These data/results cannot be reproduced, stored and/or transmitted in whole or in part by any manner of electronic, mechanical, photocopying, recording, broadcasting or otherwise now known or herein after developed without the previous express consent by the copyright owner, except for reproduction in daily press and regular printed publications on sale to the public within 60 days of the event related to those data/results and always provided that copyright symbol appears together as follows below.

© DORNA WSBK ORGANIZATION Srl 2021





## Motul Portuguese Round, 1-3 October 2021

### Results Free Practice 1st Session

#### Session Highlights

Local Time	No. Rider	Description
09.45.00		Start
09.49.29	7 J. GIMBERT	Check Transponder
09.52.25	77 R. BIJMAN	Current Lap Cancelled - Exceeded Track Limits - Turn 1
10.07.34	55 A. FRAPPOLA	On the Gravel - Re-Joined - Turn 9
10.11.24	58 I. IGLESIAS	Lap Cancelled (2'23.750) - Exceeded Track Limits - Turn 4
10.12.22	52 O. KONIG	Lap Cancelled (2'11.454) - Exceeded Track Limits - Turn 4
10.15.10	46 S. DI SORA	Current Lap Cancelled - Exceeded Track Limits - Turn 1
10.15.59	54 B. SOFUOGLU	Lap Cancelled (1'56.809) - Exceeded Track Limits - Turn 15
10.18.11		End Of Session

#### Fastest Laps Sequence

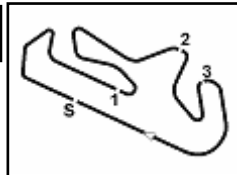
No.	Rider	Nat	Team	Bike	Local Time	Time	Gap	Avg
1	J. BUIS	NED	MTM Kawasaki	Kawasaki Ninja 400	09:49'24.339	<b>2'00.307</b>		137,408
52	O. KONIG	CZE	Movisio by MIE	Kawasaki Ninja 400	09:49'24.385	<b>1'59.887</b>	-0.420	137,890
99	A. HUERTAS	ESP	MTM Kawasaki	Kawasaki Ninja 400	09:49'27.964	<b>1'58.818</b>	-1.069	139,130
8	B. IERACI	ITA	Prodina Team WorldSSP300	Kawasaki Ninja 400	09:49'34.811	<b>1'58.672</b>	-0.146	139,302
99	A. HUERTAS	ESP	MTM Kawasaki	Kawasaki Ninja 400	09:51'25.800	<b>1'57.836</b>	-0.836	140,290
72	V. STEEMAN	NED	Freudenberg KTM WorldSSP Team	KTM RC 390 R	09:51'40.553	<b>1'57.595</b>	-0.241	140,577
99	A. HUERTAS	ESP	MTM Kawasaki	Kawasaki Ninja 400	09:53'23.116	<b>1'57.316</b>	-0.279	140,912
54	B. SOFUOGLU	TUR	Biblion Yamaha Motoxrcing	Yamaha YZF-R3	09:55'36.885	<b>1'57.209</b>	-0.107	141,040
1	J. BUIS	NED	MTM Kawasaki	Kawasaki Ninja 400	09:57'29.451	<b>1'56.623</b>	-0.586	141,749
99	A. HUERTAS	ESP	MTM Kawasaki	Kawasaki Ninja 400	09:57'35.197	<b>1'56.600</b>	-0.023	141,777
1	J. BUIS	NED	MTM Kawasaki	Kawasaki Ninja 400	10:11'48.470	<b>1'56.549</b>	-0.051	141,839
1	J. BUIS	NED	MTM Kawasaki	Kawasaki Ninja 400	10:13'44.935	<b>1'56.465</b>	-0.084	141,941
94	F. LLAMBIAS	URU	Machado CAME SBK	Yamaha YZF-R3	10:13'45.122	<b>1'56.412</b>	-0.053	142,006
99	A. HUERTAS	ESP	MTM Kawasaki	Kawasaki Ninja 400	10:13'46.163	<b>1'56.282</b>	-0.130	142,165
69	T. BOOTH-AMOS	GBR	Fusport - Rt Motorsports by SKM Kawasaki	Kawasaki Ninja 400	10:13'47.053	<b>1'56.279</b>	-0.003	142,168
69	T. BOOTH-AMOS	GBR	Fusport - Rt Motorsports by SKM Kawasaki	Kawasaki Ninja 400	10:15'43.326	<b>1'56.273</b>	-0.006	142,176

Start 09:45 End 10:18 The results are provisional until the end of the time limit for protests and appeals and the completion of the technical checks.

These data/results cannot be reproduced, stored and/or transmitted in whole or in part by any manner of electronic, mechanical, photocopying, recording, broadcasting or otherwise now known or herein after developed without the previous express consent by the copyright owner, except for reproduction in daily press and regular printed publications on sale to the public within 60 days of the event related to those data/results and always provided that copyright symbol appears together as follows below.

© DORNA WSBK ORGANIZATION Srl 2021





## Motul Portuguese Round, 1-3 October 2021

### Best Sectors & Speed Free Practice 1st Session

#### BEST LAP

1	69 T. BOOTH-AMOS	Kawasaki Ninja 400	1'56.273
2	99 A. HUERTAS	Kawasaki Ninja 400	1'56.282
3	58 I. IGLESIAS	Kawasaki Ninja 400	1'56.283
4	94 F. LLAMBIAS	Yamaha YZF-R3	1'56.412
5	17 K. MEUFFELS	Kawasaki Ninja 400	1'56.425
6	1 J. BUIS	Kawasaki Ninja 400	1'56.465
7	8 B. IERACI	Kawasaki Ninja 400	1'56.501
8	85 K. SABATUCCI	Kawasaki Ninja 400	1'56.509
9	54 B. SOFUOGLU	Yamaha YZF-R3	1'56.765
10	73 J. PEREZ GONZALEZ	Kawasaki Ninja 400	1'56.822
11	80 G. MASTROLUCA	Yamaha YZF-R3	1'56.823
12	46 S. DI SORA	Kawasaki Ninja 400	1'57.063
13	61 Y. OKAYA	Kawasaki Ninja 400	1'57.065
14	77 R. BIJMAN	Yamaha YZF-R3	1'57.134
15	72 V. STEEMAN	KTM RC 390 R	1'57.184
16	83 M. KAWAKAMI	Yamaha YZF-R3	1'57.189
17	52 O. KONIG	Kawasaki Ninja 400	1'57.198
18	60 D. GEIGER	Kawasaki Ninja 400	1'57.238
19	15 A. COPPOLA	Yamaha YZF-R3	1'57.242
20	59 A. ZANCA	Kawasaki Ninja 400	1'57.316
21	87 T. KAWAKAMI	Yamaha YZF-R3	1'57.445
22	43 H. KHOURI	Kawasaki Ninja 400	1'57.474
23	11 A. CARRASCO	Kawasaki Ninja 400	1'57.500
24	28 Y. RUIZ	Yamaha YZF-R3	1'57.526
25	23 S. MARKARIAN	Kawasaki Ninja 400	1'57.677
26	98 A. MILLAN GOMEZ	Kawasaki Ninja 400	1'57.777
27	41 M. GARCIA	Kawasaki Ninja 400	1'57.859
28	53 P. SVOBODA	Yamaha YZF-R3	1'57.935
29	26 M. GENNAI	Yamaha YZF-R3	1'58.006
30	93 M. GAGGI	Yamaha YZF-R3	1'58.085
31	88 D. MOGEDA	Kawasaki Ninja 400	1'58.155
32	32 T. ALONSO	Kawasaki Ninja 400	1'58.575
33	7 J. GIMBERT	Kawasaki Ninja 400	1'58.661
34	55 A. FRAPPOLA	Kawasaki Ninja 400	1'58.774
35	97 F. PALAZZI	Yamaha YZF-R3	1'58.914
36	56 J. KOCOUREK	Kawasaki Ninja 400	1'59.180
37	35 Y. SAIZ MARQUEZ	Yamaha YZF-R3	1'59.444
38	21 V. PEREZ SELFA	Yamaha YZF-R3	1'59.475
39	70 M. DUARTE	Yamaha YZF-R3	1'59.889
40	22 J. ROMERO	Kawasaki Ninja 400	2'00.813
41	18 I. OFFER	Kawasaki Ninja 400	2'02.217
42	66 D. BORGES	Kawasaki Ninja 400	

#### SPEED

1	17 K. MEUFFELS	Kawasaki Ninja 400	215,9
2	23 S. MARKARIAN	Kawasaki Ninja 400	215,4
3	73 J. PEREZ GONZALEZ	Kawasaki Ninja 400	215,4
4	26 M. GENNAI	Yamaha YZF-R3	215,0
5	1 J. BUIS	Kawasaki Ninja 400	215,0
6	8 B. IERACI	Kawasaki Ninja 400	215,0
7	61 Y. OKAYA	Kawasaki Ninja 400	214,6
8	88 D. MOGEDA	Kawasaki Ninja 400	214,2
9	60 D. GEIGER	Kawasaki Ninja 400	214,2
10	99 A. HUERTAS	Kawasaki Ninja 400	213,7
11	32 T. ALONSO	Kawasaki Ninja 400	212,9
12	59 A. ZANCA	Kawasaki Ninja 400	212,9
13	52 O. KONIG	Kawasaki Ninja 400	212,5
14	35 Y. SAIZ MARQUEZ	Yamaha YZF-R3	212,5
15	98 A. MILLAN GOMEZ	Kawasaki Ninja 400	212,1
16	41 M. GARCIA	Kawasaki Ninja 400	212,1
17	46 S. DI SORA	Kawasaki Ninja 400	211,6
18	28 Y. RUIZ	Yamaha YZF-R3	211,6
19	55 A. FRAPPOLA	Kawasaki Ninja 400	211,6
20	58 I. IGLESIAS	Kawasaki Ninja 400	211,6
21	85 K. SABATUCCI	Kawasaki Ninja 400	211,2
22	53 P. SVOBODA	Yamaha YZF-R3	210,8
23	11 A. CARRASCO	Kawasaki Ninja 400	210,4
24	80 G. MASTROLUCA	Yamaha YZF-R3	210,4
25	56 J. KOCOUREK	Kawasaki Ninja 400	210,0
26	72 V. STEEMAN	KTM RC 390 R	209,6
27	87 T. KAWAKAMI	Yamaha YZF-R3	209,6
28	83 M. KAWAKAMI	Yamaha YZF-R3	209,6
29	54 B. SOFUOGLU	Yamaha YZF-R3	208,4
30	43 H. KHOURI	Kawasaki Ninja 400	208,0
31	93 M. GAGGI	Yamaha YZF-R3	208,0
32	77 R. BIJMAN	Yamaha YZF-R3	207,6
33	69 T. BOOTH-AMOS	Kawasaki Ninja 400	207,2
34	22 J. ROMERO	Kawasaki Ninja 400	206,8
35	94 F. LLAMBIAS	Yamaha YZF-R3	206,4
36	97 F. PALAZZI	Yamaha YZF-R3	206,4
37	70 M. DUARTE	Yamaha YZF-R3	206,0
38	18 I. OFFER	Kawasaki Ninja 400	203,7
39	21 V. PEREZ SELFA	Yamaha YZF-R3	202,9
40	7 J. GIMBERT	Kawasaki Ninja 400	201,0
41	15 A. COPPOLA	Yamaha YZF-R3	200,3

01/10/2021

These data/results cannot be reproduced, stored and/or transmitted in whole or in part by any manner of electronic, mechanical, photocopying, recording, broadcasting or otherwise now known or herein after developed without the previous express consent by the copyright owner, except for reproduction in daily press and regular printed publications on sale to the public within 60 days of the event related to those data/results and always provided that copyright symbol appears together as follows below.

© DORNA WSBK ORGANIZATION Srl 2021



Official Fuel Supplier

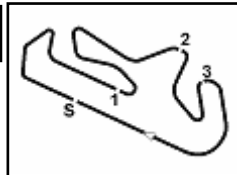


FICR PERUGIA TIMING

Official Tyre Supplier



Official Timekeeper



## Motul Portuguese Round, 1-3 October 2021

### Best Sectors & Speed Free Practice 1st Session

SEG. 1			SEG. 2			SEG. 3			SEG. 4						
1	99	A. HUERTAS	37.779	1	99	A. HUERTAS	33.101	1	8	B. IERACI	23.935	1	80	G. MASTROLUCA	20.554
2	1	J. BUIS	37.895	2	54	B. SOFUOGLU	33.156	2	46	S. DI SORA	23.966	2	52	O. KONIG	20.603
3	17	K. MEUFFELS	37.908	3	69	T. BOOTH-AMOS	33.160	3	72	V. STEEMAN	23.970	3	61	Y. OKAYA	20.627
4	94	F. LLAMBIAS	37.941	4	1	J. BUIS	33.163	4	54	B. SOFUOGLU	23.986	4	58	I. IGLESIAS	20.666
5	52	O. KONIG	37.977	5	94	F. LLAMBIAS	33.171	5	73	J. PEREZ GONZALEZ	23.994	5	94	F. LLAMBIAS	20.668
6	58	I. IGLESIAS	38.010	6	8	B. IERACI	33.255	6	58	I. IGLESIAS	24.043	6	85	K. SABATUCCI	20.673
7	43	H. KHOURI	38.012	7	46	S. DI SORA	33.338	7	23	S. MARKARIAN	24.056	7	99	A. HUERTAS	20.677
8	73	J. PEREZ GONZALEZ	38.026	8	85	K. SABATUCCI	33.369	8	52	O. KONIG	24.060	8	17	K. MEUFFELS	20.681
9	69	T. BOOTH-AMOS	38.026	9	77	R. BIJMAN	33.378	9	99	A. HUERTAS	24.060	9	11	A. CARRASCO	20.692
10	85	K. SABATUCCI	38.116	10	58	I. IGLESIAS	33.378	10	69	T. BOOTH-AMOS	24.067	10	1	J. BUIS	20.695
11	72	V. STEEMAN	38.131	11	80	G. MASTROLUCA	33.402	11	15	A. COPPOLA	24.091	11	69	T. BOOTH-AMOS	20.709
12	8	B. IERACI	38.143	12	26	M. GENNAI	33.459	12	1	J. BUIS	24.092	12	73	J. PEREZ GONZALEZ	20.717
13	83	M. KAWAKAMI	38.170	13	28	Y. RUIZ	33.471	13	85	K. SABATUCCI	24.124	13	26	M. GENNAI	20.728
14	28	Y. RUIZ	38.182	14	73	J. PEREZ GONZALEZ	33.475	14	53	P. SVOBODA	24.161	14	28	Y. RUIZ	20.732
15	61	Y. OKAYA	38.212	15	59	A. ZANCA	33.502	15	83	M. KAWAKAMI	24.169	15	98	A. MILLAN GOMEZ	20.743
16	59	A. ZANCA	38.256	16	83	M. KAWAKAMI	33.533	16	94	F. LLAMBIAS	24.174	16	54	B. SOFUOGLU	20.759
17	54	B. SOFUOGLU	38.264	17	15	A. COPPOLA	33.548	17	26	M. GENNAI	24.181	17	77	R. BIJMAN	20.784
18	11	A. CARRASCO	38.298	18	93	M. GAGGI	33.557	18	60	D. GEIGER	24.194	18	53	P. SVOBODA	20.788
19	77	R. BIJMAN	38.300	19	61	Y. OKAYA	33.585	19	98	A. MILLAN GOMEZ	24.201	19	46	S. DI SORA	20.790
20	26	M. GENNAI	38.306	20	72	V. STEEMAN	33.599	20	17	K. MEUFFELS	24.204	20	59	A. ZANCA	20.791
21	60	D. GEIGER	38.324	21	53	P. SVOBODA	33.623	21	80	G. MASTROLUCA	24.227	21	8	B. IERACI	20.794
22	41	M. GARCIA	38.366	22	17	K. MEUFFELS	33.632	22	28	Y. RUIZ	24.241	22	23	S. MARKARIAN	20.798
23	46	S. DI SORA	38.397	23	11	A. CARRASCO	33.635	23	43	H. KHOURI	24.254	23	83	M. KAWAKAMI	20.804
24	80	G. MASTROLUCA	38.409	24	43	H. KHOURI	33.646	24	87	T. KAWAKAMI	24.284	24	60	D. GEIGER	20.806
25	87	T. KAWAKAMI	38.410	25	52	O. KONIG	33.671	25	93	M. GAGGI	24.297	25	15	A. COPPOLA	20.816
26	15	A. COPPOLA	38.415	26	60	D. GEIGER	33.673	26	59	A. ZANCA	24.299	26	41	M. GARCIA	20.824
27	23	S. MARKARIAN	38.488	27	87	T. KAWAKAMI	33.683	27	61	Y. OKAYA	24.314	27	55	A. FRAPPOLA	20.834
28	98	A. MILLAN GOMEZ	38.535	28	41	M. GARCIA	33.721	28	77	R. BIJMAN	24.343	28	32	T. ALONSO	20.883
29	88	D. MOGEDA	38.589	29	23	S. MARKARIAN	33.759	29	11	A. CARRASCO	24.400	29	87	T. KAWAKAMI	20.915
30	53	P. SVOBODA	38.631	30	7	J. GIMBERT	33.772	30	41	M. GARCIA	24.406	30	72	V. STEEMAN	20.929
31	93	M. GAGGI	38.712	31	88	D. MOGEDA	33.805	31	55	A. FRAPPOLA	24.407	31	43	H. KHOURI	20.941
32	55	A. FRAPPOLA	38.875	32	32	T. ALONSO	33.810	32	56	J. KOCOUREK	24.435	32	97	F. PALAZZI	20.952
33	7	J. GIMBERT	38.877	33	98	A. MILLAN GOMEZ	33.854	33	7	J. GIMBERT	24.579	33	88	D. MOGEDA	20.970
34	35	Y. SAIZ MARQUEZ	38.903	34	55	A. FRAPPOLA	33.868	34	35	Y. SAIZ MARQUEZ	24.598	34	93	M. GAGGI	20.976
35	32	T. ALONSO	38.962	35	21	V. PEREZ SELFA	33.897	35	21	V. PEREZ SELFA	24.608	35	56	J. KOCOUREK	21.075
36	56	J. KOCOUREK	38.986	36	56	J. KOCOUREK	33.966	36	88	D. MOGEDA	24.616	36	35	Y. SAIZ MARQUEZ	21.148
37	97	F. PALAZZI	38.992	37	97	F. PALAZZI	33.996	37	32	T. ALONSO	24.690	37	70	M. DUARTE	21.274
38	21	V. PEREZ SELFA	39.224	38	70	M. DUARTE	34.067	38	22	J. ROMERO	24.715	38	21	V. PEREZ SELFA	21.276
39	70	M. DUARTE	39.422	39	35	Y. SAIZ MARQUEZ	34.068	39	97	F. PALAZZI	24.747	39	7	J. GIMBERT	21.288
40	22	J. ROMERO	39.780	40	22	J. ROMERO	34.426	40	70	M. DUARTE	24.755	40	22	J. ROMERO	21.484
41	18	I. OFFER	39.998	41	18	I. OFFER	35.040	41	18	I. OFFER	25.178	41	18	I. OFFER	21.753
42	66	D. BORGES	37.548	42	66	D. BORGES	37.548	42	66	D. BORGES	29.896				

01/10/2021

These data/results cannot be reproduced, stored and/or transmitted in whole or in part by any manner of electronic, mechanical, photocopying, recording, broadcasting or otherwise now known or herein after developed without the previous express consent by the copyright owner, except for reproduction in daily press and regular printed publications on sale to the public within 60 days of the event related to those data/results and always provided that copyright symbol appears together as follows below.

© DORNA WSBK ORGANIZATION Srl 2021



Official Fuel Supplier

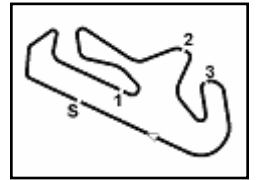


Official Tyre Supplier



Official Timekeeper





## Motul Portuguese Round, 1-3 October 2021

### Ideal Times Free Practice 1st Session

Portimao 4.592 m

1 / 2

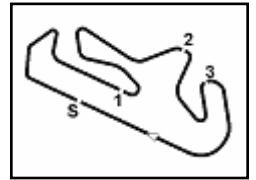
No.	Rider	Nat	Bike	Seg. 1	Seg. 2	Seg. 3	Seg. 4	Ideal Time		
				Diff. 1	Diff. 2	Diff. 3	Diff. 4	Best Lap	Pos.	Diff.
1	99 A. HUERTAS	ESP	Kawasaki Ninja 400	37.779 +0.280	<b>33.101</b> +0.112	24.060 +0.172	20.677 +0.101	<b>1'55.617</b> 1'56.282	2	0.665
2	1 J. BUIS	NED	Kawasaki Ninja 400	37.895	33.163 +0.455	24.092 +0.165	20.695	<b>1'55.845</b> 1'56.465	6	0.620
3	94 F. LLAMBIAS	URU	Yamaha YZF-R3	37.941	33.171 +0.248	24.174 +0.135	20.668 +0.075	<b>1'55.954</b> 1'56.412	4	0.458
4	69 T. BOOTH-AMOS	GBR	Kawasaki Ninja 400	38.026	33.160 +0.192	24.067 +0.069	20.709 +0.050	<b>1'55.962</b> 1'56.273	1	0.311
5	58 I. IGLESIAS	ESP	Kawasaki Ninja 400	38.010 +0.186	33.378	24.043	20.666	<b>1'56.097</b> 1'56.283	3	0.186
6	8 B. IERACI	ITA	Kawasaki Ninja 400	38.143	33.255	<b>23.935</b> +0.187	20.794 +0.187	<b>1'56.127</b> 1'56.501	7	0.374
7	54 B. SOFUOGLU	TUR	Yamaha YZF-R3	38.264 +0.507	33.156	23.986	20.759 +0.093	<b>1'56.165</b> 1'56.765	9	0.600
8	73 J. PEREZ GONZALEZ	ESP	Kawasaki Ninja 400	38.026	33.475 +0.225	23.994 +0.385	20.717	<b>1'56.212</b> 1'56.822	10	0.610
9	85 K. SABATUCCI	ITA	Kawasaki Ninja 400	38.116	33.369	24.124 +0.227	20.673	<b>1'56.282</b> 1'56.509	8	0.227
10	52 O. KONIG	CZE	Kawasaki Ninja 400	37.977	33.671 +0.235	24.060 +0.071	20.603 +0.581	<b>1'56.311</b> 1'57.198	17	0.887
11	17 K. MEUFFELS	NED	Kawasaki Ninja 400	37.908	33.632	24.204	20.681	<b>1'56.425</b> 1'56.425	5	
12	46 S. DI SORA	FRA	Kawasaki Ninja 400	38.397 +0.002	33.338 +0.272	23.966	20.790 +0.298	<b>1'56.491</b> 1'57.063	12	0.572
13	80 G. MASTROLUCA	ITA	Yamaha YZF-R3	38.409 +0.042	33.402 +0.189	24.227	20.554	<b>1'56.592</b> 1'56.823	11	0.231
14	28 Y. RUIZ	ESP	Yamaha YZF-R3	38.182 +0.522	33.471	24.241 +0.281	20.732 +0.097	<b>1'56.626</b> 1'57.526	24	0.900
15	72 V. STEEMAN	NED	KTM RC 390 R	38.131	33.599 +0.210	23.970 +0.102	20.929 +0.243	<b>1'56.629</b> 1'57.184	15	0.555
16	26 M. GENNAI	ITA	Yamaha YZF-R3	38.306 +0.368	33.459 +0.265	24.181 +0.600	20.728 +0.099	<b>1'56.674</b> 1'58.006	29	1.332
17	83 M. KAWAKAMI	BRA	Yamaha YZF-R3	38.170	33.533	24.169 +0.194	20.804 +0.319	<b>1'56.676</b> 1'57.189	16	0.513
18	61 Y. OKAYA	JPN	Kawasaki Ninja 400	38.212	33.585	24.314 +0.146	20.627 +0.181	<b>1'56.738</b> 1'57.065	13	0.327
19	77 R. BIJMAN	NED	Yamaha YZF-R3	38.300 +0.274	33.378	24.343 +0.012	20.784 +0.043	<b>1'56.805</b> 1'57.134	14	0.329
20	59 A. ZANCA	ITA	Kawasaki Ninja 400	38.256 +0.195	33.502 +0.034	24.299	20.791 +0.239	<b>1'56.848</b> 1'57.316	20	0.468
21	43 H. KHOURI	AUS	Kawasaki Ninja 400	38.012	33.646 +0.290	24.254 +0.072	20.941 +0.259	<b>1'56.853</b> 1'57.474	22	0.621
22	15 A. COPPOLA	ITA	Yamaha YZF-R3	38.415	33.548 +0.066	24.091 +0.266	20.816 +0.040	<b>1'56.870</b> 1'57.242	19	0.372
23	60 D. GEIGER	GER	Kawasaki Ninja 400	38.324	33.673	24.194	20.806 +0.241	<b>1'56.997</b> 1'57.238	18	0.241
24	11 A. CARRASCO	ESP	Kawasaki Ninja 400	38.298 +0.163	33.635 +0.145	24.400	20.692 +0.167	<b>1'57.025</b> 1'57.500	23	0.475
25	23 S. MARKARIAN	FRA	Kawasaki Ninja 400	38.488 +0.025	33.759 +0.202	24.056 +0.226	20.798 +0.123	<b>1'57.101</b> 1'57.677	25	0.576
26	53 P. SVOBODA	CZE	Yamaha YZF-R3	38.631 +0.295	33.623	24.161	20.788 +0.437	<b>1'57.203</b> 1'57.935	28	0.732
27	87 T. KAWAKAMI	BRA	Yamaha YZF-R3	38.410 +0.044	33.683	24.284	20.915 +0.109	<b>1'57.292</b> 1'57.445	21	0.153
28	41 M. GARCIA	ESP	Kawasaki Ninja 400	38.366 +0.082	33.721 +0.024	24.406 +0.374	20.824 +0.062	<b>1'57.317</b> 1'57.859	27	0.542
29	98 A. MILLAN GOMEZ	ESP	Kawasaki Ninja 400	38.535 +0.059	33.854	24.201 +0.349	20.743 +0.036	<b>1'57.333</b> 1'57.777	26	0.444
30	93 M. GAGGI	ITA	Yamaha YZF-R3	38.712 +0.076	33.557 +0.147	24.297 +0.143	20.976 +0.177	<b>1'57.542</b> 1'58.085	30	0.543
31	88 D. MOGEDA	ESP	Kawasaki Ninja 400	38.589	33.805	24.616	20.970 +0.175	<b>1'57.980</b> 1'58.155	31	0.175
32	55 A. FRAPPOLA	ITA	Kawasaki Ninja 400	38.875	33.868 +0.362	24.407	20.834 +0.428	<b>1'57.984</b> 1'58.774	34	0.790
33	32 T. ALONSO	POR	Kawasaki Ninja 400	38.962	33.810 +0.040	24.690 +0.156	20.883 +0.034	<b>1'58.345</b> 1'58.575	32	0.230

01/10/2021

These data/results cannot be reproduced, stored and/or transmitted in whole or in part by any manner of electronic, mechanical, photocopying, recording, broadcasting or otherwise now known or herein after developed without the previous express consent by the copyright owner, except for reproduction in daily press and regular printed publications on sale to the public within 60 days of the event related to those data/results and always provided that copyright symbol appears together as follows below.

© DORNA WSBK ORGANIZATION Srl 2021





## Motul Portuguese Round, 1-3 October 2021

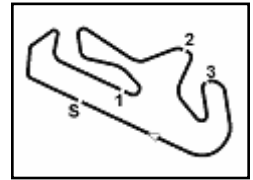
### Ideal Times Free Practice 1st Session

Portimao 4.592 m  
2 / 2

No.	Rider	Nat	Bike	Seg. 1	Seg. 2	Seg. 3	Seg. 4	Ideal Time		
				Diff. 1	Diff. 2	Diff. 3	Diff. 4	Best Lap	Pos.	Diff.
34	<b>56 J. KOCOUREK</b>	CZE	Kawasaki Ninja 400	38.986	33.966	24.435 +0.064	21.075 +0.654	<b>1'58.462</b>		
35	<b>7 J. GIMBERT</b>	FRA	Kawasaki Ninja 400	38.877	33.772	24.579	21.288 +0.145	<b>1'58.516</b>	36	0.718
36	<b>97 F. PALAZZI</b>	ITA	Yamaha YZF-R3	38.992	33.996 +0.048	24.747 +0.179	20.952	<b>1'58.687</b>	33	0.145
37	<b>35 Y. SAIZ MARQUEZ</b>	ESP	Yamaha YZF-R3	38.903 +0.481	34.068	24.598 +0.065	21.148 +0.181	<b>1'58.717</b>	37	0.727
38	<b>21 V. PEREZ SELFA</b>	ESP	Yamaha YZF-R3	39.224	33.897 +0.201	24.608 +0.269	21.276	<b>1'59.005</b>	38	0.470
39	<b>70 M. DUARTE</b>	POR	Yamaha YZF-R3	39.422 +0.106	34.067	24.755 +0.074	21.274 +0.191	<b>1'59.518</b>	39	0.371
40	<b>22 J. ROMERO</b>	ARG	Kawasaki Ninja 400	39.780 +0.317	34.426	24.715 +0.029	21.484 +0.062	<b>2'00.405</b>	40	0.408
41	<b>18 I. OFFER</b>	GBR	Kawasaki Ninja 400	39.998 +0.026	35.040	25.178	21.753 +0.222	<b>2'01.969</b>	41	0.248
	<b>66 D. BORGES</b>	POR	Kawasaki Ninja 400					<b>2'02.217</b>		
<b>Overall Ideal Time</b>				37.779	33.101	23.935	20.554	<b>1'55.369</b>		

01/10/2021  
These data/results cannot be reproduced, stored and/or transmitted in whole or in part by any manner of electronic, mechanical, photocopying, recording, broadcasting or otherwise now known or herein after developed without the previous express consent by the copyright owner, except for reproduction in daily press and regular printed publications on sale to the public within 60 days of the event related to those data/results and always provided that copyright symbol appears together as follows below.  
© DORNA WSBK ORGANIZATION Srl 2021





## Motul Portuguese Round, 1-3 October 2021

### Chronological Analysis Free Practice 1st Session

1° 69 T. BOOTH-AMOS (1'56.273)							
Lap	Seg.1	Seg.2	Seg.3	Seg.4	Lap Time	km/h	Local Time
1		35.543	25.250	21.780			9:55'17.031
2	39.625	34.293	24.433	21.389	1'59.740	195,9	9:57'16.771
3	39.594	34.319	24.216	21.323	1'59.452	197,0	9:59'16.223
4	39.267	33.950	24.095	21.427	1'58.739	197,0	10:01'14.962
5	38.907	33.792	24.080	21.517	1'58.296	197,0	10:03'13.258
6	40.063	34.191	24.234	41.240	2'19.728P	196,3	10:05'32.986
7	4'58.525	34.185	24.369	<b>20.709</b>	6'17.788P		10:11'50.774
8	38.173	<b>33.160</b>	<b>24.067</b>	20.879	1'56.279	205,2	10:13'47.053
9	<b>38.026</b>	33.352	24.136	20.759	<b>1'56.273</b>	<b>207,2</b>	10:15'43.326

2° 99 A. HUERTAS (1'56.282)							
Lap	Seg.1	Seg.2	Seg.3	Seg.4	Lap Time	km/h	Local Time
1		35.483	24.811	21.549			9:47'29.146
2	38.690	34.158	24.697	21.273	1'58.818	203,7	9:49'27.964
3	38.754	33.666	24.366	21.050	1'57.836	200,7	9:51'25.800
4	38.364	33.642	24.221	21.089	1'57.316	201,0	9:53'23.116
5	39.237	51.248	24.319	<b>20.677</b>	2'15.481	201,8	9:55'38.597
6	37.793	33.674	24.081	21.052	1'56.600	212,1	9:57'35.197
7	38.083	35.498	32.199	20.868	2'06.648	202,2	9:59'41.845
8	38.051	<b>33.101</b>	24.755	20.921	1'56.828	<b>213,7</b>	10:01'38.673
9	38.201	33.602	23.296	31.587	2'06.686	211,6	10:03'45.359
10	<b>37.779</b>	33.362	26.608	21.076	1'58.825	206,0	10:05'44.184
11	38.141	33.322	<b>24.060</b>	21.205	1'56.728	206,4	10:07'40.912
12	52.193	33.805	24.969	20.918	2'11.885	198,1	10:09'52.797
13	38.391	33.580	24.251	20.862	1'57.084	204,8	10:11'49.881
14	38.059	33.213	24.232	20.778	<b>1'56.282</b>	206,0	10:13'46.163
15	37.938	33.235	24.873	20.854	1'56.900	205,6	10:15'43.063

3° 58 I. IGLESIAS (1'56.283)							
Lap	Seg.1	Seg.2	Seg.3	Seg.4	Lap Time	km/h	Local Time
1		36.744	29.195	21.424			9:47'37.141
2	39.337	34.557	24.394	21.254	1'59.542	<b>211,6</b>	9:49'36.683
3	38.769	34.112	24.301	20.951	1'58.133	199,9	9:51'34.816
4	38.469	33.778	24.805	20.987	1'58.039	206,0	9:53'32.855
5	38.417	33.874	24.337	20.724	1'57.352	210,8	9:55'30.207
6	38.506	43.861	25.123	21.116	2'08.606	204,5	9:57'38.813
7	<b>38.010</b>	33.484	24.701	21.012	1'57.207	208,4	9:59'36.020
8	39.286	39.975	24.693	20.884	2'04.838	203,7	10:01'40.858
9	38.360	33.689	24.082	21.170	1'57.301	202,9	10:03'38.159
10	42.982	34.353	24.917	41.498	2'23.750CP	193,5	10:06'01.909
11	2'28.327	35.923	26.288	20.672	3'51.210P		10:09'53.119
12	38.775	34.330	24.082	20.703	1'57.890	208,8	10:11'51.009
13	38.096	33.402	24.231	20.696	1'56.425	206,0	10:13'47.434
14	38.196	<b>33.378</b>	<b>24.043</b>	<b>20.666</b>	<b>1'56.283</b>	205,6	10:15'43.717

4° 94 F. LLAMBIAS (1'56.412)							
Lap	Seg.1	Seg.2	Seg.3	Seg.4	Lap Time	km/h	Local Time
1		36.667	26.145	22.408			9:47'33.855
2	40.622	35.291	25.297	21.622	2'02.832	202,5	9:49'36.687
3	40.234	35.441	25.957	21.077	2'02.709	200,3	9:51'39.396
4	39.549	34.748	24.796	20.999	2'00.092	206,0	9:53'39.488
5	38.884	34.259	26.276	21.312	2'00.731	205,2	9:55'40.219
6	38.974	33.896	24.770	20.918	1'58.558	205,2	9:57'38.777
7	38.425	33.467	24.726	21.341	1'57.959	206,0	9:59'36.736
8	38.182	34.500	25.859	38.179	2'16.720P	204,5	10:01'53.456
9	2'13.074	49.293	25.637	21.983	3'49.987P		10:05'43.443
10	39.032	33.246	<b>24.174</b>	21.489	1'57.941	196,7	10:07'41.384
11	50.148	34.627	24.595	20.759	2'10.129	201,8	10:09'51.513
12	38.967	<b>33.171</b>	24.391	<b>20.668</b>	1'57.197	203,3	10:11'48.710
13	<b>37.941</b>	33.419	24.309	20.743	<b>1'56.412</b>	<b>206,4</b>	10:13'45.122
14	38.739	34.004	24.744	21.002	1'58.489	205,2	10:15'43.611

5° 17 K. MEUFFELS (1'56.425)							
Lap	Seg.1	Seg.2	Seg.3	Seg.4	Lap Time	km/h	Local Time
1		37.112	25.412	21.158			9:47'32.838
2	39.088	34.662	24.568	21.454	1'59.772	206,4	9:49'32.610
3	38.855	33.884	25.262	21.711	1'59.712	205,2	9:51'32.322
4	38.721	33.946	24.474	21.331	1'58.472	202,9	9:53'30.794
5	38.888	34.065	24.403	21.160	1'58.516	201,4	9:55'29.310
6	38.754	45.876	26.270	21.258	2'12.158	201,4	9:57'41.468
7	38.627	33.881	24.511	20.925	1'57.944	215,4	9:59'39.412
8	38.405	33.643	24.463	43.845	2'20.356P	207,2	10:01'59.768
9	4'37.377	34.061	24.551	21.241	5'57.230P		10:07'56.998
10	38.655	33.687	24.426	20.964	1'57.732	203,7	10:09'54.730
11	38.207	33.788	24.366	20.778	1'57.139	213,7	10:11'51.869
12	<b>37.908</b>	<b>33.632</b>	<b>24.204</b>	<b>20.681</b>	<b>1'56.425</b>	208,4	10:13'48.294
13	38.073	33.929	24.347	20.683	1'57.032	<b>215,9</b>	10:15'45.326

6° 1 J. BUIS (1'56.465)							
Lap	Seg.1	Seg.2	Seg.3	Seg.4	Lap Time	km/h	Local Time
1		35.056	24.937	21.803			9:47'24.032
2	39.910	34.341	24.733	21.323	2'00.307	199,6	9:49'24.339
3	39.357	34.229	24.456	21.298	1'59.340	203,3	9:51'23.679
4	38.929	33.778	24.286	21.201	1'58.194	201,8	9:53'21.873
5	39.879	45.945	<b>24.092</b>	21.039	2'10.955	202,2	9:55'32.828
6	38.121	33.480	24.101	20.921	1'56.623	209,2	9:57'29.451
7	38.409	33.781	24.272	40.663	2'17.125P	208,4	9:59'46.576
8	6'46.696	34.280	24.494	21.078	8'06.548P		10:07'53.124
9	39.016	34.292	24.740	20.749	1'58.797	209,2	10:09'51.921
10	38.438	<b>33.163</b>	24.159	20.789	1'56.549	212,9	10:11'48.470
11	<b>37.895</b>	33.618	24.257	<b>20.695</b>	<b>1'56.465</b>	211,2	10:13'44.935
12	38.088	33.607	24.404	21.033	1'57.132	<b>215,0</b>	10:15'42.067

7° 8 B. IERACI (1'56.501)							
Lap	Seg.1	Seg.2	Seg.3	Seg.4	Lap Time	km/h	Local Time
1		36.275	25.837	21.286			9:47'36.139
2	39.087	34.184	24.478	20.923	1'58.672	213,3	9:49'34.811
3	38.787	34.432	24.229	20.828	1'58.276	210,0	9:51'33.087
4	39.681	34.693	24.412	21.177	1'59.963	211,2	9:53'33.050
5	38.614	33.960	24.195	20.861	1'57.630	212,9	9:55'30.680
6	38.629	33.795	23.983	59.129	2'35.536P	212,5	9:58'06.216
7	4'25.156	34.343	24.306	21.219	5'45.024P		10:03'51.240
8	38.729	33.588	<b>23.935</b>	<b>20.794</b>	1'57.046	199,9	10:05'48.286
9	38.231	33.340	24.050	21.019	1'56.640	204,8	10:07'44.926
10	38.310	33.816	24.225	21.280	1'57.631	201,4	10:09'42.557
11	38.912	33.854	24.356	21.361	1'58.483	197,7	10:11'41.040
12	49.901	35.199	24.101	20.927	2'10.128	197,0	10:13'51.168
13	<b>38.143</b>	<b>33.255</b>	24.122	20.981	<b>1'56.501</b>	<b>215,0</b>	10:15'47.669

8° 85 K. SABATUCCI (1'56.509)							
Lap	Seg.1	Seg.2	Seg.3	Seg.4	Lap Time	km/h	Local Time
1		36.021	24.897	21.564			9:47'29.542
2	38.999	34.446	25.104	21.631	2'00.180	205,6	9:49'29.722
3	41.833	34.246	25.047	22.023	2'03.149	200,7	9:51'32.871
4	39.199	34.178	24.579	20.912	1'58.868	207,2	9:53'31.739
5	38.753	33.997	24.486	21.198	1'58.434	206,4	9:55'30.173
6	40.872	34.171	30.049	24.587	2'09.679	200,3	9:57'39.852
7	38.292	35.149	28.398	21.124	2'02.963	210,0	9:59'42.815
8	38.241	33.454	26.587	41.000	2'19.282P	208,0	10:02'02.097
9	6'27.560	36.153	26.471	20.799	7'50.983P		10:09'53.080
10	38.733	34.469	24.304	20.787	1'58.293	205,2	10:11'51.373
11	<b>38.116</b>	<b>33.369</b>	24.351	<b>20.673</b>	<b>1'56.509</b>	209,2	10:13'47.882
12	38.275	33.776	<b>24.124</b>	20.903	1'57.078	<b>211,2</b>	10:15'44.960

01/10/2021 P = Pits In/Out - C = Lap Time Cancelled

These data/results cannot be reproduced, stored and/or transmitted in whole or in part by any manner of electronic, mechanical, photocopying, recording, broadcasting or otherwise now known or herein after developed without the previous express consent by the copyright owner, except for reproduction in daily press and regular printed publications on sale to the public within 60 days of the event related to those data/results and always provided that copyright symbol appears together as follows below.

© DORNA WSBK ORGANIZATION Srl 2021



Official Fuel Supplier



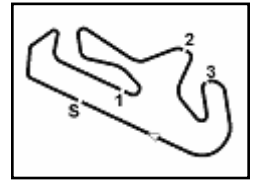
FKR PERUGIA TIMING

Official Tyre Supplier



Official Timekeeper





## Motul Portuguese Round, 1-3 October 2021

### Chronological Analysis Free Practice 1st Session

9° 54 B. SOFUOGLU (1'56.765)								13° 61 Y. OKAYA (1'57.065)							
Lap	Seg.1	Seg.2	Seg.3	Seg.4	Lap Time	km/h	Local Time	Lap	Seg.1	Seg.2	Seg.3	Seg.4	Lap Time	km/h	Local Time
1		35.719	26.448	21.644			9:47'43.447	1		37.685	26.037	21.191			9:47'34.167
2	39.592	33.931	24.514	21.471	1'59.508	203,3	9:49'42.955	2	39.125	34.793	24.954	20.955	1'59.827	210,8	9:49'33.994
3	38.901	33.795	24.360	20.812	1'57.868	206,8	9:51'40.823	3	39.072	34.054	24.690	20.918	1'58.734	212,1	9:51'32.728
4	38.717	34.308	25.069	<b>20.759</b>	1'58.853	206,0	9:53'39.676	4	39.200	34.136	24.591	20.967	1'58.894	209,6	9:53'31.622
5	<b>38.264</b>	33.697	24.403	20.845	1'57.209	<b>208,4</b>	9:55'36.885	5	<b>39.066</b>	34.041	24.524	20.800	1'58.431	205,6	9:55'30.053
6	39.855	34.726	24.195	20.948	1'59.724	206,8	9:57'36.609	6	38.889	33.983	24.514	21.227	1'58.613	202,2	9:57'28.666
7	38.421	34.439	29.422	22.057	2'04.339	204,5	9:59'40.948	7	44.622	35.865	32.161	20.641	2'13.289	199,2	9:59'41.955
8	38.453	33.263	24.317	21.140	1'57.173	207,6	10:01'38.121	8	38.593	33.608	24.354	<b>20.627</b>	1'57.182	212,5	10:01'39.137
9	38.944	36.148	24.966	21.113	2'01.171	201,8	10:03'39.292	9	38.536	33.924			2'04.452	208,8	10:03'43.589
10	41.233	37.613	26.509	21.733	2'07.088	205,2	10:05'46.380	10	38.382	34.027	24.250	26.495	2'03.154	206,0	10:05'46.743
11	38.816	33.676	26.344	21.503	2'00.339	205,6	10:07'46.719	11	38.603	33.729	26.943	20.855	2'00.130	209,2	10:07'46.873
12	44.703	34.574	24.102	20.922	2'04.301	207,2	10:09'51.020	12	38.327	41.841	25.079	20.794	2'06.041	<b>214,6</b>	10:09'52.914
13	38.771	<b>33.156</b>	<b>23.986</b>	20.852	<b>1'56.765</b>	205,2	10:11'47.785	13	<b>38.447</b>	<b>33.911</b>	<b>24.314</b>	20.748	<b>1'57.420</b>	213,3	10:11'50.334
14	38.390	33.504	24.037	20.878	1'56.809C	205,6	10:13'44.594	14	<b>38.212</b>	<b>33.585</b>	24.460	20.808	<b>1'57.065</b>	210,0	10:13'47.399
15	38.925	33.248	24.238	21.079	1'57.490	199,9	10:15'42.084	15	38.471	33.799	24.780	20.715	1'57.765	213,7	10:15'45.164

10° 73 J. PEREZ GONZALEZ (1'56.822)								14° 77 R. BIJMAN (1'57.134)							
Lap	Seg.1	Seg.2	Seg.3	Seg.4	Lap Time	km/h	Local Time	Lap	Seg.1	Seg.2	Seg.3	Seg.4	Lap Time	km/h	Local Time
1		36.469	26.104	21.897			9:47'38.208	1		36.196	26.851	21.883			9:47'27.775
2	39.165	34.295	24.572	21.291	1'59.323	210,0	9:49'37.531	2	39.573	35.963	25.085	21.321	2'01.942	204,5	9:49'29.717
3	38.885	34.726	25.226	21.407	2'00.244	210,0	9:51'37.775	3	40.210	36.183	25.355	21.307	2'03.055	200,3	9:51'32.772
4	38.410	33.689	24.409	21.386	1'57.894	208,0	9:53'35.669	4	39.314	34.223	25.160	21.085	1'59.782C	<b>207,6</b>	9:53'32.554
5	38.792	33.860	24.093	21.369	1'58.114	208,0	9:55'33.783	5	39.105	34.175	24.771	20.906	1'58.957	206,0	9:55'31.511
6	38.492	<b>33.475</b>	24.327	21.177	1'57.471	203,3	9:57'31.254	6	38.817	33.882	24.518	21.090	1'58.307	204,5	9:57'29.818
7	38.658	33.679	<b>23.994</b>	21.253	1'57.584	201,0	9:59'28.838	7	38.730	33.673	<b>24.343</b>	41.508	2'18.254P	203,7	9:59'48.072
8	38.771	34.234	24.610	42.190	2'19.805P	201,0	10:01'48.643	8	4'29.410	36.831	30.970	21.590	5'58.801P		10:05'46.873
9	4'43.979	35.319	24.658	21.030	6'04.986P		10:07'53.629	9	38.714	33.910	24.938	21.312	1'58.874	206,4	10:07'45.747
10	38.417	34.148	24.355	20.887	1'57.807	210,4	10:09'51.436	10	39.670	41.217	25.011	21.264	2'07.162	196,3	10:09'52.909
11	38.546	33.484	24.351	20.798	1'57.179	209,2	10:11'48.615	11	38.647	33.990	24.368	20.829	1'57.834	202,9	10:11'50.743
12	<b>38.026</b>	33.700	24.379	<b>20.717</b>	<b>1'56.822</b>	<b>215,4</b>	10:13'45.437	12	38.574	<b>33.378</b>	24.355	20.827	<b>1'57.134</b>	206,8	10:13'47.877
13	38.408	33.480	24.686	21.066	1'57.640	212,5	10:15'43.077	13	<b>38.300</b>	33.880	24.784	<b>20.784</b>	1'57.748	206,0	10:15'45.625

11° 80 G. MASTROLUCA (1'56.823)								15° 72 V. STEEMAN (1'57.184)							
Lap	Seg.1	Seg.2	Seg.3	Seg.4	Lap Time	km/h	Local Time	Lap	Seg.1	Seg.2	Seg.3	Seg.4	Lap Time	km/h	Local Time
1		36.212	25.998	21.751			9:47'42.942	1		35.467	26.555	21.262			9:47'43.464
2	39.843	34.056	24.882	21.213	1'59.994	198,1	9:49'42.936	2	39.856	33.934	24.726	20.978	1'59.494	202,9	9:49'42.958
3	39.165	33.965	24.389	20.821	1'58.340	201,8	9:51'41.276	3	38.562	33.884	24.111	21.038	1'57.595	205,6	9:51'40.553
4	38.760	34.082	25.092	20.952	1'58.886	<b>210,4</b>	9:53'40.162	4	38.572	34.428	24.364	20.993	1'58.357	206,4	9:53'38.910
5	<b>38.409</b>	33.560	24.628	20.802	1'57.399	209,2	9:55'37.561	5	38.361	34.240	25.106	<b>20.929</b>	1'58.636	<b>209,6</b>	9:55'37.546
6	49.681	34.010	24.715	47.945	2'36.351P	208,4	9:58'13.912	6	38.598	34.001	24.333	20.979	1'57.911	209,2	9:57'35.457
7	8'17.773	34.305	24.603	21.390	9'38.071P		10:07'51.983	7	<b>38.131</b>	33.809	24.072	21.172	<b>1'57.184</b>	208,0	9:59'32.641
8	39.173	34.008	24.377	20.897	1'58.455	198,8	10:09'50.438	8	38.540	<b>33.599</b>	<b>23.970</b>	21.214	1'57.323	198,5	10:01'29.964
9	38.451	33.591	<b>24.227</b>	<b>20.554</b>	<b>1'56.823</b>	203,3	10:11'47.261	9	38.405	33.950	26.062	43.796	2'22.213P	201,0	10:03'52.177
10	44.423	<b>33.402</b>	24.595	20.959	2'03.379	208,4	10:13'50.640	10	3'00.012	34.345	24.353	21.352	4'20.062P		10:08'12.239
11	38.890	34.897	24.567	20.796	1'59.150	206,0	10:15'49.790	11	38.740	34.381	27.840	21.460	2'02.421	197,4	10:10'14.660
								12	38.616	34.153	26.440	22.354	2'01.563	203,3	10:12'16.223
								13	38.236	33.903	24.175	21.222	1'57.536	205,6	10:14'13.759
								14	38.661	35.250	24.547	21.416	1'59.874	197,4	10:16'13.633

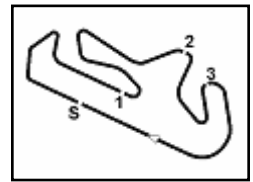
12° 46 S. DI SORA (1'57.063)								16° 83 M. KAWAKAMI (1'57.189)							
Lap	Seg.1	Seg.2	Seg.3	Seg.4	Lap Time	km/h	Local Time	Lap	Seg.1	Seg.2	Seg.3	Seg.4	Lap Time	km/h	Local Time
1		36.761	25.975	22.502			9:48'00.531	1		37.243	26.192	21.440			9:47'34.721
2	40.415	34.994	24.992	21.835	2'02.236	196,3	9:50'02.767	2	39.591	34.423	24.509	20.997	1'59.520	205,6	9:49'34.241
3	39.760	34.207	24.358	21.278	1'59.603	198,5	9:52'02.370	3	39.745	34.189	24.349	20.971	1'59.254	207,2	9:51'33.495
4	39.073	33.891	24.371	21.092	1'58.427	199,6	9:54'00.797	4	39.032	34.040	24.579	21.175	1'58.826	209,2	9:53'32.321
5	38.903	33.563	24.108	21.232	1'57.806	199,2	9:55'58.603	5	38.539	34.111	24.385	<b>20.804</b>	1'57.839	208,8	9:55'30.160
6	38.681	33.512	24.118	21.199	1'57.510	199,2	9:57'56.113	6	39.208	34.093	24.410	41.487	2'19.198P	205,2	9:57'49.358
7	38.813	35.534	26.374	44.006	2'24.727P	200,7	10:00'20.840	7	12'45.309	34.290	24.614	20.903	14'05.116P		10:11'54.474
8	6'03.597	38.195	24.548	21.013	7'27.353P		10:07'48.193	8	<b>38.170</b>	<b>33.533</b>	24.363	21.123	<b>1'57.189</b>	<b>209,6</b>	10:13'51.663
9	38.453	33.872	24.411	21.140	1'57.876	206,8	10:09'46.069	9	38.354	33.705	<b>24.169</b>	21.024	1'57.252	204,5	10:15'48.915
10	38.399	33.610	<b>23.966</b>	21.088	<b>1'57.063</b>	202,9	10:11'43.132								
11	38.886	36.964	26.672	<b>20.790</b>	2'03.312	198,8	10:13'46.444								
12	<b>38.397</b>	<b>33.338</b>	24.175	20.875	1'56.785C	<b>211,6</b>	10:15'43.229								

01/10/2021 P = Pits In/Out - C = Lap Time Cancelled

These data/results cannot be reproduced, stored and/or transmitted in whole or in part by any manner of electronic, mechanical, photocopying, recording, broadcasting or otherwise now known or herein after developed without the previous express consent by the copyright owner, except for reproduction in daily press and regular printed publications on sale to the public within 60 days of the event related to those data/results and always provided that copyright symbol appears together as follows below.

© DORNA WSBK ORGANIZATION Srl 2021





Portimao 4.592 m

3 / 6

## Motul Portuguese Round, 1-3 October 2021

### Chronological Analysis Free Practice 1st Session

#### 17° 52 O. KONIG (1'57.198)

Lap	Seg.1	Seg.2	Seg.3	Seg.4	Lap Time	km/h	Local Time
1		35.059	25.127	21.700			9:47'24.498
2	39.888	34.146	24.734	21.119	1'59.887	203,3	9:49'24.385
3	39.678	36.237	24.801	20.969	2'01.685	201,8	9:51'26.070
4	38.582	<b>33.671</b>	24.280	20.980	1'57.513	206,4	9:53'23.583
5	38.497	34.183	24.388	21.152	1'58.220	206,4	9:55'21.803
6	38.717	33.700	24.250	21.285	1'57.952	199,6	9:57'19.755
7	39.628	41.096	29.128	21.018	2'10.870	198,5	9:59'30.625
8	38.220	34.042	<b>24.060</b>	21.049	1'57.371	203,7	10:01'27.996
9	38.336	35.408	27.568	32.738	2'14.050	203,3	10:03'42.046
10	38.179	45.011	24.305	21.229	2'08.724	<b>212,5</b>	10:05'50.770
11	38.250	34.018	24.634	<b>20.603</b>	1'57.505	205,6	10:07'48.275
12	<b>37.977</b>	33.906	24.131	21.184	<b>1'57.198</b>	209,2	10:09'45.473
13	39.756	36.491	23.492	31.715	2'11.454C	199,6	10:11'56.927
14	39.442	33.929	24.175	21.224	1'58.770	205,6	10:13'55.697
15	38.730	33.878	24.239	21.249	1'58.096	203,3	10:15'53.793

9	39.125	34.255	23.891	29.961	2'07.232	202,5	10:03'45.615
10	<b>38.256</b>	<b>33.502</b>	27.622	43.958	2'23.338P	208,8	10:06'08.953
11	4'24.170	34.055	24.697	21.011	5'43.933P		10:11'52.886
12	38.451	33.536	<b>24.299</b>	21.030	<b>1'57.316</b>	<b>212,9</b>	10:13'50.202
13	38.765	33.642	24.435	20.848	1'57.690	203,7	10:15'47.892

#### 21° 87 T. KAWAKAMI (1'57.445)

Lap	Seg.1	Seg.2	Seg.3	Seg.4	Lap Time	km/h	Local Time
1		36.109	26.515	21.607			9:47'35.402
2	40.324	34.692	24.891	21.610	2'01.517	199,2	9:49'36.919
3	39.009	35.036	24.905	21.413	2'00.363	208,4	9:51'37.282
4	38.968	34.229	24.803	20.935	1'58.935	204,8	9:53'36.217
5	40.115	35.355	24.679	21.199	2'01.348	206,4	9:55'37.565
6	40.154	34.165	24.854	<b>20.915</b>	2'00.088	<b>209,6</b>	9:57'37.653
7	38.621	33.921	25.120	42.143	2'19.805P	203,3	9:59'57.458
8	6'34.987	35.284	24.508	21.042	7'55.821P		10:07'53.279
9	38.940	34.523	24.611	21.714	1'59.788	205,6	10:09'53.067
10	39.074	34.315	24.471	21.023	1'58.883	204,8	10:11'51.950
11	<b>38.410</b>	33.922	25.221	22.328	1'59.881	205,6	10:13'51.831
12	38.454	<b>33.683</b>	<b>24.284</b>	21.024	<b>1'57.445</b>	206,0	10:15'49.276

#### 18° 60 D. GEIGER (1'57.238)

Lap	Seg.1	Seg.2	Seg.3	Seg.4	Lap Time	km/h	Local Time
1		35.507	25.726	21.446			9:47'45.405
2	39.968	34.566	25.123	21.198	2'00.855	207,2	9:49'46.260
3	39.311	34.325	25.818	21.328	2'00.782	206,0	9:51'47.042
4	39.046	34.117	24.671	21.134	1'58.968	204,1	9:53'46.010
5	39.081	34.081	24.562	21.143	1'58.867	211,2	9:55'44.877
6	38.735	34.116	24.561	21.114	1'58.526	206,4	9:57'43.403
7	38.564	34.091	24.606	20.961	1'58.222	206,4	9:59'41.625
8	41.585	33.968	25.351	21.154	2'02.058	210,4	10:01'43.683
9	38.518	33.770	24.597	20.985	1'57.870	206,8	10:03'41.553
10	38.461	41.408	27.247	21.017	2'08.133	204,5	10:05'49.686
11	39.126	34.021	24.623	<b>20.806</b>	1'58.576	197,7	10:07'48.262
12	38.750	33.845	24.374	21.112	1'58.081	202,9	10:09'46.343
13	<b>38.324</b>	<b>33.673</b>	<b>24.194</b>	21.047	<b>1'57.238</b>	209,2	10:11'43.581
14	38.583	38.780	28.676	26.692	2'12.731	206,8	10:13'56.312
15	38.470	33.786	24.363	21.068	1'57.687	<b>214,2</b>	10:15'53.999

#### 22° 43 H. KHOURI (1'57.474)

Lap	Seg.1	Seg.2	Seg.3	Seg.4	Lap Time	km/h	Local Time
1		35.570	25.444	21.583			9:47'31.349
2	40.130	34.494	24.924	21.834	2'01.382	201,8	9:49'32.731
3	39.179	34.161	25.044	21.381	1'59.765	204,5	9:51'32.496
4	40.029	34.207	24.653	20.995	1'59.884	202,5	9:53'32.380
5	38.718	34.368	24.706	20.998	1'58.790	<b>208,0</b>	9:55'31.170
6	38.918	33.801	<b>24.254</b>	21.194	1'58.167	206,8	9:57'29.337
7	38.767	33.709	24.311	21.402	1'58.189	204,5	9:59'27.526
8	40.827	34.792	24.951	21.144	2'01.714	195,9	10:01'29.240
9	39.176	34.054	25.093	40.627	2'18.950P	200,7	10:03'48.190
10	4'40.805	34.330	24.285	21.094	6'00.514P		10:09'48.704
11	38.430	33.798	24.902	<b>20.941</b>	1'58.071	204,5	10:11'46.775
12	<b>38.012</b>	33.936	24.326	21.200	<b>1'57.474</b>	205,2	10:13'44.249
13	38.919	<b>33.646</b>	24.668	20.948	1'58.181	199,9	10:15'42.430

#### 19° 15 A. COPPOLA (1'57.242)

Lap	Seg.1	Seg.2	Seg.3	Seg.4	Lap Time	km/h	Local Time
1		36.165	26.600	21.440			9:47'35.537
2	39.185	34.817	24.572	21.213	1'59.787	199,6	9:49'35.324
3	39.584	34.983	24.644	21.097	2'00.308	198,1	9:51'35.632
4	38.694	33.590	24.358	<b>20.816</b>	1'57.458	197,4	9:53'33.090
5	39.076	34.405	26.507	21.266	2'01.254	198,1	9:55'34.344
6	38.585	<b>33.548</b>	24.323	21.108	1'57.564	<b>200,3</b>	9:57'31.908
7	38.804	33.766	<b>24.091</b>	21.277	1'57.938	198,8	9:59'29.846
8	38.566	36.670	24.409	21.294	2'00.939	197,7	10:01'30.785
9	38.597	33.660	24.672	41.134	2'18.063P	197,7	10:03'48.848
10	4'42.241	40.344	24.438	21.559	6'08.582P		10:09'57.430
11	38.758	33.767	24.286	20.955	1'57.766	198,8	10:11'55.196
12	38.696	33.581	24.182	21.115	1'57.574	197,7	10:13'52.770
13	<b>38.415</b>	33.614	24.357	20.856	<b>1'57.242</b>	197,4	10:15'50.012

#### 23° 11 A. CARRASCO (1'57.500)

Lap	Seg.1	Seg.2	Seg.3	Seg.4	Lap Time	km/h	Local Time
1		36.179	25.656	21.203			9:47'38.998
2	39.924	34.333	25.130	21.050	2'00.437	209,2	9:49'39.435
3	39.637	33.946	25.678	20.736	1'59.997	<b>210,4</b>	9:51'39.432
4	39.371	34.269	24.836	21.133	1'59.609	204,5	9:53'39.041
5	39.041	34.131	30.431	20.927	2'04.530	204,1	9:55'43.571
6	38.488	<b>33.635</b>	24.699	<b>20.692</b>	1'57.514	208,4	9:57'41.085
7	40.252	35.205	25.985	21.270	2'02.712	207,6	9:59'43.797
8	<b>38.298</b>	34.764	25.393	41.844	2'20.299P	210,0	10:02'04.096
9	4'39.797	34.299	24.605	21.186	5'59.887P		10:08'03.983
10	39.066	33.653	24.469	20.958	1'58.146	201,8	10:10'02.129
11	38.718	<b>33.635</b>	<b>24.400</b>	20.929	1'57.682	203,7	10:11'59.811
12	38.461	33.780	<b>24.400</b>	20.859	<b>1'57.500</b>	206,0	10:13'57.311
13	38.351	33.724	24.833	20.969	1'57.877	208,8	10:15'55.188

#### 20° 59 A. ZANCA (1'57.316)

Lap	Seg.1	Seg.2	Seg.3	Seg.4	Lap Time	km/h	Local Time
1		38.277	27.612	21.199			9:47'35.918
2	40.140	35.340	25.053	21.152	2'01.685	204,8	9:49'37.603
3	39.718	34.847	25.540	21.037	2'01.142	204,8	9:51'38.745
4	39.833	34.283	24.707	20.905	1'59.728	208,4	9:53'38.473
5	39.215	34.302	25.245	<b>20.791</b>	1'59.553	209,6	9:55'38.026
6	39.316	34.784	25.029	20.990	2'00.119	205,6	9:57'38.145
7	38.896	33.729	24.801	21.100	1'58.526	209,6	9:59'36.671
8	39.025	34.091	25.899	22.697	2'01.712	204,1	10:01'38.383

#### 24° 28 Y. RUIZ (1'57.526)

Lap	Seg.1	Seg.2	Seg.3	Seg.4	Lap Time	km/h	Local Time
1		36.213	25.389	21.755			9:47'36.917
2	39.772	34.902	25.180	21.624	2'01.478	206,0	9:49'38.395
3	39.234	34.900	25.607	20.901	2'00.642	210,0	9:51'39.037
4	39.364	34.025	24.302	21.062	1'58.753	209,6	9:53'37.790
5	38.422	34.660	24.277	21.489	1'58.848	204,5	9:55'36.638
6	39.600	35.352	24.930	20.845	2'00.727	208,4	9:57'37.365
7	<b>38.182</b>	34.218	31.637	<b>20.732</b>	2'04.769	210,4	9:59'42.134
8	38.704	<b>33.471</b>	24.522	20.829	<b>1'57.526</b>	<b>211,6</b>	10:01'39.660

01/10/2021 P = Pits In/Out - C = Lap Time Cancelled

These data/results cannot be reproduced, stored and/or transmitted in whole or in part by any manner of electronic, mechanical, photocopying, recording, broadcasting or otherwise now known or herein after developed without the previous express consent by the copyright owner, except for reproduction in daily press and regular printed publications on sale to the public within 60 days of the event related to those data/results and always provided that copyright symbol appears together as follows below.

© DORNA WSBK ORGANIZATION Srl 2021



Official Fuel Supplier

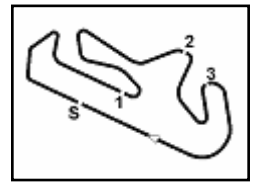


FKR PERGOIA TIMING

Official Tyre Supplier



Official Timekeeper



Portimao 4.592 m

4 / 6

## Motul Portuguese Round, 1-3 October 2021

### Chronological Analysis Free Practice 1st Session

9	38.505	33.694	26.721	43.986	2'22.906P	<b>211,6</b>	10:04'02.566	10	40.314	50.628	24.998	20.865	2'16.805	194,5	10:05'47.518
10	6'28.717	35.579	24.465	21.149	7'49.910P		10:11'52.476	11	39.070	34.021	25.000	21.295	1'59.386	204,1	10:07'46.904
11	39.479	33.689	24.282	21.014	1'58.464	206,4	10:13'50.940	12	41.523	34.106	24.360	20.841	2'00.830	<b>210,8</b>	10:09'47.734
12	38.541	33.919	<b>24.241</b>	21.290	1'57.991	206,0	10:15'48.931	13	38.945	34.189	24.879	20.935	1'58.948	207,2	10:11'46.682
								14	<b>38.631</b>	34.256	24.435	20.964	1'58.286	203,3	10:13'44.968
								15	39.746	34.330	24.508	20.895	1'59.479	205,2	10:15'44.447
<b>25° 23 S. MARKARIAN (1'57.677)</b>															
Lap	Seg.1	Seg.2	Seg.3	Seg.4	Lap Time	km/h	Local Time								
1		35.982	26.000	21.295			9:47'38.117								
2	39.595	34.347	24.645	21.005	1'59.592	207,6	9:49'37.709								
3	38.958	34.432	24.981	20.966	1'59.337	<b>215,4</b>	9:51'37.046								
4	39.144	33.961	24.824	<b>20.798</b>	1'58.727	212,5	9:53'35.773								
5	39.113	34.239	24.441	20.907	1'58.700	211,6	9:55'34.473								
6	38.513	33.961	24.282	20.921	<b>1'57.677</b>	206,8	9:57'32.150								
7	38.954	<b>33.759</b>	24.217	41.864	2'18.794P	211,2	9:59'50.944								
8	6'38.695	34.670	24.349	21.114	7'58.828P		10:07'49.772								
9	39.060	34.082	<b>24.056</b>	<b>20.798</b>	1'57.996	203,7	10:09'47.768								
10	38.719	33.998	25.009	21.125	1'58.851	210,0	10:11'46.619								
11	<b>38.488</b>	33.790	24.312	21.105	1'57.695	203,3	10:13'44.314								
12	38.919	33.839	24.108	21.023	1'57.889	201,4	10:15'42.203								
<b>26° 98 A. MILLAN GOMEZ (1'57.777)</b>															
Lap	Seg.1	Seg.2	Seg.3	Seg.4	Lap Time	km/h	Local Time								
1		36.432	25.556	21.946			9:47'32.789								
2	40.224	35.042	24.585	21.372	2'01.223	197,4	9:49'34.012								
3	40.490	34.477	24.593	21.267	2'00.827	211,6	9:51'34.839								
4	38.857	34.256	24.542	<b>20.743</b>	1'58.398	209,2	9:53'33.237								
5	<b>38.535</b>	43.669	24.439	21.219	2'07.862	<b>212,1</b>	9:55'41.099								
6	38.594	<b>33.854</b>	24.550	20.779	<b>1'57.777</b>	206,0	9:57'38.876								
7	38.984	33.902	<b>24.201</b>	20.993	1'58.080	207,2	9:59'36.956								
8	41.802	37.982	24.634	21.082	2'05.500	208,0	10:01'42.456								
9	38.717	34.082	24.492	42.266	2'19.557P	203,3	10:04'02.013								
10	4'46.208	38.545	26.154	45.198	6'36.105P		10:10'38.118								
11	1'33.214	38.440	36.157	21.234	3'09.045P		10:13'47.163								
12	39.149	34.315	24.433	20.893	1'58.790	207,2	10:15'45.953								
<b>27° 41 M. GARCIA (1'57.859)</b>															
Lap	Seg.1	Seg.2	Seg.3	Seg.4	Lap Time	km/h	Local Time								
1		35.275	25.303	21.290			9:47'44.272								
2	39.575	34.161	24.875	21.590	2'00.201	205,6	9:49'44.473								
3	38.689	33.745	24.727	21.080	1'58.241	211,2	9:51'42.714								
4	38.448	33.745	24.780	20.886	<b>1'57.859</b>	210,0	9:53'40.573								
5	38.648	33.735	24.692	20.923	1'57.998	204,5	9:55'38.571								
6	38.945	34.154	24.620	20.861	1'58.580	210,0	9:57'37.151								
7	<b>38.366</b>	34.049	32.375	21.179	2'05.969	208,0	9:59'43.120								
8	38.472	33.998	24.748	<b>20.824</b>	1'58.042	211,2	10:01'41.162								
9	38.581	<b>33.721</b>	24.814	20.935	1'58.051	210,0	10:03'39.213								
10	39.288	35.385	30.140	22.138	2'06.951	202,9	10:05'46.164								
11	39.175	33.995	24.869	21.555	1'59.594	202,2	10:07'45.758								
12	44.742	39.288	<b>24.406</b>	21.001	2'09.437	197,0	10:09'55.195								
13	39.278	33.878	24.529	27.280	2'04.965P	<b>212,1</b>	10:12'00.160								
14	2'38.961	42.966	24.864	21.559	4'08.350P		10:16'08.510								
<b>28° 53 P. SVOBODA (1'57.935)</b>															
Lap	Seg.1	Seg.2	Seg.3	Seg.4	Lap Time	km/h	Local Time								
1		36.039	25.983	22.113			9:47'27.499								
2	40.233	36.005	25.368	21.192	2'02.798	195,6	9:49'30.297								
3	39.702	35.012	24.890	21.551	2'01.155	209,6	9:51'31.452								
4	39.744	34.326	24.571	21.046	1'59.687	195,2	9:53'31.139								
5	39.618	35.051	24.591	<b>20.788</b>	2'00.048	201,8	9:55'31.187								
6	39.052	34.597	24.286	20.927	1'58.862	205,6	9:57'30.049								
7	38.926	<b>33.623</b>	<b>24.161</b>	21.225	<b>1'57.935</b>	207,2	9:59'27.984								
8	39.434	34.291	24.301	21.272	1'59.298	198,8	10:01'27.282								
9	39.414	35.505	27.097	21.415	2'03.431	194,5	10:03'30.713								
<b>29° 26 M. GENNAI (1'58.006)</b>															
Lap	Seg.1	Seg.2	Seg.3	Seg.4	Lap Time	km/h	Local Time								
1		35.642	26.465	21.310			9:47'43.367								
2	40.246	34.299	24.691	21.542	2'00.778	201,0	9:49'44.145								
3	38.607	34.063	24.542	21.151	1'58.363	203,3	9:51'42.508								
4	38.752	33.956	24.613	<b>20.728</b>	1'58.049	205,6	9:53'40.557								
5	38.674	33.724	24.781	20.827	<b>1'58.006</b>	204,1	9:55'38.563								
6	<b>38.306</b>	34.319	24.610	20.786	1'58.021	<b>215,0</b>	9:57'36.584								
7	38.464	33.957	25.312	21.284	1'59.017	200,7	9:59'35.601								
8	38.828	35.561	25.066	45.492	2'24.947P	197,7	10:02'00.548								
9	4'19.384	34.734	24.212	27.698	5'46.028P		10:07'46.576								
10	41.526	33.969	24.188	21.377	2'01.060	206,8	10:09'47.636								
11	38.591	34.195	<b>24.181</b>	21.202	1'58.169	206,4	10:11'45.805								
12	38.320	33.936	24.699	21.470	1'58.425	203,7	10:13'44.230								
13	39.364	<b>33.459</b>	24.591	20.788	1'58.202	195,6	10:15'42.432								
<b>30° 93 M. GAGGI (1'58.085)</b>															
Lap	Seg.1	Seg.2	Seg.3	Seg.4	Lap Time	km/h	Local Time								
1		36.439	26.972	22.051			9:47'40.836								
2	41.018	34.874	25.379	21.200	2'02.471	198,1	9:49'43.307								
3	39.088	34.160	24.667	21.400	1'59.315	206,8	9:51'42.622								
4	38.946	33.827	24.887	<b>20.976</b>	1'58.636	207,2	9:53'41.258								
5	39.228	34.481	24.712	21.414	1'59.835	<b>208,0</b>	9:55'41.093								
6	38.926	34.223	24.517	21.349	1'59.015	206,8	9:57'40.108								
7	38.964	33.922	24.438	21.457	1'58.781	207,6	9:59'38.889								
8	39.127	33.816	24.323	21.563	1'58.829	205,6	10:01'37.718								
9	39.696	33.920	23.807	28.430	2'05.853	194,5	10:03'43.571								
10	38.829	34.400	24.963	22.153	2'00.345	204,1	10:05'43.916								
11	38.826	<b>33.557</b>	<b>24.297</b>	21.511	1'58.191	204,1	10:07'42.107								
12	41.236	34.332	29.557	27.572	2'12.697	198,5	10:09'54.804								
13	38.727	33.814	24.356	21.192	1'58.089	205,6	10:11'52.893								
14	38.788	33.704	24.440	21.153	<b>1'58.085</b>	206,4	10:13'50.978								
15	<b>38.712</b>	33.903	24.506	21.291	1'58.412	206,4	10:15'49.390								
<b>31° 88 D. MOGEDA (1'58.155)</b>															
Lap	Seg.1	Seg.2	Seg.3	Seg.4	Lap Time	km/h	Local Time								
1		36.015	26.017	21.543			9:47'38.705								
2	39.938	34.280	25.157	21.148	2'00.523	207,6	9:49'39.228								
3	39.323	34.086	25.273	<b>20.970</b>	1'59.652	207,2	9:51'38.880								
4	38.812	34.190	24.707	21.013	1'58.722	<b>214,2</b>	9:53'37.602								
5	39.492	39.300	24.770	21.000	2'04.562	202,9	9:55'42.164								
6	38.882	33.916	24.701	21.062	1'58.561	208,4	9:57'40.725								
7	38.837	34.187	23.725	27.177	2'03.926	208,4	9:59'44.651								
8	38.968	33.881	25.370	20.975	1'59.194	203,3	10:01'43.845								
9	<b>38.589</b>	<b>33.805</b>	<b>24.616</b>	21.145	<b>1'58.155</b>	208,8	10:03'42.000								
10	43.769	36.912	27.495	42.519	2'30.695P	210,4	10:06'12.695								
11	4'23.329	34.542	24.985	21.623	5'44.479P		10:11'57.174								
12	39.571	34.562	25.615	21.128	2'00.876	210,4	10:13'58.050								
13	38.998	34.000	24.798	21.017	1'58.813	204,1	10:15'56.863								
<b>32° 32 T. ALONSO (1'58.575)</b>															
Lap	Seg.1	Seg.2	Seg.3	Seg.4	Lap Time	km/h	Local Time								
1		36.191	26.989	21.262			9:47'35.793								
2	39.487	34.652	24.929	21.420	2'00.488	210,4	9:49'36.281								
3	39.463	34.624	25.147	21.178	2'00.412	202,5	9:51'36.693								
4	39.299	33.986	24.841	20.893	1'59.019	204,1	9:53'35.712								

01/10/2021 P = Pits In/Out - C = Lap Time Cancelled

These data/results cannot be reproduced, stored and/or transmitted in whole or in part by any manner of electronic, mechanical, photocopying, recording, broadcasting or otherwise now known or herein after developed without the previous express consent by the copyright owner, except for reproduction in daily press and regular printed publications on sale to the public within 60 days of the event related to those data/results and always provided that copyright symbol appears together as follows below.

© DORNA WSBK ORGANIZATION Srl 2021



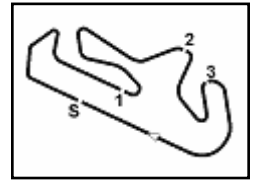
Official Fuel Supplier



Official Tyre Supplier



Official Timekeeper



Portimao 4.592 m

## Motul Portuguese Round, 1-3 October 2021

### Chronological Analysis Free Practice 1st Session

5 / 6

5	39.851	40.783	25.153	20.984	2'06.771	208,4	9:55'42.483	10	39.006	35.105	23.450	26.453	2'04.014	204,5	10:05'45.630
6	<b>38.962</b>	33.850	24.846	20.917	<b>1'58.575</b>	208,8	9:57'41.058	11	39.882	34.381	24.932	21.188	2'00.383	196,3	10:07'46.013
7	39.079	34.697	25.084	21.045	1'59.905	<b>212,9</b>	9:59'40.963	12	39.863	34.479	<b>24.435</b>	21.624	2'00.401	203,3	10:09'46.414
8	39.284	<b>33.810</b>	<b>24.690</b>	<b>20.883</b>	1'58.667	206,4	10:01'39.630	13	<b>38.986</b>	<b>33.966</b>	24.499	21.729	<b>1'59.180</b>	207,6	10:11'45.594
9	39.763	41.338	25.646	43.186	2'29.933P	207,2	10:04'09.563	14	39.199	35.303	24.969	<b>21.075</b>	2'00.546	197,0	10:13'46.140
10	11'26.986	36.327	25.436	21.886	12'50.635P		10:17'00.198	15	39.028	35.441	24.751	21.101	2'00.321	208,0	10:15'46.461

33° 7 J. GIMBERT (1'58.661)							
Lap	Seg.1	Seg.2	Seg.3	Seg.4	Lap Time	km/h	Local Time
1							9:47'38.998
2					1'59.366		9:49'38.364
3					2'00.617		9:51'38.981
4					1'59.011		9:53'37.992
5					2'18.011P		9:55'56.003
6					5'21.475P		10:01'17.478
7					2'00.096		10:03'17.574
8					1'59.291		10:05'16.865
9					2'21.273P		10:07'38.138
10	3'17.130	34.232	24.896	21.571	4'37.829P		10:12'15.967
11	38.918	33.923	24.616	<b>21.288</b>	1'58.745	197,4	10:14'14.712
12	<b>38.877</b>	<b>33.772</b>	<b>24.579</b>	21.433	<b>1'58.661</b>	<b>201,0</b>	10:16'13.373

37° 35 Y. SAIZ MARQUEZ (1'59.444)							
Lap	Seg.1	Seg.2	Seg.3	Seg.4	Lap Time	km/h	Local Time
1							9:47'30.893
2					40.824	35.156	25.096
3					40.430	34.680	25.060
4					39.516	34.252	25.053
5					40.284	34.461	24.789
6					39.905	35.870	25.021
7					39.377	34.457	24.787
8					39.504	34.217	25.294
9					39.274	34.739	24.883
10					40.252	37.231	25.365
11					39.390	34.108	<b>24.598</b>
12					40.277	35.651	26.543
13					<b>38.903</b>	34.764	25.332
14					47.620	34.430	24.822
15					39.384	<b>34.068</b>	24.663

34° 55 A. FRAPPOLA (1'58.774)							
Lap	Seg.1	Seg.2	Seg.3	Seg.4	Lap Time	km/h	Local Time
1							9:47'36.148
2					40.563	35.568	25.569
3					39.994	34.575	25.059
4					39.631	34.226	25.545
5					39.734	34.890	24.670
6					39.060	34.343	24.936
7					38.967	34.475	24.743
8					39.562	<b>33.868</b>	25.075
9					<b>38.875</b>	34.230	<b>24.407</b>
10					41.066	44.115	24.594
11					39.018	47.543	27.187
12					39.314	34.742	24.675
13					40.529	34.366	24.748
14					1'40.082	36.296	30.235

38° 21 V. PEREZ SELFA (1'59.475)							
Lap	Seg.1	Seg.2	Seg.3	Seg.4	Lap Time	km/h	Local Time
1							9:47'27.903
2					40.354	35.348	25.124
3					39.679	36.278	25.295
4					40.316	35.484	25.070
5					39.580	34.521	24.758
6					42.391	41.412	25.117
7					10'19.611	36.679	24.792
8					39.735	<b>33.897</b>	<b>24.608</b>
9					<b>39.224</b>	34.098	24.877
10					39.604	35.837	26.027

35° 97 F. PALAZZI (1'58.914)							
Lap	Seg.1	Seg.2	Seg.3	Seg.4	Lap Time	km/h	Local Time
1							9:48'02.878
2					40.670	34.712	25.334
3					40.031	34.407	24.902
4					39.620	34.137	25.032
5					40.529	36.800	26.886
6					9'51.905	34.346	<b>24.747</b>
7					40.318	35.779	25.008
8					39.514	<b>33.996</b>	24.969
9					<b>38.992</b>	34.044	24.926
10					40.228	39.473	24.902

39° 70 M. DUARTE (1'59.889)							
Lap	Seg.1	Seg.2	Seg.3	Seg.4	Lap Time	km/h	Local Time
1							9:47'38.794
2					40.660	34.886	25.451
3					39.896	35.134	25.505
4					39.859	34.630	25.055
5					40.075	34.842	25.347
6					41.257	37.281	25.520
7					8'11.170	35.356	25.522
8					39.724	34.505	<b>24.755</b>
9					<b>39.422</b>	34.328	24.953
10					39.520	34.408	25.006
11					39.528	<b>34.067</b>	24.829

36° 56 J. KOCOUREK (1'59.180)							
Lap	Seg.1	Seg.2	Seg.3	Seg.4	Lap Time	km/h	Local Time
1							9:47'24.518
2					41.342	35.798	25.812
3					40.221	35.557	25.518
4					39.546	35.805	25.582
5					40.327	35.785	25.882
6					39.717	34.868	25.232
7					39.594	34.454	25.760
8					39.914	34.862	25.045
9					39.128	34.429	24.733

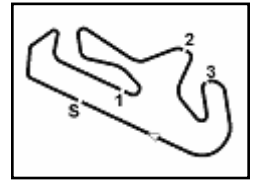
40° 22 J. ROMERO (2'00.813)							
Lap	Seg.1	Seg.2	Seg.3	Seg.4	Lap Time	km/h	Local Time
1							9:47'24.896
2					42.242	36.519	26.796
3					41.094	35.967	26.132
4					40.707	35.633	26.442
5					2'16.940	35.875	26.018
6					40.640	35.719	25.230
7					39.854	35.076	25.165
8					39.992	34.845	24.978
9					<b>39.780</b>	34.643	25.246

01/10/2021 P = Pits In/Out - C = Lap Time Cancelled

These data/results cannot be reproduced, stored and/or transmitted in whole or in part by any manner of electronic, mechanical, photocopying, recording, broadcasting or otherwise now known or herein after developed without the previous express consent by the copyright owner, except for reproduction in daily press and regular printed publications on sale to the public within 60 days of the event related to those data/results and always provided that copyright symbol appears together as follows below.

© DORNA WSBK ORGANIZATION Srl 2021





## Motul Portuguese Round, 1-3 October 2021

### Chronological Analysis Free Practice 1st Session

10	39.914	34.784	24.891	21.585	2'01.174	202,5	10:07'48.019
11	40.574	35.115	24.951	21.809	2'02.449	197,0	10:09'50.468
12	41.023	35.828	25.352	21.508	2'03.711	196,3	10:11'54.179
13	40.081	34.837	<b>24.715</b>	21.928	2'01.561	202,2	10:13'55.740
14	40.097	<b>34.426</b>	24.744	21.546	<b>2'00.813</b>	199,6	10:15'56.553

41° 18 I. OFFER (2'02.217)							
Lap	Seg.1	Seg.2	Seg.3	Seg.4	Lap Time	km/h	Local Time
1		37.959	27.761	22.660			9:47'25.151
2	41.529	36.147	27.326	23.019	2'08.021	198,8	9:49'33.172
3	42.291	36.534	26.836	21.794	2'07.455	<b>203,7</b>	9:51'40.627
4	40.605	35.987	26.038	22.070	2'04.700	201,4	9:53'45.327
5	40.669	35.662	25.766	22.364	2'04.461	199,6	9:55'49.788
6	40.698	35.535	25.765	22.077	2'04.075	194,9	9:57'53.863
7	40.519	35.801	25.844	22.423	2'04.587	191,4	9:59'58.450
8	40.368	35.551	25.458	22.092	2'03.469	191,1	10:02'01.919
9	40.851	36.457	27.990	22.316	2'07.614	190,4	10:04'09.533
10	40.503	35.319	26.022	22.233	2'04.077	190,1	10:06'13.610
11	40.489	35.112	25.555	<b>21.753</b>	2'02.909	189,8	10:08'16.519
12	41.544	37.292	26.168	22.067	2'07.071	193,8	10:10'23.590
13	40.206	35.212	25.465	21.821	2'02.704	192,5	10:12'26.294
14	40.024	<b>35.040</b>	<b>25.178</b>	21.975	<b>2'02.217</b>	190,8	10:14'28.511
15	<b>39.998</b>	35.170	25.768	43.257	2'24.193P	189,8	10:16'52.704

42° 66 D. BORGES							
Lap	Seg.1	Seg.2	Seg.3	Seg.4	Lap Time	km/h	Local Time
1		<b>37.548</b>	31.434	45.254			9:48'11.276
2	4'43.401	43.599	<b>29.896</b>	46.971	6'43.867P		9:54'55.143
3	2'11.203	41.617	30.865	49.176	4'12.861P		9:59'08.004

01/10/2021 P = Pits In/Out - C = Lap Time Cancelled

These data/results cannot be reproduced, stored and/or transmitted in whole or in part by any manner of electronic, mechanical, photocopying, recording, broadcasting or otherwise now known or herein after developed without the previous express consent by the copyright owner, except for reproduction in daily press and regular printed publications on sale to the public within 60 days of the event related to those data/results and always provided that copyright symbol appears together as follows below.

© DORNA WSBK ORGANIZATION Srl 2021

