

Motul Portuguese Round, 1-3 October 2021

Results Free Practice 2nd Session

Portimao 4.592 m
1 / 2

No.	Rider	Nat	Team	Bike	Time	Gap	Rel.	Laps	Speed	
									Avg	Max
1	69 T. BOOTH-AMOS	GBR	Fusport - Rt Motorsports by SKM Kawasaki	Kawasaki Ninja 400	1'56.616			11	141,758	206,8
2	46 S. DI SORA	FRA	Leader Team Flembbo	Kawasaki Ninja 400	1'57.146	0.530	0.530	12	141,116	207,6
3	54 B. SOFUOGLU	TUR	Biblion Yamaha Motoxrcing	Yamaha YZF-R3	1'57.212	0.596	0.066	13	141,037	208,8
4	99 A. HUERTAS	ESP	MTM Kawasaki	Kawasaki Ninja 400	1'57.221	0.605	0.009	12	141,026	207,6
5	8 B. IERACI	ITA	Prodina Team WorldSSP300	Kawasaki Ninja 400	1'57.267	0.651	0.046	15	140,971	206,8
6	1 J. BUIS	NED	MTM Kawasaki	Kawasaki Ninja 400	1'57.376	0.760	0.109	11	140,840	206,0
7	28 Y. RUIZ	ESP	Yamaha MS Racing	Yamaha YZF-R3	1'57.437	0.821	0.061	13	140,767	208,0
8	83 M. KAWAKAMI	BRA	AD78 Team Brasil by MS Racing	Yamaha YZF-R3	1'57.518	0.902	0.081	13	140,670	205,6
9	73 J. PEREZ GONZALEZ	ESP	Accolade Smrz Racing	Kawasaki Ninja 400	1'57.532	0.916	0.014	14	140,653	210,0
10	80 G. MASTROLUCA	ITA	ProGP Racing	Yamaha YZF-R3	1'57.554	0.938	0.022	14	140,626	211,2
11	94 F. LLAMBIAS	URU	Machado CAME SBK	Yamaha YZF-R3	1'57.672	1.056	0.118	14	140,485	207,2
12	61 Y. OKAYA	JPN	MTM Kawasaki	Kawasaki Ninja 400	1'57.707	1.091	0.035	12	140,444	215,4
13	17 K. MEUFFELS	NED	MTM Kawasaki	Kawasaki Ninja 400	1'57.709	1.093	0.002	11	140,441	217,6
14	85 K. SABATUCCI	ITA	Kawasaki GP Project	Kawasaki Ninja 400	1'57.811	1.195	0.102	12	140,320	211,6
15	11 A. CARRASCO	ESP	Kawasaki Provec WorldSSP300	Kawasaki Ninja 400	1'57.811	1.195	0.000	15	140,320	210,8
16	72 V. STEEMAN	NED	Freudenberg KTM WorldSSP Team	KTM RC 390 R	1'57.848	1.232	0.037	14	140,276	210,0
17	59 A. ZANCA	ITA	Kawasaki GP Project	Kawasaki Ninja 400	1'57.849	1.233	0.001	14	140,274	207,6
18	52 O. KONIG	CZE	Movisio by MIE	Kawasaki Ninja 400	1'57.939	1.323	0.090	14	140,167	215,9
19	58 I. IGLESIAS	ESP	SMW Racing	Kawasaki Ninja 400	1'57.939	1.323	0.000	13	140,167	210,0
20	26 M. GENNAI	ITA	Team BRcorse	Yamaha YZF-R3	1'57.989	1.373	0.050	14	140,108	203,3
21	87 T. KAWAKAMI	BRA	AD78 Team Brasil by MS Racing	Yamaha YZF-R3	1'57.997	1.381	0.008	14	140,098	207,6
22	7 J. GIMBERT	FRA	OUTDO TPR Team Pedercini Racing	Kawasaki Ninja 400	1'58.001	1.385	0.004	13	140,094	205,2
23	77 R. BIJMAN	NED	Machado CAME SBK	Yamaha YZF-R3	1'58.042	1.426	0.041	13	140,045	210,8
24	41 M. GARCIA	ESP	Prodina Team WorldSSP300	Kawasaki Ninja 400	1'58.153	1.537	0.111	14	139,914	209,2
25	15 A. COPPOLA	ITA	Team Trasimeno	Yamaha YZF-R3	1'58.259	1.643	0.106	13	139,788	207,6
26	88 D. MOGEDA	ESP	Team#109 Kawasaki	Kawasaki Ninja 400	1'58.468	1.852	0.209	14	139,541	205,6
27	60 D. GEIGER	GER	Fusport - Rt Motorsports by SKM Kawasaki	Kawasaki Ninja 400	1'58.494	1.878	0.026	14	139,511	204,1
28	23 S. MARKARIAN	FRA	Leader Team Flembbo	Kawasaki Ninja 400	1'58.603	1.987	0.109	14	139,383	205,6
29	97 F. PALAZZI	ITA	ProGP Racing	Yamaha YZF-R3	1'58.605	1.989	0.002	14	139,380	205,2
30	21 V. PEREZ SELFA	ESP	Machado CAME SBK	Yamaha YZF-R3	1'58.621	2.005	0.016	3	139,361	202,9
31	98 A. MILLAN GOMEZ	ESP	2R Racing	Kawasaki Ninja 400	1'58.685	2.069	0.064	14	139,286	204,5
32	53 P. SVOBODA	CZE	WRP Wepol Racing	Yamaha YZF-R3	1'58.745	2.129	0.060	4	139,216	204,8
33	43 H. KHOURI	AUS	Fusport - Rt Motorsports by SKM Kawasaki	Kawasaki Ninja 400	1'58.797	2.181	0.052	13	139,155	202,2
34	93 M. GAGGI	ITA	Biblion Yamaha Motoxrcing	Yamaha YZF-R3	1'59.057	2.441	0.260	12	138,851	208,4
35	35 Y. SAIZ MARQUEZ	ESP	Vinales Racing Team	Yamaha YZF-R3	1'59.444	2.828	0.387	15	138,401	208,8
36	56 J. KOCOUREK	CZE	Accolade Smrz Racing	Kawasaki Ninja 400	1'59.612	2.996	0.168	15	138,207	201,4
37	32 T. ALONSO	POR	QUARESMA Racing	Kawasaki Ninja 400	1'59.651	3.035	0.039	7	138,162	194,5
38	55 A. FRAPPOLA	ITA	Chiodo Moto Racing	Kawasaki Ninja 400	1'59.908	3.292	0.257	7	137,866	201,8
39	66 D. BORGES	POR	Speed Master Racing Team	Kawasaki Ninja 400	1'59.914	3.298	0.006	12	137,859	208,4
40	22 J. ROMERO	ARG	SMW Racing	Kawasaki Ninja 400	2'01.846	5.230	1.932	14	135,673	192,8
41	18 I. OFFER	GBR	SMW Racing	Kawasaki Ninja 400	2'02.159	5.543	0.313	12	135,325	194,9
42	70 M. DUARTE	POR	Yamaha MS Racing	Yamaha YZF-R3	2'02.558	5.942	0.399	12	134,885	198,1

Qualifying Lap Time (107% of 1'56.616): 2'04.780

AIR	Humidity:	36%	Temp:	29°C
TRACK	Condition:	Dry	Temp:	48°C

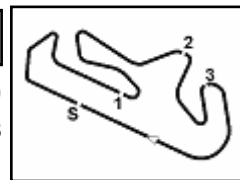
Records	Pole (SP)	2019 M.Gonzalez	1'55.345	143,320	Km/h
	Race (RC)	2019 M.Gonzalez	1'55.810	142,740	Km/h
	All Times (WUP)	2019 S.Deroue	1'55.344	143,320	Km/h

Start 01/10/2021 14:15 End 14:52 The results are provisional until the end of the time limit for protests and appeals and the completion of the technical checks.

These data/results cannot be reproduced, stored and/or transmitted in whole or in part by any manner of electronic, mechanical, photocopying, recording, broadcasting or otherwise now known or herein after developed without the previous express consent by the copyright owner, except for reproduction in daily press and regular printed publications on sale to the public within 60 days of the event related to those data/results and always provided that copyright symbol appears together as follows below.

© DORNA WSBK ORGANIZATION Srl 2021





Motul Portuguese Round, 1-3 October 2021

Results Free Practice 2nd Session

Session Highlights

Local Time	No. Rider	Description
14.14.19	55 A. FRAPPOLA	will lose the first 15 min of FP2 (Infringement of Art.1.21.2)
14.15.00		Start
14.27.39		RED FLAG
14.28.06	53 P. SVOBODA	Crashed - Turn 15
14.29.52	53 P. SVOBODA	Medical Centre
14.32.00		Session Restart
14.36.34	32 T. ALONSO	Technical Problem - Turn 7
14.44.18	58 I. IGLESIAS	Lap Cancelled (2'04.378) - Exceeded Track Limits - Turn 1
14.47.41	46 S. DI SORA	Crashed - Turn 13
14.48.10	46 S. DI SORA	Re-joined
14.49.59	43 H. KHOURI	Crashed - Turn 15
14.50.18	69 T. BOOTH-AMOS	Lap Cancelled (1'59.640) - Exceeded Track Limits - Turn 9
14.52.22		End Of Session

Fastest Laps Sequence

No.	Rider	Nat	Team	Bike	Local Time	Time	Gap	Avg
83	M. KAWAKAMI	BRA	AD78 Team Brasil by MS Racing	Yamaha YZF-R3	14:19'24.145	2'00.244		137,480
32	T. ALONSO	POR	QUARESMA Racing	Kawasaki Ninja 400	14:19'26.052	1'59.651	-0.593	138,162
60	D. GEIGER	GER	Fusport - Rt Motorsports by SKM Kawasaki	Kawasaki Ninja 400	14:19'41.732	1'59.541	-0.110	138,289
43	H. KHOURI	AUS	Fusport - Rt Motorsports by SKM Kawasaki	Kawasaki Ninja 400	14:19'41.836	1'59.514	-0.027	138,320
1	J. BUIS	NED	MTM Kawasaki	Kawasaki Ninja 400	14:19'42.274	1'58.521	-0.993	139,479
61	Y. OKAYA	JPN	MTM Kawasaki	Kawasaki Ninja 400	14:19'42.926	1'58.077	-0.444	140,004
99	A. HUERTAS	ESP	MTM Kawasaki	Kawasaki Ninja 400	14:19'47.386	1'57.887	-0.190	140,229
94	F. LLAMBIAS	URU	Machado CAME SBK	Yamaha YZF-R3	14:19'47.598	1'57.679	-0.208	140,477
54	B. SOFUOGLU	TUR	Biblion Yamaha Motoxracing	Yamaha YZF-R3	14:21'42.437	1'57.212	-0.467	141,037
69	T. BOOTH-AMOS	GBR	Fusport - Rt Motorsports by SKM Kawasaki	Kawasaki Ninja 400	14:25'49.823	1'56.867	-0.345	141,453
69	T. BOOTH-AMOS	GBR	Fusport - Rt Motorsports by SKM Kawasaki	Kawasaki Ninja 400	14:45'59.085	1'56.616	-0.251	141,758

Start 01/10/2021 14:15 End 14:52 The results are provisional until the end of the time limit for protests and appeals and the completion of the technical checks.

These data/results cannot be reproduced, stored and/or transmitted in whole or in part by any manner of electronic, mechanical, photocopying, recording, broadcasting or otherwise now known or herein after developed without the previous express consent by the copyright owner, except for reproduction in daily press and regular printed publications on sale to the public within 60 days of the event related to those data/results and always provided that copyright symbol appears together as follows below.

© DORNA WSBK ORGANIZATION Srl 2021



Official Fuel Supplier

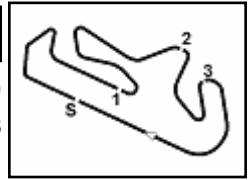


PIRELLI

Official Tyre Supplier



Official Timekeeper



Motul Portuguese Round, 1-3 October 2021

Free Practices Combined Results after FP2

Portimao 4.592 m

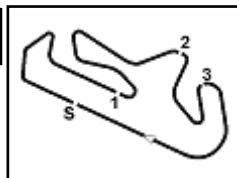
No. Rider	Nat Team	Bike	FP1	FP2	Time	Gap	Rel.	Avg	LL
1 69 T. BOOTH-AMOS	GBR Fusport - Rt Motorsports by SKM Kawasaki	Kawasaki Ninja 400	1'56.273	1'56.616	1'56.273			142,176	19
2 99 A. HUERTAS	ESP MTM Kawasaki	Kawasaki Ninja 400	1'56.282	1'57.221	1'56.282	0.009	0.009	142,165	26
3 58 I. IGLESIAS	ESP SMW Racing	Kawasaki Ninja 400	1'56.283	1'57.939	1'56.283	0.010	0.001	142,164	26
4 94 F. LLAMBIAS	URU Machado CAME SBK	Yamaha YZF-R3	1'56.412	1'57.672	1'56.412	0.139	0.129	142,006	27
5 17 K. MEUFFELS	NED MTM Kawasaki	Kawasaki Ninja 400	1'56.425	1'57.709	1'56.425	0.152	0.013	141,990	23
6 1 J. BUIS	NED MTM Kawasaki	Kawasaki Ninja 400	1'56.465	1'57.376	1'56.465	0.192	0.040	141,941	22
7 8 B. IERACI	ITA Prodina Team WorldSSP300	Kawasaki Ninja 400	1'56.501	1'57.267	1'56.501	0.228	0.036	141,897	27
8 85 K. SABATUCCI	ITA Kawasaki GP Project	Kawasaki Ninja 400	1'56.509	1'57.811	1'56.509	0.236	0.008	141,888	23
9 54 B. SOFUOGLU	TUR Biblion Yamaha Motoxrcing	Yamaha YZF-R3	1'56.765	1'57.212	1'56.765	0.492	0.256	141,577	27
10 73 J. PEREZ GONZALEZ	ESP Accolade Smrz Racing	Kawasaki Ninja 400	1'56.822	1'57.532	1'56.822	0.549	0.057	141,508	26
11 80 G. MASTROLUCA	ITA ProGP Racing	Yamaha YZF-R3	1'56.823	1'57.554	1'56.823	0.550	0.001	141,506	24
12 46 S. DI SORA	FRA Leader Team Flembbo	Kawasaki Ninja 400	1'57.063	1'57.146	1'57.063	0.790	0.240	141,216	23
13 61 Y. OKAYA	JPN MTM Kawasaki	Kawasaki Ninja 400	1'57.065	1'57.707	1'57.065	0.792	0.002	141,214	26
14 77 R. BIJMAN	NED Machado CAME SBK	Yamaha YZF-R3	1'57.134	1'58.042	1'57.134	0.861	0.069	141,131	25
15 72 V. STEEMAN	NED Freudenberg KTM WorldSSP Team	KTM RC 390 R	1'57.184	1'57.848	1'57.184	0.911	0.050	141,070	27
16 83 M. KAWAKAMI	BRA AD78 Team Brasil by MS Racing	Yamaha YZF-R3	1'57.189	1'57.518	1'57.189	0.916	0.005	141,064	21
17 52 O. KONIG	CZE Movisio by MIE	Kawasaki Ninja 400	1'57.198	1'57.939	1'57.198	0.925	0.009	141,054	28
18 60 D. GEIGER	GER Fusport - Rt Motorsports by SKM Kawasaki	Kawasaki Ninja 400	1'57.238	1'58.494	1'57.238	0.965	0.040	141,005	28
19 15 A. COPPOLA	ITA Team Trasimeno	Yamaha YZF-R3	1'57.242	1'58.259	1'57.242	0.969	0.004	141,001	25
20 59 A. ZANCA	ITA Kawasaki GP Project	Kawasaki Ninja 400	1'57.316	1'57.849	1'57.316	1.043	0.074	140,912	26
21 28 Y. RUIZ	ESP Yamaha MS Racing	Yamaha YZF-R3	1'57.526	1'57.437	1'57.437	1.164	0.121	140,767	24
22 87 T. KAWAKAMI	BRA AD78 Team Brasil by MS Racing	Yamaha YZF-R3	1'57.445	1'57.997	1'57.445	1.172	0.008	140,757	25
23 43 H. KHOURI	AUS Fusport - Rt Motorsports by SKM Kawasaki	Kawasaki Ninja 400	1'57.474	1'58.797	1'57.474	1.201	0.029	140,722	25
24 11 A. CARRASCO	ESP Kawasaki Provec WorldSSP300	Kawasaki Ninja 400	1'57.500	1'57.811	1'57.500	1.227	0.026	140,691	27
25 23 S. MARKARIAN	FRA Leader Team Flembbo	Kawasaki Ninja 400	1'57.677	1'58.603	1'57.677	1.404	0.177	140,479	25
26 98 A. MILLAN GOMEZ	ESP 2R Racing	Kawasaki Ninja 400	1'57.777	1'58.685	1'57.777	1.504	0.100	140,360	25
27 41 M. GARCIA	ESP Prodina Team WorldSSP300	Kawasaki Ninja 400	1'57.859	1'58.153	1'57.859	1.586	0.082	140,263	27
28 53 P. SVOBODA	CZE WRP Wepol Racing	Yamaha YZF-R3	1'57.935	1'58.745	1'57.935	1.662	0.076	140,172	18
29 26 M. GENNAI	ITA Team BRcorse	Yamaha YZF-R3	1'58.006	1'57.989	1'57.989	1.716	0.054	140,108	26
30 7 J. GIMBERT	FRA OUTDO TPR Team Pedercini Racing	Kawasaki Ninja 400	1'58.661	1'58.001	1'58.001	1.728	0.012	140,094	24
31 93 M. GAGGI	ITA Biblion Yamaha Motoxrcing	Yamaha YZF-R3	1'58.085	1'59.057	1'58.085	1.812	0.084	139,994	26
32 88 D. MOGEDA	ESP Team#109 Kawasaki	Kawasaki Ninja 400	1'58.155	1'58.468	1'58.155	1.882	0.070	139,911	26
33 32 T. ALONSO	POR QUARESMA Racing	Kawasaki Ninja 400	1'58.575	1'59.651	1'58.575	2.302	0.420	139,416	16
34 97 F. PALAZZI	ITA ProGP Racing	Yamaha YZF-R3	1'58.914	1'58.605	1'58.605	2.332	0.030	139,380	23
35 21 V. PEREZ SELFA	ESP Machado CAME SBK	Yamaha YZF-R3	1'59.475	1'58.621	1'58.621	2.348	0.016	139,361	12
36 55 A. FRAPPOLA	ITA Chiodo Moto Racing	Kawasaki Ninja 400	1'58.774	1'59.908	1'58.774	2.501	0.153	139,182	20
37 56 J. KOCOUREK	CZE Accolade Smrz Racing	Kawasaki Ninja 400	1'59.180	1'59.612	1'59.180	2.907	0.406	138,708	29
38 35 Y. SAIZ MARQUEZ	ESP Vinales Racing Team	Yamaha YZF-R3	1'59.444	1'59.444	1'59.444	3.171	0.264	138,401	29
39 70 M. DUARTE	POR Yamaha MS Racing	Yamaha YZF-R3	1'59.889	2'02.558	1'59.889	3.616	0.445	137,888	22
40 66 D. BORGES	POR Speed Master Racing Team	Kawasaki Ninja 400		1'59.914	1'59.914	3.641	0.025	137,859	14
41 22 J. ROMERO	ARG SMW Racing	Kawasaki Ninja 400	2'00.813	2'01.846	2'00.813	4.540	0.899	136,833	27
42 18 I. OFFER	GBR SMW Racing	Kawasaki Ninja 400	2'02.217	2'02.159	2'02.159	5.886	1.346	135,325	26

01/10/2021

These data/results cannot be reproduced, stored and/or transmitted in whole or in part by any manner of electronic, mechanical, photocopying, recording, broadcasting or otherwise now known or herein after developed without the previous express consent by the copyright owner, except for reproduction in daily press and regular printed publications on sale to the public within 60 days of the event related to those data/results and always provided that copyright symbol appears together as follows below.

© DORNA WSBK ORGANIZATION Srl 2021





Motul Portuguese Round, 1-3 October 2021

Best Sectors & Speed Free Practice 2nd Session

BEST LAP			
1	69 T. BOOTH-AMOS	Kawasaki Ninja 400	1'56.616
2	46 S. DI SORA	Kawasaki Ninja 400	1'57.146
3	54 B. SOFUOGLU	Yamaha YZF-R3	1'57.212
4	99 A. HUERTAS	Kawasaki Ninja 400	1'57.221
5	8 B. IERACI	Kawasaki Ninja 400	1'57.267
6	1 J. BUIS	Kawasaki Ninja 400	1'57.376
7	28 Y. RUIZ	Yamaha YZF-R3	1'57.437
8	83 M. KAWAKAMI	Yamaha YZF-R3	1'57.518
9	73 J. PEREZ GONZALEZ	Kawasaki Ninja 400	1'57.532
10	80 G. MASTROLUCA	Yamaha YZF-R3	1'57.554
11	94 F. LLAMBIAS	Yamaha YZF-R3	1'57.672
12	61 Y. OKAYA	Kawasaki Ninja 400	1'57.707
13	17 K. MEUFFELS	Kawasaki Ninja 400	1'57.709
14	11 A. CARRASCO	Kawasaki Ninja 400	1'57.811
15	85 K. SABATUCCI	Kawasaki Ninja 400	1'57.811
16	72 V. STEEMAN	KTM RC 390 R	1'57.848
17	59 A. ZANCA	Kawasaki Ninja 400	1'57.849
18	52 O. KONIG	Kawasaki Ninja 400	1'57.939
19	58 I. IGLESIAS	Kawasaki Ninja 400	1'57.939
20	26 M. GENNAI	Yamaha YZF-R3	1'57.989
21	87 T. KAWAKAMI	Yamaha YZF-R3	1'57.997
22	7 J. GIMBERT	Kawasaki Ninja 400	1'58.001
23	77 R. BIJMAN	Yamaha YZF-R3	1'58.042
24	41 M. GARCIA	Kawasaki Ninja 400	1'58.153
25	15 A. COPPOLA	Yamaha YZF-R3	1'58.259
26	88 D. MOGEDA	Kawasaki Ninja 400	1'58.468
27	60 D. GEIGER	Kawasaki Ninja 400	1'58.494
28	23 S. MARKARIAN	Kawasaki Ninja 400	1'58.603
29	97 F. PALAZZI	Yamaha YZF-R3	1'58.605
30	21 V. PEREZ SELFA	Yamaha YZF-R3	1'58.621
31	98 A. MILLAN GOMEZ	Kawasaki Ninja 400	1'58.685
32	53 P. SVOBODA	Yamaha YZF-R3	1'58.745
33	43 H. KHOURI	Kawasaki Ninja 400	1'58.797
34	93 M. GAGGI	Yamaha YZF-R3	1'59.057
35	35 Y. SAIZ MARQUEZ	Yamaha YZF-R3	1'59.444
36	56 J. KOCOUREK	Kawasaki Ninja 400	1'59.612
37	32 T. ALONSO	Kawasaki Ninja 400	1'59.651
38	55 A. FRAPPOLA	Kawasaki Ninja 400	1'59.908
39	66 D. BORGES	Kawasaki Ninja 400	1'59.914
40	22 J. ROMERO	Kawasaki Ninja 400	2'01.846
41	18 I. OFFER	Kawasaki Ninja 400	2'02.159
42	70 M. DUARTE	Yamaha YZF-R3	2'02.558

SPEED		
1	17 K. MEUFFELS	Kawasaki Ninja 400 217,6
2	52 O. KONIG	Kawasaki Ninja 400 215,9
3	61 Y. OKAYA	Kawasaki Ninja 400 215,4
4	85 K. SABATUCCI	Kawasaki Ninja 400 211,6
5	80 G. MASTROLUCA	Yamaha YZF-R3 211,2
6	11 A. CARRASCO	Kawasaki Ninja 400 210,8
7	77 R. BIJMAN	Yamaha YZF-R3 210,8
8	72 V. STEEMAN	KTM RC 390 R 210,0
9	58 I. IGLESIAS	Kawasaki Ninja 400 210,0
10	73 J. PEREZ GONZALEZ	Kawasaki Ninja 400 210,0
11	41 M. GARCIA	Kawasaki Ninja 400 209,2
12	54 B. SOFUOGLU	Yamaha YZF-R3 208,8
13	35 Y. SAIZ MARQUEZ	Yamaha YZF-R3 208,8
14	66 D. BORGES	Kawasaki Ninja 400 208,4
15	93 M. GAGGI	Yamaha YZF-R3 208,4
16	28 Y. RUIZ	Yamaha YZF-R3 208,0
17	46 S. DI SORA	Kawasaki Ninja 400 207,6
18	15 A. COPPOLA	Yamaha YZF-R3 207,6
19	87 T. KAWAKAMI	Yamaha YZF-R3 207,6
20	59 A. ZANCA	Kawasaki Ninja 400 207,6
21	99 A. HUERTAS	Kawasaki Ninja 400 207,6
22	94 F. LLAMBIAS	Yamaha YZF-R3 207,2
23	8 B. IERACI	Kawasaki Ninja 400 206,8
24	69 T. BOOTH-AMOS	Kawasaki Ninja 400 206,8
25	1 J. BUIS	Kawasaki Ninja 400 206,0
26	88 D. MOGEDA	Kawasaki Ninja 400 205,6
27	23 S. MARKARIAN	Kawasaki Ninja 400 205,6
28	83 M. KAWAKAMI	Yamaha YZF-R3 205,6
29	97 F. PALAZZI	Yamaha YZF-R3 205,2
30	7 J. GIMBERT	Kawasaki Ninja 400 205,2
31	53 P. SVOBODA	Yamaha YZF-R3 204,8
32	98 A. MILLAN GOMEZ	Kawasaki Ninja 400 204,5
33	60 D. GEIGER	Kawasaki Ninja 400 204,1
34	26 M. GENNAI	Yamaha YZF-R3 203,3
35	21 V. PEREZ SELFA	Yamaha YZF-R3 202,9
36	43 H. KHOURI	Kawasaki Ninja 400 202,2
37	55 A. FRAPPOLA	Kawasaki Ninja 400 201,8
38	56 J. KOCOUREK	Kawasaki Ninja 400 201,4
39	70 M. DUARTE	Yamaha YZF-R3 198,1
40	18 I. OFFER	Kawasaki Ninja 400 194,9
41	32 T. ALONSO	Kawasaki Ninja 400 194,5
42	22 J. ROMERO	Kawasaki Ninja 400 192,8

01/10/2021

These data/results cannot be reproduced, stored and/or transmitted in whole or in part by any manner of electronic, mechanical, photocopying, recording, broadcasting or otherwise now known or herein after developed without the previous express consent by the copyright owner, except for reproduction in daily press and regular printed publications on sale to the public within 60 days of the event related to those data/results and always provided that copyright symbol appears together as follows below.

© DORNA WSBK ORGANIZATION Srl 2021



Official Fuel Supplier

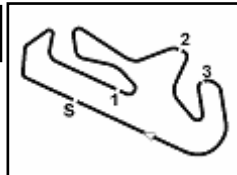


FICR PERUGIA TIMING

Official Tyre Supplier



Official Timekeeper



Motul Portuguese Round, 1-3 October 2021

Best Sectors & Speed Free Practice 2nd Session

Portimao 4.592 m

2 / 2

SEG. 1			SEG. 2			SEG. 3			SEG. 4						
1	69	T. BOOTH-AMOS	37.824	1	94	F. LLAMBIAS	33.290	1	69	T. BOOTH-AMOS	23.822	1	17	K. MEUFFELS	20.677
2	99	A. HUERTAS	38.023	2	46	S. DI SORA	33.331	2	46	S. DI SORA	23.918	2	61	Y. OKAYA	20.744
3	17	K. MEUFFELS	38.096	3	69	T. BOOTH-AMOS	33.342	3	73	J. PEREZ GONZALEZ	24.037	3	59	A. ZANCA	20.792
4	94	F. LLAMBIAS	38.169	4	83	M. KAWAKAMI	33.368	4	28	Y. RUIZ	24.050	4	52	O. KONIG	20.825
5	46	S. DI SORA	38.187	5	26	M. GENNAI	33.408	5	58	I. IGLESIAS	24.076	5	80	G. MASTROLUCA	20.853
6	1	J. BUIS	38.198	6	54	B. SOFUOGLU	33.459	6	94	F. LLAMBIAS	24.112	6	11	A. CARRASCO	20.875
7	83	M. KAWAKAMI	38.217	7	8	B. IERACI	33.470	7	83	M. KAWAKAMI	24.146	7	88	D. MOGEDA	20.880
8	58	I. IGLESIAS	38.235	8	80	G. MASTROLUCA	33.504	8	8	B. IERACI	24.160	8	85	K. SABATUCCI	20.889
9	72	V. STEEMAN	38.293	9	99	A. HUERTAS	33.510	9	87	T. KAWAKAMI	24.161	9	1	J. BUIS	20.896
10	52	O. KONIG	38.297	10	87	T. KAWAKAMI	33.568	10	80	G. MASTROLUCA	24.200	10	54	B. SOFUOGLU	20.926
11	7	J. GIMBERT	38.313	11	73	J. PEREZ GONZALEZ	33.577	11	99	A. HUERTAS	24.249	11	72	V. STEEMAN	20.943
12	80	G. MASTROLUCA	38.362	12	72	V. STEEMAN	33.586	12	1	J. BUIS	24.257	12	77	R. BIJMAN	20.966
13	28	Y. RUIZ	38.374	13	28	Y. RUIZ	33.607	13	54	B. SOFUOGLU	24.258	13	8	B. IERACI	20.972
14	8	B. IERACI	38.384	14	85	K. SABATUCCI	33.608	14	72	V. STEEMAN	24.272	14	41	M. GARCIA	20.978
15	73	J. PEREZ GONZALEZ	38.397	15	52	O. KONIG	33.629	15	98	A. MILLAN GOMEZ	24.273	15	73	J. PEREZ GONZALEZ	20.979
16	85	K. SABATUCCI	38.413	16	58	I. IGLESIAS	33.636	16	11	A. CARRASCO	24.281	16	53	P. SVOBODA	20.980
17	98	A. MILLAN GOMEZ	38.442	17	77	R. BIJMAN	33.644	17	52	O. KONIG	24.283	17	97	F. PALAZZI	20.997
18	87	T. KAWAKAMI	38.448	18	59	A. ZANCA	33.652	18	59	A. ZANCA	24.284	18	69	T. BOOTH-AMOS	20.998
19	11	A. CARRASCO	38.482	19	41	M. GARCIA	33.669	19	15	A. COPPOLA	24.285	19	21	V. PEREZ SELFA	21.027
20	77	R. BIJMAN	38.494	20	1	J. BUIS	33.680	20	17	K. MEUFFELS	24.286	20	98	A. MILLAN GOMEZ	21.045
21	54	B. SOFUOGLU	38.496	21	17	K. MEUFFELS	33.692	21	43	H. KHOURI	24.295	21	94	F. LLAMBIAS	21.052
22	60	D. GEIGER	38.558	22	11	A. CARRASCO	33.709	22	32	T. ALONSO	24.313	22	87	T. KAWAKAMI	21.052
23	26	M. GENNAI	38.576	23	61	Y. OKAYA	33.733	23	53	P. SVOBODA	24.318	23	58	I. IGLESIAS	21.058
24	61	Y. OKAYA	38.578	24	98	A. MILLAN GOMEZ	33.754	24	77	R. BIJMAN	24.319	24	7	J. GIMBERT	21.065
25	23	S. MARKARIAN	38.662	25	60	D. GEIGER	33.766	25	41	M. GARCIA	24.320	25	66	D. BORGES	21.092
26	15	A. COPPOLA	38.704	26	97	F. PALAZZI	33.780	26	26	M. GENNAI	24.322	26	28	Y. RUIZ	21.107
27	43	H. KHOURI	38.711	27	15	A. COPPOLA	33.790	27	85	K. SABATUCCI	24.328	27	43	H. KHOURI	21.118
28	93	M. GAGGI	38.747	28	43	H. KHOURI	33.800	28	60	D. GEIGER	24.329	28	99	A. HUERTAS	21.131
29	41	M. GARCIA	38.748	29	93	M. GAGGI	33.845	29	23	S. MARKARIAN	24.356	29	60	D. GEIGER	21.164
30	97	F. PALAZZI	38.751	30	88	D. MOGEDA	33.854	30	61	Y. OKAYA	24.363	30	46	S. DI SORA	21.202
31	88	D. MOGEDA	38.773	31	21	V. PEREZ SELFA	33.909	31	93	M. GAGGI	24.429	31	26	M. GENNAI	21.213
32	59	A. ZANCA	38.810	32	7	J. GIMBERT	33.938	32	7	J. GIMBERT	24.439	32	23	S. MARKARIAN	21.226
33	66	D. BORGES	38.927	33	23	S. MARKARIAN	34.044	33	97	F. PALAZZI	24.476	33	15	A. COPPOLA	21.230
34	21	V. PEREZ SELFA	38.957	34	32	T. ALONSO	34.119	34	21	V. PEREZ SELFA	24.477	34	35	Y. SAIZ MARQUEZ	21.259
35	55	A. FRAPPOLA	39.031	35	66	D. BORGES	34.165	35	56	J. KOCOUREK	24.601	35	93	M. GAGGI	21.261
36	35	Y. SAIZ MARQUEZ	39.067	36	53	P. SVOBODA	34.246	36	55	A. FRAPPOLA	24.602	36	83	M. KAWAKAMI	21.295
37	56	J. KOCOUREK	39.069	37	55	A. FRAPPOLA	34.252	37	22	J. ROMERO	24.686	37	32	T. ALONSO	21.302
38	53	P. SVOBODA	39.092	38	56	J. KOCOUREK	34.306	38	66	D. BORGES	24.692	38	55	A. FRAPPOLA	21.541
39	32	T. ALONSO	39.095	39	35	Y. SAIZ MARQUEZ	34.495	39	88	D. MOGEDA	24.749	39	56	J. KOCOUREK	21.613
40	22	J. ROMERO	39.609	40	22	J. ROMERO	34.542	40	18	I. OFFER	25.085	40	70	M. DUARTE	21.818
41	18	I. OFFER	39.863	41	70	M. DUARTE	34.765	41	70	M. DUARTE	25.113	41	22	J. ROMERO	21.888
42	70	M. DUARTE	40.242	42	18	I. OFFER	34.800	42	35	Y. SAIZ MARQUEZ	25.234	42	18	I. OFFER	22.014

01/10/2021

These data/results cannot be reproduced, stored and/or transmitted in whole or in part by any manner of electronic, mechanical, photocopying, recording, broadcasting or otherwise now known or herein after developed without the previous express consent by the copyright owner, except for reproduction in daily press and regular printed publications on sale to the public within 60 days of the event related to those data/results and always provided that copyright symbol appears together as follows below.

© DORNA WSBK ORGANIZATION Srl 2021



Official Fuel Supplier

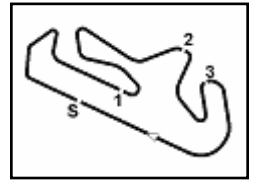


FICR PERUGIA TIMING

Official Tyre Supplier



Official Timekeeper



Motul Portuguese Round, 1-3 October 2021

Ideal Times Free Practice 2nd Session

Portimao 4.592 m

1 / 2

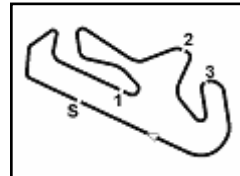
No.	Rider	Nat	Bike	Seg. 1	Seg. 2	Seg. 3	Seg. 4	Ideal Time			
				Diff. 1	Diff. 2	Diff. 3	Diff. 4	Best Lap	Pos.	Diff.	
1	69 T. BOOTH-AMOS	GBR	Kawasaki Ninja 400	37.824	33.342 +0.271	23.822 +0.087	20.998 +0.272	1'55.986	1'56.616	1	0.630
2	94 F. LLAMBIAS	URU	Yamaha YZF-R3	38.169	33.290 +0.351	24.112	21.052 +0.698	1'56.623	1'57.672	11	1.049
3	46 S. DI SORA	FRA	Kawasaki Ninja 400	38.187 +0.271	33.331 +0.155	23.918	21.202 +0.082	1'56.638	1'57.146	2	0.508
4	17 K. MEUFFELS	NED	Kawasaki Ninja 400	38.096	33.692 +0.461	24.286 +0.390	20.677 +0.107	1'56.751	1'57.709	13	0.958
5	99 A. HUERTAS	ESP	Kawasaki Ninja 400	38.023 +0.205	33.510 +0.103	24.249	21.131	1'56.913	1'57.221	4	0.308
6	80 G. MASTROLUCA	ITA	Yamaha YZF-R3	38.362	33.504 +0.055	24.200 +0.152	20.853 +0.428	1'56.919	1'57.554	10	0.635
7	8 B. IERACI	ITA	Kawasaki Ninja 400	38.384	33.470	24.160 +0.281	20.972	1'56.986	1'57.267	5	0.281
8	73 J. PEREZ GONZALEZ	ESP	Kawasaki Ninja 400	38.397	33.577 +0.350	24.037 +0.110	20.979 +0.082	1'56.990	1'57.532	9	0.542
9	58 I. IGLESIAS	ESP	Kawasaki Ninja 400	38.235 +0.041	33.636 +0.482	24.076 +0.135	21.058 +0.276	1'57.005	1'57.939	18	0.934
10	83 M. KAWAKAMI	BRA	Yamaha YZF-R3	38.217	33.368	24.146 +0.492	21.295	1'57.026	1'57.518	8	0.492
11	1 J. BUIS	NED	Kawasaki Ninja 400	38.198	33.680	24.257 +0.345	20.896	1'57.031	1'57.376	6	0.345
12	52 O. KONIG	CZE	Kawasaki Ninja 400	38.297 +0.497	33.629 +0.040	24.283 +0.227	20.825 +0.141	1'57.034	1'57.939	19	0.905
13	72 V. STEEMAN	NED	KTM RC 390 R	38.293 +0.162	33.586 +0.241	24.272	20.943 +0.351	1'57.094	1'57.848	16	0.754
14	28 Y. RUIZ	ESP	Yamaha YZF-R3	38.374 +0.059	33.607 +0.117	24.050 +0.123	21.107	1'57.138	1'57.437	7	0.299
15	54 B. SOFUOGLU	TUR	Yamaha YZF-R3	38.496 +0.073	33.459	24.258	20.926	1'57.139	1'57.212	3	0.073
16	87 T. KAWAKAMI	BRA	Yamaha YZF-R3	38.448 +0.396	33.568 +0.080	24.161	21.052 +0.292	1'57.229	1'57.997	21	0.768
17	85 K. SABATUCCI	ITA	Kawasaki Ninja 400	38.413 +0.403	33.608	24.328 +0.142	20.889 +0.028	1'57.238	1'57.811	15	0.573
18	11 A. CARRASCO	ESP	Kawasaki Ninja 400	38.482	33.709	24.281	20.875 +0.464	1'57.347	1'57.811	14	0.464
19	61 Y. OKAYA	JPN	Kawasaki Ninja 400	38.578	33.733 +0.034	24.363	20.744 +0.255	1'57.418	1'57.707	12	0.289
20	77 R. BIJMAN	NED	Yamaha YZF-R3	38.494 +0.069	33.644	24.319	20.966 +0.550	1'57.423	1'58.042	23	0.619
21	98 A. MILLAN GOMEZ	ESP	Kawasaki Ninja 400	38.442	33.754 +0.475	24.273 +0.696	21.045	1'57.514	1'58.685	31	1.171
22	26 M. GENNAI	ITA	Yamaha YZF-R3	38.576 +0.032	33.408 +0.427	24.322 +0.011	21.213	1'57.519	1'57.989	20	0.470
23	59 A. ZANCA	ITA	Kawasaki Ninja 400	38.810 +0.219	33.652	24.284 +0.092	20.792	1'57.538	1'57.849	17	0.311
24	41 M. GARCIA	ESP	Kawasaki Ninja 400	38.748 +0.011	33.669	24.320 +0.338	20.978 +0.089	1'57.715	1'58.153	24	0.438
25	7 J. GIMBERT	FRA	Kawasaki Ninja 400	38.313	33.938 +0.058	24.439 +0.172	21.065 +0.016	1'57.755	1'58.001	22	0.246
26	60 D. GEIGER	GER	Kawasaki Ninja 400	38.558	33.766 +0.121	24.329 +0.556	21.164	1'57.817	1'58.494	27	0.677
27	43 H. KHOURI	AUS	Kawasaki Ninja 400	38.711	33.800 +0.032	24.295 +0.381	21.118 +0.460	1'57.924	1'58.797	33	0.873
28	97 F. PALAZZI	ITA	Yamaha YZF-R3	38.751 +0.032	33.780 +0.369	24.476 +0.084	20.997 +0.116	1'58.004	1'58.605	29	0.601
29	15 A. COPPOLA	ITA	Yamaha YZF-R3	38.704	33.790 +0.054	24.285 +0.142	21.230 +0.054	1'58.009	1'58.259	25	0.250
30	88 D. MOGEDA	ESP	Kawasaki Ninja 400	38.773	33.854	24.749 +0.212	20.880	1'58.256	1'58.468	26	0.212
31	93 M. GAGGI	ITA	Yamaha YZF-R3	38.747 +0.052	33.845	24.429 +0.330	21.261 +0.393	1'58.282	1'59.057	34	0.775
32	23 S. MARKARIAN	FRA	Kawasaki Ninja 400	38.662	34.044	24.356 +0.098	21.226 +0.217	1'58.288	1'58.603	28	0.315
33	21 V. PEREZ SELFA	ESP	Yamaha YZF-R3	38.957	33.909 +0.251	24.477	21.027	1'58.370	1'58.621	30	0.251

01/10/2021

These data/results cannot be reproduced, stored and/or transmitted in whole or in part by any manner of electronic, mechanical, photocopying, recording, broadcasting or otherwise now known or herein after developed without the previous express consent by the copyright owner, except for reproduction in daily press and regular printed publications on sale to the public within 60 days of the event related to those data/results and always provided that copyright symbol appears together as follows below.

© DORNA WSBK ORGANIZATION Srl 2021





Motul Portuguese Round, 1-3 October 2021

Ideal Times Free Practice 2nd Session

Portimao 4.592 m

2 / 2

No.	Rider	Nat	Bike	Seg. 1	Seg. 2	Seg. 3	Seg. 4	Ideal Time			
				Diff. 1	Diff. 2	Diff. 3	Diff. 4	Best Lap	Pos.	Diff.	
34	53 P. SVOBODA	CZE	Yamaha YZF-R3	39.092	34.246 +0.109	24.318	20.980	1'58.636			
35	32 T. ALONSO	POR	Kawasaki Ninja 400	39.095 +0.609	34.119	24.313	21.302 +0.213	1'58.829	32	0.109	
36	66 D. BORGES	POR	Kawasaki Ninja 400	38.927 +0.516	34.165 +0.090	24.692 +0.105	21.092 +0.327	1'58.876	37	0.822	
37	55 A. FRAPPOLA	ITA	Kawasaki Ninja 400	39.031	34.252 +0.272	24.602 +0.210	21.541	1'59.426	39	1.038	
38	56 J. KOCOUREK	CZE	Kawasaki Ninja 400	39.069	34.306	24.601 +0.023	21.613	1'59.589	38	0.482	
39	22 J. ROMERO	ARG	Kawasaki Ninja 400	39.609 +0.647	34.542 +0.273	24.686	21.888 +0.201	2'00.725	36	0.023	
40	18 I. OFFER	GBR	Kawasaki Ninja 400	39.863 +0.141	34.800	25.085	22.014 +0.256	2'01.762	40	1.121	
41	70 M. DUARTE	POR	Yamaha YZF-R3	40.242	34.765 +0.568	25.113 +0.052	21.818	2'01.938	41	0.397	
	35 Y. SAIZ MARQUEZ	ESP	Yamaha YZF-R3	One or more sectors missing					2'02.558	42	0.620
Overall Ideal Time				37.824	33.290	23.822	20.677	1'55.613			

01/10/2021

These data/results cannot be reproduced, stored and/or transmitted in whole or in part by any manner of electronic, mechanical, photocopying, recording, broadcasting or otherwise now known or herein after developed without the previous express consent by the copyright owner, except for reproduction in daily press and regular printed publications on sale to the public within 60 days of the event related to those data/results and always provided that copyright symbol appears together as follows below.

© DORNA WSBK ORGANIZATION Srl 2021



Official Fuel Supplier

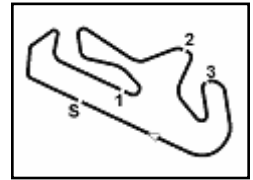


FKR PERGOIA TIMING

Official Tyre Supplier



Official Timekeeper



Motul Portuguese Round, 1-3 October 2021

Chronological Analysis Free Practice 2nd Session

1° 69 T. BOOTH-AMOS (1'56.616)							
Lap	Seg.1	Seg.2	Seg.3	Seg.4	Lap Time	km/h	Local Time
1		34.020	24.503	21.411			14:19'51.399
2	38.388	38.161	24.195	20.998	2'01.742	199,2	14:21'53.141
3	40.236	33.909	24.291	21.379	1'59.815	200,7	14:23'52.956
4	38.415	33.393	23.965	21.094	1'56.867	198,5	14:25'49.823
5	41.210	33.939	24.394	42.381	2'21.924CP	203,3	14:28'11.747
6	8'36.326	35.649	24.422	22.395	9'58.792P		14:38'10.539
7	38.406	33.734	24.080	21.505	1'57.725	203,3	14:40'08.264
8	38.394	33.521	24.072	21.348	1'57.335	197,7	14:42'05.599
9	38.465	33.342	23.822	21.241	1'56.870	196,7	14:44'02.469
10	37.824	33.613	23.909	21.270	1'56.616	205,2	14:45'59.085
11	38.109	33.549	24.846	23.136	1'59.640C	201,4	14:47'58.725
12	38.171	37.013	25.260	21.586	2'02.030	206,8	14:50'00.755

2° 46 S. DI SORA (1'57.146)							
Lap	Seg.1	Seg.2	Seg.3	Seg.4	Lap Time	km/h	Local Time
1		34.791	24.500	21.814			14:17'54.452
2	39.145	33.761	24.220	21.202	1'58.328	193,2	14:19'52.780
3	38.571	33.941	24.179	21.215	1'57.906	198,5	14:21'50.686
4	44.350	33.864	24.612	21.430	2'04.256	196,3	14:23'54.942
5	38.472	33.462	24.067	21.270	1'57.271	200,3	14:25'52.213
6	38.338	33.826	24.016	21.448	1'57.628C	207,6	14:27'49.841
7	45.679	38.550	27.159	46.201	2'37.589CP	159,6	14:30'27.430
8	6'20.680	35.418	24.223	21.780	7'42.101P		14:38'09.531
9	40.535	33.705	23.976	21.594	1'59.810	190,1	14:40'09.341
10	38.458	33.486	23.918	21.284	1'57.146	197,4	14:42'06.487
11	38.210	33.551	24.009	21.447	1'57.217	200,3	14:44'03.704
12	38.440	33.736	24.100	21.459	1'57.735	196,3	14:46'01.439
13	38.187	33.331	1'00.804	46.779	2'59.101P	201,4	14:49'00.540

3° 54 B. SOFUOGLU (1'57.212)							
Lap	Seg.1	Seg.2	Seg.3	Seg.4	Lap Time	km/h	Local Time
1		35.042	26.125	22.090			14:17'47.047
2	38.932	33.640	24.468	21.138	1'58.178	201,0	14:19'45.225
3	38.569	33.459	24.258	20.926	1'57.212	205,2	14:21'42.437
4	40.145	36.941	24.380	21.143	2'02.609	206,8	14:23'45.046
5	38.807	36.169	24.578	21.258	2'00.812	199,6	14:25'45.858
6	38.496	33.778	24.281	21.724	1'58.279C	208,8	14:27'44.137
7	44.031	40.288	28.454	45.572	2'38.345CP	190,1	14:30'22.482
8	5'32.511	43.766	30.406	41.358	7'28.041P		14:37'50.523
9	1'05.486	34.033	24.524	21.934	2'25.977P		14:40'16.500
10	39.398	33.719	24.350	21.739	1'59.206	190,1	14:42'15.706
11	39.119	33.730	24.355	21.718	1'58.922	191,1	14:44'14.628
12	39.181	33.987	28.442	22.016	2'03.626	197,4	14:46'18.254
13	39.041	33.779	24.402	21.818	1'59.040	195,9	14:48'17.294
14	39.221	33.989	24.536	21.779	1'59.525	187,8	14:50'16.819

4° 99 A. HUERTAS (1'57.221)							
Lap	Seg.1	Seg.2	Seg.3	Seg.4	Lap Time	km/h	Local Time
1		34.487					14:17'49.499
2	38.487	33.865	24.389	21.146	1'57.887	198,1	14:19'47.386
3	38.023	33.943	24.366	21.256	1'57.588	204,1	14:21'44.974
4	38.228	33.613	24.249	21.131	1'57.221	201,0	14:23'42.195
5	53.650	33.643	24.500	21.331	2'13.124	203,3	14:25'55.319
6	38.649	33.631	24.377	22.182	1'58.839C	197,0	14:27'54.158
7	45.183	36.944	27.802	47.223	2'37.152CP	151,8	14:30'31.310
8	7'08.040	34.212	24.782	22.034	8'29.068P		14:39'00.378
9	39.050	33.819	24.577	41.326	2'18.772P	191,8	14:41'19.150
10	1'22.179	33.716	24.437	21.354	2'41.686P		14:44'00.836
11	38.196	33.510	24.297	21.395	1'57.398	199,6	14:45'58.234
12	38.535	34.297	24.865	23.530	2'01.227	195,9	14:47'59.461
13	38.297	33.910	27.270	21.593	2'01.070	207,6	14:50'00.531

5° 8 B. IERACI (1'57.267)							
Lap	Seg.1	Seg.2	Seg.3	Seg.4	Lap Time	km/h	Local Time
1		35.724	24.847	23.805			14:17'51.532
2	39.087	34.214	24.203	21.024	1'58.528	198,1	14:19'50.060
3	38.384	33.470	24.441	20.972	1'57.267	205,6	14:21'47.327
4	38.935	34.034	24.286	20.973	1'58.228	201,8	14:23'45.555
5	38.401	33.968	24.381	21.366	1'58.116	206,8	14:25'43.671
6	45.508	33.991	25.572	21.245	2'06.316C	197,0	14:27'49.987
7	49.839	37.569	27.424	47.280	2'42.112CP	135,8	14:30'32.099
8	3'24.364	34.405	24.392	21.707	4'44.868P		14:35'16.967
9	39.177	33.713	24.160	21.733	1'58.783	187,8	14:37'15.750
10	39.115	33.823	24.382	21.768	1'59.088	188,8	14:39'14.838
11	45.573	33.944	24.592	21.570	2'05.679	192,5	14:41'20.517
12	38.795	33.524	24.413	21.595	1'58.327	197,0	14:43'18.844
13	39.014	33.675	24.293	21.644	1'58.626	190,4	14:45'17.470
14	45.816	33.934	24.679	21.619	2'06.048	190,1	14:47'23.518
15	38.534	34.117	24.301	21.553	1'58.505	201,0	14:49'22.023
16	38.678	33.572	24.373	21.216	1'57.839	194,5	14:51'19.862

6° 1 J. BUIS (1'57.376)							
Lap	Seg.1	Seg.2	Seg.3	Seg.4	Lap Time	km/h	Local Time
1		34.762	25.080	21.544			14:17'43.753
2	38.940	34.008	24.563	21.010	1'58.521	201,4	14:19'42.274
3	38.618	33.842	24.257	21.429	1'58.146	204,5	14:21'40.420
4	39.372	42.213	24.835	21.444	2'07.864	195,2	14:23'48.284
5	38.198	33.680	24.602	20.896	1'57.376	205,6	14:25'45.660
6	38.833	33.913	24.876	43.200	2'20.822CP	206,0	14:28'06.482
7	10'19.213	34.379	26.223	23.756	11'43.571P		14:39'50.053
8	40.683	34.075	24.266	21.269	2'00.293	197,0	14:41'50.346
9	38.363	33.734	24.393	21.281	1'57.771	201,8	14:43'48.117
10	38.649	33.798	24.491	21.721	1'58.659	196,3	14:45'46.776
11	42.717	35.746	24.656	21.705	2'04.824	195,6	14:47'51.600
12	38.523	34.684	24.410	21.776	1'59.393	198,1	14:49'50.993

7° 28 Y. RUIZ (1'57.437)							
Lap	Seg.1	Seg.2	Seg.3	Seg.4	Lap Time	km/h	Local Time
1		35.170					14:17'50.170
2	38.821	33.954	25.195	21.265	1'59.235	206,4	14:19'49.405
3	38.501	33.899	24.267	21.348	1'58.015	208,0	14:21'47.420
4	39.007	34.819	24.333	21.244	1'59.403	205,2	14:23'46.823
5	38.433	33.724	24.173	21.107	1'57.437	203,3	14:25'44.260
6	44.111	33.694	25.475	21.556	2'04.836C	204,1	14:27'49.096
7	44.675	37.152	27.379	44.210	2'33.416CP	198,8	14:30'22.512
8	6'02.376	44.264	24.551	22.035	7'33.226P		14:37'55.738
9	39.989	38.323	24.311	21.459	2'04.082	196,3	14:39'59.820
10	38.498	33.607	24.050	21.427	1'57.582	204,8	14:41'57.402
11	39.725			21.656	1'59.833	194,9	14:43'57.235
12	44.837	34.386	24.236	21.444	2'04.903	190,8	14:46'02.138
13	38.374			21.268	1'57.895	207,2	14:48'00.033
14	38.506			21.673	1'58.168	200,7	14:49'58.201

8° 83 M. KAWAKAMI (1'57.518)							
Lap	Seg.1	Seg.2	Seg.3	Seg.4	Lap Time	km/h	Local Time
1		34.107	24.544	21.747			14:17'23.901
2	39.829	34.340	24.366	21.709	2'00.244	187,2	14:19'24.145
3	39.354	33.911	24.212	21.662	1'59.139	188,5	14:21'23.284
4	39.353	33.773	24.202	21.782	1'59.110	187,8	14:23'22.394
5	39.461	33.831	24.229	21.641	1'59.162	187,2	14:25'21.556
6	39.697	34.495	24.729	40.694	2'19.615CP	187,5	14:27'41.171
7	6'34.920	37.049			8'08.241P		14:35'49.412
8	39.175	34.275			2'08.881	189,1	14:37'58.293

01/10/2021

P = Pits In/Out - C = Lap Time Cancelled

These data/results cannot be reproduced, stored and/or transmitted in whole or in part by any manner of electronic, mechanical, photocopying, recording, broadcasting or otherwise now known or herein after developed without the previous express consent by the copyright owner, except for reproduction in daily press and regular printed publications on sale to the public within 60 days of the event related to those data/results and always provided that copyright symbol appears together as follows below.

© DORNA WSBK ORGANIZATION Srl 2021



Official Fuel Supplier

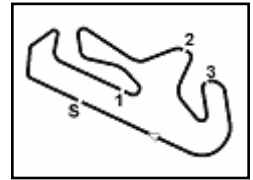


FKR PERGOIA TIMING

Official Tyre Supplier



Official Timekeeper



Portimao 4.592 m

Motul Portuguese Round, 1-3 October 2021

Chronological Analysis Free Practice 2nd Session

2 / 6

Lap	Seg.1	Seg.2	Seg.3	Seg.4	Lap Time	km/h	Local Time
9	38.841	33.606	24.227	21.615	1'58.289	193,8	14:39'56.582
10	40.120	33.961			2'06.574	187,8	14:42'03.156
11	38.765	33.680	24.146	21.456	1'58.047	193,2	14:44'01.203
12	38.555	33.620	24.237	21.554	1'57.966	197,4	14:45'59.169
13	38.504	33.609	24.823	24.823	2'01.759	200,3	14:48'00.928
14	38.217	33.368	24.638	21.295	1'57.518	205,6	14:49'58.446

9° 73 J. PEREZ GONZALEZ (1'57.532)							
Lap	Seg.1	Seg.2	Seg.3	Seg.4	Lap Time	km/h	Local Time
1		35.751	26.420	22.185			14:17'47.326
2	39.116	33.751	24.346	20.979	1'58.192	205,6	14:19'45.518
3	38.397	33.927	24.147	21.061	1'57.532	210,0	14:21'43.050
4	38.476	34.273	24.551	21.618	1'58.918	207,6	14:23'41.968
5	39.125	49.711	24.424	21.363	2'14.623	195,2	14:25'56.591
6	38.811	33.829	24.249	21.556	1'58.445C	200,3	14:27'55.036
7	46.773	36.584	27.322	49.964	2'40.643CP	131,8	14:30'35.679
8	3'43.541	35.437			5'18.751P		14:35'49.828
9	39.223	34.025	24.524	21.847	1'59.619	190,1	14:37'54.049
10	39.574	33.860	24.492	21.728	1'59.654	193,2	14:39'53.703
11	38.957	33.577	24.046	21.474	1'58.054	191,8	14:41'51.757
12	38.799	33.636	24.037	21.599	1'58.071	192,5	14:43'49.828
13	38.760	33.736	24.144	21.289	1'57.929	202,2	14:45'47.757
14	38.497	34.151	24.165	21.598	1'58.411	204,1	14:47'46.168
15	38.771	33.875	24.544	21.801	1'58.991	197,4	14:49'45.159

10° 80 G. MASTROLUCA (1'57.554)							
Lap	Seg.1	Seg.2	Seg.3	Seg.4	Lap Time	km/h	Local Time
1		36.319	25.056	25.533			14:17'42.439
2	39.903	34.242	24.986	20.853	1'59.984	188,1	14:19'42.423
3	38.845	33.697	24.525	21.239	1'58.306	206,0	14:21'40.729
4	39.135	33.532	24.436	21.384	1'58.487	193,8	14:23'39.216
5	46.480	34.766	24.690	20.997	2'06.933	189,4	14:25'46.149
6	38.843	33.583	25.061	21.455	1'58.942C	211,2	14:27'45.091
7	43.774	39.980	27.253	46.358	2'37.365CP	192,1	14:30'22.456
8	3'54.454	36.593			5'25.141P		14:35'47.597
9	39.615	38.676	28.560	21.326	2'08.177	187,5	14:37'55.774
10	38.868	33.618	24.595	21.297	1'58.378	193,5	14:39'54.152
11	38.680	33.556	24.517	21.272	1'58.025	196,7	14:41'52.177
12	38.778	33.504	24.200	21.247	1'57.729	194,9	14:43'49.906
13	38.362	33.559	24.352	21.281	1'57.554	197,7	14:45'47.460
14	38.901	34.549	25.412	21.410	2'00.272	198,8	14:47'47.732
15	38.608	33.504	24.532	21.582	1'58.226	196,3	14:49'45.958

11° 94 F. LLAMBIAS (1'57.672)							
Lap	Seg.1	Seg.2	Seg.3	Seg.4	Lap Time	km/h	Local Time
1		34.494					14:17'49.919
2	38.694	33.526	24.407	21.052	1'57.679	207,2	14:19'47.598
3	38.333	33.671	24.691	21.338	1'58.033	205,6	14:21'45.631
4	41.856	34.747	24.792	21.511	2'02.906	201,0	14:23'48.537
5	39.378	42.422	24.291	21.353	2'07.444	201,4	14:25'55.981
6	38.406	33.880	24.868	21.872	1'59.026C	197,4	14:27'55.007
7	44.254	36.286	28.433	47.622	2'36.595CP	145,8	14:30'31.602
8	5'23.085	36.542	24.223	21.384	6'45.234P		14:37'16.836
9	38.838	33.725	24.299	21.261	1'58.123	194,9	14:39'14.959
10	38.966	33.998			2'07.677	198,5	14:41'22.636
11	38.581	33.290	24.361	21.616	1'57.848	196,7	14:43'20.484
12	38.975	33.694	24.792	21.619	1'59.080	199,6	14:45'19.564
13	38.716	33.571	24.484	21.924	1'58.695	193,8	14:47'18.259
14	39.182	36.186	24.665	21.442	2'01.475	189,8	14:49'19.734
15	38.169	33.641	24.112	21.750	1'57.672	201,8	14:51'17.406

12° 61 Y. OKAYA (1'57.707)							
Lap	Seg.1	Seg.2	Seg.3	Seg.4	Lap Time	km/h	Local Time
1							
2							
3							
4							
5							
6							
7							
8							
9							
10							
11							
12							
13							
14							
15							

13° 17 K. MEUFFELS (1'57.709)							
Lap	Seg.1	Seg.2	Seg.3	Seg.4	Lap Time	km/h	Local Time
1		35.119	25.207	21.743			14:17'44.604
2	38.607	34.370	24.860	20.677	1'58.514	204,8	14:19'43.118
3	39.125	33.692	24.367	21.338	1'58.522	212,9	14:21'41.640
4	39.638	41.480	24.842	21.088	2'07.048	199,9	14:23'48.688
5	38.096	34.153	24.676	20.784	1'57.709	206,8	14:25'46.397
6	38.818	34.060	24.505	42.922	2'20.305CP	217,6	14:28'06.702
7	10'16.307	34.546			11'44.017P		14:39'50.719
8	39.200	34.119	24.421	21.243	1'58.983	199,6	14:41'49.702
9	38.764	33.820	24.286	21.577	1'58.447	195,9	14:43'48.149
10	38.974	33.948	24.746	21.173	1'58.841	194,5	14:45'46.990
11	38.764	34.087	24.327	21.683	1'58.861	201,0	14:47'45.851
12	38.787	36.575	25.733	44.985	2'26.080P	194,5	14:50'11.931

14° 85 K. SABATUCCI (1'57.811)							
Lap	Seg.1	Seg.2	Seg.3	Seg.4	Lap Time	km/h	Local Time
1		35.613	27.318	25.251			14:17'45.299
2	38.745	33.859	24.867	21.195	1'58.666	211,2	14:19'43.965
3	38.816	33.608	24.470	20.917	1'57.811	199,2	14:21'41.776
4	38.578	36.592	24.328	20.973	2'00.471	202,5	14:23'42.247
5	38.519	41.761	24.447	20.889	2'05.616	203,7	14:25'47.863
6	38.413	33.749	24.783	23.130	2'00.075C	211,6	14:27'47.938
7	42.770	36.712	26.638	41.489	2'27.609CP	184,0	14:30'15.547
8	4'02.900	36.378	31.394	29.114	5'39.786P		14:35'55.333
9	38.773	33.884	24.686	21.388	1'58.731	198,8	14:37'54.064
10	44.020	36.245	25.702	42.585	2'28.552P	192,1	14:40'22.616
11	4'03.725	35.335	25.115	21.548	5'25.723P		14:45'48.339
12	38.598	33.747	24.417	21.269	1'58.031	197,7	14:47'46.370
13	41.094	36.335			2'12.598	202,9	14:49'58.968

15° 11 A. CARRASCO (1'57.811)							
Lap	Seg.1	Seg.2	Seg.3	Seg.4	Lap Time	km/h	Local Time
1		35.022	25.842	22.981			14:17'42.299
2	39.807	34.412	25.311	20.875	2'00.405	199,9	14:19'42.704
3	39.894	44.148	24.399	21.046	2'09.487	210,8	14:21'52.191
4	41.626	33.896	24.973	21.256	2'01.751	203,7	14:23'53.942
5	38.615	33.710	24.535	21.210	1'58.070	201,4	14:25'52.012
6	38.742	33.900	24.381	22.327	1'59.350C	201,4	14:27'51.362
7	44.518	36.190	27.014	44.675	2'32.397CP	176,2	14:30'23.759
8	3'34.144	34.246	24.564	21.559	4'54.513P		14:35'18.272
9	39.076	34.100	24.514	21.109	1'58.799	194,2	14:37'17.071
10	38.482	33.709	24.281	21.339	1'57.811	199,9	14:39'14.882
11	39.317	35.491	27.703	24.507	2'07.018	194,9	14:41'21.900
12	38.683	33.743	24.803	21.412	1'58.641	199,2	14:43'20.541
13	39.123	33.850	24.984	21.289	1'59.246	197,0	14:45'19.787
14	39.014	33.864	24.525	21.711	1'59.114	200,3	14:47'18.901
15	38.911	35.357	24.895	21.568	2'00.731	198,1	14:49'19.632
16	39.151	34.356	24.702	21.609	1'59.818	198,1	14:51'19.450

01/10/2021 P = Pits In/Out - C = Lap Time Cancelled

These data/results cannot be reproduced, stored and/or transmitted in whole or in part by any manner of electronic, mechanical, photocopying, recording, broadcasting or otherwise now known or herein after developed without the previous express consent by the copyright owner, except for reproduction in daily press and regular printed publications on sale to the public within 60 days of the event related to those data/results and always provided that copyright symbol appears together as follows below.

© DORNA WSBK ORGANIZATION Srl 2021



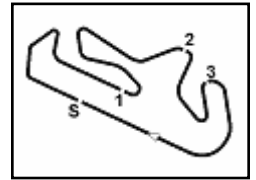
Official Fuel Supplier



Official Tyre Supplier



Official Timekeeper



Motul Portuguese Round, 1-3 October 2021

Chronological Analysis Free Practice 2nd Session

Portimao 4.592 m

3 / 6

16° 72 V. STEEMAN (1'57.848)

Lap	Seg.1	Seg.2	Seg.3	Seg.4	Lap Time	km/h	Local Time
1		34.583	26.112	26.040			14:17'45.298
2	39.170	34.026	24.889	20.978	1'59.063	209,2	14:19'44.361
3	38.791	33.746	24.419	20.946	1'57.902	209,6	14:21'42.263
4	39.086	33.936			2'05.433	209,2	14:23'47.696
5	38.348	34.728	24.624	20.943	1'58.643	201,8	14:25'46.339
6	39.503	40.586	24.482	21.608	2'06.179C	210,0	14:27'52.518
7	45.498	37.107	27.867	49.235	2'39.707CP	161,3	14:30'32.225
8	3'44.825	37.113			5'17.807P		14:35'50.032
9	38.765	33.859	24.464	30.076	2'07.164	198,5	14:37'57.196
10	38.915	38.380	25.269	21.471	2'04.035	195,9	14:40'01.231
11	38.455	33.827	24.272	21.294	1'57.848	200,7	14:41'59.079
12	38.293	33.634	24.299	21.662	1'57.888	201,0	14:43'56.967
13	43.877	33.976	24.293	21.261	2'03.407	191,4	14:46'00.374
14	38.410	33.586	24.497	21.472	1'57.965	205,6	14:47'58.339
15	38.296	33.809	24.457	21.724	1'58.286	199,9	14:49'56.625

17° 59 A. ZANCA (1'57.849)

Lap	Seg.1	Seg.2	Seg.3	Seg.4	Lap Time	km/h	Local Time
1		35.322	25.258	21.715			14:17'44.724
2	39.606	34.045	24.576	21.046	1'59.273	207,2	14:19'43.997
3	39.029	33.652	24.376	20.792	1'57.849	201,8	14:21'41.846
4	38.915	36.493	24.284	21.045	2'00.737	204,1	14:23'42.583
5	38.881	40.586	24.716	21.011	2'05.194	201,4	14:25'47.777
6	38.810	34.094	24.422	21.775	1'59.101C	207,6	14:27'46.878
7	43.337	39.074	27.940	43.702	2'34.053CP	194,9	14:30'20.931
8	4'12.375	58.640			6'41.456P		14:37'02.387
9	41.924	46.833	24.459	21.457	2'14.673	186,5	14:39'17.060
10	39.424	33.909	24.430	21.569	1'59.332	195,2	14:41'16.392
11	39.606	33.940	24.628	21.657	1'59.831	189,1	14:43'16.223
12	43.148	33.836	25.000	21.584	2'03.568	193,8	14:45'19.791
13	39.519	33.912	24.396	21.524	1'59.351	192,1	14:47'19.142
14	38.957	34.741	24.985	21.691	2'00.374	198,1	14:49'19.516
15	39.645	34.678	24.616	21.414	2'00.353	191,8	14:51'19.869

18° 52 O. KONIG (1'57.939)

Lap	Seg.1	Seg.2	Seg.3	Seg.4	Lap Time	km/h	Local Time
1		35.147	25.209	21.741			14:17'43.664
2	39.255	33.962	25.159	20.825	1'59.201	200,7	14:19'42.865
3	38.794	33.669	24.510	20.966	1'57.939	215,9	14:21'40.804
4	39.090	45.730	24.499	21.117	2'10.436	196,7	14:23'51.240
5	38.906	33.702	24.283	21.119	1'58.010	200,3	14:25'49.250
6	38.425	33.629			2'06.181C	203,3	14:27'55.431
7	45.915	36.022	27.737	47.775	2'37.449CP	120,4	14:30'32.880
8	3'47.066	35.261			5'18.326P		14:35'51.206
9	38.726	36.414			2'08.551	194,5	14:37'59.757
10	39.295	34.059	24.891	21.516	1'59.761	193,5	14:39'59.518
11	38.770	33.832	24.346	21.268	1'58.216	203,7	14:41'57.734
12	38.297	33.748			2'04.259	202,9	14:44'01.993
13	38.422	34.629	24.416	21.294	1'58.761	204,1	14:46'00.754
14	38.366	33.687	24.834	21.253	1'58.140	207,6	14:47'58.894
15	38.712	33.896	24.465	21.445	1'58.518	204,1	14:49'57.412

19° 58 I. IGLESIAS (1'57.939)

Lap	Seg.1	Seg.2	Seg.3	Seg.4	Lap Time	km/h	Local Time
1		35.375	26.086	22.434			14:17'46.868
2	39.381	33.636	24.387	21.058	1'58.462	196,7	14:19'45.330
3	39.001	33.777	24.315	21.095	1'58.188	210,0	14:21'43.518
4	38.379	33.723	24.451	21.868	1'58.421	203,7	14:23'41.939
5	39.431	39.935	25.161	21.079	2'05.606	196,7	14:25'47.545
6	38.235	33.873	24.475	22.003	1'58.586C	205,6	14:27'46.131

7	45.954	37.045	26.648	43.572	2'33.219CP	193,8	14:30'19.350
8	6'04.347	38.261			7'40.422P		14:37'59.772
9	39.273	33.930	24.467	21.532	1'59.202	192,5	14:39'58.974
10	38.957	33.748	24.076	21.677	1'58.458	189,4	14:41'57.432
11	38.848	33.855			2'04.378C	196,7	14:44'01.810
12	38.276	34.118	24.211	21.334	1'57.939	198,5	14:45'59.749
13	38.319	34.025	24.359	21.673	1'58.376	202,9	14:47'58.125
14	39.117	34.039	24.344	21.833	1'59.333	192,5	14:49'57.458

20° 26 M. GENNAI (1'57.989)

Lap	Seg.1	Seg.2	Seg.3	Seg.4	Lap Time	km/h	Local Time
1		35.590	26.125	22.464			14:17'47.083
2	39.316	33.866	24.462	21.259	1'58.903	199,6	14:19'45.986
3	38.608	33.835	24.333	21.213	1'57.989	202,2	14:21'43.975
4	38.597	33.752	24.322	21.426	1'58.097	203,3	14:23'42.072
5	38.848	34.811			2'03.939	197,7	14:25'46.011
6	39.472	39.652	24.806	22.680	2'06.610C	202,9	14:27'52.621
7	44.715	36.965	27.268	47.745	2'36.693CP	179,4	14:30'29.314
8	5'24.757	35.577	25.270	21.678	6'47.282P		14:37'16.596
9	39.251	34.576	24.706	21.853	2'00.386	188,8	14:39'16.982
10	39.170	33.605	24.732	21.762	1'59.269	197,4	14:41'16.251
11	39.369	33.793	24.850	21.781	1'59.793	188,1	14:43'16.044
12	40.398	34.235			2'05.361	186,5	14:45'21.405
13	38.883	33.408	24.388	21.512	1'58.191	198,5	14:47'19.596
14	38.576	34.281	24.637	22.022	1'59.516	197,0	14:49'19.112
15	39.417	33.684	24.448	21.723	1'59.272	185,5	14:51'18.384

21° 87 T. KAWAKAMI (1'57.997)

Lap	Seg.1	Seg.2	Seg.3	Seg.4	Lap Time	km/h	Local Time
1		34.514	24.819	21.831			14:17'27.571
2	40.019	34.515	24.725	21.747	2'01.006	186,2	14:19'28.577
3	39.808	34.801	24.766	22.116	2'01.491	187,5	14:21'30.068
4	39.136	34.163	24.668	21.884	1'59.851	192,5	14:23'29.919
5	43.980	46.354	24.658	21.052	2'16.044	184,6	14:25'45.963
6	38.685	33.832	24.946	24.476	2'01.939C	207,6	14:27'47.902
7	42.564	37.688	26.321	43.316	2'29.889CP	191,1	14:30'17.791
8	3'57.713	41.725			5'34.062P		14:35'51.853
9	39.196	38.331	25.987	24.291	2'07.805	188,8	14:37'59.658
10	39.691	34.226	26.621	22.237	2'02.775	194,9	14:40'02.433
11	39.055	34.194	27.275	23.322	2'03.846	200,7	14:42'06.279
12	38.705	33.568	24.168	21.666	1'58.107	193,8	14:44'04.386
13	38.844	33.648	24.161	21.344	1'57.997	192,1	14:46'02.383
14	38.448	33.733	24.715	21.349	1'58.245	203,3	14:48'00.628
15	38.637	33.678	25.626	22.033	1'59.974	198,8	14:50'00.602

22° 7 J. GIMBERT (1'58.001)

Lap	Seg.1	Seg.2	Seg.3	Seg.4	Lap Time	km/h	Local Time
1		35.704					14:17'48.248
2	39.090	33.938	24.597	21.065	1'58.690		14:19'46.938
3	38.313	33.996	24.611	21.081	1'58.001	204,8	14:21'44.939
4	38.488	33.991	24.439	21.290	1'58.208	197,4	14:23'43.147
5	38.801	41.723	25.212	22.082	2'07.818		14:25'50.965
6	38.836	34.981	24.680	41.191	2'19.688CP	195,9	14:28'10.653
7	5'20.046	34.760	24.866	21.984	6'41.656P		14:34'52.309
8	39.687	34.236	24.762	22.033	2'00.718	189,1	14:36'53.027
9	39.470	34.189	24.774	21.909	2'00.342	190,1	14:38'53.369
10	40.570	34.371	24.928	40.891	2'20.760P	189,4	14:41'14.129
11	2'47.115	34.356	24.604	21.350	4'07.425P		14:45'21.554
12	38.880	34.457	24.855	21.573	1'59.765	203,3	14:47'21.319
13	38.345	34.234	24.557	21.325	1'58.461	205,2	14:49'19.780
14	39.032	34.083	24.653	21.903	1'59.671	199,9	14:51'19.451

01/10/2021 P = Pits In/Out - C = Lap Time Cancelled

These data/results cannot be reproduced, stored and/or transmitted in whole or in part by any manner of electronic, mechanical, photocopying, recording, broadcasting or otherwise now known or herein after developed without the previous express consent by the copyright owner, except for reproduction in daily press and regular printed publications on sale to the public within 60 days of the event related to those data/results and always provided that copyright symbol appears together as follows below.

© DORNA WSBK ORGANIZATION Srl 2021



Official Fuel Supplier

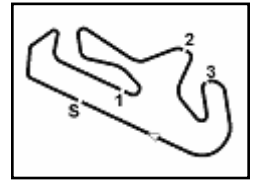


FKR PERUGIA TIMING

Official Tyre Supplier



Official Timekeeper



Portimao 4.592 m

Motul Portuguese Round, 1-3 October 2021

Chronological Analysis Free Practice 2nd Session

4 / 6

23° 77 R. BIJMAN (1'58.042)							
Lap	Seg.1	Seg.2	Seg.3	Seg.4	Lap Time	km/h	Local Time
1		35.751	28.689	22.585			14:17'44.362
2	39.692	33.997	25.087	21.142	1'59.918	197,7	14:19'44.280
3	39.011	33.750	24.622	20.966	1'58.349	207,2	14:21'42.629
4	38.790	40.372	25.504	21.267	2'05.933	209,2	14:23'48.562
5	39.025	34.029	24.578	20.968	1'58.600	203,7	14:25'47.162
6	38.494	34.054	24.792	21.499	1'58.839C	210,8	14:27'46.001
7	45.969	38.049	28.056	47.192	2'39.266CP	189,8	14:30'25.267
8	6'23.037	35.587	24.672	21.572	7'44.868P		14:38'10.135
9	39.315	34.426	24.356	21.559	1'59.656	190,1	14:40'09.791
10	38.563	33.644	24.319	21.516	1'58.042	197,0	14:42'07.833
11	39.137	35.348	26.442	25.495	2'06.422	196,7	14:44'14.255
12	39.739	34.087	28.447	21.724	2'03.997	188,5	14:46'18.252
13	39.180	33.988	24.496	21.587	1'59.251	191,1	14:48'17.503
14	38.798	34.416	24.655	21.707	1'59.576	193,2	14:50'17.079

10	39.026	34.097	27.338	21.626	2'02.087	205,6	14:40'02.632
11	39.286	33.961	24.816	21.494	1'59.557	196,3	14:42'02.189
12	39.287	34.434	27.568	21.759	2'03.048	197,4	14:44'05.237
13	39.000	34.277	24.971	21.816	2'00.064	197,0	14:46'05.301
14	39.530	34.144	24.871	21.475	2'00.020	191,4	14:48'05.321
15	39.185	34.269	24.874	21.700	2'00.028	197,7	14:50'05.349

24° 41 M. GARCIA (1'58.153)							
Lap	Seg.1	Seg.2	Seg.3	Seg.4	Lap Time	km/h	Local Time
1		34.521	24.866	24.154			14:17'50.217
2	39.074	33.956	24.691	21.110	1'58.831	206,4	14:19'49.048
3	38.955	33.847	24.712	21.059	1'58.573	203,7	14:21'47.621
4	39.062	34.220	24.539	20.978	1'58.799	209,2	14:23'46.420
5	39.024	34.323	24.580	21.287	1'59.214	207,6	14:25'45.634
6	39.797	34.000	24.526	22.511	2'00.834C	202,2	14:27'46.468
7	48.408	37.392	27.463	45.552	2'38.815CP	174,8	14:30'25.283
8	3'52.433	40.017			5'29.356P		14:35'54.639
9	39.151	34.038			2'05.383	195,6	14:38'00.022
10	38.892	33.851	24.515	21.664	1'58.922	200,7	14:39'58.944
11	39.191	33.774	24.743	21.162	1'58.870	191,8	14:41'57.814
12	38.980	33.988	24.677	21.775	1'59.420	204,5	14:43'57.234
13	45.047	33.875	24.320	21.454	2'04.696	191,1	14:46'01.930
14	38.759	33.669	24.658	21.067	1'58.153	201,4	14:48'00.083
15	38.748	33.687	24.437	21.378	1'58.250	201,4	14:49'58.333

27° 60 D. GEIGER (1'58.494)							
Lap	Seg.1	Seg.2	Seg.3	Seg.4	Lap Time	km/h	Local Time
1		34.975	25.164	22.369			14:17'42.191
2	39.163	34.190	24.525	21.663	1'59.541	199,6	14:19'41.732
3	39.374	33.806	24.356	21.468	1'59.004	194,2	14:21'40.736
4	39.378	45.120	24.602	21.426	2'10.526	196,3	14:23'51.262
5	39.090	33.772	24.489	21.243	1'58.594	198,1	14:25'49.856
6	42.245	34.053	24.484	21.831	2'02.613C	204,1	14:27'52.469
7	44.104	37.163	26.201	45.657	2'33.125CP	177,9	14:30'25.594
8	3'52.733	35.367	27.053	21.940	5'17.093P		14:35'42.687
9	39.681	34.306	24.706	21.695	2'00.388	189,8	14:37'43.075
10	39.505	35.779	28.182	23.524	2'06.990	193,2	14:39'50.065
11	39.164	34.053	24.466	21.889	1'59.572	198,1	14:41'49.637
12	39.341	33.881	24.431	21.383	1'59.036	192,8	14:43'48.673
13	38.558	33.887	24.885	21.164	1'58.494	204,1	14:45'47.167
14	39.012	35.882	25.335	21.582	2'01.811	197,7	14:47'48.978
15	38.845	33.766	24.329	21.807	1'58.747	202,5	14:49'47.725

25° 15 A. COPPOLA (1'58.259)							
Lap	Seg.1	Seg.2	Seg.3	Seg.4	Lap Time	km/h	Local Time
1		36.087	26.263	22.914			14:17'45.625
2	39.074	34.119	24.818	21.230	1'59.241	201,8	14:19'44.866
3	38.788	34.346	24.285	21.244	1'58.663	203,7	14:21'43.529
4	38.806	34.108	24.416	21.268	1'58.598	207,6	14:23'42.127
5	46.223	34.014	25.202	21.734	2'07.173	194,2	14:25'49.300
6	38.714	33.954	24.351	21.514	1'58.533C	204,5	14:27'47.833
7	44.628	37.168	27.616	44.062	2'33.474CP	186,5	14:30'21.307
8	6'02.948	38.019			7'38.954P		14:38'00.261
9	38.935	34.145	24.775	21.711	1'59.566	202,9	14:39'59.827
10	38.704	33.844	24.427	21.284	1'58.259	200,7	14:41'58.086
11	38.875	33.968	25.216	21.788	1'59.847	202,2	14:43'57.933
12	39.040	41.696	25.028	22.217	2'07.981	195,2	14:46'05.914
13	38.840	33.790	24.626	21.745	1'59.001	193,2	14:48'04.915
14	40.470	38.819	31.513	21.541	2'12.343	188,5	14:50'17.258

28° 23 S. MARKARIAN (1'58.603)							
Lap	Seg.1	Seg.2	Seg.3	Seg.4	Lap Time	km/h	Local Time
1		35.089	26.344	21.982			14:17'47.345
2	39.508	34.197	24.356	21.226	1'59.287	205,2	14:19'46.632
3	38.754	34.393	24.694	21.308	1'59.149	203,7	14:21'45.781
4	38.662	34.044	24.454	21.443	1'58.603	205,6	14:23'44.384
5	39.325	34.362	24.522	21.364	1'59.573	197,7	14:25'43.957
6	39.637	41.368	24.794	21.655	2'07.454C	200,7	14:27'51.411
7	45.659	37.419	27.617	46.432	2'37.127CP	158,7	14:30'28.538
8	3'48.012	36.323	29.193	21.901	5'15.429P		14:35'43.967
9	40.061	34.437			2'13.437	190,4	14:37'57.404
10	39.080	34.156	24.671	21.395	1'59.302	197,7	14:39'56.706
11	39.557	34.050	24.630	21.893	2'00.130	192,8	14:41'56.836
12	41.483	34.062	24.679	21.531	2'01.755	191,1	14:43'58.591
13	39.096	34.088	24.671	21.889	1'59.744	198,1	14:45'58.335
14	39.143	34.048	24.454	21.847	1'59.492	196,3	14:47'57.827
15	39.495	34.207	24.865	21.498	2'00.065	191,1	14:49'57.892

26° 88 D. MOGEDA (1'58.468)							
Lap	Seg.1	Seg.2	Seg.3	Seg.4	Lap Time	km/h	Local Time
1		36.083	25.938	22.059			14:17'47.634
2	39.569	34.209	24.980	21.205	1'59.963	205,6	14:19'47.597
3	38.773	33.854	24.961	20.880	1'58.468	204,1	14:21'46.065
4	39.405	38.269	24.980	21.504	2'04.158	201,0	14:23'50.223
5	39.109	42.016	24.820	21.271	2'07.216	197,7	14:25'57.439
6	39.219	34.165	24.749	21.527	1'59.660C	198,1	14:27'57.099
7	44.259	36.390	27.643	48.595	2'36.887CP	150,1	14:30'33.986
8	3'45.488	40.022			5'21.080P		14:35'55.066
9	39.482	34.026			2'05.479	197,7	14:38'00.545

29° 97 F. PALAZZI (1'58.605)							
Lap	Seg.1	Seg.2	Seg.3	Seg.4	Lap Time	km/h	Local Time
1		35.774	25.549	24.615			14:17'41.738
2	39.976	34.418	24.623	21.130	2'00.147	188,5	14:19'41.885
3	40.395	33.955	25.146	21.264	2'00.760	196,3	14:21'42.645
4	40.344	34.542	24.637	21.069	2'00.592	205,2	14:23'43.237
5	38.792	38.605	25.352	20.997	2'03.746	204,8	14:25'46.983
6	39.374	34.706	24.960	21.694	2'00.734C	204,1	14:27'47.717
7	45.436	37.353	28.093	47.670	2'38.552CP	191,1	14:30'26.269
8	3'51.118	36.580			5'22.143P		14:35'48.412
9	39.723	37.984	28.656	21.259	2'07.622	191,8	14:37'56.034
10	39.318	33.782	24.570	21.429	1'59.099	196,7	14:39'55.133
11	39.551	33.782	24.476	21.587	1'59.396	195,9	14:41'54.529
12	46.050	34.569	24.886	21.233	2'06.738	193,5	14:44'01.267
13	38.783	34.149	24.560	21.113	1'58.605	199,6	14:45'59.872
14	38.945	33.780	25.600	21.222	1'59.547	204,8	14:47'59.419
15	38.751	34.116	25.226	21.186	1'59.279	201,4	14:49'58.698

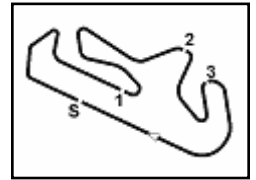
30° 21 V. PEREZ SELFA (1'58.621)							
Lap	Seg.1	Seg.2	Seg.3	Seg.4	Lap Time	km/h	Local Time

01/10/2021 P = Pits In/Out - C = Lap Time Cancelled

These data/results cannot be reproduced, stored and/or transmitted in whole or in part by any manner of electronic, mechanical, photocopying, recording, broadcasting or otherwise now known or herein after developed without the previous express consent by the copyright owner, except for reproduction in daily press and regular printed publications on sale to the public within 60 days of the event related to those data/results and always provided that copyright symbol appears together as follows below.

© DORNA WSBK ORGANIZATION Srl 2021





Portimao 4.592 m

5 / 6

Motul Portuguese Round, 1-3 October 2021

Chronological Analysis Free Practice 2nd Session

1		35.044	25.454	29.454			14:17'50.079
2	39.542	33.909	24.825	21.080	1'59.356	196,7	14:19'49.435
3	38.957	34.160	24.477	21.027	1'58.621	202,9	14:21'48.056
4	47.286	36.990	25.567	47.875	2'37.718P	202,9	14:24'25.774

31° 98 A. MILLAN GOMEZ (1'58.685)

Lap	Seg.1	Seg.2	Seg.3	Seg.4	Lap Time	km/h	Local Time
1		35.314					14:17'49.688
2	39.101	34.333	24.594	21.359	1'59.387	202,5	14:19'49.075
3	39.458	33.754	24.453	21.263	1'58.928	204,1	14:21'48.003
4	38.801	35.375	25.227	21.205	2'00.608	203,3	14:23'48.611
5	38.442	34.229	24.969	21.045	1'58.685	204,5	14:25'47.296
6	38.514	34.117	24.996	21.565	1'59.192C	204,5	14:27'46.488
7	43.689	39.315	28.310	42.397	2'33.711CP	196,3	14:30'20.199
8	3'57.815	40.740			5'34.237P		14:35'54.436
9	39.530	34.196	24.733	21.337	1'59.796	188,1	14:37'54.232
10	42.639	37.151	26.701	21.741	2'08.232	191,8	14:40'02.464
11	39.167	33.984	24.273	21.643	1'59.067	197,7	14:42'01.531
12	39.025	33.880	24.440	21.747	1'59.092	193,2	14:44'00.623
13	38.795	34.108	24.453	21.445	1'58.801	192,5	14:45'59.424
14	38.494	34.207	24.563	21.491	1'58.755	204,1	14:47'58.179
15	39.206	34.536	27.156	21.909	2'02.807	196,7	14:50'00.986

32° 53 P. SVOBODA (1'58.745)

Lap	Seg.1	Seg.2	Seg.3	Seg.4	Lap Time	km/h	Local Time
1		35.376	26.013	24.395			14:17'43.691
2	39.693	34.738	25.485	21.175	2'01.091	195,6	14:19'44.782
3	39.791	35.121	25.315	21.069	2'01.296	200,3	14:21'46.078
4	39.556	34.246	24.941	21.040	1'59.783	204,5	14:23'45.861
5	39.092	34.355	24.318	20.980	1'58.745	204,8	14:25'44.606

33° 43 H. KHOURI (1'58.797)

Lap	Seg.1	Seg.2	Seg.3	Seg.4	Lap Time	km/h	Local Time
1		34.704	25.134	22.284			14:17'42.322
2	39.461	34.217	24.483	21.353	1'59.514	199,6	14:19'41.836
3	39.574	33.843	24.430	21.118	1'58.965	194,2	14:21'40.801
4	39.446	34.652	24.515	21.452	2'00.065	190,1	14:23'40.866
5	39.275	34.302	27.419	26.600	2'07.596	193,5	14:25'48.462
6	38.828	33.800	24.662	21.681	1'58.971C	202,2	14:27'47.433
7	43.513	37.957	26.591	41.617	2'29.678CP	184,3	14:30'17.111
8	4'01.354	35.766	27.062	21.499	5'25.681P		14:35'42.792
9	39.319	34.496	24.559	21.917	2'00.291	191,1	14:37'43.083
10	39.712	34.207	24.824	21.806	2'00.549	190,8	14:39'43.632
11	39.377	34.099	24.683	21.602	1'59.761	189,8	14:41'43.393
12	39.061	34.064	24.333	21.724	1'59.182	189,8	14:43'42.575
13	39.179	40.895	24.295	21.413	2'05.782	189,8	14:45'48.357
14	38.711	33.832	24.676	21.578	1'58.797	197,7	14:47'47.154

34° 93 M. GAGGI (1'59.057)

Lap	Seg.1	Seg.2	Seg.3	Seg.4	Lap Time	km/h	Local Time
1		35.532	25.206	22.047			14:17'44.690
2	39.607	34.625	25.027	21.395	2'00.654	204,8	14:19'45.344
3	39.329	34.823	25.237	21.261	2'00.650	204,5	14:21'45.994
4	38.747	34.220	24.429	21.685	1'59.081	208,4	14:23'45.075
5	39.212	33.877	24.682	21.405	1'59.176	200,3	14:25'44.251
6	39.012	34.240			2'06.933C	204,1	14:27'51.184
7	45.649	37.369	27.689	47.986	2'38.693CP	161,7	14:30'29.877
8	7'58.247	42.625	27.007	22.536	9'30.415P		14:40'00.292
9	39.052	34.579	24.625	21.805	1'59.739	199,6	14:42'00.031
10	38.957	33.918	24.583	21.679	1'59.137	195,9	14:43'59.168
11	38.891	34.014	25.215	22.429	2'00.549	194,9	14:45'59.717
12	38.799	33.845	24.759	21.654	1'59.057	198,5	14:47'58.774
13	39.055	34.247	24.692	21.530	1'59.524	208,4	14:49'58.298

35° 35 Y. SAIZ MARQUEZ (1'59.444)

Lap	Seg.1	Seg.2	Seg.3	Seg.4	Lap Time	km/h	Local Time
1						24.944	14:17'42.253
2	40.349	34.335	25.715	21.259	2'01.658	195,2	14:19'43.911
3	40.359			21.732	2'01.983	198,1	14:21'45.894
4	39.132	34.345	24.793	21.422	1'59.692	208,0	14:23'45.586
5	39.644			21.466	2'00.065	208,8	14:25'45.651
6	39.356	34.495	25.234	22.013	2'01.098C	202,9	14:27'46.749
7	47.054	38.086	27.460	47.867	2'40.467CP	182,1	14:30'27.216
8	3'13.543				22.022	4'36.248P	14:35'03.464
9	40.153				2'15.711	186,2	14:37'19.175
10	39.844			21.692	2'00.817	189,8	14:39'19.992
11	39.283			21.793	1'59.894	194,9	14:41'19.886
12	39.801			21.747	2'00.561	197,0	14:43'20.447
13	39.544			21.397	2'00.254	195,6	14:45'20.701
14	39.067			21.447	1'59.444	203,3	14:47'20.145
15	39.278			22.061	2'03.200	198,8	14:49'23.345
16	39.727			22.027	2'01.000	191,8	14:51'24.345

36° 56 J. KOCOUREK (1'59.612)

Lap	Seg.1	Seg.2	Seg.3	Seg.4	Lap Time	km/h	Local Time
1			36.412				14:17'22.210
2	40.865	35.346	24.792	22.042	2'03.045	185,2	14:19'25.255
3	39.983	35.617	24.821	22.293	2'02.714	189,4	14:21'27.969
4	40.542	34.944	24.986	21.866	2'02.338	187,8	14:23'30.307
5	39.826	36.780			2'09.031	192,1	14:25'39.338
6	40.014	35.090	26.150	22.607	2'03.861C	186,8	14:27'43.199
7	45.188	39.807	28.574	44.414	2'37.983CP	177,6	14:30'21.182
8	3'21.451	36.537	25.412	22.071	4'45.471P		14:35'06.653
9	39.431	34.646	24.913	22.387	2'01.377	191,1	14:37'08.030
10	39.855	44.024	24.837	21.802	2'10.518	186,8	14:39'18.548
11	39.682	34.625	24.638	22.015	2'00.960	196,7	14:41'19.508
12	39.533	34.543	24.601	21.841	2'00.518	193,8	14:43'20.026
13	39.604	34.578	24.780	21.656	2'00.618	194,5	14:45'20.644
14	39.395	34.517	24.652	21.871	2'00.435	201,4	14:47'21.079
15	39.069	34.306	24.624	21.613	1'59.612	196,3	14:49'20.691
16	39.133	34.469	24.844	21.643	2'00.089	198,1	14:51'20.780

37° 32 T. ALONSO (1'59.651)

Lap	Seg.1	Seg.2	Seg.3	Seg.4	Lap Time	km/h	Local Time
1		34.584	24.706	21.978			14:17'26.401
2	39.704	34.119	24.313	21.515	1'59.651	189,8	14:19'26.052
3	40.646	36.689	24.738	21.786	2'03.859	194,5	14:21'29.911
4	41.398	42.167	24.560	21.302	2'09.427	185,2	14:23'39.338
5	39.095	38.110	24.904	21.661	2'03.770	193,2	14:25'43.108
6	39.282	41.173	25.662	21.596	2'07.713C	190,8	14:27'50.821
7	45.367	35.843	26.791	43.380	2'31.381CP	153,3	14:30'22.202
8	3'34.551	34.315	24.422	21.614	4'54.902P		14:35'17.104

38° 55 A. FRAPPOLA (1'59.908)

Lap	Seg.1	Seg.2	Seg.3	Seg.4	Lap Time	km/h	Local Time
1			51.764				14:37'16.740
2	39.859	35.021	24.726	21.795	2'01.401	191,4	14:39'18.141
3	39.725	34.427	24.602	21.983	2'00.737	190,8	14:41'18.878
4	39.771	34.377	24.664	21.776	2'00.588	189,1	14:43'19.466
5	39.268	34.358	24.665	21.923	2'00.214	191,1	14:45'19.680
6	39.431	34.432	24.874	21.860	2'00.597	194,5	14:47'20.277
7	39.031	34.524	24.812	21.541	1'59.908	201,8	14:49'20.185
8	39.229	34.252	25.110	21.545	2'00.136	195,9	14:51'20.321

01/10/2021 P = Pits In/Out - C = Lap Time Cancelled

These data/results cannot be reproduced, stored and/or transmitted in whole or in part by any manner of electronic, mechanical, photocopying, recording, broadcasting or otherwise now known or herein after developed without the previous express consent by the copyright owner, except for reproduction in daily press and regular printed publications on sale to the public within 60 days of the event related to those data/results and always provided that copyright symbol appears together as follows below.

© DORNA WSBK ORGANIZATION Srl 2021



Official Fuel Supplier

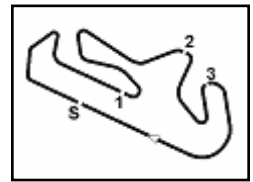


FKR PERUGIA TIMING

Official Tyre Supplier



Official Timekeeper



Portimao 4.592 m

6 / 6

Motul Portuguese Round, 1-3 October 2021

Chronological Analysis Free Practice 2nd Session

39° 66 D. BORGES (1'59.914)							
Lap	Seg.1	Seg.2	Seg.3	Seg.4	Lap Time	km/h	Local Time
1		36.714	26.062	21.904			14:17'47.772
2	39.677	34.662	25.399	21.092	2'00.830	208,4	14:19'48.602
3	41.229	36.040	24.987	21.108	2'03.364	199,6	14:21'51.966
4	40.351	34.986	25.079	21.846	2'02.262	195,6	14:23'54.228
5	39.899	49.733	40.739	1'06.675	3'17.046P	198,1	14:27'11.274
6	6'47.615	35.108	25.205	21.777	8'09.705P		14:35'20.979
7	39.759	34.610	25.022	21.648	2'01.039	188,1	14:37'22.018
8	39.643	34.683	25.069	21.551	2'00.946	189,4	14:39'22.964
9	39.589	34.322	24.766	21.245	1'59.922	190,8	14:41'22.886
10	38.927	34.575	24.692	21.902	2'00.096	201,0	14:43'22.982
11	39.443	34.255	24.797	21.419	1'59.914	193,2	14:45'22.896
12	39.316	34.224	24.726	21.777	2'00.043	195,2	14:47'22.939
13	39.734	34.165	24.799	21.671	2'00.369	190,1	14:49'23.308

12	40.448	34.765	25.159	22.406	2'02.778	191,1	14:48'22.716
13	40.274	34.975	27.139	22.976	2'05.364	185,2	14:50'28.080

40° 22 J. ROMERO (2'01.846)							
Lap	Seg.1	Seg.2	Seg.3	Seg.4	Lap Time	km/h	Local Time
1		35.528	25.461	22.363			14:17'29.415
2	40.983	35.087	24.939	22.365	2'03.374	184,6	14:19'32.789
3	41.156	36.560	26.355	23.711	2'07.782	185,9	14:21'40.571
4	41.443	41.600	25.222	21.888	2'10.153	184,9	14:23'50.724
5	40.256	34.815	24.686	22.089	2'01.846	192,8	14:25'52.570
6	39.609	35.869	24.927	22.064	2'02.469C	192,8	14:27'55.039
7	45.625	38.098	27.624	49.651	2'40.998CP	144,3	14:30'36.037
8	3'07.389	35.462	24.963	22.485	4'30.299P		14:35'06.336
9	40.212	34.959	25.125	22.499	2'02.795	181,8	14:37'09.131
10	40.325	43.301	24.924	22.155	2'10.705	182,7	14:39'19.836
11	39.852	34.542	25.307	22.177	2'01.878	190,1	14:41'21.714
12	39.689	35.359	24.857	22.265	2'02.170	190,1	14:43'23.884
13	40.087	34.780	24.708	22.392	2'01.967	187,5	14:45'25.851
14	40.106	34.998	25.410	41.323	2'21.837P	188,1	14:47'47.688
15	1'51.312	35.075	24.863	22.923	3'14.173P		14:51'01.861

41° 18 I. OFFER (2'02.159)							
Lap	Seg.1	Seg.2	Seg.3	Seg.4	Lap Time	km/h	Local Time
1		36.508	41.707	48.125			14:18'19.584
2	2'57.103	35.662	26.007	22.546	4'21.318P		14:22'40.902
3	40.805	35.539	25.418	22.222	2'03.984	182,4	14:24'44.886
4	40.240	35.044	26.521	22.353	2'04.158	184,0	14:26'49.044
5	53.644	50.642	27.977	44.634	2'56.897CP	184,0	14:29'45.941
6	4'34.908	36.952			6'09.579P		14:35'55.520
7	39.909	38.814	27.066	22.310	2'08.099	194,9	14:38'03.619
8	40.371	35.482	25.142	22.337	2'03.332	187,2	14:40'06.951
9	41.027	34.949	25.198	22.014	2'03.188	188,5	14:42'10.139
10	40.004	34.800	25.085	22.270	2'02.159	188,8	14:44'12.298
11	40.014	36.803	29.081	22.226	2'08.124	184,3	14:46'20.422
12	40.064	35.651	25.346	22.241	2'03.302	192,8	14:48'23.724
13	39.863	35.166	25.336	22.546	2'02.911	186,5	14:50'26.635

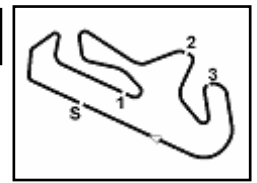
42° 70 M. DUARTE (2'02.558)							
Lap	Seg.1	Seg.2	Seg.3	Seg.4	Lap Time	km/h	Local Time
1		35.462	26.068	22.712			14:17'37.029
2	41.560	46.710	25.572	21.963	2'15.805	185,5	14:19'52.834
3	40.242	35.333	25.165	21.818	2'02.558	198,1	14:21'55.392
4	40.675	35.941	25.485	22.016	2'04.117	191,8	14:23'59.509
5	40.685	35.493	26.073	48.243	2'30.494P	188,8	14:26'30.003
6	1'19.490	48.747	29.121	44.819	3'22.177CP		14:29'52.180
7	6'30.058	35.897	26.073	23.804	7'55.832P		14:37'48.012
8	41.614	46.679	25.452	22.286	2'16.031	179,7	14:40'04.043
9	40.813	35.497	25.113	21.863	2'03.286	188,1	14:42'07.329
10	40.257	35.430	25.938	25.502	2'07.127	192,8	14:44'14.456
11	40.628	34.877	27.872	22.105	2'05.482	191,1	14:46'19.938

01/10/2021 P = Pits In/Out - C = Lap Time Cancelled

These data/results cannot be reproduced, stored and/or transmitted in whole or in part by any manner of electronic, mechanical, photocopying, recording, broadcasting or otherwise now known or herein after developed without the previous express consent by the copyright owner, except for reproduction in daily press and regular printed publications on sale to the public within 60 days of the event related to those data/results and always provided that copyright symbol appears together as follows below.

© DORNA WSBK ORGANIZATION Srl 2021





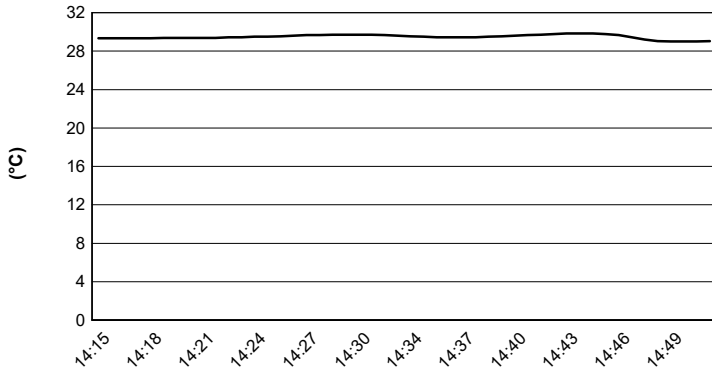
Portimao 4.592 m

Motul Portuguese Round, 1-3 October 2021

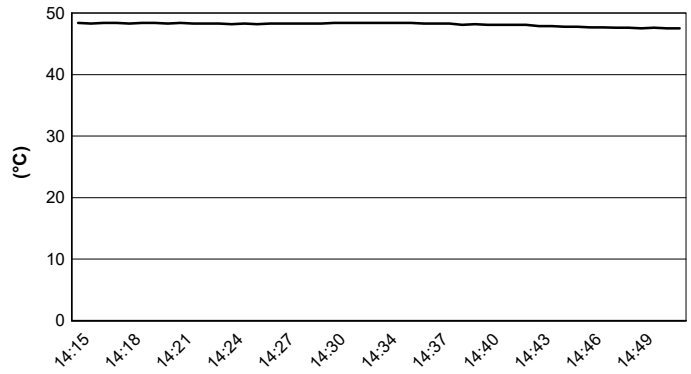
Weather Report Free Practice 2nd Session

Session started 14:15 - Session ended 14:52

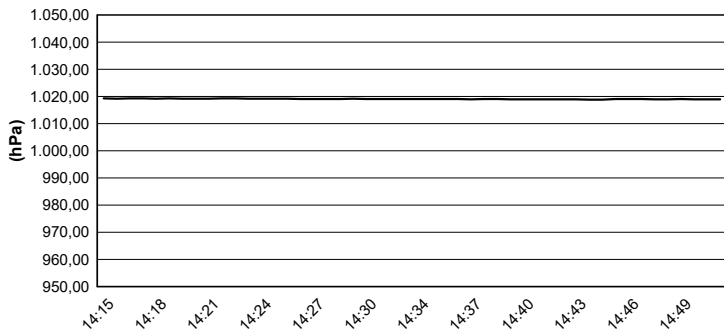
Air Temperature



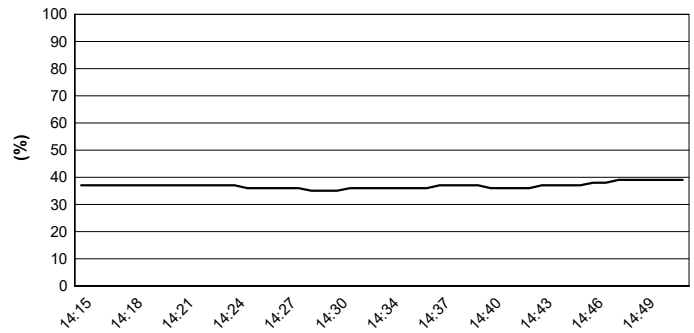
Track Temperature



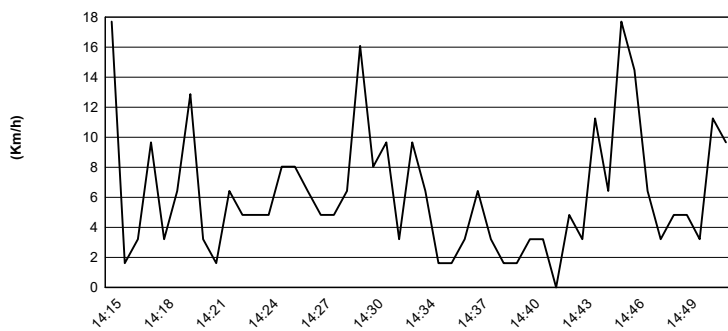
Air Pressure



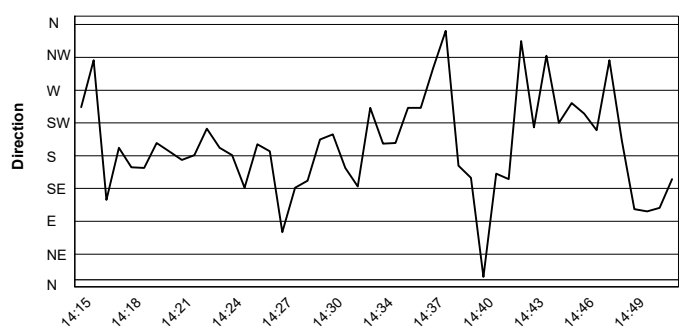
Humidity



Wind Speed



Wind Direction



01/10/2021

These data/results cannot be reproduced, stored and/or transmitted in whole or in part by any manner of electronic, mechanical, photocopying, recording, broadcasting or otherwise now known or herein after developed without the previous express consent by the copyright owner, except for reproduction in daily press and regular printed publications on sale to the public within 60 days of the event related to those data/results and always provided that copyright symbol appears together as follows below.

© DORNA WSBK ORGANIZATION Srl 2021



Official Fuel Supplier

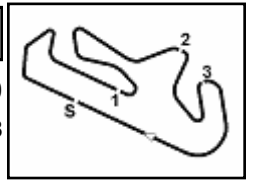


FICR PERUGIA TIMING

Official Tyre Supplier



Official Timekeeper



Portimao 4.592 m

Motul Portuguese Round, 1-3 October 2021

Best Laps & Speeds

1 / 2

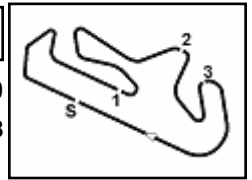
No.	Rider Bike	Nat	Best Lap		FP1		FP2											
			LL	SPD	LL	SPD	LL	SPD										
1	69 T. BOOTH-AMOS Kawasaki Ninja 400	GBR	1'56.273 19 207,1		1'56.273 8 207,1		1'56.616 11 206,7											
2	99 A. HUERTAS Kawasaki Ninja 400	ESP	1'56.282 26 213,7		1'56.282 14 213,7		1'57.221 12 207,5											
3	58 I. IGLESIAS Kawasaki Ninja 400	ESP	1'56.283 26 211,6		1'56.283 13 211,6		1'57.939 13 210,0											
4	94 F. LLAMBIAS Yamaha YZF-R3	URU	1'56.412 27 207,1		1'56.412 13 206,4		1'57.672 14 207,1											
5	17 K. MEUFFELS Kawasaki Ninja 400	NED	1'56.425 23 217,5		1'56.425 12 215,8		1'57.709 11 217,5											
6	1 J. BUIS Kawasaki Ninja 400	NED	1'56.465 22 215,0		1'56.465 11 215,0		1'57.376 11 206,0											
7	8 B. IERACI Kawasaki Ninja 400	ITA	1'56.501 27 215,0		1'56.501 12 215,0		1'57.267 15 206,7											
8	85 K. SABATUCCI Kawasaki Ninja 400	ITA	1'56.509 23 211,6		1'56.509 11 211,2		1'57.811 12 211,6											
9	54 B. SOFUOGLU Yamaha YZF-R3	TUR	1'56.765 27 208,7		1'56.765 14 208,3		1'57.212 13 208,7											
10	73 J. PEREZ GONZALEZ Kawasaki Ninja 400	ESP	1'56.822 26 215,4		1'56.822 12 215,4		1'57.532 14 210,0											
11	80 G. MASTROLUCA Yamaha YZF-R3	ITA	1'56.823 24 211,2		1'56.823 10 210,4		1'57.554 14 211,2											
12	46 S. DI SORA Kawasaki Ninja 400	FRA	1'57.063 23 211,6		1'57.063 11 211,6		1'57.146 12 207,5											
13	61 Y. OKAYA Kawasaki Ninja 400	JPN	1'57.065 26 215,4		1'57.065 14 214,5		1'57.707 12 215,4											
14	77 R. BIJMAN Yamaha YZF-R3	NED	1'57.134 25 210,8		1'57.134 12 207,5		1'58.042 13 210,8											
15	72 V. STEEMAN KTM RC 390 R	NED	1'57.184 27 210,0		1'57.184 13 209,5		1'57.848 14 210,0											
16	83 M. KAWAKAMI Yamaha YZF-R3	BRA	1'57.189 21 209,5		1'57.189 8 209,5		1'57.518 13 205,6											
17	52 O. KONIG Kawasaki Ninja 400	CZE	1'57.198 28 215,8		1'57.198 14 212,4		1'57.939 14 215,8											
18	60 D. GEIGER Kawasaki Ninja 400	GER	1'57.238 28 214,1		1'57.238 14 214,1		1'58.494 14 204,0											
19	15 A. COPPOLA Yamaha YZF-R3	ITA	1'57.242 25 207,5		1'57.242 12 200,3		1'58.259 13 207,5											
20	59 A. ZANCA Kawasaki Ninja 400	ITA	1'57.316 26 212,8		1'57.316 12 212,8		1'57.849 14 207,5											
21	28 Y. RUIZ Yamaha YZF-R3	ESP	1'57.437 24 211,6		1'57.526 11 211,6		1'57.437 13 207,9											
22	87 T. KAWAKAMI Yamaha YZF-R3	BRA	1'57.445 25 209,5		1'57.445 11 209,5		1'57.997 14 207,5											
23	43 H. KHOURI Kawasaki Ninja 400	AUS	1'57.474 25 207,9		1'57.474 12 207,9		1'58.797 13 202,1											
24	11 A. CARRASCO Kawasaki Ninja 400	ESP	1'57.500 27 210,8		1'57.500 12 210,4		1'57.811 15 210,8											
25	23 S. MARKARIAN Kawasaki Ninja 400	FRA	1'57.677 25 215,4		1'57.677 11 215,4		1'58.603 14 205,6											

01/10/2021

These data/results cannot be reproduced, stored and/or transmitted in whole or in part by any manner of electronic, mechanical, photocopying, recording, broadcasting or otherwise now known or herein after developed without the previous express consent by the copyright owner, except for reproduction in daily press and regular printed publications on sale to the public within 60 days of the event related to those data/results and always provided that copyright symbol appears together as follows below.

© DORNA WSBK ORGANIZATION Srl 2021





Portimao 4.592 m

Motul Portuguese Round, 1-3 October 2021

Best Laps & Speeds

2 / 2

No.	Rider Bike	Nat	Best Lap		FP1		FP2								
			LL	SPD	LL	SPD	LL	SPD							
26	98 A. MILLAN GOMEZ Kawasaki Ninja 400	ESP	1'57.777	25 212,0	1'57.777	11 212,0	1'58.685	14 204,4							
27	41 M. GARCIA Kawasaki Ninja 400	ESP	1'57.859	27 212,0	1'57.859	13 212,0	1'58.153	14 209,1							
28	53 P. SVOBODA Yamaha YZF-R3	CZE	1'57.935	18 210,8	1'57.935	14 210,8	1'58.745	4 204,8							
29	26 M. GENNAI Yamaha YZF-R3	ITA	1'57.989	26 215,0	1'58.006	12 215,0	1'57.989	14 203,3							
30	7 J. GIMBERT Kawasaki Ninja 400	FRA	1'58.001	24 205,2	1'58.661	11 201,0	1'58.001	13 205,2							
31	93 M. GAGGI Yamaha YZF-R3	ITA	1'58.085	26 208,3	1'58.085	14 207,9	1'59.057	12 208,3							
32	88 D. MOGEDA Kawasaki Ninja 400	ESP	1'58.155	26 214,1	1'58.155	12 214,1	1'58.468	14 205,6							
33	32 T. ALONSO Kawasaki Ninja 400	POR	1'58.575	16 212,8	1'58.575	9 212,8	1'59.651	7 194,5							
34	97 F. PALAZZI Yamaha YZF-R3	ITA	1'58.605	23 206,4	1'58.914	9 206,4	1'58.605	14 205,2							
35	21 V. PEREZ SELFA Yamaha YZF-R3	ESP	1'58.621	12 202,9	1'59.475	9 202,9	1'58.621	3 202,9							
36	55 A. FRAPPOLA Kawasaki Ninja 400	ITA	1'58.774	20 211,6	1'58.774	13 211,6	1'59.908	7 201,7							
37	56 J. KOCOUREK Kawasaki Ninja 400	CZE	1'59.180	29 210,0	1'59.180	14 210,0	1'59.612	15 201,4							
38	35 Y. SAIZ MARQUEZ Yamaha YZF-R3	ESP	1'59.444	29 212,4	1'59.444	14 212,4	1'59.444	15 208,7							
39	70 M. DUARTE Yamaha YZF-R3	POR	1'59.889	22 206,0	1'59.889	10 206,0	2'02.558	12 198,1							
40	66 D. BORGES Kawasaki Ninja 400	POR	1'59.914	12 208,3			1'59.914	12 208,3							
41	22 J. ROMERO Kawasaki Ninja 400	ARG	2'00.813	27 206,7	2'00.813	13 206,7	2'01.846	14 192,8							
42	18 I. OFFER Kawasaki Ninja 400	GBR	2'02.159	26 203,6	2'02.217	14 203,6	2'02.159	12 194,8							

01/10/2021

These data/results cannot be reproduced, stored and/or transmitted in whole or in part by any manner of electronic, mechanical, photocopying, recording, broadcasting or otherwise now known or herein after developed without the previous express consent by the copyright owner, except for reproduction in daily press and regular printed publications on sale to the public within 60 days of the event related to those data/results and always provided that copyright symbol appears together as follows below.

© DORNA WSBK ORGANIZATION Srl 2021

