SUPERSPORT300 FIM WORLD CHAMPIONSHIP

9.3

WorldSSP300
116/08

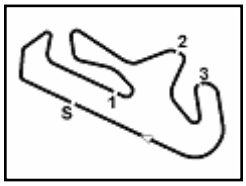

Motul Portuguese Round, 1-3 October 2021
Chronological Analysis Free Practice 2nd Session

Portimao 4.592 m

1° 69 T. BOOTH-AMOS (1'56.616)

Lap	Seg.1	Seg.2	Seg.3	Seg.4	Lap Time	km/h	Local Time
1		34.020	24.503	21.411			14:19'51.399
2	38.388	38.161	24.195	**20.998**	2'01.742	199,2	14:21'53.141
3	40.236	33.909	24.291	21.379	1'59.815	200,7	14:23'52.956
4	38.415	33.393	23.965	21.094	1'56.867	198,5	14:25'49.823
5	41.210	33.939	24.394	42.381	2'21.924CP	203,3	14:28'11.747
6	8'36.326	35.649	24.422	22.395	9'58.792P		14:38'10.539
7	38.406	33.734	24.080	21.505	1'57.725	203,3	14:40'08.264
8	38.394	33.521	24.072	21.348	1'57.335	197,7	14:42'05.599
9	38.465	**33.342**	**23.822**	21.241	1'56.870	196,7	14:44'02.469
10	**37.824**	33.613	23.909	21.270	**1'56.616**	205,2	14:45'59.085
11	38.109	33.549	24.846	23.136	1'59.640C	201,4	14:47'58.725
12	38.171	37.013	25.260	21.586	2'02.030	**206,8**	14:50'00.755

2° 46 S. DI SORA (1'57.146)

Lap	Seg.1	Seg.2	Seg.3	Seg.4	Lap Time	km/h	Local Time
1		34.791	24.500	21.814			14:17'54.452
2	39.145	33.761	24.220	**21.202**	1'58.328	193,2	14:19'52.780
3	38.571	33.941	24.179	21.215	1'57.906	198,5	14:21'50.686
4	44.350	33.864	24.612	21.430	2'04.256	196,3	14:23'54.942
5	38.472	33.462	24.067	21.270	1'57.271	200,3	14:25'52.213
6	38.338	33.826	24.016	21.448	1'57.628C	**207,6**	14:27'49.841
7	45.679	38.550	27.159	46.201	2'37.589CP	159,6	14:30'27.430
8	6'20.680	35.418	24.223	21.780	7'42.101P		14:38'09.531
9	40.535	33.705	23.976	21.594	1'59.810	190,1	14:40'09.341
10	38.458	33.486	**23.918**	21.284	**1'57.146**	197,4	14:42'06.487
11	38.210	33.551	24.009	21.447	1'57.217	200,3	14:44'03.704
12	38.440	33.736	24.100	21.459	1'57.735	196,3	14:46'01.439
13	**38.187**	**33.331**	1'00.804	46.779	2'59.101P	201,4	14:49'00.540

3° 54 B. SOFUOGLU (1'57.212)

Lap	Seg.1	Seg.2	Seg.3	Seg.4	Lap Time	km/h	Local Time
1		35.042	26.125	22.090			14:17'47.047
2	38.932	33.640	24.468	21.138	1'58.178	201,0	14:19'45.225
3	38.569	**33.459**	**24.258**	**20.926**	**1'57.212**	205,2	14:21'42.437
4	40.145	36.941	24.380	21.143	2'02.609	206,8	14:23'45.046
5	38.807	36.169	24.578	21.258	2'00.812	199,6	14:25'45.858
6	**38.496**	33.778	24.281	21.724	1'58.279C	**208,8**	14:27'44.137
7	44.031	40.288	28.454	45.572	2'38.345CP	190,1	14:30'22.482
8	5'32.511	43.766	30.406	41.358	7'28.041P		14:37'50.523
9	1'05.486	34.033	24.524	21.934	2'25.977P		14:40'16.500
10	39.398	33.719	24.350	21.739	1'59.206	190,1	14:42'15.706
11	39.119	33.730	24.355	21.718	1'58.922	191,1	14:44'14.628
12	39.181	33.987	28.442	22.016	2'03.626	197,4	14:46'18.254
13	39.041	33.779	24.402	21.818	1'59.040	195,9	14:48'17.294
14	39.221	33.989	24.536	21.779	1'59.525	187,8	14:50'16.819

4° 99 A. HUERTAS (1'57.221)

Lap	Seg.1	Seg.2	Seg.3	Seg.4	Lap Time	km/h	Local Time
1		34.487					14:17'49.499
2	38.487	33.865	24.389	21.146	1'57.887	198,1	14:19'47.386
3	**38.023**	33.943	24.366	21.256	1'57.588	204,1	14:21'44.974
4	38.228	33.613	**24.249**	**21.131**	**1'57.221**	201,0	14:23'42.195
5	53.650	33.643	24.500	21.331	2'13.124	203,3	14:25'55.319
6	38.649	33.631	24.377	22.182	1'58.839C	197,0	14:27'54.158
7	45.183	36.944	27.802	47.223	2'37.152CP	151,8	14:30'31.310
8	7'08.040	34.212	24.782	22.034	8'29.068P		14:39'00.378
9	39.050	33.819	24.577	41.326	2'18.772P	191,8	14:41'19.150
10	1'22.179	33.716	24.437	21.354	2'41.686P		14:44'00.836
11	38.196	**33.510**	24.297	21.395	1'57.398	199,6	14:45'58.234
12	38.535	34.297	24.865	23.530	2'01.227	195,9	14:47'59.461
13	38.297	33.910	27.270	21.593	2'01.070	**207,6**	14:50'00.531

5° 8 B. IERACI (1'57.267)

Lap	Seg.1	Seg.2	Seg.3	Seg.4	Lap Time	km/h	Local Time
1		35.724	24.847	23.805			14:17'51.532
2	39.087	34.214	24.203	21.024	1'58.528	198,1	14:19'50.060
3	**38.384**	**33.470**	24.441	**20.972**	**1'57.267**	205,6	14:21'47.327
4	38.935	34.034	24.286	20.973	1'58.228	201,8	14:23'45.555
5	38.401	33.968	24.381	21.366	1'58.116	**206,8**	14:25'43.671
6	45.508	33.991	25.572	21.245	2'06.316C	197,0	14:27'49.987
7	49.839	37.569	27.424	47.280	2'42.112CP	135,8	14:30'32.099
8	3'24.364	34.405	24.392	21.707	4'44.868P		14:35'16.967
9	39.177	33.713	**24.160**	21.733	1'58.783	187,8	14:37'15.750
10	39.115	33.823	24.382	21.768	1'59.088	188,8	14:39'14.838
11	45.573	33.944	24.592	21.570	2'05.679	192,5	14:41'20.517
12	38.795	33.524	24.413	21.595	1'58.327	197,0	14:43'18.844
13	39.014	33.675	24.293	21.644	1'58.626	190,4	14:45'17.470
14	45.816	33.934	24.679	21.619	2'06.048	190,1	14:47'23.518
15	38.534	34.117	24.301	21.553	1'58.505	201,0	14:49'22.023
16	38.678	33.572	24.373	21.216	1'57.839	194,5	14:51'19.862

6° 1 J. BUIS (1'57.376)

Lap	Seg.1	Seg.2	Seg.3	Seg.4	Lap Time	km/h	Local Time
1		34.762	25.080	21.544			14:17'43.753
2	38.940	34.008	24.563	21.010	1'58.521	201,4	14:19'42.274
3	38.618	33.842	**24.257**	21.429	1'58.146	204,5	14:21'40.420
4	39.372	42.213	24.835	21.444	2'07.864	195,2	14:23'48.284
5	**38.198**	**33.680**	24.602	**20.896**	**1'57.376**	205,6	14:25'45.660
6	38.833	33.913	24.876	43.200	2'20.822CP	**206,0**	14:28'06.482
7	10'19.213	34.379	26.223	23.756	11'43.571P		14:39'50.053
8	40.683	34.075	24.266	21.269	2'00.293	197,0	14:41'50.346
9	38.363	33.734	24.393	21.281	1'57.771	201,8	14:43'48.117
10	38.649	33.798	24.491	21.721	1'58.659	196,3	14:45'46.776
11	42.717	35.746	24.656	21.705	2'04.824	195,6	14:47'51.600
12	38.523	34.684	24.410	21.776	1'59.393	198,1	14:49'50.993

7° 28 Y. RUIZ (1'57.437)

Lap	Seg.1	Seg.2	Seg.3	Seg.4	Lap Time	km/h	Local Time
1		35.170					14:17'50.170
2	38.821	33.954	25.195	21.265	1'59.235	206,4	14:19'49.405
3	38.501	33.899	24.267	21.348	1'58.015	**208,0**	14:21'47.420
4	39.007	34.819	24.333	21.244	1'59.403	205,2	14:23'46.823
5	38.433	33.724	24.173	**21.107**	**1'57.437**	203,3	14:25'44.260
6	44.111	33.694	25.475	21.556	2'04.836C	204,1	14:27'49.096
7	44.675	37.152	27.379	44.210	2'33.416CP	198,8	14:30'22.512
8	6'02.376	44.264	24.551	22.035	7'33.226P		14:37'55.738
9	39.989	38.323	24.311	21.459	2'04.082	196,3	14:39'59.820
10	38.498	**33.607**	**24.050**	21.427	1'57.582	204,8	14:41'57.402
11	39.725			21.656	1'59.833	194,9	14:43'57.235
12	44.837	34.386	24.236	21.444	2'04.903	190,8	14:46'02.138
13	**38.374**			21.268	1'57.895	207,2	14:48'00.033
14	38.506			21.673	1'58.168	200,7	14:49'58.201

8° 83 M. KAWAKAMI (1'57.518)

Lap	Seg.1	Seg.2	Seg.3	Seg.4	Lap Time	km/h	Local Time
1		34.107	24.544	21.747			14:17'23.901
2	39.829	34.340	24.366	21.709	2'00.244	187,2	14:19'24.145
3	39.354	33.911	24.212	21.662	1'59.139	188,5	14:21'23.284
4	39.353	33.773	24.202	21.782	1'59.110	187,8	14:23'22.394
5	39.461	33.831	24.229	21.641	1'59.162	187,2	14:25'21.556
6	39.697	34.495	24.729	40.694	2'19.615CP	187,5	14:27'41.171
7	6'34.920	37.049			8'08.241P		14:35'49.412
8	39.175	34.275			2'08.881	189,1	14:37'58.293

01/10/2021 P = Pits In/Out - C = Lap Time Cancelled

These data/results cannot be reproduced, stored and/or transmitted in whole or in part by any manner of electronic, mechanical, photocopying, recording, broadcasting or otherwise now known or herein after developed without the previous express consent by the copyright owner, except for reproduction in daily press and regular printed publications on sale to the public within 60 days of the event related to those data/results and always provided that copyright symbol appears together as follows below.
© DORNA WSBK ORGANIZATION Srl 2021

Panta Racing Fuel — Official Fuel Supplier
Pirelli — Official Tyre Supplier
FICR PERUGIA TIMING
TISSOT SWISS WATCHES SINCE 1853 — Official Timekeeper

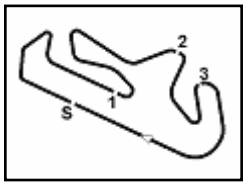

Motul Portuguese Round, 1-3 October 2021

Chronological Analysis Free Practice 2nd Session

Portimao 4.592 m

9	38.841	33.606	24.227	21.615	1'58.289	193,8	14:39'56.582
10	40.120	33.961			2'06.574	187,8	14:42'03.156
11	38.765	33.680	**24.146**	21.456	1'58.047	193,2	14:44'01.203
12	38.555	33.620	24.237	21.554	1'57.966	197,4	14:45'59.169
13	38.504	33.609	24.823	24.823	2'01.759	200,3	14:48'00.928
14	**38.217**	**33.368**	24.638	**21.295**	**1'57.518**	**205,6**	14:49'58.446

9° 73 J. PEREZ GONZALEZ (1'57.532)

Lap	Seg.1	Seg.2	Seg.3	Seg.4	Lap Time	km/h	Local Time
1		35.751	26.420	22.185			14:17'47.326
2	39.116	33.751	24.346	**20.979**	1'58.192	205,6	14:19'45.518
3	**38.397**	33.927	24.147	21.061	**1'57.532**	**210,0**	14:21'43.050
4	38.476	34.273	24.551	21.618	1'58.918	207,6	14:23'41.968
5	39.125	49.711	24.424	21.363	2'14.623	195,2	14:25'56.591
6	38.811	33.829	24.249	21.556	1'58.445C	200,3	14:27'55.036
7	46.773	36.584	27.322	49.964	2'40.643CP	131,8	14:30'35.679
8	3'43.541	35.437			5'18.751P		14:35'54.430
9	39.223	34.025	24.524	21.847	1'59.619	190,1	14:37'54.049
10	39.574	33.860	24.492	21.728	1'59.654	193,2	14:39'53.703
11	38.957	**33.577**	24.046	21.474	1'58.054	191,8	14:41'51.757
12	38.799	33.636	**24.037**	21.599	1'58.071	192,5	14:43'49.828
13	38.760	33.736	24.144	21.289	1'57.929	202,2	14:45'47.757
14	38.497	34.151	24.165	21.598	1'58.411	204,1	14:47'46.168
15	38.771	33.875	24.544	21.801	1'58.991	197,4	14:49'45.159

10° 80 G. MASTROLUCA (1'57.554)

Lap	Seg.1	Seg.2	Seg.3	Seg.4	Lap Time	km/h	Local Time
1		36.319	25.056	25.533			14:17'42.439
2	39.903	34.242	24.986	**20.853**	1'59.984	188,1	14:19'42.423
3	38.845	33.697	24.525	21.239	1'58.306	206,0	14:21'40.729
4	39.135	33.532	24.436	21.384	1'58.487	193,8	14:23'39.216
5	46.480	34.766	24.690	20.997	2'06.933	189,4	14:25'46.149
6	38.843	33.583	25.061	21.455	1'58.942C	**211,2**	14:27'45.091
7	43.774	39.980	27.253	46.358	2'37.365CP	192,1	14:30'22.456
8	3'54.454	36.593			5'25.141P		14:35'47.597
9	39.615	38.676	28.560	21.326	2'08.177	187,5	14:37'55.774
10	38.868	33.618	24.595	21.297	1'58.378	193,5	14:39'54.152
11	38.680	33.556	24.517	21.272	1'58.025	196,7	14:41'52.177
12	38.778	**33.504**	**24.200**	21.247	1'57.729	194,9	14:43'49.906
13	**38.362**	33.559	24.352	21.281	**1'57.554**	197,7	14:45'47.460
14	38.901	34.549	25.412	21.410	2'00.272	198,8	14:47'47.732
15	38.608	**33.504**	24.532	21.582	1'58.226	196,3	14:49'45.958

11° 94 F. LLAMBIAS (1'57.672)

Lap	Seg.1	Seg.2	Seg.3	Seg.4	Lap Time	km/h	Local Time
1		34.494					14:17'49.919
2	38.694	33.526	24.407	**21.052**	1'57.679	**207,2**	14:19'47.598
3	38.333	33.671	24.691	21.338	1'58.033	205,6	14:21'45.631
4	41.856	34.747	24.792	21.511	2'02.906	201,0	14:23'48.537
5	39.378	42.422	24.291	21.353	2'07.444	201,4	14:25'55.981
6	38.406	33.880	24.868	21.872	1'59.026C	197,4	14:27'55.007
7	44.254	36.286	28.433	47.622	2'36.595CP	145,8	14:30'31.602
8	5'23.085	36.542	24.223	21.384	6'45.234P		14:37'16.836
9	38.838	33.725	24.299	21.261	1'58.123	194,9	14:39'14.959
10	38.966	33.998			2'07.677	198,5	14:41'22.636
11	38.581	**33.290**	24.361	21.616	1'57.848	196,7	14:43'20.484
12	38.975	33.694	24.792	21.619	1'59.080	199,6	14:45'19.564
13	38.716	33.571	24.484	21.924	1'58.695	193,8	14:47'18.259
14	39.182	36.186	24.665	21.442	2'01.475	189,8	14:49'19.734
15	**38.169**	33.641	**24.112**	21.750	**1'57.672**	201,8	14:51'17.406

12° 61 Y. OKAYA (1'57.707)

Lap	Seg.1	Seg.2	Seg.3	Seg.4	Lap Time	km/h	Local Time
1		36.960	25.353	21.558			14:17'44.849
2	38.844	33.961	24.528	**20.744**	1'58.077	204,8	14:19'42.926
3	39.077	**33.733**	24.416	21.518	1'58.744	**215,4**	14:21'41.670
4	39.417	39.647	24.583	20.866	2'04.513	203,3	14:23'46.183
5	**38.578**	33.767	**24.363**	20.999	**1'57.707**	209,6	14:25'43.890
6	44.594	34.417	24.503	21.378	2'04.892C	198,5	14:27'48.782
7	46.068	36.873	27.466	46.660	2'37.067CP	192,8	14:30'25.849
8	7'57.694	34.702			9'25.118P		14:39'50.967
9	38.854	34.073	24.368	21.412	1'58.707	203,7	14:41'49.674
10	39.021	33.902	24.562	21.237	1'58.722	193,5	14:43'48.396
11	38.585	33.969	24.717	21.290	1'58.561	200,3	14:45'46.957
12	40.211	34.388	26.175	21.275	2'02.049	199,9	14:47'49.006
13	39.117	34.192			2'11.692	200,3	14:50'00.698

13° 17 K. MEUFFELS (1'57.709)

Lap	Seg.1	Seg.2	Seg.3	Seg.4	Lap Time	km/h	Local Time
1		35.119	25.207	21.743			14:17'44.604
2	38.607	34.370	24.860	**20.677**	1'58.514	204,8	14:19'43.118
3	39.125	**33.692**	24.367	21.338	1'58.522	212,9	14:21'41.640
4	39.638	41.480	24.842	21.088	2'07.048	199,9	14:23'48.688
5	**38.096**	34.153	24.676	20.784	**1'57.709**	206,8	14:25'46.397
6	38.818	34.060	24.505	42.922	2'20.305CP	**217,6**	14:28'06.702
7	10'16.307	34.546			11'44.017P		14:39'50.719
8	39.200	34.119	24.421	21.243	1'58.983	199,6	14:41'49.702
9	38.764	33.820	**24.286**	21.577	1'58.447	195,9	14:43'48.149
10	38.974	33.948	24.746	21.173	1'58.841	194,5	14:45'46.990
11	38.764	34.087	24.327	21.683	1'58.861	201,0	14:47'45.851
12	38.787	36.575	25.733	44.985	2'26.080P	194,5	14:50'11.931

14° 85 K. SABATUCCI (1'57.811)

Lap	Seg.1	Seg.2	Seg.3	Seg.4	Lap Time	km/h	Local Time
1		35.613	27.318	25.251			14:17'45.299
2	38.745	33.859	24.867	21.195	1'58.666	211,2	14:19'43.965
3	38.816	**33.608**	24.470	20.917	**1'57.811**	199,2	14:21'41.776
4	38.578	36.592	**24.328**	20.973	2'00.471	202,5	14:23'42.247
5	38.519	41.761	24.447	**20.889**	2'05.616	203,7	14:25'47.863
6	**38.413**	33.749	24.783	23.130	2'00.075C	**211,6**	14:27'47.938
7	42.770	36.712	26.638	41.489	2'27.609CP	184,0	14:30'15.547
8	4'02.900	36.378	31.394	29.114	5'39.786P		14:35'55.333
9	38.773	33.884	24.686	21.388	1'58.731	198,8	14:37'54.064
10	44.020	36.245	25.702	42.585	2'28.552P	192,1	14:40'22.616
11	4'03.725	35.335	25.115	21.548	5'25.723P		14:45'48.339
12	38.598	33.747	24.417	21.269	1'58.031	197,7	14:47'46.370
13	41.094	36.335			2'12.598	202,9	14:49'58.968

15° 11 A. CARRASCO (1'57.811)

Lap	Seg.1	Seg.2	Seg.3	Seg.4	Lap Time	km/h	Local Time
1		35.022	25.842	22.981			14:17'42.299
2	39.807	34.412	25.311	**20.875**	2'00.405	199,9	14:19'42.704
3	39.894	44.148	24.399	21.046	2'09.487	**210,8**	14:21'52.191
4	41.626	33.896	24.973	21.256	2'01.751	203,7	14:23'53.942
5	38.615	33.710	24.535	21.210	1'58.070	201,4	14:25'52.012
6	38.742	33.900	24.381	22.327	1'59.350C	201,4	14:27'51.362
7	44.518	36.190	27.014	44.675	2'32.397CP	176,2	14:30'23.759
8	3'34.144	34.246	24.564	21.559	4'54.513P		14:35'18.272
9	39.076	34.100	24.514	21.109	1'58.799	194,2	14:37'17.071
10	**38.482**	**33.709**	**24.281**	21.339	**1'57.811**	199,9	14:39'14.882
11	39.317	35.491	27.703	24.507	2'07.018	194,9	14:41'21.900
12	38.683	33.743	24.803	21.412	1'58.641	199,2	14:43'20.541
13	39.123	33.850	24.984	21.289	1'59.246	197,0	14:45'19.787
14	39.014	33.864	24.525	21.711	1'59.114	200,3	14:47'18.901
15	38.911	35.357	24.895	21.568	2'00.731	198,1	14:49'19.632
16	39.151	34.356	24.702	21.609	1'59.818	198,1	14:51'19.450

01/10/2021 P = Pits In/Out - C = Lap Time Cancelled

These data/results cannot be reproduced, stored and/or transmitted in whole or in part by any manner of electronic, mechanical, photocopying, recording, broadcasting or otherwise now known or herein after developed without the previous express consent by the copyright owner, except for reproduction in daily press and regular printed publications on sale to the public within 60 days of the event related to those data/results and always provided that copyright symbol appears together as follows below.
© DORNA WSBK ORGANIZATION Srl 2021

Official Fuel Supplier
Official Tyre Supplier
Official Timekeeper

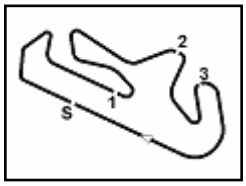

Portimao 4.592 m

Motul Portuguese Round, 1-3 October 2021
Chronological Analysis Free Practice 2nd Session

16° 72 V. STEEMAN (1'57.848)

Lap	Seg.1	Seg.2	Seg.3	Seg.4	Lap Time	km/h	Local Time
1		34.583	26.112	26.040			14:17'45.298
2	39.170	34.026	24.889	20.978	1'59.063	209,2	14:19'44.361
3	38.791	33.746	24.419	20.946	1'57.902	209,6	14:21'42.263
4	39.086	33.936			2'05.433	209,2	14:23'47.696
5	38.348	34.728	24.624	**20.943**	1'58.643	201,8	14:25'46.339
6	39.503	40.586	24.482	21.608	2'06.179C	**210,0**	14:27'52.518
7	45.498	37.107	27.867	49.235	2'39.707CP	161,3	14:30'32.225
8	3'44.825	37.113			5'17.807P		14:35'50.032
9	38.765	33.859	24.464	30.076	2'07.164	198,5	14:37'57.196
10	38.915	38.380	25.269	21.471	2'04.035	195,9	14:40'01.231
11	38.455	33.827	**24.272**	21.294	**1'57.848**	200,7	14:41'59.079
12	**38.293**	33.634	24.299	21.662	1'57.888	201,0	14:43'56.967
13	43.877	33.976	24.293	21.261	2'03.407	191,4	14:46'00.374
14	38.410	**33.586**	24.497	21.472	1'57.965	205,6	14:47'58.339
15	38.296	33.809	24.457	21.724	1'58.286	199,9	14:49'56.625

17° 59 A. ZANCA (1'57.849)

Lap	Seg.1	Seg.2	Seg.3	Seg.4	Lap Time	km/h	Local Time
1		35.322	25.258	21.715			14:17'44.724
2	39.606	34.045	24.576	21.046	1'59.273	207,2	14:19'43.997
3	39.029	**33.652**	24.376	**20.792**	**1'57.849**	201,8	14:21'41.846
4	38.915	36.493	**24.284**	21.045	2'00.737	204,1	14:23'42.583
5	38.881	40.586	24.716	21.011	2'05.194	201,4	14:25'47.777
6	**38.810**	34.094	24.422	21.775	1'59.101C	**207,6**	14:27'46.878
7	43.337	39.074	27.940	43.702	2'34.053CP	194,9	14:30'20.931
8	4'12.375	58.640			6'41.456P		14:37'02.387
9	41.924	46.833	24.459	21.457	2'14.673	186,5	14:39'17.060
10	39.424	33.909	24.430	21.569	1'59.332	195,2	14:41'16.392
11	39.606	33.940	24.628	21.657	1'59.831	189,1	14:43'16.223
12	43.148	33.836	25.000	21.584	2'03.568	193,8	14:45'19.791
13	39.519	33.912	24.396	21.524	1'59.351	192,1	14:47'19.142
14	38.957	34.741	24.985	21.691	2'00.374	198,1	14:49'19.516
15	39.645	34.678	24.616	21.414	2'00.353	191,8	14:51'19.869

18° 52 O. KONIG (1'57.939)

Lap	Seg.1	Seg.2	Seg.3	Seg.4	Lap Time	km/h	Local Time
1		35.147	25.209	21.741			14:17'43.664
2	39.255	33.962	25.159	**20.825**	1'59.201	200,7	14:19'42.865
3	38.794	33.669	24.510	20.966	**1'57.939**	**215,9**	14:21'40.804
4	39.090	45.730	24.499	21.117	2'10.436	196,7	14:23'51.240
5	38.906	33.702	**24.283**	21.119	1'58.010	200,3	14:25'49.250
6	38.425	**33.629**			2'06.181C	203,3	14:27'55.431
7	45.915	36.022	27.737	47.775	2'37.449CP	120,4	14:30'32.880
8	3'47.066	35.261			5'18.326P		14:35'51.206
9	38.726	36.414			2'08.551	194,5	14:37'59.757
10	39.295	34.059	24.891	21.516	1'59.761	193,5	14:39'59.518
11	38.770	33.832	24.346	21.268	1'58.216	203,7	14:41'57.734
12	**38.297**	33.748			2'04.259	202,9	14:44'01.993
13	38.422	34.629	24.416	21.294	1'58.761	204,1	14:46'00.754
14	38.366	33.687	24.834	21.253	1'58.140	207,6	14:47'58.894
15	38.712	33.896	24.465	21.445	1'58.518	204,1	14:49'57.412

19° 58 I. IGLESIAS (1'57.939)

Lap	Seg.1	Seg.2	Seg.3	Seg.4	Lap Time	km/h	Local Time
1		35.375	26.086	22.434			14:17'46.868
2	39.381	**33.636**	24.387	**21.058**	1'58.462	196,7	14:19'45.330
3	39.001	33.777	24.315	21.095	1'58.188	**210,0**	14:21'43.518
4	38.379	33.723	24.451	21.868	1'58.421	203,7	14:23'41.939
5	39.431	39.935	25.161	21.079	2'05.606	196,7	14:25'47.545
6	**38.235**	33.873	24.475	22.003	1'58.586C	205,6	14:27'46.131
7	45.954	37.045	26.648	43.572	2'33.219CP	193,8	14:30'19.350
8	6'04.347	38.261			7'40.422P		14:37'59.772
9	39.273	33.930	24.467	21.532	1'59.202	192,5	14:39'58.974
10	38.957	33.748	**24.076**	21.677	1'58.458	189,4	14:41'57.432
11	38.848	33.855			2'04.378C	196,7	14:44'01.810
12	38.276	34.118	24.211	21.334	**1'57.939**	198,5	14:45'59.749
13	38.319	34.025	24.359	21.673	1'58.376	202,9	14:47'58.125
14	39.117	34.039	24.344	21.833	1'59.333	192,5	14:49'57.458

20° 26 M. GENNAI (1'57.989)

Lap	Seg.1	Seg.2	Seg.3	Seg.4	Lap Time	km/h	Local Time
1		35.590	26.125	22.464			14:17'47.083
2	39.316	33.866	24.462	21.259	1'58.903	199,6	14:19'45.986
3	38.608	33.835	24.333	**21.213**	**1'57.989**	202,2	14:21'43.975
4	38.597	33.752	**24.322**	21.426	1'58.097	**203,3**	14:23'42.072
5	38.848	34.811			2'03.939	197,7	14:25'46.011
6	39.472	39.652	24.806	22.680	2'06.610C	202,9	14:27'52.621
7	44.715	36.965	27.268	47.745	2'36.693CP	179,4	14:30'29.314
8	5'24.757	35.577	25.270	21.678	6'47.282P		14:37'16.596
9	39.251	34.576	24.706	21.853	2'00.386	188,8	14:39'16.982
10	39.170	33.605	24.732	21.762	1'59.269	197,4	14:41'16.251
11	39.369	33.793	24.850	21.781	1'59.793	188,1	14:43'16.044
12	40.398	34.235			2'05.361	186,5	14:45'21.405
13	38.883	**33.408**	24.388	21.512	1'58.191	198,5	14:47'19.596
14	**38.576**	34.281	24.637	22.022	1'59.516	197,0	14:49'19.112
15	39.417	33.684	24.448	21.723	1'59.272	185,5	14:51'18.384

21° 87 T. KAWAKAMI (1'57.997)

Lap	Seg.1	Seg.2	Seg.3	Seg.4	Lap Time	km/h	Local Time
1		34.514	24.819	21.831			14:17'27.571
2	40.019	34.515	24.725	21.747	2'01.006	186,2	14:19'28.577
3	39.808	34.801	24.766	22.116	2'01.491	187,5	14:21'30.068
4	39.136	34.163	24.668	21.884	1'59.851	192,5	14:23'29.919
5	43.980	46.354	24.658	**21.052**	2'16.044	184,6	14:25'45.963
6	38.685	33.832	24.946	24.476	2'01.939C	**207,6**	14:27'47.902
7	42.564	37.688	26.321	43.316	2'29.889CP	191,1	14:30'17.791
8	3'57.713	41.725			5'34.062P		14:35'51.853
9	39.196	38.331	25.987	24.291	2'07.805	188,8	14:37'59.658
10	39.691	34.226	26.621	22.237	2'02.775	194,9	14:40'02.433
11	39.055	34.194	27.275	23.322	2'03.846	200,7	14:42'06.279
12	38.705	**33.568**	24.168	21.666	1'58.107	193,8	14:44'04.386
13	38.844	33.648	**24.161**	21.344	**1'57.997**	192,1	14:46'02.383
14	**38.448**	33.733	24.715	21.349	1'58.245	203,3	14:48'00.628
15	38.637	33.678	25.626	22.033	1'59.974	198,8	14:50'00.602

22° 7 J. GIMBERT (1'58.001)

Lap	Seg.1	Seg.2	Seg.3	Seg.4	Lap Time	km/h	Local Time
1		35.704					14:17'48.248
2	39.090	**33.938**	24.597	**21.065**	1'58.690		14:19'46.938
3	**38.313**	33.996	24.611	21.081	**1'58.001**	204,8	14:21'44.939
4	38.488	33.991	**24.439**	21.290	1'58.208	197,4	14:23'43.147
5	38.801	41.723	25.212	22.082	2'07.818		14:25'50.965
6	38.836	34.981	24.680	41.191	2'19.688CP	195,9	14:28'10.653
7	5'20.046	34.760	24.866	21.984	6'41.656P		14:34'52.309
8	39.687	34.236	24.762	22.033	2'00.718	189,1	14:36'53.027
9	39.470	34.189	24.774	21.909	2'00.342	190,1	14:38'53.369
10	40.570	34.371	24.928	40.891	2'20.760P	189,4	14:41'14.129
11	2'47.115	34.356	24.604	21.350	4'07.425P		14:45'21.554
12	38.880	34.457	24.855	21.573	1'59.765	203,3	14:47'21.319
13	38.345	34.234	24.557	21.325	1'58.461	**205,2**	14:49'19.780
14	39.032	34.083	24.653	21.903	1'59.671	199,9	14:51'19.451

01/10/2021 P = Pits In/Out - C = Lap Time Cancelled

These data/results cannot be reproduced, stored and/or transmitted in whole or in part by any manner of electronic, mechanical, photocopying, recording, broadcasting or otherwise now known or herein after developed without the previous express consent by the copyright owner, except for reproduction in daily press and regular printed publications on sale to the public within 60 days of the event related to those data/results and always provided that copyright symbol appears together as follows below.
© DORNA WSBK ORGANIZATION Srl 2021

panta RACING FUEL
Official Fuel Supplier
PIRELLI
FKR PERUGIA TIMING
Official Tyre Supplier
TISSOT SWISS WATCHES SINCE 1853
Official Timekeeper

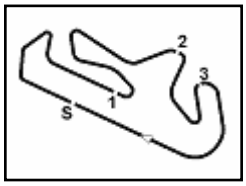

Motul Portuguese Round, 1-3 October 2021

Chronological Analysis Free Practice 2nd Session

Portimao 4.592 m

23° 77 R. BIJMAN (1'58.042)

Lap	Seg.1	Seg.2	Seg.3	Seg.4	Lap Time	km/h	Local Time
1		35.751	28.689	22.585			14:17'44.362
2	39.692	33.997	25.087	21.142	1'59.918	197,7	14:19'44.280
3	39.011	33.750	24.622	**20.966**	1'58.349	207,2	14:21'42.629
4	38.790	40.372	25.504	21.267	2'05.933	209,2	14:23'48.562
5	39.025	34.029	24.578	20.968	1'58.600	203,7	14:25'47.162
6	**38.494**	34.054	24.792	21.499	1'58.839C	**210,8**	14:27'46.001
7	45.969	38.049	28.056	47.192	2'39.266CP	189,8	14:30'25.267
8	6'23.037	35.587	24.672	21.572	7'44.868P		14:38'10.135
9	39.315	34.426	24.356	21.559	1'59.656	190,1	14:40'09.791
10	38.563	**33.644**	**24.319**	21.516	**1'58.042**	197,0	14:42'07.833
11	39.137	35.348	26.442	25.495	2'06.422	196,7	14:44'14.255
12	39.739	34.087	28.447	21.724	2'03.997	188,5	14:46'18.252
13	39.180	33.988	24.496	21.587	1'59.251	191,1	14:48'17.503
14	38.798	34.416	24.655	21.707	1'59.576	193,2	14:50'17.079

24° 41 M. GARCIA (1'58.153)

Lap	Seg.1	Seg.2	Seg.3	Seg.4	Lap Time	km/h	Local Time
1		34.521	24.856	24.154			14:17'50.217
2	39.074	33.956	24.691	21.110	1'58.831	206,4	14:19'49.048
3	38.955	33.847	24.712	21.059	1'58.573	203,7	14:21'47.621
4	39.062	34.220	24.539	**20.978**	1'58.799	**209,2**	14:23'46.420
5	39.024	34.323	24.580	21.287	1'59.214	207,6	14:25'45.634
6	39.797	34.000	24.526	22.511	2'00.834C	202,2	14:27'46.468
7	48.408	37.392	27.463	45.552	2'38.815CP	174,8	14:30'25.283
8	3'52.433	40.017			5'29.356P		14:35'54.639
9	39.151	34.038			2'05.383	195,6	14:38'00.022
10	38.892	33.851	24.515	21.664	1'58.922	200,7	14:39'58.944
11	39.191	33.774	24.743	21.162	1'58.870	191,8	14:41'57.814
12	38.980	33.988	24.677	21.775	1'59.420	204,5	14:43'57.234
13	45.047	33.875	**24.320**	21.454	2'04.696	191,1	14:46'01.930
14	38.759	**33.669**	24.658	21.067	**1'58.153**	201,4	14:48'00.083
15	**38.748**	33.687	24.437	21.378	1'58.250	201,4	14:49'58.333

25° 15 A. COPPOLA (1'58.259)

Lap	Seg.1	Seg.2	Seg.3	Seg.4	Lap Time	km/h	Local Time
1		36.087	26.263	22.914			14:17'45.625
2	39.074	34.119	24.818	**21.230**	1'59.241	201,8	14:19'44.866
3	38.788	34.346	**24.285**	21.244	1'58.663	203,7	14:21'43.529
4	38.806	34.108	24.416	21.268	1'58.598	**207,6**	14:23'42.127
5	46.223	34.014	25.202	21.734	2'07.173	194,2	14:25'49.300
6	38.714	33.954	24.351	21.514	1'58.533C	204,5	14:27'47.833
7	44.628	37.168	27.616	44.062	2'33.474CP	186,5	14:30'21.307
8	6'02.948	38.019			7'38.954P		14:38'00.261
9	38.935	34.145	24.775	21.711	1'59.566	202,9	14:39'59.827
10	**38.704**	33.844	24.427	21.284	**1'58.259**	200,7	14:41'58.086
11	38.875	33.968	25.216	21.788	1'59.847	202,2	14:43'57.933
12	39.040	41.696	25.028	22.217	2'07.981	195,2	14:46'05.914
13	38.840	**33.790**	24.626	21.745	1'59.001	193,2	14:48'04.915
14	40.470	38.819	31.513	21.541	2'12.343	188,5	14:50'17.258

26° 88 D. MOGEDA (1'58.468)

Lap	Seg.1	Seg.2	Seg.3	Seg.4	Lap Time	km/h	Local Time
1		36.083	25.938	22.059			14:17'47.634
2	39.569	34.209	24.980	21.205	1'59.963	**205,6**	14:19'47.597
3	**38.773**	**33.854**	24.961	**20.880**	**1'58.468**	204,1	14:21'46.065
4	39.405	38.269	24.980	21.504	2'04.158	201,0	14:23'50.223
5	39.109	42.016	24.820	21.271	2'07.216	197,7	14:25'57.439
6	39.219	34.165	**24.749**	21.527	1'59.660C	198,1	14:27'57.099
7	44.259	36.390	27.643	48.595	2'36.887CP	150,1	14:30'33.986
8	3'45.488	40.022			5'21.080P		14:35'55.066
9	39.482	34.026			2'05.479	197,7	14:38'00.545
10	39.026	34.097	27.338	21.626	2'02.087	**205,6**	14:40'02.632
11	39.286	33.961	24.816	21.494	1'59.557	196,3	14:42'02.189
12	39.287	34.434	27.568	21.759	2'03.048	197,4	14:44'05.237
13	39.000	34.277	24.971	21.816	2'00.064	197,0	14:46'05.301
14	39.530	34.144	24.871	21.475	2'00.020	191,4	14:48'05.321
15	39.185	34.269	24.874	21.700	2'00.028	197,7	14:50'05.349

27° 60 D. GEIGER (1'58.494)

Lap	Seg.1	Seg.2	Seg.3	Seg.4	Lap Time	km/h	Local Time
1		34.975	25.164	22.369			14:17'42.191
2	39.163	34.190	24.525	21.663	1'59.541	199,6	14:19'41.732
3	39.374	33.806	24.356	21.468	1'59.004	194,2	14:21'40.736
4	39.378	45.120	24.602	21.426	2'10.526	196,3	14:23'51.262
5	39.090	33.772	24.489	21.243	1'58.594	198,1	14:25'49.856
6	42.245	34.053	24.484	21.831	2'02.613C	**204,1**	14:27'52.469
7	44.104	37.163	26.201	45.657	2'33.125CP	177,9	14:30'25.594
8	3'52.733	35.367	27.053	21.940	5'17.093P		14:35'42.687
9	39.681	34.306	24.706	21.695	2'00.388	189,8	14:37'43.075
10	39.505	35.779	28.182	23.524	2'06.990	193,2	14:39'50.065
11	39.164	34.053	24.466	21.889	1'59.572	198,1	14:41'49.637
12	39.341	33.881	24.431	21.383	1'59.036	192,8	14:43'48.673
13	**38.558**	33.887	24.885	**21.164**	**1'58.494**	**204,1**	14:45'47.167
14	39.012	35.882	25.335	21.582	2'01.811	197,7	14:47'48.978
15	38.845	**33.766**	**24.329**	21.807	1'58.747	202,5	14:49'47.725

28° 23 S. MARKARIAN (1'58.603)

Lap	Seg.1	Seg.2	Seg.3	Seg.4	Lap Time	km/h	Local Time
1		35.089	26.344	21.982			14:17'47.345
2	39.508	34.197	**24.356**	**21.226**	1'59.287	205,2	14:19'46.632
3	38.754	34.393	24.694	21.308	1'59.149	203,7	14:21'45.781
4	**38.662**	**34.044**	24.454	21.443	**1'58.603**	**205,6**	14:23'44.384
5	39.325	34.362	24.522	21.364	1'59.573	197,7	14:25'43.957
6	39.637	41.368	24.794	21.655	2'07.454C	200,7	14:27'51.411
7	45.659	37.419	27.617	46.432	2'37.127CP	158,7	14:30'28.538
8	3'48.012	36.323	29.193	21.901	5'15.429P		14:35'43.967
9	40.061	34.437			2'13.437	190,4	14:37'57.404
10	39.080	34.156	24.671	21.395	1'59.302	197,7	14:39'56.706
11	39.557	34.050	24.630	21.893	2'00.130	192,8	14:41'56.836
12	41.483	34.062	24.679	21.531	2'01.755	191,1	14:43'58.591
13	39.096	34.088	24.671	21.889	1'59.744	198,1	14:45'58.335
14	39.143	34.048	24.454	21.847	1'59.492	196,3	14:47'57.827
15	39.495	34.207	24.865	21.498	2'00.065	191,1	14:49'57.892

29° 97 F. PALAZZI (1'58.605)

Lap	Seg.1	Seg.2	Seg.3	Seg.4	Lap Time	km/h	Local Time
1		35.774	25.549	24.615			14:17'41.738
2	39.976	34.418	24.623	21.130	2'00.147	188,5	14:19'41.885
3	40.395	33.955	25.146	21.264	2'00.760	196,3	14:21'42.645
4	40.344	34.542	24.637	21.069	2'00.592	**205,2**	14:23'43.237
5	38.792	38.605	25.352	**20.997**	2'03.746	204,8	14:25'46.983
6	39.374	34.706	24.960	21.694	2'00.734C	204,1	14:27'47.717
7	45.436	37.353	28.093	47.670	2'38.552CP	191,1	14:30'26.269
8	3'51.118	36.580			5'22.143P		14:35'48.412
9	39.723	37.984	28.656	21.259	2'07.622	191,8	14:37'56.034
10	39.318	33.782	24.570	21.429	1'59.099	196,7	14:39'55.133
11	39.551	33.782	**24.476**	21.587	1'59.396	195,9	14:41'54.529
12	46.050	34.569	24.886	21.233	2'06.738	193,5	14:44'01.267
13	38.783	34.149	24.560	21.113	**1'58.605**	199,6	14:45'59.872
14	38.945	**33.780**	25.600	21.222	1'59.547	204,8	14:47'59.419
15	**38.751**	34.116	25.226	21.186	1'59.279	201,4	14:49'58.698

30° 21 V. PEREZ SELFA (1'58.621)

Lap	Seg.1	Seg.2	Seg.3	Seg.4	Lap Time	km/h	Local Time

01/10/2021 P = Pits In/Out - C = Lap Time Cancelled

These data/results cannot be reproduced, stored and/or transmitted in whole or in part by any manner of electronic, mechanical, photocopying, recording, broadcasting or otherwise now known or herein after developed without the previous express consent by the copyright owner, except for reproduction in daily press and regular printed publications on sale to the public within 60 days of the event related to those data/results and always provided that copyright symbol appears together as follows below.
© DORNA WSBK ORGANIZATION Srl 2021

Panta Racing Fuel — Official Fuel Supplier
PIRELLI — Official Tyre Supplier
FICR PERUGIA TIMING
TISSOT SWISS WATCHES SINCE 1853 — Official Timekeeper

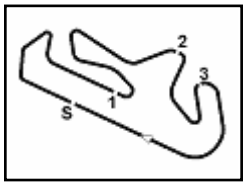

Motul Portuguese Round, 1-3 October 2021

Chronological Analysis Free Practice 2nd Session

Portimao 4.592 m

1		35.044	25.454	29.454			14:17'50.079
2	39.542	**33.909**	24.825	21.080	1'59.356	196,7	14:19'49.435
3	**38.957**	34.160	**24.477**	**21.027**	**1'58.621**	**202,9**	14:21'48.056
4	47.286	36.990	25.567	47.875	2'37.718P	**202,9**	14:24'25.774

31° 98 A. MILLAN GOMEZ (1'58.685)

Lap	Seg.1	Seg.2	Seg.3	Seg.4	Lap Time	km/h	Local Time
1		35.314					14:17'49.688
2	39.101	34.333	24.594	21.359	1'59.387	202,5	14:19'49.075
3	39.458	**33.754**	24.453	21.263	1'58.928	204,1	14:21'48.003
4	38.801	35.375	25.227	21.205	2'00.608	203,3	14:23'48.611
5	**38.442**	34.229	24.969	**21.045**	**1'58.685**	**204,5**	14:25'47.296
6	38.514	34.117	24.996	21.565	1'59.192C	**204,5**	14:27'46.488
7	43.689	39.315	28.310	42.397	2'33.711CP	196,3	14:30'20.199
8	3'57.815	40.740			5'34.237P		14:35'54.436
9	39.530	34.196	24.733	21.337	1'59.796	188,1	14:37'54.232
10	42.639	37.151	26.701	21.741	2'08.232	191,8	14:40'02.464
11	39.167	33.984	**24.273**	21.643	1'59.067	197,7	14:42'01.531
12	39.025	33.880	24.440	21.747	1'59.092	193,2	14:44'00.623
13	38.795	34.108	24.453	21.445	1'58.801	192,5	14:45'59.424
14	38.494	34.207	24.563	21.491	1'58.755	204,1	14:47'58.179
15	39.206	34.536	27.156	21.909	2'02.807	196,7	14:50'00.986

32° 53 P. SVOBODA (1'58.745)

Lap	Seg.1	Seg.2	Seg.3	Seg.4	Lap Time	km/h	Local Time
1		35.376	26.013	24.395			14:17'43.691
2	39.693	34.738	25.485	21.175	2'01.091	195,6	14:19'44.782
3	39.791	35.121	25.315	21.069	2'01.296	200,3	14:21'46.078
4	39.556	**34.246**	24.941	21.040	1'59.783	204,5	14:23'45.861
5	**39.092**	34.355	**24.318**	**20.980**	**1'58.745**	**204,8**	14:25'44.606

33° 43 H. KHOURI (1'58.797)

Lap	Seg.1	Seg.2	Seg.3	Seg.4	Lap Time	km/h	Local Time
1		34.704	25.134	22.284			14:17'42.322
2	39.461	34.217	24.483	21.353	1'59.514	199,6	14:19'41.836
3	39.574	33.843	24.430	**21.118**	1'58.965	194,2	14:21'40.801
4	39.446	34.652	24.515	21.452	2'00.065	190,1	14:23'40.866
5	39.275	34.302	27.419	26.600	2'07.596	193,5	14:25'48.462
6	38.828	**33.800**	24.662	21.681	1'58.971C	**202,2**	14:27'47.433
7	43.513	37.957	26.591	41.617	2'29.678CP	184,3	14:30'17.111
8	4'01.354	35.766	27.062	21.499	5'25.681P		14:35'42.792
9	39.319	34.496	24.559	21.917	2'00.291	191,1	14:37'43.083
10	39.712	34.207	24.824	21.806	2'00.549	190,8	14:39'43.632
11	39.377	34.099	24.683	21.602	1'59.761	189,8	14:41'43.393
12	39.061	34.064	24.333	21.724	1'59.182	189,8	14:43'42.575
13	39.179	40.895	**24.295**	21.413	2'05.782	189,8	14:45'48.357
14	**38.711**	33.832	24.676	21.578	**1'58.797**	197,7	14:47'47.154

34° 93 M. GAGGI (1'59.057)

Lap	Seg.1	Seg.2	Seg.3	Seg.4	Lap Time	km/h	Local Time
1		35.532	25.206	22.047			14:17'44.690
2	39.607	34.625	25.027	21.395	2'00.654	204,8	14:19'45.344
3	39.329	34.823	25.237	**21.261**	2'00.650	204,5	14:21'45.994
4	**38.747**	34.220	**24.429**	21.685	1'59.081	**208,4**	14:23'45.075
5	39.212	33.877	24.682	21.405	1'59.176	200,3	14:25'44.251
6	39.012	34.240			2'06.933C	204,1	14:27'51.184
7	45.649	37.369	27.689	47.986	2'38.693CP	161,7	14:30'29.877
8	7'58.247	42.625	27.007	22.536	9'30.415P		14:40'00.292
9	39.052	34.257	24.625	21.805	1'59.739	199,6	14:42'00.031
10	38.957	33.918	24.583	21.679	1'59.137	195,9	14:43'59.168
11	38.891	34.014	25.215	22.429	2'00.549	194,9	14:45'59.717
12	38.799	**33.845**	24.759	21.654	**1'59.057**	198,5	14:47'58.774
13	39.055	34.247	24.692	21.530	1'59.524	**208,4**	14:49'58.298

35° 35 Y. SAIZ MARQUEZ (1'59.444)

Lap	Seg.1	Seg.2	Seg.3	Seg.4	Lap Time	km/h	Local Time
1				24.944			14:17'42.253
2	40.349	34.335	25.715	**21.259**	2'01.658	195,2	14:19'43.911
3	40.359			21.732	2'01.983	198,1	14:21'45.894
4	39.132	34.345	24.793	21.422	1'59.692	208,0	14:23'45.586
5	39.644			21.466	2'00.065	**208,8**	14:25'45.651
6	39.356	**34.495**	**25.234**	22.013	2'01.098C	202,9	14:27'46.749
7	47.054	38.086	27.460	47.867	2'40.467CP	182,1	14:30'27.216
8	3'13.543			22.022	4'36.248P		14:35'03.464
9	40.153				2'15.711	186,2	14:37'19.175
10	39.844			21.692	2'00.817	189,8	14:39'19.992
11	39.283			21.793	1'59.894	194,9	14:41'19.886
12	39.801			21.747	2'00.561	197,0	14:43'20.447
13	39.544			21.397	2'00.254	195,6	14:45'20.701
14	**39.067**			21.447	**1'59.444**	203,3	14:47'20.145
15	39.278			22.061	2'03.200	198,8	14:49'23.345
16	39.727			22.027	2'01.000	191,8	14:51'24.345

36° 56 J. KOCOUREK (1'59.612)

Lap	Seg.1	Seg.2	Seg.3	Seg.4	Lap Time	km/h	Local Time
1		36.412					14:17'22.210
2	40.865	35.346	24.792	22.042	2'03.045	185,2	14:19'25.255
3	39.983	35.617	24.821	22.293	2'02.714	189,4	14:21'27.969
4	40.542	34.944	24.986	21.866	2'02.338	187,8	14:23'30.307
5	39.826	36.780			2'09.031	192,1	14:25'39.338
6	40.014	35.090	26.150	22.607	2'03.861C	186,8	14:27'43.199
7	45.188	39.807	28.574	44.414	2'37.983CP	177,6	14:30'21.182
8	3'21.451	36.537	25.412	22.071	4'45.471P		14:35'06.653
9	39.431	34.646	24.913	22.387	2'01.377	191,1	14:37'08.030
10	39.855	44.024	24.837	21.802	2'10.518	186,8	14:39'18.548
11	39.682	34.625	24.638	22.015	2'00.960	196,7	14:41'19.508
12	39.533	34.543	**24.601**	21.841	2'00.518	193,8	14:43'20.026
13	39.604	34.578	24.780	21.656	2'00.618	194,5	14:45'20.644
14	39.395	34.517	24.652	21.871	2'00.435	**201,4**	14:47'21.079
15	**39.069**	**34.306**	24.624	**21.613**	**1'59.612**	196,3	14:49'20.691
16	39.133	34.469	24.844	21.643	2'00.089	198,1	14:51'20.780

37° 32 T. ALONSO (1'59.651)

Lap	Seg.1	Seg.2	Seg.3	Seg.4	Lap Time	km/h	Local Time
1		34.584	24.706	21.978			14:17'26.401
2	39.704	**34.119**	**24.313**	21.515	**1'59.651**	189,8	14:19'26.052
3	40.646	36.689	24.738	21.786	2'03.859	**194,5**	14:21'29.911
4	41.398	42.167	24.560	**21.302**	2'09.427	185,2	14:23'39.338
5	**39.095**	38.110	24.904	21.661	2'03.770	193,2	14:25'43.108
6	39.282	41.173	25.662	21.596	2'07.713C	190,8	14:27'50.821
7	45.367	35.843	26.791	43.380	2'31.381CP	153,3	14:30'22.202
8	3'34.551	34.315	24.422	21.614	4'54.902P		14:35'17.104

38° 55 A. FRAPPOLA (1'59.908)

Lap	Seg.1	Seg.2	Seg.3	Seg.4	Lap Time	km/h	Local Time
1		51.764					14:37'16.740
2	39.859	35.021	24.726	21.795	2'01.401	191,4	14:39'18.141
3	39.725	34.427	**24.602**	21.983	2'00.737	190,8	14:41'18.878
4	39.771	34.377	24.664	21.776	2'00.588	189,1	14:43'19.466
5	39.268	34.358	24.665	21.923	2'00.214	191,1	14:45'19.680
6	39.431	34.432	24.874	21.860	2'00.597	194,5	14:47'20.277
7	**39.031**	34.524	24.812	**21.541**	**1'59.908**	**201,8**	14:49'20.185
8	39.229	**34.252**	25.110	21.545	2'00.136	195,9	14:51'20.321

01/10/2021 P = Pits In/Out - C = Lap Time Cancelled

These data/results cannot be reproduced, stored and/or transmitted in whole or in part by any manner of electronic, mechanical, photocopying, recording, broadcasting or otherwise now known or herein after developed without the previous express consent by the copyright owner, except for reproduction in daily press and regular printed publications on sale to the public within 60 days of the event related to those data/results and always provided that copyright symbol appears together as follows below.
© DORNA WSBK ORGANIZATION Srl 2021

Panta Racing Fuel — Official Fuel Supplier
PIRELLI — Official Tyre Supplier
FICR PERUGIA TIMING
TISSOT SWISS WATCHES SINCE 1853 — Official Timekeeper

SUPERSPORT300 FIM WORLD CHAMPIONSHIP

9.3

WorldSSP300
116/08

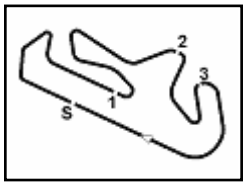

Portimao 4.592 m

Motul Portuguese Round, 1-3 October 2021
Chronological Analysis Free Practice 2nd Session

39° 66 D. BORGES (1'59.914)

Lap	Seg.1	Seg.2	Seg.3	Seg.4	Lap Time	km/h	Local Time
1		36.714	26.062	21.904			14:17'47.772
2	39.677	34.662	25.399	**21.092**	2'00.830	**208,4**	14:19'48.602
3	41.229	36.040	24.987	21.108	2'03.364	199,6	14:21'51.966
4	40.351	34.986	25.079	21.846	2'02.262	195,6	14:23'54.228
5	39.899	49.733	40.739	1'06.675	3'17.046P	198,1	14:27'11.274
6	6'47.615	35.108	25.205	21.777	8'09.705P		14:35'20.979
7	39.759	34.610	25.022	21.648	2'01.039	188,1	14:37'22.018
8	39.643	34.683	25.069	21.551	2'00.946	189,4	14:39'22.964
9	39.589	34.322	24.766	21.245	1'59.922	190,8	14:41'22.886
10	**38.927**	34.575	**24.692**	21.902	2'00.096	201,0	14:43'22.982
11	39.443	34.255	24.797	21.419	**1'59.914**	193,2	14:45'22.896
12	39.316	34.224	24.726	21.777	2'00.043	195,2	14:47'22.939
13	39.734	**34.165**	24.799	21.671	2'00.369	190,1	14:49'23.308

40° 22 J. ROMERO (2'01.846)

Lap	Seg.1	Seg.2	Seg.3	Seg.4	Lap Time	km/h	Local Time
1		35.528	25.461	22.363			14:17'29.415
2	40.983	35.087	24.939	22.365	2'03.374	184,6	14:19'32.789
3	41.156	36.560	26.355	23.711	2'07.782	185,9	14:21'40.571
4	41.443	41.600	25.222	**21.888**	2'10.153	184,9	14:23'50.724
5	40.256	34.815	**24.686**	22.089	**2'01.846**	**192,8**	14:25'52.570
6	**39.609**	35.869	24.927	22.064	2'02.469C	**192,8**	14:27'55.039
7	45.625	38.098	27.624	49.651	2'40.998CP	144,3	14:30'36.037
8	3'07.389	35.462	24.963	22.485	4'30.299P		14:35'06.336
9	40.212	34.959	25.125	22.499	2'02.795	181,8	14:37'09.131
10	40.325	43.301	24.924	22.155	2'10.705	182,7	14:39'19.836
11	39.852	**34.542**	25.307	22.177	2'01.878	190,1	14:41'21.714
12	39.689	35.359	24.857	22.265	2'02.170	190,1	14:43'23.884
13	40.087	34.780	24.708	22.392	2'01.967	187,5	14:45'25.851
14	40.106	34.998	25.410	41.323	2'21.837P	188,1	14:47'47.688
15	1'51.312	35.075	24.863	22.923	3'14.173P		14:51'01.861

41° 18 I. OFFER (2'02.159)

Lap	Seg.1	Seg.2	Seg.3	Seg.4	Lap Time	km/h	Local Time
1		36.508	41.707	48.125			14:18'19.584
2	2'57.103	35.662	26.007	22.546	4'21.318P		14:22'40.902
3	40.805	35.539	25.418	22.222	2'03.984	182,4	14:24'44.886
4	40.240	35.044	26.521	22.353	2'04.158	184,0	14:26'49.044
5	53.644	50.642	27.977	44.634	2'56.897CP	184,0	14:29'45.941
6	4'34.908	36.952			6'09.579P		14:35'55.520
7	39.909	38.814	27.066	22.310	2'08.099	**194,9**	14:38'03.619
8	40.371	35.482	25.142	22.337	2'03.332	187,2	14:40'06.951
9	41.027	34.949	25.198	**22.014**	2'03.188	188,5	14:42'10.139
10	40.004	**34.800**	**25.085**	22.270	**2'02.159**	188,8	14:44'12.298
11	40.014	36.803	29.081	22.226	2'08.124	184,3	14:46'20.422
12	40.064	35.651	25.346	22.241	2'03.302	192,8	14:48'23.724
13	**39.863**	35.166	25.336	22.546	2'02.911	186,5	14:50'26.635

42° 70 M. DUARTE (2'02.558)

Lap	Seg.1	Seg.2	Seg.3	Seg.4	Lap Time	km/h	Local Time
1		35.462	26.068	22.712			14:17'37.029
2	41.560	46.710	25.572	21.963	2'15.805	185,5	14:19'52.834
3	**40.242**	35.333	25.165	**21.818**	**2'02.558**	**198,1**	14:21'55.392
4	40.675	35.941	25.485	22.016	2'04.117	191,8	14:23'59.509
5	40.685	35.493	26.073	48.243	2'30.494P	188,8	14:26'30.003
6	1'19.490	48.747	29.121	44.819	3'22.177CP		14:29'52.180
7	6'30.058	35.897	26.073	23.804	7'55.832P		14:37'48.012
8	41.614	46.679	25.452	22.286	2'16.031	179,7	14:40'04.043
9	40.813	35.497	**25.113**	21.863	2'03.286	188,1	14:42'07.329
10	40.257	35.430	25.938	25.502	2'07.127	192,8	14:44'14.456
11	40.628	34.877	27.872	22.105	2'05.482	191,1	14:46'19.938
12	40.448	**34.765**	25.159	22.406	2'02.778	191,1	14:48'22.716
13	40.274	34.975	27.139	22.976	2'05.364	185,2	14:50'28.080

01/10/2021 P = Pits In/Out - C = Lap Time Cancelled

These data/results cannot be reproduced, stored and/or transmitted in whole or in part by any manner of electronic, mechanical, photocopying, recording, broadcasting or otherwise now known or herein after developed without the previous express consent by the copyright owner, except for reproduction in daily press and regular printed publications on sale to the public within 60 days of the event related to those data/results and always provided that copyright symbol appears together as follows below.
© DORNA WSBK ORGANIZATION Srl 2021

Panta Racing Fuel — Official Fuel Supplier
Pirelli — Official Tyre Supplier
TISSOT SWISS WATCHES SINCE 1853 — Official Timekeeper
FICR PERUGIA TIMING