

Motul Portuguese Round, 1-3 October 2021

Results Warm Up

Portimao 4.592 m

1 / 2

No.	Rider	Nat	Team	Bike	Time	Gap	Rel.	Laps	Speed	
									Avg	Max
1	52 O. KONIG	CZE	Movisio by MIE	Kawasaki Ninja 400	2'08.494			6	128,653	190,1
2	73 J. PEREZ GONZALEZ	ESP	Accolade Smrz Racing	Kawasaki Ninja 400	2'08.699	0.205	0.205	5	128,449	187,2
3	60 D. GEIGER	GER	Fusport - Rt Motorsports by SKM Kawasaki	Kawasaki Ninja 400	2'09.198	0.704	0.499	6	127,952	190,8
4	83 M. KAWAKAMI	BRA	AD78 Team Brasil by MS Racing	Yamaha YZF-R3	2'10.933	2.439	1.735	6	126,257	197,4
5	77 R. BIJMAN	NED	Machado CAME SBK	Yamaha YZF-R3	2'11.150	2.656	0.217	6	126,048	193,8
6	87 T. KAWAKAMI	BRA	AD78 Team Brasil by MS Racing	Yamaha YZF-R3	2'11.180	2.686	0.030	6	126,019	193,2
7	54 B. SOFUOGLU	TUR	Biblion Yamaha Motoxrcing	Yamaha YZF-R3	2'11.200	2.706	0.020	6	126,000	186,8
8	61 Y. OKAYA	JPN	MTM Kawasaki	Kawasaki Ninja 400	2'11.604	3.110	0.404	6	125,613	195,9
9	1 J. BUIS	NED	MTM Kawasaki	Kawasaki Ninja 400	2'12.319	3.825	0.715	6	124,934	196,7
10	41 M. GARCIA	ESP	Prodina Team WorldSSP300	Kawasaki Ninja 400	2'12.503	4.009	0.184	6	124,761	195,6
11	15 A. COPPOLA	ITA	Team Trasimeno	Yamaha YZF-R3	2'12.580	4.086	0.077	6	124,688	191,8
12	26 M. GENNAI	ITA	Team BRcorse	Yamaha YZF-R3	2'12.645	4.151	0.065	6	124,627	193,8
13	53 P. SVOBODA	CZE	WRP Wepol Racing	Yamaha YZF-R3	2'12.657	4.163	0.012	6	124,616	191,4
14	58 I. IGLESIAS	ESP	SMW Racing	Kawasaki Ninja 400	2'12.751	4.257	0.094	6	124,528	192,1
15	59 A. ZANCA	ITA	Kawasaki GP Project	Kawasaki Ninja 400	2'12.924	4.430	0.173	6	124,366	192,1
16	85 K. SABATUCCI	ITA	Kawasaki GP Project	Kawasaki Ninja 400	2'12.925	4.431	0.001	6	124,365	195,2
17	72 V. STEEMAN	NED	Freudenberg KTM WorldSSP Team	KTM RC 390 R	2'13.050	4.556	0.125	5	124,248	188,5
18	97 F. PALAZZI	ITA	ProGP Racing	Yamaha YZF-R3	2'13.281	4.787	0.231	6	124,033	189,1
19	28 Y. RUIZ	ESP	Yamaha MS Racing	Yamaha YZF-R3	2'13.461	4.967	0.180	6	123,865	191,4
20	8 B. IERACI	ITA	Prodina Team WorldSSP300	Kawasaki Ninja 400	2'13.734	5.240	0.273	5	123,613	191,1
21	80 G. MASTROLUCA	ITA	ProGP Racing	Yamaha YZF-R3	2'14.078	5.584	0.344	5	123,295	183,0
22	32 T. ALONSO	POR	QUARESMA Racing	Kawasaki Ninja 400	2'14.136	5.642	0.058	4	123,242	193,5
23	43 H. KHOURI	AUS	Fusport - Rt Motorsports by SKM Kawasaki	Kawasaki Ninja 400	2'14.729	6.235	0.593	4	122,700	187,8
24	93 M. GAGGI	ITA	Biblion Yamaha Motoxrcing	Yamaha YZF-R3	2'15.466	6.972	0.737	6	122,032	188,8
25	17 K. MEUFFELS	NED	MTM Kawasaki	Kawasaki Ninja 400	2'15.639	7.145	0.173	6	121,876	195,6
26	11 A. CARRASCO	ESP	Kawasaki Provec WorldSSP300	Kawasaki Ninja 400	2'16.019	7.525	0.380	4	121,536	192,5
27	56 J. KOCOUREK	CZE	Accolade Smrz Racing	Kawasaki Ninja 400	2'16.253	7.759	0.234	6	121,327	196,3
28	22 J. ROMERO	ARG	SMW Racing	Kawasaki Ninja 400	2'16.602	8.108	0.349	2	121,017	186,2
29	88 D. MOGEDA	ESP	Team#109 Kawasaki	Kawasaki Ninja 400	2'19.759	11.265	3.157	5	118,284	186,2
30	70 M. DUARTE	POR	Yamaha MS Racing	Yamaha YZF-R3	2'19.833	11.339	0.074	5	118,221	190,8
31	46 S. DI SORA	FRA	Leader Team Flembbo	Kawasaki Ninja 400	2'20.484	11.990	0.651	4	117,673	190,1
32	55 A. FRAPPOLA	ITA	Chiodo Moto Racing	Kawasaki Ninja 400	2'21.511	13.017	1.027	5	116,819	184,9
33	23 S. MARKARIAN	FRA	Leader Team Flembbo	Kawasaki Ninja 400	2'21.821	13.327	0.310	2	116,564	193,2
34	66 D. BORGES	POR	Speed Master Racing Team	Kawasaki Ninja 400	2'25.475	16.981	3.654	5	113,636	182,7
35	7 J. GIMBERT	FRA	OUTDO TPR Team Pedercini Racing	Kawasaki Ninja 400				0		
36	35 Y. SAIZ MARQUEZ	ESP	Vinales Racing Team	Yamaha YZF-R3				0		
37	69 T. BOOTH-AMOS	GBR	Fusport - Rt Motorsports by SKM Kawasaki	Kawasaki Ninja 400				0		
38	98 A. MILLAN GOMEZ	ESP	2R Racing	Kawasaki Ninja 400				0		
39	99 A. HUERTAS	ESP	MTM Kawasaki	Kawasaki Ninja 400				0		

AIR	Humidity:	89%	Temp:	19°C
TRACK	Condition:	Wet	Temp:	21°C

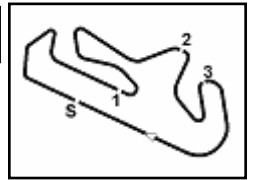
Records	Pole (SP)	2019 M.Gonzalez	1'55.345	143,320	Km/h
	Race (RC)	2019 M.Gonzalez	1'55.810	142,740	Km/h
	All Times (WUP)	2019 S.Deroue	1'55.344	143,320	Km/h

Start 03/10/2021 09:50 End 10:07 The results are provisional until the end of the time limit for protests and appeals and the completion of the technical checks.

These data/results cannot be reproduced, stored and/or transmitted in whole or in part by any manner of electronic, mechanical, photocopying, recording, broadcasting or otherwise now known or herein after developed without the previous express consent by the copyright owner, except for reproduction in daily press and regular printed publications on sale to the public within 60 days of the event related to those data/results and always provided that copyright symbol appears together as follows below.

© DORNA WSBK ORGANIZATION Srl 2021





Motul Portuguese Round, 1-3 October 2021

Results Warm Up

Session Highlights

Local Time	No. Rider	Description
09.45.24		WET PRACTICE - LIGHTS ON
09.50.00		Start
09.53.31	43 H. KHOURI	Crashed - Turn 4
09.58.22	22 J. ROMERO	Crashed - Turn 4
10.02.45	32 T. ALONSO	Crashed - Turn 4
10.04.44	73 J. PEREZ GONZALEZ	Crashed - Turn 8
10.07.43		End Of Session

Fastest Laps Sequence

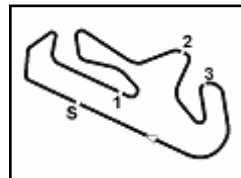
No.	Rider	Nat	Team	Bike	Local Time	Time	Gap	Avg
60	D. GEIGER	GER	Fusport - Rt Motorsports by SKM Kawasaki	Kawasaki Ninja 400	09:54'40.986	2'13.106		124,196
60	D. GEIGER	GER	Fusport - Rt Motorsports by SKM Kawasaki	Kawasaki Ninja 400	09:56'52.087	2'11.101	-2.005	126,095
60	D. GEIGER	GER	Fusport - Rt Motorsports by SKM Kawasaki	Kawasaki Ninja 400	09:59'02.646	2'10.559	-0.542	126,619
52	O. KONIG	CZE	Movisio by MIE	Kawasaki Ninja 400	09:59'08.822	2'09.653	-0.906	127,503
52	O. KONIG	CZE	Movisio by MIE	Kawasaki Ninja 400	10:01'17.416	2'08.594	-1.059	128,553
52	O. KONIG	CZE	Movisio by MIE	Kawasaki Ninja 400	10:05'35.107	2'08.494	-0.100	128,653

Start 09:50 End 10:07 The results are provisional until the end of the time limit for protests and appeals and the completion of the technical checks.

These data/results cannot be reproduced, stored and/or transmitted in whole or in part by any manner of electronic, mechanical, photocopying, recording, broadcasting or otherwise now known or herein after developed without the previous express consent by the copyright owner, except for reproduction in daily press and regular printed publications on sale to the public within 60 days of the event related to those data/results and always provided that copyright symbol appears together as follows below.

© DORNA WSBK ORGANIZATION Srl 2021





Portimao 4.592 m

Motul Portuguese Round, 1-3 October 2021
Starting Grid - Race 2 (13 Laps x 4,592 km = 59,696 km)

1	1	99 HUERTAS A. Kawasaki 1'55.466	2	58 IGLESIAS I. Kawasaki 1'55.637	3	54 SOFUOGLU B. Yamaha 1'55.696
2	4	87 KAWAKAMI T. Yamaha 1'55.890	5	1 BUIS J. Kawasaki 1'56.049	6	61 OKAYA Y. Kawasaki 1'56.176
3	7	52 KONIG O. Kawasaki 1'56.328	8	83 KAWAKAMI M. Yamaha 1'56.373	9	72 STEEMAN V. KTM 1'56.391
4	10	15 COPPOLA A. Yamaha 1'56.458	11	17 MEUFFELS K. Kawasaki 1'56.461	12	60 GEIGER D. Kawasaki 1'56.490
5	13	69 BOOTH-AMOS T. Kawasaki 1'56.496	14	23 MARKARIAN S. Kawasaki 1'56.531	15	85 SABATUCCI K. Kawasaki 1'56.565
6	16	80 MASTROLUCA G. Yamaha 1'56.568	17	8 IERACI B. Kawasaki 1'56.614	18	46 DI SORA S. Kawasaki 1'56.637
7	19	32 ALONSO T. Kawasaki 1'56.811	20	7 GIMBERT J. Kawasaki 1'56.848	21	11 CARRASCO A. Kawasaki 1'56.940
8	22	41 GARCIA M. Kawasaki 1'56.981	23	53 SVOBODA P. Yamaha 1'56.995	24	59 ZANCA A. Kawasaki 1'57.039
9	25	93 GAGGI M. Yamaha 1'57.085	26	73 PEREZ GONZALEZ J Kawasaki 1'57.087	27	77 BIJMAN R. Yamaha 1'57.186
10	28	26 GENNAI M. Yamaha 1'57.220	29	28 RUIZ Y. Yamaha 1'57.228	30	43 KHOURI H. Kawasaki 1'57.300
11	31	98 MILLAN GOMEZ A. Kawasaki 1'57.341	32	35 SAIZ MARQUEZ Y. Yamaha 1'57.645	33	97 PALAZZI F. Yamaha 1'57.954
12	34	55 FRAPPOLA A. Kawasaki 1'58.055	35	56 KOCOUREK J. Kawasaki 1'58.846	36	66 BORGES D. Kawasaki 1'59.715
13	37	22 ROMERO J. Kawasaki 2'00.209	38	70 DUARTE M. Yamaha 2'02.829		

N.88 (Mogeda D.) will not take part in the race. Declared unfit after WUP
 N.94 (Llambias F.) will not take part in the race. Declared unfit after Race 1
 N.18 (Offer I.) will not take part in the race. Declared unfit after Race 1
 N.21 (Perez Selfa V.) will not take part in the race. Declared unfit after Race 1

03/10/2021 The Race Director

These data/results cannot be reproduced, stored and/or transmitted in whole or in part by any manner of electronic, mechanical, photocopying, recording, broadcasting or otherwise now known or herein after developed without the previous express consent by the copyright owner, except for reproduction in daily press and regular printed publications on sale to the public within 60 days of the event related to those data/results and always provided that copyright symbol appears together as follows below. © DORNA WSBK ORGANIZATION Srl 2021



Official Fuel Supplier

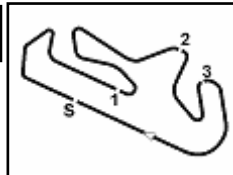


PIRELLI

Official Tyre Supplier



Official Timekeeper



Motul Portuguese Round, 1-3 October 2021

Best Sectors & Speed Warm Up

Portimao 4.592 m

BEST LAP		
1	52 O. KONIG	Kawasaki Ninja 400 2'08.494
2	73 J. PEREZ GONZALEZ	Kawasaki Ninja 400 2'08.699
3	60 D. GEIGER	Kawasaki Ninja 400 2'09.198
4	83 M. KAWAKAMI	Yamaha YZF-R3 2'10.933
5	77 R. BIJMAN	Yamaha YZF-R3 2'11.150
6	87 T. KAWAKAMI	Yamaha YZF-R3 2'11.180
7	54 B. SOFUOGLU	Yamaha YZF-R3 2'11.200
8	61 Y. OKAYA	Kawasaki Ninja 400 2'11.604
9	1 J. BUIS	Kawasaki Ninja 400 2'12.319
10	41 M. GARCIA	Kawasaki Ninja 400 2'12.503
11	15 A. COPPOLA	Yamaha YZF-R3 2'12.580
12	26 M. GENNAI	Yamaha YZF-R3 2'12.645
13	53 P. SVOBODA	Yamaha YZF-R3 2'12.657
14	58 I. IGLESIAS	Kawasaki Ninja 400 2'12.751
15	59 A. ZANCA	Kawasaki Ninja 400 2'12.924
16	85 K. SABATUCCI	Kawasaki Ninja 400 2'12.925
17	72 V. STEEMAN	KTM RC 390 R 2'13.050
18	97 F. PALAZZI	Yamaha YZF-R3 2'13.281
19	28 Y. RUIZ	Yamaha YZF-R3 2'13.461
20	8 B. IERACI	Kawasaki Ninja 400 2'13.734
21	80 G. MASTROLUCA	Yamaha YZF-R3 2'14.078
22	32 T. ALONSO	Kawasaki Ninja 400 2'14.136
23	43 H. KHOURI	Kawasaki Ninja 400 2'14.729
24	93 M. GAGGI	Yamaha YZF-R3 2'15.466
25	17 K. MEUFFELS	Kawasaki Ninja 400 2'15.639
26	11 A. CARRASCO	Kawasaki Ninja 400 2'16.019
27	56 J. KOCOUREK	Kawasaki Ninja 400 2'16.253
28	22 J. ROMERO	Kawasaki Ninja 400 2'16.602
29	88 D. MOGEDA	Kawasaki Ninja 400 2'19.759
30	70 M. DUARTE	Yamaha YZF-R3 2'19.833
31	46 S. DI SORA	Kawasaki Ninja 400 2'20.484
32	55 A. FRAPPOLA	Kawasaki Ninja 400 2'21.511
33	23 S. MARKARIAN	Kawasaki Ninja 400 2'21.821
34	66 D. BORGES	Kawasaki Ninja 400 2'25.475
35	7 J. GIMBERT	Kawasaki Ninja 400
36	35 Y. SAIZ MARQUEZ	Yamaha YZF-R3
37	69 T. BOOTH-AMOS	Kawasaki Ninja 400
38	98 A. MILLAN GOMEZ	Kawasaki Ninja 400
39	99 A. HUERTAS	Kawasaki Ninja 400

SPEED		
1	83 M. KAWAKAMI	Yamaha YZF-R3 197,4
2	1 J. BUIS	Kawasaki Ninja 400 196,7
3	56 J. KOCOUREK	Kawasaki Ninja 400 196,3
4	61 Y. OKAYA	Kawasaki Ninja 400 195,9
5	41 M. GARCIA	Kawasaki Ninja 400 195,6
6	17 K. MEUFFELS	Kawasaki Ninja 400 195,6
7	85 K. SABATUCCI	Kawasaki Ninja 400 195,2
8	77 R. BIJMAN	Yamaha YZF-R3 193,8
9	26 M. GENNAI	Yamaha YZF-R3 193,8
10	32 T. ALONSO	Kawasaki Ninja 400 193,5
11	23 S. MARKARIAN	Kawasaki Ninja 400 193,2
12	87 T. KAWAKAMI	Yamaha YZF-R3 193,2
13	11 A. CARRASCO	Kawasaki Ninja 400 192,5
14	58 I. IGLESIAS	Kawasaki Ninja 400 192,1
15	59 A. ZANCA	Kawasaki Ninja 400 192,1
16	15 A. COPPOLA	Yamaha YZF-R3 191,8
17	28 Y. RUIZ	Yamaha YZF-R3 191,4
18	53 P. SVOBODA	Yamaha YZF-R3 191,4
19	8 B. IERACI	Kawasaki Ninja 400 191,1
20	70 M. DUARTE	Yamaha YZF-R3 190,8
21	60 D. GEIGER	Kawasaki Ninja 400 190,8
22	46 S. DI SORA	Kawasaki Ninja 400 190,1
23	52 O. KONIG	Kawasaki Ninja 400 190,1
24	97 F. PALAZZI	Yamaha YZF-R3 189,1
25	93 M. GAGGI	Yamaha YZF-R3 188,8
26	72 V. STEEMAN	KTM RC 390 R 188,5
27	43 H. KHOURI	Kawasaki Ninja 400 187,8
28	73 J. PEREZ GONZALEZ	Kawasaki Ninja 400 187,2
29	54 B. SOFUOGLU	Yamaha YZF-R3 186,8
30	22 J. ROMERO	Kawasaki Ninja 400 186,2
31	88 D. MOGEDA	Kawasaki Ninja 400 186,2
32	55 A. FRAPPOLA	Kawasaki Ninja 400 184,9
33	80 G. MASTROLUCA	Yamaha YZF-R3 183,0
34	66 D. BORGES	Kawasaki Ninja 400 182,7

SEG. 1			SEG. 2			SEG. 3			SEG. 4		
1	52 O. KONIG	41.841	1	73 J. PEREZ GONZALEZ	36.513	1	52 O. KONIG	26.738	1	87 T. KAWAKAMI	22.863
2	73 J. PEREZ GONZALEZ	42.080	2	52 O. KONIG	36.741	2	73 J. PEREZ GONZALEZ	26.795	2	60 D. GEIGER	22.885
3	60 D. GEIGER	42.223	3	60 D. GEIGER	36.894	3	60 D. GEIGER	27.196	3	54 B. SOFUOGLU	22.988
4	77 R. BIJMAN	42.442	4	83 M. KAWAKAMI	37.427	4	1 J. BUIS	27.388	4	52 O. KONIG	23.006
5	83 M. KAWAKAMI	42.587	5	54 B. SOFUOGLU	37.558	5	32 T. ALONSO	27.395	5	26 M. GENNAI	23.017
6	41 M. GARCIA	42.959	6	87 T. KAWAKAMI	37.592	6	87 T. KAWAKAMI	27.438	6	73 J. PEREZ GONZALEZ	23.087
7	61 Y. OKAYA	42.972	7	61 Y. OKAYA	37.628	7	59 A. ZANCA	27.450	7	83 M. KAWAKAMI	23.124
8	54 B. SOFUOGLU	42.993	8	1 J. BUIS	37.858	8	61 Y. OKAYA	27.465	8	41 M. GARCIA	23.166
9	87 T. KAWAKAMI	43.030	9	77 R. BIJMAN	37.867	9	83 M. KAWAKAMI	27.476	9	61 Y. OKAYA	23.176
10	28 Y. RUIZ	43.072	10	58 I. IGLESIAS	37.881	10	15 A. COPPOLA	27.485	10	77 R. BIJMAN	23.232
11	1 J. BUIS	43.124	11	59 A. ZANCA	37.946	11	72 V. STEEMAN	27.515	11	59 A. ZANCA	23.294
12	15 A. COPPOLA	43.177	12	15 A. COPPOLA	37.983	12	53 P. SVOBODA	27.523	12	97 F. PALAZZI	23.453
13	26 M. GENNAI	43.223	13	85 K. SABATUCCI	37.997	13	77 R. BIJMAN	27.554	13	1 J. BUIS	23.466
14	53 P. SVOBODA	43.232	14	41 M. GARCIA	38.125	14	54 B. SOFUOGLU	27.623	14	72 V. STEEMAN	23.470
15	8 B. IERACI	43.262	15	80 G. MASTROLUCA	38.168	15	97 F. PALAZZI	27.628	15	43 H. KHOURI	23.523
16	58 I. IGLESIAS	43.584	16	72 V. STEEMAN	38.180	16	85 K. SABATUCCI	27.673	16	85 K. SABATUCCI	23.585
17	85 K. SABATUCCI	43.670	17	53 P. SVOBODA	38.255	17	58 I. IGLESIAS	27.678	17	53 P. SVOBODA	23.596
18	32 T. ALONSO	43.711	18	26 M. GENNAI	38.260	18	43 H. KHOURI	27.841	18	58 I. IGLESIAS	23.608
19	97 F. PALAZZI	43.731	19	8 B. IERACI	38.271	19	41 M. GARCIA	27.922	19	17 K. MEUFFELS	23.633
20	72 V. STEEMAN	43.885	20	28 Y. RUIZ	38.292	20	80 G. MASTROLUCA	27.927	20	80 G. MASTROLUCA	23.740
21	17 K. MEUFFELS	44.073	21	32 T. ALONSO	38.298	21	26 M. GENNAI	28.107	21	28 Y. RUIZ	23.773
22	59 A. ZANCA	44.169	22	97 F. PALAZZI	38.469	22	8 B. IERACI	28.125	22	32 T. ALONSO	23.777
23	93 M. GAGGI	44.218	23	93 M. GAGGI	38.591	23	28 Y. RUIZ	28.183	23	15 A. COPPOLA	23.812
24	80 G. MASTROLUCA	44.229	24	43 H. KHOURI	38.629	24	22 J. ROMERO	28.206	24	22 J. ROMERO	23.835
25	43 H. KHOURI	44.373	25	56 J. KOCOUREK	38.973	25	93 M. GAGGI	28.227	25	11 A. CARRASCO	23.970
26	56 J. KOCOUREK	44.397	26	11 A. CARRASCO	39.138	26	11 A. CARRASCO	28.278	26	56 J. KOCOUREK	23.998
27	11 A. CARRASCO	44.562	27	17 K. MEUFFELS	39.235	27	56 J. KOCOUREK	28.286	27	8 B. IERACI	24.076
28	46 S. DI SORA	45.176	28	22 J. ROMERO	39.305	28	17 K. MEUFFELS	28.533	28	93 M. GAGGI	24.109
29	22 J. ROMERO	45.256	29	70 M. DUARTE	39.579	29	70 M. DUARTE	29.229	29	88 D. MOGEDA	24.277
30	55 A. FRAPPOLA	45.645	30	88 D. MOGEDA	39.762	30	88 D. MOGEDA	29.308	30	23 S. MARKARIAN	24.601
31	23 S. MARKARIAN	45.803	31	46 S. DI SORA	40.209	31	55 A. FRAPPOLA	29.394	31	55 A. FRAPPOLA	24.692
32	70 M. DUARTE	45.813	32	55 A. FRAPPOLA	40.519	32	23 S. MARKARIAN	29.565	32	70 M. DUARTE	24.952
33	88 D. MOGEDA	45.989	33	23 S. MARKARIAN	40.582	33	46 S. DI SORA	29.677	33	46 S. DI SORA	25.014
34	66 D. BORGES	46.206	34	66 D. BORGES	42.376	34	66 D. BORGES	30.845	34	66 D. BORGES	25.443

03/10/2021

These data/results cannot be reproduced, stored and/or transmitted in whole or in part by any manner of electronic, mechanical, photocopying, recording, broadcasting or otherwise now known or herein after developed without the previous express consent by the copyright owner, except for reproduction in daily press and regular printed publications on sale to the public within 60 days of the event related to those data/results and always provided that copyright symbol appears together as follows below.

© DORNA WSBK ORGANIZATION Srl 2021



Official Fuel Supplier

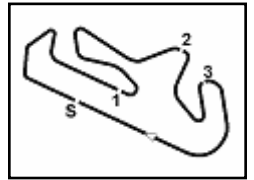


FICR PERUGIA TIMING

Official Tyre Supplier



Official Timekeeper



Motul Portuguese Round, 1-3 October 2021

Ideal Times Warm Up

Portimao 4.592 m

1 / 2

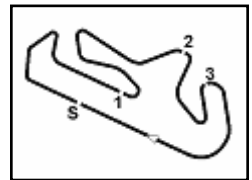
No.	Rider	Nat	Bike	Seg. 1	Seg. 2	Seg. 3	Seg. 4	Ideal Time		
				Diff. 1	Diff. 2	Diff. 3	Diff. 4	Best Lap	Pos.	Diff.
1	52 O. KONIG	CZE	Kawasaki Ninja 400	41.841 +0.144	36.741	26.738 +0.024	23.006	2'08.326 2'08.494	1	0.168
2	73 J. PEREZ GONZALEZ	ESP	Kawasaki Ninja 400	42.080 +0.224	36.513	26.795	23.087	2'08.475 2'08.699	2	0.224
3	60 D. GEIGER	GER	Kawasaki Ninja 400	42.223	36.894	27.196	22.885	2'09.198 2'09.198	3	
4	83 M. KAWAKAMI	BRA	Yamaha YZF-R3	42.587 +0.253	37.427	27.476	23.124 +0.066	2'10.614 2'10.933	4	0.319
5	87 T. KAWAKAMI	BRA	Yamaha YZF-R3	43.030	37.592	27.438	22.863 +0.257	2'10.923 2'11.180	6	0.257
6	77 R. BIJMAN	NED	Yamaha YZF-R3	42.442	37.867	27.554	23.232 +0.055	2'11.095 2'11.150	5	0.055
7	54 B. SOFUOGLU	TUR	Yamaha YZF-R3	42.993	37.558	27.623 +0.038	22.988	2'11.162 2'11.200	7	0.038
8	61 Y. OKAYA	JPN	Kawasaki Ninja 400	42.972 +0.317	37.628	27.465	23.176 +0.046	2'11.241 2'11.604	8	0.363
9	1 J. BUIS	NED	Kawasaki Ninja 400	43.124 +0.260	37.858	27.388	23.466 +0.223	2'11.836 2'12.319	9	0.483
10	41 M. GARCIA	ESP	Kawasaki Ninja 400	42.959	38.125 +0.229	27.922 +0.007	23.166 +0.095	2'12.172 2'12.503	10	0.331
11	15 A. COPPOLA	ITA	Yamaha YZF-R3	43.177	37.983 +0.037	27.485	23.812 +0.086	2'12.457 2'12.580	11	0.123
12	53 P. SVOBODA	CZE	Yamaha YZF-R3	43.232 +0.051	38.255	27.523	23.596	2'12.606 2'12.657	13	0.051
13	26 M. GENNAI	ITA	Yamaha YZF-R3	43.223	38.260	28.107 +0.038	23.017	2'12.607 2'12.645	12	0.038
14	58 I. IGLESIAS	ESP	Kawasaki Ninja 400	43.584	37.881	27.678	23.608	2'12.751 2'12.751	14	
15	59 A. ZANCA	ITA	Kawasaki Ninja 400	44.169 +0.034	37.946 +0.031	27.450	23.294	2'12.859 2'12.924	15	0.065
16	85 K. SABATUCCI	ITA	Kawasaki Ninja 400	43.670	37.997	27.673	23.585	2'12.925 2'12.925	16	
17	72 V. STEEMAN	NED	KTM RC 390 R	43.885	38.180	27.515	23.470	2'13.050 2'13.050	17	
18	32 T. ALONSO	POR	Kawasaki Ninja 400	43.711 +0.955	38.298	27.395	23.777	2'13.181 2'14.136	22	0.955
19	97 F. PALAZZI	ITA	Yamaha YZF-R3	43.731	38.469	27.628	23.453	2'13.281 2'13.281	18	
20	28 Y. RUIZ	ESP	Yamaha YZF-R3	43.072	38.292 +0.003	28.183	23.773 +0.138	2'13.320 2'13.461	19	0.141
21	8 B. IERACI	ITA	Kawasaki Ninja 400	43.262	38.271	28.125	24.076	2'13.734 2'13.734	20	
22	80 G. MASTROLUCA	ITA	Yamaha YZF-R3	44.229 +0.014	38.168	27.927	23.740	2'14.064 2'14.078	21	0.014
23	43 H. KHOURI	AUS	Kawasaki Ninja 400	44.373	38.629 +0.199	27.841 +0.164	23.523	2'14.366 2'14.729	23	0.363
24	93 M. GAGGI	ITA	Yamaha YZF-R3	44.218	38.591	28.227 +0.321	24.109	2'15.145 2'15.466	24	0.321
25	17 K. MEUFFELS	NED	Kawasaki Ninja 400	44.073 +0.165	39.235	28.533	23.633	2'15.474 2'15.639	25	0.165
26	56 J. KOCOUREK	CZE	Kawasaki Ninja 400	44.397 +0.497	38.973	28.286	23.998 +0.102	2'15.654 2'16.253	27	0.599
27	11 A. CARRASCO	ESP	Kawasaki Ninja 400	44.562 +0.071	39.138	28.278	23.970	2'15.948 2'16.019	26	0.071
28	22 J. ROMERO	ARG	Kawasaki Ninja 400	45.256	39.305	28.206	23.835	2'16.602 2'16.602	28	
29	88 D. MOGEDA	ESP	Kawasaki Ninja 400	45.989	39.762	29.308 +0.142	24.277 +0.281	2'19.336 2'19.759	29	0.423
30	70 M. DUARTE	POR	Yamaha YZF-R3	45.813 +0.057	39.579	29.229 +0.203	24.952	2'19.573 2'19.833	30	0.260
31	46 S. DI SORA	FRA	Kawasaki Ninja 400	45.176 +0.408	40.209	29.677	25.014	2'20.076 2'20.484	31	0.408
32	55 A. FRAPPOLA	ITA	Kawasaki Ninja 400	45.645 +1.261	40.519	29.394	24.692	2'20.250 2'21.511	32	1.261
33	23 S. MARKARIAN	FRA	Kawasaki Ninja 400	45.803 +0.705	40.582	29.565 +0.565	24.601	2'20.551 2'21.821	33	1.270

03/10/2021

These data/results cannot be reproduced, stored and/or transmitted in whole or in part by any manner of electronic, mechanical, photocopying, recording, broadcasting or otherwise now known or herein after developed without the previous express consent by the copyright owner, except for reproduction in daily press and regular printed publications on sale to the public within 60 days of the event related to those data/results and always provided that copyright symbol appears together as follows below.

© DORNA WSBK ORGANIZATION Srl 2021





Motul Portuguese Round, 1-3 October 2021

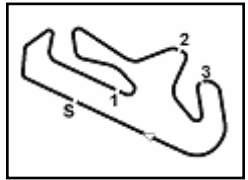
Ideal Times Warm Up

Portimao 4.592 m
2 / 2

No.	Rider	Nat	Bike	Seg. 1	Seg. 2	Seg. 3	Seg. 4	Ideal Time		
				Diff. 1	Diff. 2	Diff. 3	Diff. 4	Best Lap	Pos.	Diff.
34	66 D. BORGES	POR	Kawasaki Ninja 400	46.206	42.376	30.845	25.443 +0.605	2'24.870	34	0.605
	7 J. GIMBERT	FRA	Kawasaki Ninja 400					2'25.475		
	35 Y. SAIZ MARQUEZ	ESP	Yamaha YZF-R3							
	69 T. BOOTH-AMOS	GBR	Kawasaki Ninja 400							
	98 A. MILLAN GOMEZ	ESP	Kawasaki Ninja 400							
	99 A. HUERTAS	ESP	Kawasaki Ninja 400							
Overall Ideal Time				41.841	36.513	26.738	22.863	2'07.955		

03/10/2021
 These data/results cannot be reproduced, stored and/or transmitted in whole or in part by any manner of electronic, mechanical, photocopying, recording, broadcasting or otherwise now known or herein after developed without the previous express consent by the copyright owner, except for reproduction in daily press and regular printed publications on sale to the public within 60 days of the event related to those data/results and always provided that copyright symbol appears together as follows below.
 © DORNA WSBK ORGANIZATION Srl 2021





Motul Portuguese Round, 1-3 October 2021

Chronological Analysis Warm Up

Portimao 4.592 m

1 / 3

1° 52 O. KONIG (2'08.494)							
Lap	Seg.1	Seg.2	Seg.3	Seg.4	Lap Time	km/h	Local Time
1		41.083	29.477	24.800			9:52'31.967
2	45.700	38.567	27.944	23.676	2'15.887	187,2	9:54'47.854
3	43.054	37.556	27.427	23.278	2'11.315	187,2	9:56'59.169
4	42.528	37.185	26.892	23.048	2'09.653	188,5	9:59'08.822
5	42.060	36.765	26.738	23.031	2'08.594	189,4	10:01'17.416
6	41.841	37.352	26.868	23.136	2'09.197	190,1	10:03'26.613
7	41.985	36.741	26.762	23.006	2'08.494	189,1	10:05'35.107

2° 73 J. PEREZ GONZALEZ (2'08.699)							
Lap	Seg.1	Seg.2	Seg.3	Seg.4	Lap Time	km/h	Local Time
1		42.379	30.053	25.358			9:52'33.801
2	45.213	39.150	28.296	24.569	2'17.228	184,9	9:54'51.029
3	44.098	38.029	27.586	23.888	2'13.601	185,9	9:57'04.630
4	43.212	37.529	27.274	23.831	2'11.846	187,2	9:59'16.476
5	42.466	36.704	27.183	23.258	2'09.611	186,8	10:01'26.087
6	42.304	36.513	26.795	23.087	2'08.699	187,2	10:03'34.786

3° 60 D. GEIGER (2'09.198)							
Lap	Seg.1	Seg.2	Seg.3	Seg.4	Lap Time	km/h	Local Time
1		39.959	28.908	23.805			9:52'27.880
2	43.720	38.163	27.831	23.392	2'13.106	186,8	9:54'40.986
3	43.015	37.478	27.411	23.197	2'11.101	187,8	9:56'52.087
4	42.497	37.538	27.461	23.063	2'10.559	188,5	9:59'02.646
5	42.601	37.164	27.205	22.941	2'09.911	189,4	10:01'12.557
6	42.374	36.972	27.327	22.977	2'09.650	190,8	10:03'22.207
7	42.223	36.894	27.196	22.885	2'09.198	189,8	10:05'31.405

4° 83 M. KAWAKAMI (2'10.933)							
Lap	Seg.1	Seg.2	Seg.3	Seg.4	Lap Time	km/h	Local Time
1		40.965	29.072	24.726			9:52'47.877
2	45.869	39.279	28.243	24.239	2'17.630	184,0	9:55'05.507
3	44.221	38.917	27.939	23.708	2'14.785	188,1	9:57'20.292
4	43.998	38.361	28.116	23.680	2'14.155	197,4	9:59'34.447
5	43.579	45.885	27.577	23.322	2'20.363	188,1	10:01'54.810
6	42.840	37.427	27.476	23.190	2'10.933	188,1	10:04'05.743
7	42.587	38.124	27.754	23.124	2'11.589	190,1	10:06'17.332

5° 77 R. BIJMAN (2'11.150)							
Lap	Seg.1	Seg.2	Seg.3	Seg.4	Lap Time	km/h	Local Time
1		43.227	30.891	25.777			9:52'40.501
2	46.328	41.532	29.705	24.580	2'22.145	183,0	9:55'14.703
3	44.954	39.494	28.655	23.672	2'16.775	189,8	9:57'19.421
4	43.591	38.644	28.765	23.947	2'14.947	193,8	9:59'34.368
5	43.873	38.607	28.245	23.527	2'14.252	190,8	10:01'48.620
6	43.707	38.038	28.013	23.232	2'12.990	191,8	10:04'01.610
7	42.442	37.867	27.554	23.287	2'11.150	191,1	10:06'12.760

6° 87 T. KAWAKAMI (2'11.180)							
Lap	Seg.1	Seg.2	Seg.3	Seg.4	Lap Time	km/h	Local Time
1		42.100	29.678	24.893			9:52'57.948
2	45.211	39.079	28.245	24.220	2'16.755	180,9	9:55'14.703
3	43.985	38.148	27.578	23.742	2'13.453	185,5	9:57'28.156
4	43.342	38.083	27.626	23.796	2'12.847	185,9	9:59'41.003
5	43.030	37.592	27.438	23.120	2'11.180	184,0	10:01'52.183
6	43.767	37.943	27.984	23.064	2'12.758	193,2	10:04'04.941
7	44.207	37.790	27.759	22.863	2'12.619	190,8	10:06'17.560

7° 54 B. SOFUOGLU (2'11.200)							
Lap	Seg.1	Seg.2	Seg.3	Seg.4	Lap Time	km/h	Local Time
1							
2							
3							
4							
5							
6							
7							

1		41.767	29.557	24.428			9:53'22.837
2	45.169	39.088	28.875	23.978	2'17.110	182,7	9:55'39.947
3	43.839	38.769	28.147	23.602	2'14.357	186,2	9:57'54.304
4	43.269	37.725	35.584	23.729	2'20.307	185,9	10:00'14.611
5	43.228	37.817	27.623	23.271	2'11.939	186,8	10:02'26.550
6	43.479	37.636	28.123	23.219	2'12.457	186,5	10:04'39.007
7	42.993	37.558	27.661	22.988	2'11.200	186,2	10:06'50.207

8° 61 Y. OKAYA (2'11.604)							
Lap	Seg.1	Seg.2	Seg.3	Seg.4	Lap Time	km/h	Local Time
1		41.946	29.868	24.684			9:52'51.954
2	44.768	39.401	28.555	24.073	2'16.797	188,1	9:55'08.751
3	43.883	39.046	27.988	23.756	2'14.673	190,1	9:57'23.424
4	43.349	38.274	28.177	23.416	2'13.216	192,8	9:59'36.640
5	43.390	37.948	27.538	23.176	2'12.052	195,9	10:01'48.692
6	43.289	37.628	27.465	23.222	2'11.604	192,5	10:04'00.296
7	42.972	37.985	27.537	23.200	2'11.694	192,8	10:06'11.990

9° 1 J. BUIS (2'12.319)							
Lap	Seg.1	Seg.2	Seg.3	Seg.4	Lap Time	km/h	Local Time
1		40.926	29.152	24.393			9:52'50.738
2	44.602	38.866	28.025	23.466	2'14.959	189,1	9:55'05.697
3	43.212	38.312	28.052	23.965	2'13.541	196,7	9:57'19.238
4	43.615	39.110	27.903	24.208	2'14.836	191,4	9:59'34.074
5	43.765	38.056	27.537	23.803	2'13.161	190,1	10:01'47.235
6	43.124	37.963	27.819	23.679	2'12.585	190,1	10:03'59.820
7	43.384	37.858	27.388	23.689	2'12.319	189,4	10:06'12.139

10° 41 M. GARCIA (2'12.503)							
Lap	Seg.1	Seg.2	Seg.3	Seg.4	Lap Time	km/h	Local Time
1		43.250	31.533	25.655			9:52'39.390
2	46.934	40.919	29.678	24.857	2'22.388	184,9	9:55'01.778
3	46.067	39.656	28.915	23.769	2'18.407	184,0	9:57'20.185
4	44.621	39.186	28.546	23.620	2'15.973	195,6	9:59'36.158
5	44.087	38.125	27.922	23.235	2'13.369	190,8	10:01'49.527
6	43.258	38.225	28.039	23.166	2'12.688	194,2	10:04'02.215
7	42.959	38.354	27.929	23.261	2'12.503	194,9	10:06'14.718

11° 15 A. COPPOLA (2'12.580)							
Lap	Seg.1	Seg.2	Seg.3	Seg.4	Lap Time	km/h	Local Time
1		43.836	31.783	26.071			9:52'41.842
2	46.944	40.830	29.536	25.017	2'22.327	184,9	9:55'04.169
3	44.948	39.276	29.008	24.359	2'17.591	187,5	9:57'21.760
4	44.216	38.684	28.958	24.116	2'15.974	190,1	9:59'37.734
5	43.999	38.207	28.048	23.812	2'14.066	189,1	10:01'51.800
6	44.980	37.983	28.083	23.905	2'14.951	191,8	10:04'06.751
7	43.177	38.020	27.485	23.898	2'12.580	185,5	10:06'19.331

12° 26 M. GENNAI (2'12.645)							
Lap	Seg.1	Seg.2	Seg.3	Seg.4	Lap Time	km/h	Local Time
1		43.030	31.187	24.906			9:52'36.728
2	45.979	40.874	30.365	24.440	2'21.658	181,2	9:54'58.386
3	46.006	40.493	29.968	24.475	2'20.942	181,5	9:57'19.328
4	45.112	39.366	29.144	23.784	2'17.406	189,4	9:59'36.734
5	43.839	38.525	28.344	23.465	2'14.173	193,8	10:01'50.907
6	43.770	38.817	28.107	23.259	2'13.953	189,4	10:04'04.860
7	43.223	38.260	28.145	23.017	2'12.645	189,4	10:06'17.505

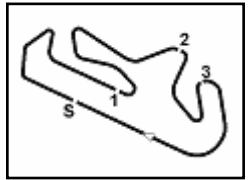
13° 53 P. SVOBODA (2'12.657)							
Lap	Seg.1	Seg.2	Seg.3	Seg.4	Lap Time	km/h	Local Time
1							
2							
3							
4							
5							
6							
7							

03/10/2021 P = Pits In/Out - C = Lap Time Cancelled

These data/results cannot be reproduced, stored and/or transmitted in whole or in part by any manner of electronic, mechanical, photocopying, recording, broadcasting or otherwise now known or herein after developed without the previous express consent by the copyright owner, except for reproduction in daily press and regular printed publications on sale to the public within 60 days of the event related to those data/results and always provided that copyright symbol appears together as follows below.

© DORNA WSBK ORGANIZATION Srl 2021





Motul Portuguese Round, 1-3 October 2021

Chronological Analysis Warm Up

Portimao 4.592 m

2 / 3

3	44.676	39.463	28.929	24.498	2'17.566	187,8	9:57'21.612
4	43.980	38.861	28.992	24.259	2'16.092	189,8	9:59'37.704
5	43.540	38.365	28.106	23.804	2'13.815	190,8	10:01'51.519
6	43.232	38.358	27.608	23.871	2'13.069	191,4	10:04'04.588
7	43.283	38.255	27.523	23.596	2'12.657	187,5	10:06'17.245

6	43.855	38.958	28.517	23.773	2'15.103	190,8	10:04'19.690
7	43.072	38.295	28.183	23.911	2'13.461	191,4	10:06'33.151

14° 58 I. IGLESIAS (2'12.751)							
Lap	Seg.1	Seg.2	Seg.3	Seg.4	Lap Time	km/h	Local Time
1		41.775	30.523	25.488			9:53'01.132
2	45.162	39.431	28.547	24.401	2'17.541	184,6	9:55'18.673
3	44.428	38.418	28.464	24.520	2'15.830	189,1	9:57'34.503
4	43.993	38.344	27.771	24.376	2'14.484	190,4	9:59'48.987
5	43.635	38.095	28.156	24.083	2'13.969	190,1	10:02'02.956
6	44.538	38.545	28.139	23.991	2'15.213	192,1	10:04'18.169
7	43.584	37.881	27.678	23.608	2'12.751	188,8	10:06'30.920

20° 8 B. IERACI (2'13.734)							
Lap	Seg.1	Seg.2	Seg.3	Seg.4	Lap Time	km/h	Local Time
1		42.450	30.727	25.096			9:52'58.991
2	45.074	39.732	28.903	24.446	2'18.155	188,1	9:55'17.146
3	44.465	38.978	28.661	24.208	2'16.312	188,8	9:57'33.458
4	44.238	38.749	28.369	24.165	2'15.521	189,4	9:59'48.979
5	43.262	38.271	28.125	24.076	2'13.734	191,1	10:02'02.713
6	47.702	38.845	30.219	44.747	2'41.513P	189,1	10:04'44.226

15° 59 A. ZANCA (2'12.924)							
Lap	Seg.1	Seg.2	Seg.3	Seg.4	Lap Time	km/h	Local Time
1		41.389	30.846	25.255			9:52'54.836
2	46.373	39.705	29.368	24.702	2'20.148	186,2	9:55'14.984
3	45.157	40.775	28.765	24.102	2'18.799	183,7	9:57'33.783
4	44.955	38.553	28.043	23.766	2'15.317	191,8	9:59'49.100
5	44.436	37.946	28.117	23.503	2'14.002	188,5	10:02'03.102
6	44.169	38.369	27.969	23.563	2'14.070	192,1	10:04'17.172
7	44.203	37.977	27.450	23.294	2'12.924	187,8	10:06'30.096

21° 80 G. MASTROLUCA (2'14.078)							
Lap	Seg.1	Seg.2	Seg.3	Seg.4	Lap Time	km/h	Local Time
1		43.575	31.216	25.679			9:53'08.613
2	46.688	41.180	29.186	24.675	2'21.729	181,8	9:55'30.342
3	45.015	39.224	28.495	45.144	2'37.878P	183,0	9:58'08.220
4	1'56.846	39.510	29.035	24.626	3'30.017P		10:01'38.237
5	44.229	38.292	28.486	24.160	2'15.167	183,0	10:03'53.404
6	44.243	38.168	27.927	23.740	2'14.078	182,7	10:06'07.482

16° 85 K. SABATUCCI (2'12.925)							
Lap	Seg.1	Seg.2	Seg.3	Seg.4	Lap Time	km/h	Local Time
1		42.779	30.766	25.753			9:52'41.605
2	46.307	40.349	29.146	24.446	2'20.248	181,8	9:55'01.853
3	44.955	39.155	29.040	24.429	2'17.579	182,4	9:57'19.432
4	44.168	38.530	28.443	23.826	2'14.967	195,2	9:59'34.399
5	44.122	38.158	28.009	23.858	2'14.147	186,2	10:01'48.546
6	43.670	37.997	27.673	23.585	2'12.925	194,5	10:04'01.471
7	44.850	38.461	28.364	23.825	2'15.500	190,1	10:06'16.971

22° 32 T. ALONSO (2'14.136)							
Lap	Seg.1	Seg.2	Seg.3	Seg.4	Lap Time	km/h	Local Time
1		43.130	31.803	26.429			9:52'45.247
2	48.081	41.091	29.426	25.168	2'23.766	187,2	9:55'09.013
3	45.514	39.782	28.498	24.421	2'18.215	192,8	9:57'27.228
4	44.666	38.298	27.395	23.777	2'14.136	184,6	9:59'41.364
5	43.711	41.831	27.730	24.057	2'17.329	193,5	10:01'58.693

17° 72 V. STEEMAN (2'13.050)							
Lap	Seg.1	Seg.2	Seg.3	Seg.4	Lap Time	km/h	Local Time
1		42.127	30.521	24.766			9:53'08.977
2	47.614	40.469	29.164	42.707	2'39.954P	187,2	9:55'48.931
3	2'39.647	39.958	28.737	23.967	4'12.309P		10:00'01.240
4	45.041	38.978	28.307	23.681	2'16.007	187,8	10:02'17.247
5	44.418	38.446	28.044	23.594	2'14.502	188,5	10:04'31.749
6	43.885	38.180	27.515	23.470	2'13.050	188,5	10:06'44.799

23° 43 H. KHOURI (2'14.729)							
Lap	Seg.1	Seg.2	Seg.3	Seg.4	Lap Time	km/h	Local Time
1		40.851	29.938	23.754			9:52'28.142
2					5'23.633P	183,0	9:57'51.775
3	2'48.537	39.321	28.578	23.767	4'20.203P		10:02'11.978
4	44.373	38.828	28.005	23.523	2'14.729	187,8	10:04'26.707
5	44.860	38.629	27.841	23.673	2'15.003	187,5	10:06'41.710

18° 97 F. PALAZZI (2'13.281)							
Lap	Seg.1	Seg.2	Seg.3	Seg.4	Lap Time	km/h	Local Time
1		43.680	30.569	25.703			9:53'07.162
2	45.556	39.874	28.751	24.266	2'18.447	182,7	9:55'25.609
3	45.093	39.902	28.194	24.110	2'17.299	189,1	9:57'42.908
4	44.554	38.963	27.978	23.651	2'15.146	186,5	9:59'58.054
5	44.054	38.488	27.886	23.600	2'14.028	187,2	10:02'12.082
6	44.028	42.012	38.292	24.008	2'28.340	188,8	10:04'40.422
7	43.731	38.469	27.628	23.453	2'13.281	187,2	10:06'53.703

24° 93 M. GAGGI (2'15.466)							
Lap	Seg.1	Seg.2	Seg.3	Seg.4	Lap Time	km/h	Local Time
1		44.115	31.452	26.260			9:53'12.932
2	48.042	40.637	30.029	25.291	2'23.999	185,5	9:55'36.931
3	46.236	39.846	28.717	24.453	2'19.252	183,0	9:57'56.183
4	45.502	39.267	29.220	24.589	2'18.578	184,3	10:00'14.761
5	44.218	38.591	28.548	24.109	2'15.466	188,8	10:02'30.227
6	45.220	39.261	28.799	24.238	2'17.518	184,0	10:04'47.745
7	44.998	39.144	28.227	24.334	2'16.703	183,7	10:07'04.448

19° 28 Y. RUIZ (2'13.461)							
Lap	Seg.1	Seg.2	Seg.3	Seg.4	Lap Time	km/h	Local Time
1		43.550	30.656	25.983			9:52'55.128
2	45.480	39.960	29.494	24.797	2'19.731	190,1	9:55'14.859
3	44.112	38.292	28.483	24.033	2'14.920	189,1	9:57'29.779
4	43.961	38.578	28.469	24.343	2'15.351	188,5	9:59'45.130
5	44.116	39.288	32.145	23.908	2'19.457	185,9	10:02'04.587

25° 17 K. MEUFFELS (2'15.639)							
Lap	Seg.1	Seg.2	Seg.3	Seg.4	Lap Time	km/h	Local Time
1		42.876	31.500	25.385			9:53'01.566
2	45.463	40.354	29.667	24.012	2'19.496	188,5	9:55'21.062
3	44.631	39.840	28.959	23.859	2'17.289	194,9	9:57'38.351
4	44.530	39.324	28.824	23.768	2'16.446	195,6	9:59'54.797
5	44.073	39.472	28.790	24.073	2'16.408	194,5	10:02'11.205
6	44.413	39.425	28.675	23.664	2'16.177	190,8	10:04'27.382
7	44.238	39.235	28.533	23.633	2'15.639	194,2	10:06'43.021

26° 11 A. CARRASCO (2'16.019)							
Lap	Seg.1	Seg.2	Seg.3	Seg.4	Lap Time	km/h	Local Time
1		44.606	32.241	25.575			9:52'56.799
2	47.077	41.326	30.197	24.686	2'23.286	189,1	9:55'20.085

03/10/2021 P = Pits In/Out - C = Lap Time Cancelled

These data/results cannot be reproduced, stored and/or transmitted in whole or in part by any manner of electronic, mechanical, photocopying, recording, broadcasting or otherwise now known or herein after developed without the previous express consent by the copyright owner, except for reproduction in daily press and regular printed publications on sale to the public within 60 days of the event related to those data/results and always provided that copyright symbol appears together as follows below.

© DORNA WSBK ORGANIZATION Srl 2021

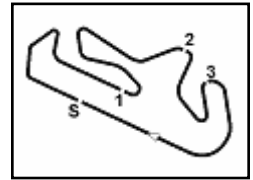


Official Fuel Supplier

FKR PERUGIA TIMING

Official Tyre Supplier

Official Timekeeper



Portimao 4.592 m

3 / 3

Motul Portuguese Round, 1-3 October 2021

Chronological Analysis Warm Up

3	44.710	40.185	28.682	24.100	2'17.677	192,5	9:57'37.762
4	44.633	39.138	28.278	23.970	2'16.019	192,1	9:59'53.781
5	44.562	39.699	28.548	42.131	2'34.940P	189,8	10:02'28.721

27° 56 J. KOCOUREK (2'16.253)							
Lap	Seg.1	Seg.2	Seg.3	Seg.4	Lap Time	km/h	Local Time
1		45.012	32.148	27.203			9:52'45.609
2	48.286	41.386	30.283	25.187	2'25.142	188,5	9:55'10.751
3	45.786	40.546	29.104	24.040	2'19.476	187,8	9:57'30.227
4	44.553	39.345	28.584	24.295	2'16.777	193,8	9:59'47.004
5	44.532	39.532	28.325	23.998	2'16.387	188,5	10:02'03.391
6	44.894	38.973	28.286	24.100	2'16.253	196,3	10:04'19.644
7	44.397	39.690	28.897	24.168	2'17.152	190,4	10:06'36.796

28° 22 J. ROMERO (2'16.602)							
Lap	Seg.1	Seg.2	Seg.3	Seg.4	Lap Time	km/h	Local Time
1		45.157	31.692	26.142			9:52'54.779
2	48.092	40.840	30.155	24.783	2'23.870	166,2	9:55'18.649
3	45.256	39.305	28.206	23.835	2'16.602	185,5	9:57'35.251

29° 88 D. MOGEDA (2'19.759)							
Lap	Seg.1	Seg.2	Seg.3	Seg.4	Lap Time	km/h	Local Time
1		43.626	31.885	26.367			9:53'07.468
2	48.278	44.208	31.233	25.822	2'29.541	174,2	9:55'37.009
3	47.714	40.925	30.639	25.142	2'24.420	184,0	9:58'01.429
4	46.750	40.388	29.807	24.690	2'21.635	185,9	10:00'23.064
5	45.989	39.762	29.450	24.558	2'19.759	186,2	10:02'42.823
6	46.369	39.949	29.308	24.277	2'19.903	183,0	10:05'02.726

30° 70 M. DUARTE (2'19.833)							
Lap	Seg.1	Seg.2	Seg.3	Seg.4	Lap Time	km/h	Local Time
1		46.179	33.409	27.470			9:53'13.061
2	48.722	42.155	30.582	25.719	2'27.178	186,8	9:55'40.239
3	46.034	41.014	30.347	25.399	2'22.794	190,8	9:58'03.033
4	46.411	40.393	29.772	25.103	2'21.679	185,9	10:00'24.712
5	45.813	39.719	29.229	25.305	2'20.066	185,5	10:02'44.778
6	45.870	39.579	29.432	24.952	2'19.833	185,9	10:05'04.611

31° 46 S. DI SORA (2'20.484)							
Lap	Seg.1	Seg.2	Seg.3	Seg.4	Lap Time	km/h	Local Time
1		43.473	31.715	25.569			9:53'02.179
2	46.178	40.751	30.920	25.103	2'22.952	190,1	9:55'25.131
3	45.176	41.025	32.364	43.723	2'42.288P	189,1	9:58'07.419
4	3'05.832	41.941	30.700	25.659	4'44.132P		10:02'51.551
5	45.584	40.209	29.677	25.014	2'20.484	185,2	10:05'12.035

32° 55 A. FRAPPOLA (2'21.511)							
Lap	Seg.1	Seg.2	Seg.3	Seg.4	Lap Time	km/h	Local Time
1		46.917	34.088	27.215			9:53'42.360
2	49.717	44.041	32.024	26.111	2'31.893	177,6	9:56'14.253
3	48.460	43.148	31.464	25.852	2'28.924	181,2	9:58'43.177
4	47.524	41.923	31.210	25.760	2'26.417	182,4	10:01'09.594
5	46.906	40.519	29.394	24.692	2'21.511	183,4	10:03'31.105
6	45.645	41.527	29.907	25.116	2'22.195	184,9	10:05'53.300

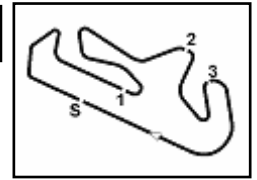
33° 23 S. MARKARIAN (2'21.821)							
Lap	Seg.1	Seg.2	Seg.3	Seg.4	Lap Time	km/h	Local Time
1		43.004	31.664	25.188			9:53'02.402
2	46.508	40.582	30.130	24.601	2'21.821	193,2	9:55'24.223
3	45.803	41.016	29.565	45.094	2'41.478P	187,5	9:58'05.701

03/10/2021 P = Pits In/Out - C = Lap Time Cancelled

These data/results cannot be reproduced, stored and/or transmitted in whole or in part by any manner of electronic, mechanical, photocopying, recording, broadcasting or otherwise now known or herein after developed without the previous express consent by the copyright owner, except for reproduction in daily press and regular printed publications on sale to the public within 60 days of the event related to those data/results and always provided that copyright symbol appears together as follows below.

© DORNA WSBK ORGANIZATION Srl 2021





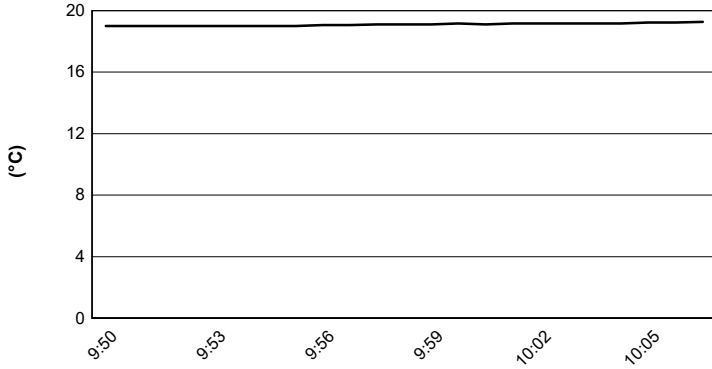
Portimao 4.592 m

Motul Portuguese Round, 1-3 October 2021

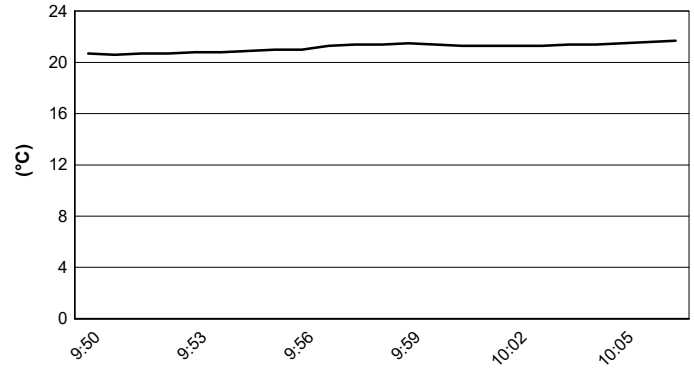
Weather Report Warm Up

Session started 09:50 - Session ended 10:07

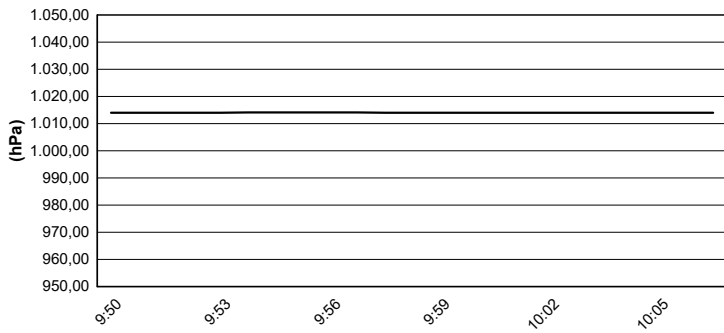
Air Temperature



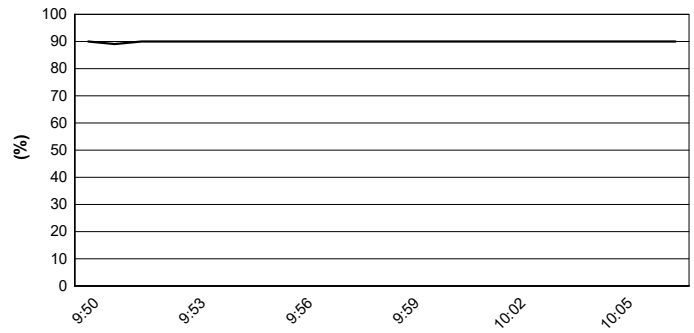
Track Temperature



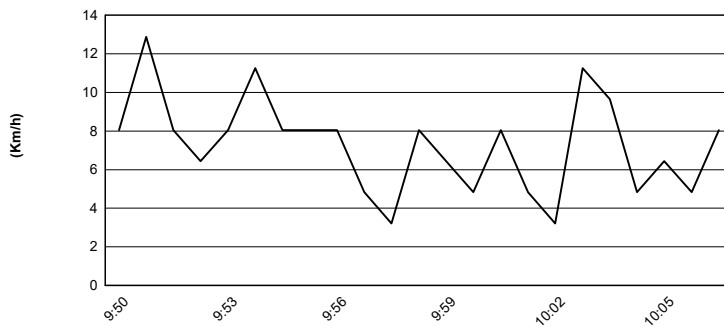
Air Pressure



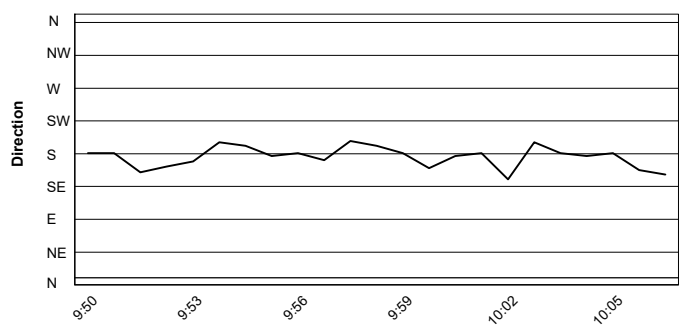
Humidity



Wind Speed



Wind Direction



03/10/2021

These data/results cannot be reproduced, stored and/or transmitted in whole or in part by any manner of electronic, mechanical, photocopying, recording, broadcasting or otherwise now known or herein after developed without the previous express consent by the copyright owner, except for reproduction in daily press and regular printed publications on sale to the public within 60 days of the event related to those data/results and always provided that copyright symbol appears together as follows below.

© DORNA WSBK ORGANIZATION Srl 2021



Official Fuel Supplier



FICR PERUGIA TIMING

Official Tyre Supplier



Official Timekeeper