

## Pirelli Aragon Round, 8-10 April 2022

### Chronological Analysis Race 1

Start at 14:00'37.580

1 / 4

1° 1 T. RAZGATLIOGLU (1'50.025)								4° 21 M. RINALDI (1'50.236)							
Lap	Seg1	Seg2	Seg3	Seg4	Lap Time	km/h	Local Time	Lap	Seg1	Seg2	Seg3	Seg4	Lap Time	km/h	Local Time
1		31.162	21.432	<b>25.939</b>	1'52.458	318,6	14:02'30.038	1		31.250	<b>21.423</b>	<b>25.916</b>	1'52.933	<b>328,3</b>	14:02'30.513
2	<b>31.465</b>	31.201	21.592	26.124	1'50.382	<b>320,5</b>	14:04'20.420	2	<b>31.486</b>	31.193	21.541	26.016	<b>1'50.236</b>	327,3	14:04'20.749
3	31.493	<b>31.072</b>	21.357	26.103	<b>1'50.025</b>	318,6	14:06'10.445	3	31.629	31.146	21.581	26.247	1'50.603	322,4	14:06'11.352
4	31.551	31.079	21.314	26.154	1'50.098	313,0	14:08'00.543	4	31.602	31.255	21.501	26.172	1'50.530	320,5	14:08'01.882
5	31.678	31.196	<b>21.309</b>	26.353	1'50.536	314,9	14:09'51.079	5	31.657	31.111	21.496	26.183	1'50.447	323,4	14:09'52.329
6	32.088	31.605	21.532	26.175	1'51.400	<b>320,5</b>	14:11'42.479	6	31.502	31.239	21.545	26.158	1'50.444	325,3	14:11'42.773
7	31.670	31.187	21.447	26.269	1'50.573	317,6	14:13'33.052	7	31.671	31.174	21.498	26.253	1'50.596	323,4	14:13'33.369
8	31.803	31.128	21.367	26.354	1'50.652	314,9	14:15'23.704	8	31.787	<b>31.090</b>	21.493	26.426	1'50.796	319,5	14:15'24.165
9	31.553	31.322	21.336	26.192	1'50.403	315,8	14:17'14.107	9	31.669	31.369	21.525	26.464	1'51.027	316,7	14:17'15.192
10	31.597	31.234	21.471	26.299	1'50.601	315,8	14:19'04.708	10	31.780	31.113	21.513	26.457	1'50.863	318,6	14:19'06.055
11	31.665	31.444	21.490	26.248	1'50.847	318,6	14:20'55.555	11	31.794	31.268	21.588	26.335	1'50.985	317,6	14:20'57.040
12	31.579	31.249	21.449	26.299	1'50.576	315,8	14:22'46.131	12	31.857	31.306	21.665	26.490	1'51.318	318,6	14:22'48.358
13	31.688	31.529	21.543	26.354	1'51.114	317,6	14:24'37.245	13	31.917	31.406	21.564	26.544	1'51.431	318,6	14:24'39.789
14	31.576	31.396	21.785	26.361	1'51.118	316,7	14:26'28.363	14	31.884	31.552	21.813	26.442	1'51.691	320,5	14:26'31.480
15	31.848	31.489	21.578	26.525	1'51.440	316,7	14:28'19.803	15	32.055	31.483	21.802	26.624	1'51.964	320,5	14:28'23.444
16	32.009	31.633	21.689	26.707	1'52.038	312,1	14:30'11.841	16	32.037	31.484	21.833	26.630	1'51.984	318,6	14:30'15.428
17	31.911	31.654	21.641	26.598	1'51.804	314,9	14:32'03.645	17	32.160	31.673	22.057	26.657	1'52.547	320,5	14:32'07.975
18	32.138	31.791	21.904	26.826	1'52.659	314,9	14:33'56.304	18	32.388	31.859	22.122	26.816	1'53.185	319,5	14:34'01.160
Race Time 33'18.724								Race Time 33'23.580							

2° 19 A. BAUTISTA (1'50.056)								5° 55 A. LOCATELLI (1'50.285)							
Lap	Seg1	Seg2	Seg3	Seg4	Lap Time	km/h	Local Time	Lap	Seg1	Seg2	Seg3	Seg4	Lap Time	km/h	Local Time
1		31.189	21.421	<b>25.804</b>	1'52.673	327,3	14:02'30.253	1		31.525	21.567	<b>26.105</b>	1'54.272	321,4	14:02'31.852
2	31.603	31.122	21.559	25.964	1'50.248	<b>331,3</b>	14:04'20.501	2	<b>31.484</b>	<b>31.133</b>	<b>21.511</b>	26.157	<b>1'50.285</b>	<b>322,4</b>	14:04'22.137
3	31.626	<b>31.015</b>	21.555	25.860	<b>1'50.056</b>	326,3	14:06'10.557	3	31.664	31.193	21.653	26.303	1'50.813	320,5	14:06'12.950
4	31.638	31.060	21.541	25.889	1'50.128	325,3	14:08'00.685	4	31.815	31.364	21.646	26.254	1'51.079	317,6	14:08'04.029
5	31.875	31.072	21.559	25.973	1'50.479	328,3	14:09'51.164	5	31.493	31.214	21.613	26.218	1'50.538	318,6	14:09'54.567
6	31.847	31.393	21.690	25.990	1'50.920	325,3	14:11'42.084	6	31.509	31.344	21.646	26.286	1'50.785	320,5	14:11'45.352
7	31.499	31.404	21.660	26.276	1'50.839	322,4	14:13'32.923	7	31.798	31.357	21.544	26.460	1'51.159	312,1	14:13'36.511
8	<b>31.457</b>	31.127	<b>21.395</b>	26.228	1'50.207	320,5	14:15'23.130	8	31.738	31.298	21.566	26.528	1'51.130	309,5	14:15'27.641
9	31.523	31.448	21.648	25.962	1'50.581	323,4	14:17'13.711	9	31.678	31.408	21.635	26.573	1'51.294	310,3	14:17'18.935
10	31.568	31.113	21.466	26.301	1'50.448	321,4	14:19'04.159	10	31.723	31.376	21.608	26.613	1'51.320	313,0	14:19'10.255
11	32.060	31.274	21.533	26.049	1'50.916	326,3	14:20'55.075	11	31.820	31.455	21.664	26.537	1'51.476	311,2	14:21'01.731
12	31.593	31.197	21.611	26.318	1'50.719	322,4	14:22'45.794	12	31.834	31.476	21.605	26.613	1'51.528	313,0	14:22'53.259
13	31.900	31.325	21.660	25.973	1'50.858	324,3	14:24'36.652	13	31.856	31.531	21.729	26.485	1'51.601	313,0	14:24'44.860
14	31.542	31.131	21.663	25.907	1'50.243	327,3	14:26'26.895	14	31.842	31.659	21.833	26.541	1'51.875	314,0	14:26'36.735
15	31.642	31.634	21.679	26.214	1'51.169	328,3	14:28'18.064	15	32.018	31.594	21.872	26.663	1'52.147	313,0	14:28'28.882
16	31.853	31.300	21.737	26.195	1'51.085	326,3	14:30'09.149	16	32.081	31.690	21.857	26.762	1'52.390	313,0	14:30'21.272
17	31.809	31.312	21.765	26.070	1'50.956	327,3	14:32'00.105	17	32.067	31.733	21.966	26.679	1'52.445	314,0	14:32'13.717
18	31.644	31.284	21.620	26.325	1'50.873	329,3	14:33'50.978	18	32.248	31.875	22.004	26.811	1'52.938	314,9	14:34'06.655
Race Time 33'13.398								Race Time 33'29.075							

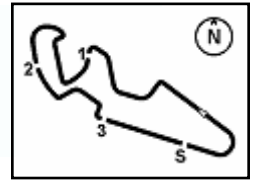
3° 65 J. REA (1'50.076)								RET 22 A. LOWES (1'50.324)																																																																																																																																																																							
Lap	Seg1	Seg2	Seg3	Seg4	Lap Time	km/h	Local Time	Lap	Seg1	Seg2	Seg3	Seg4	Lap Time	km/h	Local Time																																																																																																																																																																
1		<b>30.911</b>	21.409	<b>26.061</b>	1'52.389	314,0	14:02'29.969	1		31.360	21.797	26.263	1'54.079	<b>323,4</b>	14:02'31.659																																																																																																																																																																
2	31.628	31.113	21.427	26.076	1'50.244	315,8	14:04'20.213	2	<b>31.529</b>	<b>30.990</b>	21.511	26.294	<b>1'50.324</b>	320,5	14:04'21.983																																																																																																																																																																
3	31.527	31.050	<b>21.350</b>	26.149	<b>1'50.076</b>	314,9	14:06'10.289	3	31.693	31.133	21.685	<b>26.249</b>	1'50.760	321,4	14:06'12.743																																																																																																																																																																
4	31.491	31.065	21.368	26.249	1'50.173	313,0	14:08'00.462	4	31.618	31.259	21.676	26.368	1'50.921	314,0	14:08'03.664																																																																																																																																																																
5	31.881	31.160	21.456	26.137	1'50.634	<b>324,3</b>	14:09'51.096	5	31.627	31.155	<b>21.453</b>	26.364	1'50.599	318,6	14:09'54.263																																																																																																																																																																
6	31.947	31.376	21.506	26.342	1'51.171	317,6	14:11'42.267	6	31.583	31.283	21.671	26.422	1'50.959	317,6	14:11'45.222																																																																																																																																																																
7	<b>31.402</b>	31.243	21.546	26.421	1'50.612	313,0	14:13'32.879	Race Time 1'07.642																																																																																																																																																																							
8	31.711	31.136	21.396	26.218	1'50.461	314,9	14:15'23.340	<table border="1"> <thead> <tr> <th colspan="8">7° 7 I. LECUONA (1'50.559)</th> </tr> <tr> <th>Lap</th> <th>Seg1</th> <th>Seg2</th> <th>Seg3</th> <th>Seg4</th> <th>Lap Time</th> <th>km/h</th> <th>Local Time</th> </tr> </thead> <tbody> <tr><td>1</td><td></td><td></td><td></td><td></td><td></td><td></td><td></td><td>1</td><td></td><td>31.375</td><td><b>21.400</b></td><td><b>26.128</b></td><td>1'53.401</td><td><b>321,4</b></td><td>14:02'30.981</td></tr> <tr><td>2</td><td></td><td></td><td></td><td></td><td></td><td></td><td></td><td>2</td><td><b>31.571</b></td><td><b>31.260</b></td><td>21.405</td><td>26.323</td><td><b>1'50.559</b></td><td>318,6</td><td>14:04'21.540</td></tr> <tr><td>3</td><td></td><td></td><td></td><td></td><td></td><td></td><td></td><td>3</td><td>31.726</td><td>31.392</td><td>21.571</td><td>26.430</td><td>1'51.119</td><td>317,6</td><td>14:06'12.659</td></tr> <tr><td>4</td><td></td><td></td><td></td><td></td><td></td><td></td><td></td><td>4</td><td>31.910</td><td>31.410</td><td>21.514</td><td>26.466</td><td>1'51.300</td><td>319,5</td><td>14:08'03.959</td></tr> <tr><td>5</td><td></td><td></td><td></td><td></td><td></td><td></td><td></td><td>5</td><td>31.802</td><td>31.364</td><td>21.549</td><td>26.403</td><td>1'51.118</td><td>320,5</td><td>14:09'55.077</td></tr> <tr><td>6</td><td></td><td></td><td></td><td></td><td></td><td></td><td></td><td>6</td><td>31.586</td><td>31.431</td><td>21.451</td><td>26.376</td><td>1'50.844</td><td>320,5</td><td>14:11'45.921</td></tr> <tr><td>7</td><td></td><td></td><td></td><td></td><td></td><td></td><td></td><td>7</td><td>31.658</td><td>31.513</td><td>21.412</td><td>26.520</td><td>1'51.103</td><td>316,7</td><td>14:13'37.024</td></tr> <tr><td>8</td><td></td><td></td><td></td><td></td><td></td><td></td><td></td><td>8</td><td>31.726</td><td>31.345</td><td>21.625</td><td>26.658</td><td>1'51.354</td><td>314,0</td><td>14:15'28.378</td></tr> <tr><td>9</td><td></td><td></td><td></td><td></td><td></td><td></td><td></td><td>9</td><td>31.928</td><td>31.645</td><td>21.569</td><td>26.585</td><td>1'51.727</td><td>313,0</td><td>14:17'20.105</td></tr> </tbody> </table>								7° 7 I. LECUONA (1'50.559)								Lap	Seg1	Seg2	Seg3	Seg4	Lap Time	km/h	Local Time	1								1		31.375	<b>21.400</b>	<b>26.128</b>	1'53.401	<b>321,4</b>	14:02'30.981	2								2	<b>31.571</b>	<b>31.260</b>	21.405	26.323	<b>1'50.559</b>	318,6	14:04'21.540	3								3	31.726	31.392	21.571	26.430	1'51.119	317,6	14:06'12.659	4								4	31.910	31.410	21.514	26.466	1'51.300	319,5	14:08'03.959	5								5	31.802	31.364	21.549	26.403	1'51.118	320,5	14:09'55.077	6								6	31.586	31.431	21.451	26.376	1'50.844	320,5	14:11'45.921	7								7	31.658	31.513	21.412	26.520	1'51.103	316,7	14:13'37.024	8								8	31.726	31.345	21.625	26.658	1'51.354	314,0	14:15'28.378	9								9	31.928	31.645	21.569	26.585	1'51.727	313,0	14:17'20.105
7° 7 I. LECUONA (1'50.559)																																																																																																																																																																															
Lap	Seg1	Seg2	Seg3	Seg4	Lap Time	km/h	Local Time																																																																																																																																																																								
1																1		31.375	<b>21.400</b>	<b>26.128</b>	1'53.401	<b>321,4</b>	14:02'30.981																																																																																																																																																								
2																2	<b>31.571</b>	<b>31.260</b>	21.405	26.323	<b>1'50.559</b>	318,6	14:04'21.540																																																																																																																																																								
3																3	31.726	31.392	21.571	26.430	1'51.119	317,6	14:06'12.659																																																																																																																																																								
4																4	31.910	31.410	21.514	26.466	1'51.300	319,5	14:08'03.959																																																																																																																																																								
5																5	31.802	31.364	21.549	26.403	1'51.118	320,5	14:09'55.077																																																																																																																																																								
6																6	31.586	31.431	21.451	26.376	1'50.844	320,5	14:11'45.921																																																																																																																																																								
7								7	31.658	31.513	21.412	26.520	1'51.103	316,7	14:13'37.024																																																																																																																																																																
8								8	31.726	31.345	21.625	26.658	1'51.354	314,0	14:15'28.378																																																																																																																																																																
9								9	31.928	31.645	21.569	26.585	1'51.727	313,0	14:17'20.105																																																																																																																																																																
9	31.406	31.276	21.556	26.301	1'50.539	313,0	14:17'13.879																																																																																																																																																																								
10	31.519	31.234	21.450	26.247	1'50.450	315,8	14:19'04.329																																																																																																																																																																								
11	31.574	31.180	21.454	26.346	1'50.554	313,0	14:20'54.883																																																																																																																																																																								
12	31.580	31.250	21.561	26.445	1'50.836	313,0	14:22'45.719																																																																																																																																																																								
13	31.596	31.223	21.463	26.328	1'50.610	313,0	14:24'36.329																																																																																																																																																																								
14	31.523	31.199	21.707	26.245	1'50.674	314,9	14:26'27.003																																																																																																																																																																								
15	31.637	31.380	21.626	26.344	1'50.987	314,9	14:28'17.990																																																																																																																																																																								
16	31.670	31.251	21.625	26.348	1'50.894	314,0	14:30'08.884																																																																																																																																																																								
17	31.637	31.220	21.610	26.348	1'50.815	315,8	14:31'59.699																																																																																																																																																																								
18	31.754	31.294	21.636	26.505	1'51.189	315,8	14:33'50.888																																																																																																																																																																								
Race Time 33'13.308																																																																																																																																																																															

09/04/2022

P = Pits In/Out - C = Lap Time Cancelled

These data/results cannot be reproduced, stored and/or transmitted in whole or in part by any manner of electronic, mechanical, photocopying, recording, broadcasting or otherwise now known or herein after developed without the previous express consent by the copyright owner, except for reproduction in daily press and regular printed publications on sale to the public within 60 days of the event related to those data/results and always provided that copyright symbol appears together as follows below.

© DORNA WSBK ORGANIZATION Srl 2022



## Pirelli Aragon Round, 8-10 April 2022

### Chronological Analysis Race 1

Start at 14:00'37.580

2 / 4

10	31.878	31.535	21.562	26.702	1'51.677	318,6	14:19'11.782	10	31.900	31.625	21.724	26.445	1'51.694	316,7	14:19'15.002
11	31.961	31.568	21.694	26.599	1'51.822	313,0	14:21'03.604	11	31.895	31.599	21.581	26.447	1'51.522	315,8	14:21'06.524
12	31.976	31.573	21.577	26.581	1'51.707	314,9	14:22'55.311	12	31.968	31.712	21.797	26.421	1'51.898	319,5	14:22'58.422
13	31.986	31.552	21.517	26.774	1'51.829	314,0	14:24'47.140	13	32.072	31.699	21.971	26.380	1'52.122	318,6	14:24'50.544
14	32.049	31.731	21.787	26.695	1'52.262	315,8	14:26'39.402	14	32.108	31.728	21.898	26.432	1'52.166	320,5	14:26'42.710
15	32.221	31.648	21.778	26.701	1'52.348	315,8	14:28'31.750	15	32.256	32.113	21.804	26.529	1'52.702	318,6	14:28'35.412
16	32.098	31.707	21.726	26.760	1'52.291	315,8	14:30'24.041	16	32.387	31.791	21.804	26.536	1'52.518	319,5	14:30'27.930
17	32.217	31.740	21.848	26.910	1'52.715	315,8	14:32'16.756	17	32.097	31.732	21.868	26.475	1'52.172	321,4	14:32'20.102
18	32.393	31.764	21.829	26.906	1'52.892	315,8	14:34'09.648	18	32.189	31.780	22.011	26.411	1'52.391	323,4	14:34'12.493

Race Time 33'32.068

Race Time 33'34.913

8° 50 E. LAVERTY [1'50.583]								11° 47 A. BASSANI [1'50.889]							
Lap	Seg1	Seg2	Seg3	Seg4	Lap Time	km/h	Local Time	Lap	Seg1	Seg2	Seg3	Seg4	Lap Time	km/h	Local Time
1		31.611	21.684	<b>26.049</b>	1'54.744	329,3	14:02'32.324	1		31.369	21.962	26.147	1'55.202	<b>324,3</b>	14:02'32.782
2	<b>31.739</b>	<b>31.206</b>	21.570	26.068	<b>1'50.583</b>	<b>330,3</b>	14:04'22.907	2	<b>31.707</b>	<b>31.234</b>	21.830	<b>26.118</b>	<b>1'50.889</b>	323,4	14:04'23.671
3	31.922	31.285	<b>21.543</b>	26.349	1'51.099	323,4	14:06'14.006	3	31.795	31.238	<b>21.801</b>	26.490	1'51.324	321,4	14:06'14.995
4	32.165	31.347	21.588	26.325	1'51.425	325,3	14:08'05.431	4	31.862	31.264	22.096	26.189	1'51.411	315,8	14:08'06.406
5	32.138	31.509	21.788	26.306	1'51.741	326,3	14:09'57.172	5	31.745	31.259			1'54.993	299,2	14:10'01.399
6	32.004	31.559	21.882	26.448	1'51.893	324,3	14:11'49.065	6	32.236	31.320	21.867	26.187	1'51.610	322,4	14:11'53.009
7	31.920	31.492	21.918	26.714	1'52.044	320,5	14:13'41.109	7	32.229	31.435	22.060	26.361	1'52.085	318,6	14:13'45.094
8	32.155	31.508	21.860	26.780	1'52.303	318,6	14:15'33.412	8	32.111	31.359	21.856	26.423	1'51.749	314,9	14:15'36.843
9	32.151	31.890	21.830	26.546	1'52.417	317,6	14:17'25.829	9	32.135	31.594	21.995	26.504	1'52.228	315,8	14:17'29.071
10	32.240	31.634	21.826	26.553	1'52.253	319,5	14:19'18.082	10	32.191	31.440	22.100	26.481	1'52.212	314,9	14:19'21.283
11	32.378	31.769	21.799	26.801	1'52.747	319,5	14:21'10.829	11	32.283	31.476	22.035	26.422	1'52.216	317,6	14:21'13.499
12	32.146	31.597	21.851	26.479	1'52.073	322,4	14:23'02.902	12	32.629	31.517	22.061	26.368	1'52.575	320,5	14:23'06.074
13	32.061	31.621	21.896	26.392	1'51.970	323,4	14:24'54.872	13	32.162	31.690	22.011	26.795	1'52.658	321,4	14:24'58.732
14	32.084	31.664	21.879	26.397	1'52.024	325,3	14:26'46.896	14	32.511	31.612	22.048	26.411	1'52.582	318,6	14:26'51.314
15	32.115	31.640	21.963	26.422	1'52.140	322,4	14:28'39.036	15	32.190	31.611	22.150	26.532	1'52.483	317,6	14:28'43.797
16	32.222	31.623	21.986	26.358	1'52.189	324,3	14:30'31.225	16	32.203	31.845	22.061	26.533	1'52.642	318,6	14:30'36.439
17	32.298	31.728	21.881	26.614	1'52.521	322,4	14:32'23.746	17	32.279	31.550	22.083	26.561	1'52.473	317,6	14:32'28.912
18	32.185	31.798	21.882	26.623	1'52.488	320,5	14:34'16.234	18	32.334	31.779	22.254	26.470	1'52.837	318,6	14:34'21.749

Race Time 33'38.654

Race Time 33'44.169

9° 97 X. VIERGE [1'50.657]								12° 76 L. BAZ [1'50.896]							
Lap	Seg1	Seg2	Seg3	Seg4	Lap Time	km/h	Local Time	Lap	Seg1	Seg2	Seg3	Seg4	Lap Time	km/h	Local Time
1		31.623	21.548	<b>26.116</b>	1'54.575	326,3	14:02'32.155	1		31.593	21.707	<b>26.282</b>	1'55.531	320,5	14:02'33.111
2	<b>31.626</b>	<b>31.379</b>	<b>21.467</b>	26.185	<b>1'50.657</b>	<b>327,3</b>	14:04'22.812	2	<b>31.612</b>	<b>31.267</b>	21.697	26.320	<b>1'50.896</b>	<b>322,4</b>	14:04'24.007
3	31.822	<b>31.364</b>	21.859	26.202	1'51.247	326,3	14:06'14.059	3	31.667	31.368	21.644	26.319	1'50.998	321,4	14:06'15.005
4	31.830	31.450	21.501	26.265	1'51.046	321,4	14:08'05.105	4	31.992	31.421	21.636	26.544	1'51.593	314,9	14:08'06.598
5	31.770	31.449	21.647	26.280	1'51.146	324,3	14:09'56.251	5	31.756	31.404	21.669	26.482	1'51.311	318,6	14:09'57.909
6	31.775	31.450	21.826	26.464	1'51.515	322,4	14:11'47.766	6	31.906	31.417	21.635	26.459	1'51.417	320,5	14:11'49.326
7	31.852	31.372	21.598	26.505	1'51.327	320,5	14:13'39.093	7	31.858	31.470	21.650	26.679	1'51.657	314,0	14:13'40.983
8	31.847	31.445	21.705	26.590	1'51.587	316,7	14:15'30.680	8	31.974	31.421	<b>21.603</b>	26.634	1'51.632	311,2	14:15'32.615
9	31.903	31.648	21.711	26.534	1'51.796	318,6	14:17'22.476	9	31.971	31.635	21.654	26.683	1'51.943	311,2	14:17'24.558
10	31.951	31.641	21.735	26.557	1'51.884	320,5	14:19'14.360	10	31.962	31.542	21.858	26.944	1'52.306	314,0	14:19'16.864
11	31.829	31.637	21.652	26.609	1'51.727	319,5	14:21'06.087	11	31.988	31.510	21.661	26.896	1'52.055	313,0	14:21'08.919
12	32.050	31.601	21.912	26.629	1'52.192	320,5	14:22'58.279	12	32.000	31.724	21.839	27.038	1'52.601	313,0	14:23'01.520
13	31.951	31.704	21.774	26.613	1'52.042	320,5	14:24'50.321	13	32.027	31.774	21.711	26.933	1'52.445	313,0	14:24'53.965
14	32.034	31.776	21.784	26.574	1'52.168	321,4	14:26'42.489	14	32.091	31.775	21.757	26.769	1'52.392	313,0	14:26'46.357
15	32.106	31.772	21.868	26.681	1'52.427	319,5	14:28'34.916	15	32.076	31.851	21.755	26.791	1'52.473	316,7	14:28'38.830
16	32.118	31.742	21.901	26.695	1'52.456	321,4	14:30'27.372	16	32.083	31.685	21.729	26.816	1'52.313	315,8	14:30'31.143
17	32.208	31.831	21.830	26.609	1'52.478	323,4	14:32'19.850	17	32.533	31.700	21.869	26.786	1'52.888	318,6	14:32'24.031
18	32.159	31.867	21.920	26.613	1'52.559	322,4	14:34'12.409	18	32.098	31.893	21.882	26.911	1'52.784	317,6	14:34'16.815

Race Time 33'34.829

Race Time 33'39.235

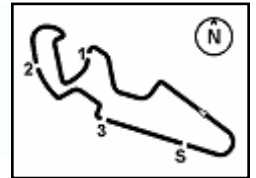
10° 37 I. MYKHALCHYK [1'50.854]								13° 31 G. GERLOFF [1'50.932]							
Lap	Seg1	Seg2	Seg3	Seg4	Lap Time	km/h	Local Time	Lap	Seg1	Seg2	Seg3	Seg4	Lap Time	km/h	Local Time
1		31.551	<b>21.323</b>	26.982	1'54.643	322,4	14:02'32.223	1		31.468	22.049	26.363	1'55.739	<b>321,4</b>	14:02'33.319
2	31.948	<b>31.331</b>	21.636	<b>25.939</b>	<b>1'50.854</b>	<b>325,3</b>	14:04'23.077	2	31.869	<b>31.081</b>	21.655	26.327	<b>1'50.932</b>	<b>321,4</b>	14:04'24.251
3	31.841	31.413	21.706	26.086	1'51.046	<b>325,3</b>	14:06'14.123	3	31.843	31.252	21.612	<b>26.265</b>	1'50.972	319,5	14:06'15.223
4	32.176	31.426	21.643	26.104	1'51.349	322,4	14:08'05.472	4	32.081	31.520	<b>21.557</b>	26.502	1'51.660	317,6	14:08'06.883
5	<b>31.745</b>	31.507	21.617	26.090	1'50.959	322,4	14:09'56.431	5	<b>31.779</b>	31.235	21.751	26.408	1'51.173	319,5	14:09'58.056
6	31.791	31.423	21.520	26.908	1'51.642	318,6	14:11'48.073	6	31.962	31.411	21.682	26.829	1'51.884	<b>321,4</b>	14:11'49.940
7	31.806	31.369	21.628	26.263	1'51.066	320,5	14:13'39.139	7	31.848	31.323	21.622	26.661	1'51.454	316,7	14:13'41.394
8	32.611	31.398	21.749	26.563	1'52.321	315,8	14:15'31.460	8	32.014	31.568	21.663	26.896	1'52.141	314,9	14:15'33.535
9	32.018	31.642	21.684	26.504	1'51.848	314,9	14:17'23.308	9	32.172	31.383	23.114	26.847	1'53.516	309,5	14:17'27.051

09/04/2022

P = Pits In/Out - C = Lap Time Cancelled

These data/results cannot be reproduced, stored and/or transmitted in whole or in part by any manner of electronic, mechanical, photocopying, recording, broadcasting or otherwise now known or herein after developed without the previous express consent by the copyright owner, except for reproduction in daily press and regular printed publications on sale to the public within 60 days of the event related to those data/results and always provided that copyright symbol appears together as follows below.

© DORNA WSBK ORGANIZATION Srl 2022



## Pirelli Aragon Round, 8-10 April 2022

### Chronological Analysis Race 1

Start at 14:00'37.580

3 / 4

10	32.020	31.290	21.736	26.525	1'51.571	317,6	14:19'18.622	10	32.151	31.518	21.701	26.516	1'51.886	320,5	14:19'21.180
11	32.029	31.276	21.732	26.613	1'51.650	316,7	14:21'10.272	11	32.018	31.327	21.755	26.328	1'51.428	319,5	14:21'12.608
12	31.947	31.429	21.920	26.616	1'51.912	317,6	14:23'02.184	12	31.983	<b>31.300</b>	21.700	26.395	<b>1'51.378</b>	321,4	14:23'03.986
13	31.916	31.543	21.940	26.862	1'52.261	314,9	14:24'54.445	13	32.125	31.598	21.694	26.967	1'52.384	320,5	14:24'56.370
14	31.965	31.556	21.827	26.609	1'51.957	316,7	14:26'46.202	14	32.472	31.543	21.890	26.449	1'52.354	320,5	14:26'48.724
15	32.154	31.454	21.645	26.592	1'51.845	313,0	14:28'38.247	15	32.315	31.559	21.924	27.050	1'52.848	321,4	14:28'41.572
16	32.040	31.322	21.610	26.565	1'51.537	313,0	14:30'29.784	16	32.332	31.544	21.948	26.620	1'52.444	320,5	14:30'34.016
17	31.932	31.379	21.693	26.509	1'51.513	316,7	14:32'21.297	17	32.408	31.550	22.035	26.695	1'52.688	321,4	14:32'26.704
18	32.077	31.313	21.616	26.531	1'51.537	319,5	14:34'12.834	18	32.226	31.632	22.157	26.629	1'52.644	320,5	14:34'19.348

Race Time 33'35.254

Race Time 33'41.768

14° 5 P. OETTL (1'51.071)								17° 45 S. REDDING (1'51.534)							
Lap	Seg1	Seg2	Seg3	Seg4	Lap Time	km/h	Local Time	Lap	Seg1	Seg2	Seg3	Seg4	Lap Time	km/h	Local Time
1		31.848	22.034	26.200	1'56.584	324,3	14:02'34.164	1		31.861	21.799	26.764	1'56.716	323,4	14:02'34.296
2	31.788	31.425	21.897	26.091	1'51.201	<b>328,3</b>	14:04'25.365	2	32.209	<b>31.368</b>	21.820	27.091	1'52.488	<b>326,3</b>	14:04'26.784
3	31.993	<b>31.389</b>	21.832	<b>26.078</b>	1'51.292	320,5	14:06'16.657	3	32.042	31.461	21.812	<b>26.316</b>	1'51.631	321,4	14:06'18.415
4	31.797	31.430	<b>21.757</b>	26.087	<b>1'51.071</b>	319,5	14:08'07.728	4	32.256	31.459	21.794	26.419	1'51.928	319,5	14:08'10.343
5	<b>31.759</b>	31.549	21.864	26.136	1'51.308	320,5	14:09'59.036	5	32.222	31.546	21.793	26.458	1'52.019	321,4	14:10'02.362
6	31.797	31.578	21.849	26.230	1'51.454	322,4	14:11'50.490	6	32.332	31.580	21.877	26.365	1'52.154	323,4	14:11'54.516
7	31.947	31.487	21.883	26.251	1'51.568	316,7	14:13'42.058	7	32.018	31.382	21.705	26.940	1'52.045	319,5	14:13'46.561
8	32.043	31.509	21.932	26.184	1'51.668	317,6	14:15'33.726	8	32.186	31.446	21.659	26.584	1'51.875	315,8	14:15'38.436
9	32.146	31.792	22.051	26.147	1'52.306	317,6	14:17'26.032	9	31.938	31.446	<b>21.596</b>	26.600	1'51.580	314,9	14:17'30.016
10	32.202	31.694	22.016	26.229	1'52.141	317,6	14:19'18.173	10	<b>31.913</b>	31.561	21.713	26.347	<b>1'51.534</b>	320,5	14:19'21.550
11	31.885	31.564	21.900	26.287	1'51.636	314,9	14:21'09.809	11	32.168	31.684	21.907	26.370	1'52.129	319,5	14:21'13.679
12	31.963	31.705	21.933	26.337	1'51.938	317,6	14:23'01.747	12	32.161	31.674	21.790	26.504	1'52.129	319,5	14:23'05.808
13	32.035	31.700	22.212	26.420	1'52.367	316,7	14:24'54.114	13	32.193	31.737	21.689	27.308	1'52.927	320,5	14:24'58.735
14	32.177	31.916	22.086	27.192	1'53.371	322,4	14:26'47.485	14	32.214	31.686	21.706	26.556	1'52.162	317,6	14:26'50.897
15	32.514	31.686	22.262	26.347	1'52.809	318,6	14:28'40.294	15	32.226	31.665	21.773	26.677	1'52.341	319,5	14:28'43.238
16	32.213	31.757	22.104	26.525	1'52.599	316,7	14:30'32.893	16	32.268	31.705	21.766	26.632	1'52.371	320,5	14:30'35.609
17	32.473	31.885	22.351	26.628	1'53.337	314,9	14:32'26.230	17	32.329	31.669	21.797	26.559	1'52.354	322,4	14:32'27.963
18	32.299	31.839	22.510	26.738	1'53.386	320,5	14:34'19.616	18	32.274	31.817	21.872	26.599	1'52.562	319,5	14:34'20.525

Race Time 33'42.036

Race Time 33'42.945

15° 2 R. TAMBURINI (1'51.324)								18° 44 L. MAHIAS (1'51.554)							
Lap	Seg1	Seg2	Seg3	Seg4	Lap Time	km/h	Local Time	Lap	Seg1	Seg2	Seg3	Seg4	Lap Time	km/h	Local Time
1		32.088	22.236	26.345	1'57.349	314,9	14:02'34.929	1		31.774	22.281	<b>26.321</b>	1'56.475	316,7	14:02'34.055
2	<b>31.855</b>	<b>31.349</b>	21.798	<b>26.322</b>	<b>1'51.324</b>	315,8	14:04'26.253	2	32.081	31.487	21.822	26.380	1'51.770	<b>317,6</b>	14:04'25.825
3	31.905	31.530	<b>21.698</b>	26.438	1'51.571	315,8	14:06'17.824	3	31.899	31.415	21.800	26.440	<b>1'51.554</b>	314,0	14:06'17.379
4	31.931	31.508	21.850	26.455	1'51.744	<b>316,7</b>	14:08'09.568	4	32.137	31.494	21.707	26.574	1'51.912	310,3	14:08'09.291
5	32.010	31.390	21.764	26.608	1'51.772	314,9	14:10'01.340	5	<b>31.886</b>	31.418	21.679	26.571	<b>1'51.554</b>	311,2	14:10'00.845
6	32.688	31.548	21.939	26.490	1'52.665	315,8	14:11'54.005	6	32.034	31.462	21.792	26.687	1'51.975	311,2	14:11'52.820
7	32.111	31.681	22.096	26.623	1'52.511	312,1	14:13'46.516	7	32.045	31.504	21.769	26.657	1'51.975	307,7	14:13'44.795
8	32.556	31.521	21.858	26.651	1'52.586	311,2	14:15'39.102	8	32.046	<b>31.323</b>	<b>21.608</b>	26.803	1'51.780	304,2	14:15'36.575
9	32.028	31.522	21.829	26.685	1'52.064	311,2	14:17'31.166	9	32.094	31.516	21.728	26.874	1'52.212	305,1	14:17'28.787
10	32.187	31.493	21.829	26.696	1'52.205	313,0	14:19'23.371	10	32.072	31.426	21.750	26.815	1'52.063	308,6	14:19'20.850
11	32.046	31.484	21.767	26.632	1'51.929	313,0	14:21'15.300	11	32.023	31.422	21.754	26.739	1'51.938	306,8	14:21'12.788
12	32.090	31.526	21.926	26.569	1'52.111	314,0	14:23'07.411	12	32.026	31.628	21.931	26.730	1'52.315	310,3	14:23'05.103
13	32.162	31.695	21.813	26.652	1'52.322	312,1	14:24'59.733	13	32.147	31.502	21.690	26.703	1'52.042	311,2	14:24'57.145
14	32.132	31.583	22.013	26.695	1'52.423	313,0	14:26'52.156	14	32.121	31.602	21.823	26.938	1'52.484	313,0	14:26'49.629
15	32.204	31.471	21.901	26.607	1'52.183	315,8	14:28'44.339	15	32.315	31.621	21.854	26.801	1'52.591	311,2	14:28'42.220
16	32.293	31.816	22.001	26.643	1'52.753	314,0	14:30'37.092	16	32.330	31.614	21.913	26.827	1'52.684	311,2	14:30'34.904
17	32.261	31.716	21.977	26.724	1'52.678	314,0	14:32'29.770	17	32.364	31.586	21.952	26.754	1'52.656	311,2	14:32'27.560
18	32.314	31.710	21.922	26.635	1'52.581	314,9	14:34'22.351	18	32.123	31.664	21.973	26.685	1'52.445	308,6	14:34'20.005

Race Time 33'44.771

Race Time 33'42.425

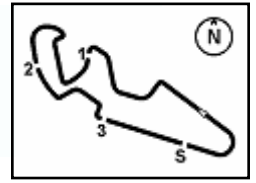
16° 29 L. BERNARDI (1'51.378)								19° 3 K. NOZANE (1'51.655)							
Lap	Seg1	Seg2	Seg3	Seg4	Lap Time	km/h	Local Time	Lap	Seg1	Seg2	Seg3	Seg4	Lap Time	km/h	Local Time
1		32.169	21.779	26.589	1'57.416	325,3	14:02'34.996	1		31.779	21.760	26.604	1'56.340	314,9	14:02'33.920
2	<b>31.950</b>	31.458	21.773	<b>26.245</b>	1'51.426	327,3	14:04'26.422	2	<b>31.821</b>	<b>31.428</b>	21.839	26.653	1'51.741	315,8	14:04'25.661
3	32.061	31.597	<b>21.693</b>	26.331	1'51.682	323,4	14:06'18.104	3	31.854	31.498	21.760	<b>26.543</b>	<b>1'51.655</b>	315,8	14:06'17.316
4	31.959	31.450	21.824	26.414	1'51.647	<b>328,3</b>	14:08'09.751	4	31.990	31.646	21.960	26.662	1'52.258	315,8	14:08'09.574
5	31.981	31.435	21.867	26.522	1'51.805	327,3	14:10'01.556	5	32.294	31.638	21.771	26.722	1'52.425	314,9	14:10'01.999
6	32.246	31.456	21.843	26.254	1'51.799	324,3	14:11'53.355	6	32.199	31.654	21.980	26.665	1'52.498	<b>316,7</b>	14:11'54.497
7	32.082	31.511	21.931	26.871	1'52.395	324,3	14:13'45.750	7	32.202	31.486	22.469	26.900	1'53.057	311,2	14:13'47.554
8	32.034	31.384	21.781	26.593	1'51.792	317,6	14:15'37.542	8	32.011	31.513	21.748	26.873	1'52.145	313,0	14:15'39.699
9	32.052	31.415	21.816	26.469	1'51.752	320,5	14:17'29.294	9	32.063	31.593	<b>21.705</b>	26.899	1'52.260	308,6	14:17'31.959

09/04/2022

P = Pits In/Out - C = Lap Time Cancelled

These data/results cannot be reproduced, stored and/or transmitted in whole or in part by any manner of electronic, mechanical, photocopying, recording, broadcasting or otherwise now known or herein after developed without the previous express consent by the copyright owner, except for reproduction in daily press and regular printed publications on sale to the public within 60 days of the event related to those data/results and always provided that copyright symbol appears together as follows below.

© DORNA WSBK ORGANIZATION Srl 2022



## Pirelli Aragon Round, 8-10 April 2022

### Chronological Analysis Race 1

Start at 14:00'37.580

4 / 4

Lap	Seg1	Seg2	Seg3	Seg4	Lap Time	km/h	Local Time
10	31.956	31.574	21.798	26.918	1'52.246	312,1	14:19'24.205
11	31.904	31.566	21.795	26.781	1'52.046	309,5	14:21'16.251
12	32.033	31.515	21.791	26.878	1'52.217	312,1	14:23'08.468
13	31.967	31.620	21.730	26.794	1'52.111	313,0	14:25'00.579
14	32.101	31.698	21.866	26.710	1'52.395	313,0	14:26'52.974
15	32.046	31.665	21.855	26.969	1'52.535	312,1	14:28'45.509
16	32.255	31.708	21.973	26.864	1'52.800	312,1	14:30'38.309
17	32.221	31.759	22.003	26.842	1'52.825	312,1	14:32'31.134
18	32.200	31.848	21.938	26.926	1'52.912	312,1	14:34'24.046

Race Time 33'46.666

#### 20° 35 H. SYAHRIN (1'52.579)

Lap	Seg1	Seg2	Seg3	Seg4	Lap Time	km/h	Local Time
1		32.538	21.969	<b>26.659</b>	1'58.147	<b>315,8</b>	14:02'35.727
2	<b>32.239</b>	<b>31.655</b>	<b>21.862</b>	26.823	<b>1'52.579</b>	313,0	14:04'28.306
3	32.704	31.997	22.279	26.879	1'53.859	312,1	14:06'22.165
4	32.459	31.986	22.165	26.989	1'53.599	308,6	14:08'15.764
5	32.702	31.909	22.081	26.775	1'53.467	312,1	14:10'09.231
6	32.700	32.062	22.021	26.850	1'53.633	313,0	14:12'02.864
7	32.503	31.895	22.033	27.035	1'53.466	312,1	14:13'56.330
8	32.495	31.938	22.047	26.958	1'53.438	307,7	14:15'49.768
9	32.421	32.016	22.029	26.927	1'53.393	308,6	14:17'43.161
10	32.647	32.105	22.098	26.900	1'53.750	314,0	14:19'36.911
11	32.584	31.920	22.135	26.813	1'53.452	310,3	14:21'30.363
12	32.515	31.915	22.145	26.893	1'53.468	305,9	14:23'23.831
13	32.609	32.139	22.088	26.993	1'53.829	309,5	14:25'17.660
14	32.546	32.057	22.154	26.927	1'53.684	309,5	14:27'11.344
15	32.631	32.147	22.176	26.903	1'53.857	313,0	14:29'05.201
16	32.798	32.157	22.107	27.096	1'54.158	310,3	14:30'59.359
17	32.856	32.195	22.437	27.174	1'54.662	310,3	14:32'54.021
18	32.798	32.411	22.509	27.185	1'54.903	305,9	14:34'48.924

Race Time 34'11.344

#### RET 16 G. RUIII (1'52.615)

Lap	Seg1	Seg2	Seg3	Seg4	Lap Time	km/h	Local Time
1		32.573	22.293	<b>26.396</b>	1'58.336	<b>315,8</b>	14:02'35.916
2	32.319	<b>31.651</b>	22.010	26.635	<b>1'52.615</b>	312,1	14:04'28.531
3	<b>32.241</b>	31.930	<b>21.950</b>	26.814	1'52.935	307,7	14:06'21.466
4	32.429	32.067	22.680	41.836	2'09.012P	238,4	14:08'30.478

Race Time 7'52.898

#### 22° 23 C. PONSSON (1'52.726)

Lap	Seg1	Seg2	Seg3	Seg4	Lap Time	km/h	Local Time
1		32.540	22.373	<b>26.476</b>	1'58.739	<b>313,0</b>	14:02'36.319
2	32.334	31.765	22.111	26.516	<b>1'52.726</b>	<b>313,0</b>	14:04'29.045
3	<b>32.135</b>	31.939	21.964	26.694	1'52.732	307,7	14:06'21.777
4	32.238	32.054	22.080	26.987	1'53.359	303,4	14:08'15.136
5	32.199	31.833	21.992	26.906	1'52.930	304,2	14:10'08.066
6	32.316	31.896	21.886	27.093	1'53.191	305,9	14:12'01.257
7	32.292	<b>31.698</b>	22.035	26.973	1'52.998	303,4	14:13'54.255
8	32.272	31.737	21.935	27.037	1'52.981	300,0	14:15'47.236
9	32.136	31.973	22.948	27.053	1'54.110	301,7	14:17'41.346
10	32.235	31.875	21.986	26.920	1'53.016	304,2	14:19'34.362
11	32.309	31.775	<b>21.884</b>	27.037	1'53.005	302,5	14:21'27.367
12	32.426	31.786	21.994	27.019	1'53.225	303,4	14:23'20.592
13	32.357	31.871	22.021	27.083	1'53.332	302,5	14:25'13.924
14	32.401	31.944	21.976	27.027	1'53.348	305,1	14:27'07.272
15	32.514	32.099	22.330	27.101	1'54.044	305,1	14:29'01.316
16	32.729	32.007	22.232	27.248	1'54.216	304,2	14:30'55.532
17	32.795	32.016	22.194	27.234	1'54.239	305,1	14:32'49.771
18	32.591	32.135	22.284	27.330	1'54.340	302,5	14:34'44.111

Race Time 34'06.531

#### 23° 36 L. MERCADO (1'52.987)

Lap	Seg1	Seg2	Seg3	Seg4	Lap Time	km/h	Local Time
1		32.648	22.352	<b>26.628</b>	1'58.397	<b>317,6</b>	14:02'35.977

#### 24° 52 D. KONIG (1'53.441)

Lap	Seg1	Seg2	Seg3	Seg4	Lap Time	km/h	Local Time
1		32.904	22.233	27.414	2'00.155	<b>318,6</b>	14:02'37.735
2	32.922	31.995	22.052	26.759	1'53.728	314,0	14:04'31.463
3	32.524	32.068	22.167	26.848	1'53.607	314,9	14:06'25.070
4	32.817	<b>31.871</b>	22.204	<b>26.706</b>	1'53.598	313,0	14:08'18.668
5	<b>32.490</b>	32.013	<b>22.032</b>	26.906	<b>1'53.441</b>	307,7	14:10'12.109
6	32.744	31.962	22.148	26.951	1'53.805	309,5	14:12'05.914
7	32.801	32.158	22.042	26.899	1'53.900	307,7	14:13'59.814
8	32.675	31.958	22.128	27.118	1'53.879	305,1	14:15'53.693
9	32.736	32.219	22.071	27.063	1'54.089	305,9	14:17'47.782
10	32.932	32.195	22.218	26.995	1'54.340	308,6	14:19'42.122
11	32.806	32.102	22.142	26.997	1'54.047	306,8	14:21'36.169
12	32.857	32.202	22.247	27.111	1'54.417	306,8	14:23'30.586
13	33.041	32.256	22.307	27.032	1'54.636	304,2	14:25'25.222
14	32.737	32.213	22.282	26.964	1'54.196	308,6	14:27'19.418
15	32.854	32.353	22.320	26.976	1'54.503	308,6	14:29'13.921
16	32.952	32.313	22.448	27.142	1'54.855	307,7	14:31'08.776
17	33.077	32.301	22.400	27.105	1'54.883	308,6	14:33'03.659
18	33.027	32.548	22.471	27.220	1'55.266	306,8	14:34'58.925

Race Time 34'21.345

#### 25° 84 L. CRESSON (1'53.705)

Lap	Seg1	Seg2	Seg3	Seg4	Lap Time	km/h	Local Time
1		32.566	22.421	<b>26.877</b>	1'59.357	<b>313,0</b>	14:02'36.937
2	32.657	<b>31.918</b>	<b>22.098</b>	27.032	<b>1'53.705</b>	309,5	14:04'30.642
3	32.869	32.015	22.279	27.132	1'54.295	305,1	14:06'24.937
4	32.664	31.919	22.209	27.009	1'53.801	300,0	14:08'18.738
5	<b>32.641</b>	32.012	22.416	27.035	1'54.104	307,7	14:10'12.842
6	32.667	31.990	22.410	27.067	1'54.134	305,9	14:12'06.976
7	32.770	32.050	22.398	27.066	1'54.284	303,4	14:14'01.260
8	32.656	32.043	22.251	27.190	1'54.140	300,8	14:15'55.400
9	32.862	32.309	22.276	27.295	1'54.742	300,8	14:17'50.142
10	32.982	32.086	22.288	27.291	1'54.647	300,8	14:19'44.789
11	32.768	32.219	22.384	27.239	1'54.610	301,7	14:21'39.399
12	33.209	32.323	22.518	27.283	1'55.333	300,8	14:23'34.732
13	33.166	32.237	22.383	27.418	1'55.204	296,7	14:25'29.936
14	33.429	32.493	22.467	27.371	1'55.760	302,5	14:27'25.696
15	33.038	32.265	22.478	27.277	1'55.058	302,5	14:29'20.754
16	33.464	32.325	22.511	27.445	1'55.745	301,7	14:31'16.499
17	33.039	32.288	22.472	27.333	1'55.132	302,5	14:33'11.631
18	33.175	32.482	22.585	27.403	1'55.645	300,8	14:35'07.276

Race Time 34'29.696

09/04/2022

P = Pits In/Out - C = Lap Time Cancelled

These data/results cannot be reproduced, stored and/or transmitted in whole or in part by any manner of electronic, mechanical, photocopying, recording, broadcasting or otherwise now known or herein after developed without the previous express consent by the copyright owner, except for reproduction in daily press and regular printed publications on sale to the public within 60 days of the event related to those data/results and always provided that copyright symbol appears together as follows below.

© DORNA WSBK ORGANIZATION Srl 2022