

Pirelli Aragon Round, 8-10 April 2022
Chronological Analysis Race 2

Start at 14:00'26.815

1 / 5

1° 22 A. LOWES [1'50.334]								4° 65 J. REA [1'50.626]							
Lap	Seg1	Seg2	Seg3	Seg4	Lap Time	km/h	Local Time	Lap	Seg1	Seg2	Seg3	Seg4	Lap Time	km/h	Local Time
1		31.217	21.611	26.466	1'53.966	310,3	14:02'20.781	1		31.179	21.465	26.467	1'52.591	302,5	14:02'19.406
2	31.797	31.433	21.415	26.315	1'50.960	306,8	14:04'11.741	2	31.738	31.223	21.543	26.366	1'50.870	302,5	14:04'10.276
3	31.567	31.093	21.379	26.295	1'50.334	311,2	14:06'02.075	3	31.604	31.235	21.474	26.449	1'50.762	303,4	14:06'01.038
4	31.969	31.330	21.486	26.315	1'51.100	307,7	14:07'53.175	4	32.618	31.190	21.443	26.234	1'51.485	312,1	14:07'52.523
5	31.682	31.379	21.519	26.399	1'50.979	305,9	14:09'44.154	5	31.859	31.242	21.434	26.302	1'50.837	314,9	14:09'43.360
6	31.739	31.479	21.517	26.421	1'51.156	305,9	14:11'35.310	6	31.753	31.135	21.389	26.382	1'50.659	305,1	14:11'34.019
7	31.886	31.440	21.537	26.457	1'51.320	302,5	14:13'26.630	7	31.583	31.335	21.422	26.353	1'50.693	304,2	14:13'24.712
8	31.881	31.522	21.518	26.611	1'51.532	300,8	14:15'18.162	8	31.868	31.129	21.452	26.397	1'50.846	302,5	14:15'15.558
9	31.855	31.460	21.656	26.520	1'51.491	301,7	14:17'09.653	9	31.714	31.194	21.458	26.430	1'50.796	303,4	14:17'06.354
10	31.857	31.639	21.610	26.445	1'51.551	303,4	14:19'01.204	10	31.711	31.259	21.477	26.179	1'50.626	305,9	14:18'56.980
11	31.745	31.569	21.732	26.608	1'51.654	300,8	14:20'52.858	11	31.764	31.410	21.426	26.405	1'51.005	300,8	14:20'47.985
12	31.979	31.585	21.567	26.488	1'51.619	300,8	14:22'44.477	12	32.082	31.406	21.658	26.508	1'51.654	301,7	14:22'39.639
13	31.881	31.507	21.656	26.459	1'51.503	304,2	14:24'35.980	13	31.805	31.416	21.644	26.473	1'51.338	301,7	14:24'30.977
14	32.040	31.595	21.641	26.530	1'51.806	305,1	14:26'27.786	14	31.877	31.477	21.590	26.463	1'51.407	305,9	14:26'22.384
15	32.248	31.606	21.782	26.518	1'52.154	304,2	14:28'19.940	15	31.909	31.306	21.576	26.339	1'51.130	304,2	14:28'13.514
16	32.023	31.663	21.619	26.489	1'51.794	301,7	14:30'11.734	16	31.955	31.463	21.564	26.488	1'51.470	300,8	14:30'04.984
17	31.958	31.605	21.661	26.525	1'51.749	303,4	14:32'03.483	17	31.983	31.515	21.606	26.545	1'51.649	302,5	14:31'56.633
18	32.206	31.827	21.962	26.665	1'52.660	302,5	14:33'56.143	18	31.963	31.499	21.656	26.538	1'51.656	301,7	14:33'48.289
Race Time 33'29.328								Race Time 33'21.474							

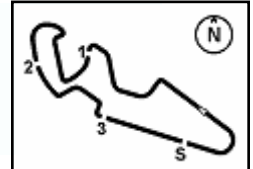
2° 21 M. RINALDI [1'50.383]								5° 1 T. RAZGATLIOGLU [1'50.654]							
Lap	Seg1	Seg2	Seg3	Seg4	Lap Time	km/h	Local Time	Lap	Seg1	Seg2	Seg3	Seg4	Lap Time	km/h	Local Time
1		31.368	21.613	26.097	1'53.045	320,5	14:02'19.860	1		31.420	21.376	26.343	1'53.014	309,5	14:02'19.829
2	31.545	31.121	21.899	26.105	1'50.670	315,8	14:04'10.530	2	31.869	31.191	21.665	26.333	1'51.058	312,1	14:04'10.887
3	31.644	31.223	21.580	26.130	1'50.577	318,6	14:06'01.107	3	31.642	31.243	21.461	26.308	1'50.654	312,1	14:06'01.541
4	32.117	31.089	21.300	26.316	1'50.822	311,2	14:07'51.929	4	31.962	31.230	21.293	26.416	1'50.901	307,7	14:07'52.442
5	31.525	31.263	21.369	26.226	1'50.383	312,1	14:09'42.312	5	31.807	31.296	21.307	26.490	1'50.900	305,9	14:09'43.342
6	31.601	31.318	21.509	26.272	1'50.700	309,5	14:11'33.012	6	31.930	31.356	21.383	26.367	1'51.036	307,7	14:11'34.378
7	31.659	31.209	21.474	26.302	1'50.644	312,1	14:13'23.656	7	31.714	31.246	21.320	26.394	1'50.674	309,5	14:13'25.052
8	31.970	31.258	21.425	26.432	1'51.085	305,9	14:15'14.741	8	31.795	31.386	21.473	26.413	1'51.067	304,2	14:15'16.119
9	31.763	31.229	21.523	26.330	1'50.845	309,5	14:17'05.586	9	31.830	31.320	21.554	26.540	1'51.244	303,4	14:17'07.363
10	31.815	31.352	21.720	26.357	1'51.244	307,7	14:18'56.830	10	31.764	31.430	21.547	26.500	1'51.241	304,2	14:18'58.604
11	32.330	31.486	21.603	26.383	1'51.802	308,6	14:20'48.632	11	31.795	31.393	21.502	26.356	1'51.046	304,2	14:20'49.650
12	31.897	31.398	21.601	26.481	1'51.377	310,3	14:22'40.009	12	32.147	31.402	21.498	26.385	1'51.432	304,2	14:22'41.082
13	31.945	31.413	21.623	26.458	1'51.439	311,2	14:24'31.448	13	31.777	31.398	21.425	26.409	1'51.009	307,7	14:24'32.091
14	31.950	31.503	21.628	26.347	1'51.428	314,0	14:26'22.876	14	31.871	31.438	21.508	26.360	1'51.177	312,1	14:26'23.268
15	31.922	31.517	21.654	26.563	1'51.656	312,1	14:28'14.532	15	31.811	31.473	21.645	26.449	1'51.378	314,0	14:28'14.646
16	32.439	31.603	21.807	26.493	1'52.342	310,3	14:30'06.874	16	32.068	31.521	21.454	26.539	1'51.582	304,2	14:30'06.228
17	32.240	31.808	21.979	26.677	1'52.704	309,5	14:31'59.578	17	31.939	31.553	21.502	26.607	1'51.601	304,2	14:31'57.829
18	32.387	32.069	22.039	26.640	1'53.135	308,6	14:33'52.713	18	32.064	31.773	21.788	26.665	1'52.290	304,2	14:33'50.119
Race Time 33'25.898								Race Time 33'23.304							

3° 19 A. BAUTISTA [1'50.399]								6° 47 A. BASSANI [1'50.830]							
Lap	Seg1	Seg2	Seg3	Seg4	Lap Time	km/h	Local Time	Lap	Seg1	Seg2	Seg3	Seg4	Lap Time	km/h	Local Time
1		31.202	21.500	25.994	1'52.344	314,9	14:02'19.159	1		31.308	22.045	26.278	1'53.995	317,6	14:02'20.810
2	31.888	31.321	21.870	26.106	1'51.185	314,0	14:04'10.344	2	31.952	31.331	21.734	26.138	1'51.155	313,0	14:04'11.965
3	31.704	31.108	21.671	25.945	1'50.428	315,8	14:06'00.772	3	31.640	31.244	21.634	26.312	1'50.830	309,5	14:06'02.795
4	31.620	31.164	21.353	26.262	1'50.399	312,1	14:07'51.171	4	31.956	31.251	21.588	26.241	1'51.036	309,5	14:07'53.831
5	31.724	31.240	21.619	26.169	1'50.752	310,3	14:09'41.923	5	31.844	31.416	21.748	26.347	1'51.355	306,8	14:09'45.186
6	31.709	31.273	21.501	26.150	1'50.633	312,1	14:11'32.556	6	31.950	31.393	21.733	26.253	1'51.329	305,9	14:11'36.515
7	31.700	31.238	21.505	26.357	1'50.800	310,3	14:13'23.356	7	31.884	31.400	21.726	26.442	1'51.452	305,1	14:13'27.967
8	31.698	31.189	21.391	26.268	1'50.546	308,6	14:15'13.902	8	31.965	31.561	21.798	26.536	1'51.860	300,8	14:15'19.827
9	31.798	31.245	21.530	26.188	1'50.761	309,5	14:17'04.663	9	32.051	31.454	21.826	26.589	1'51.920	303,4	14:17'11.747
10	31.837	31.312	21.597	26.211	1'50.957	310,3	14:18'55.620	10	31.932	31.580	21.812	26.516	1'51.840	304,2	14:19'03.587
11	31.658	31.315	21.661	26.122	1'50.756	308,6	14:20'46.376	11	32.075	31.511	21.794	26.342	1'51.722	303,4	14:20'55.309
12	31.813	31.262	21.517	26.404	1'50.996	308,6	14:22'37.372	12	32.177	31.517	21.771	26.487	1'51.952	304,2	14:22'47.261
13	31.887	31.274	21.443	26.223	1'50.827	311,2	14:24'28.199	13	32.163	31.557	21.769	26.450	1'51.939	304,2	14:24'39.200
14	31.831	31.392	21.584	26.201	1'51.008	313,0	14:26'19.207	14	32.149	31.583	21.836	26.462	1'52.030	306,8	14:26'31.230
15	31.773	31.329	21.503	26.135	1'50.740	314,0	14:28'09.947	15	32.110	31.589	21.837	26.384	1'51.920	305,1	14:28'23.150
16	31.855	31.428	21.575	26.287	1'51.145	310,3	14:30'01.092	16	32.210	31.599	21.652	26.548	1'52.009	302,5	14:30'15.159
17	31.966	31.416	21.691	26.314	1'51.387	311,2	14:31'52.479	17	32.174	31.641	21.860	26.589	1'52.264	302,5	14:32'07.423
18	31.892	31.498	21.640	26.387	1'51.417	311,2	14:33'43.896	18	32.276	31.592	21.775	26.605	1'52.248	302,5	14:33'59.671
Race Time 33'17.081								Race Time 33'32.856							

10/04/2022 P = Pits In/Out - C = Lap Time Cancelled

These data/results cannot be reproduced, stored and/or transmitted in whole or in part by any manner of electronic, mechanical, photocopying, recording, broadcasting or otherwise now known or herein after developed without the previous express consent by the copyright owner, except for reproduction in daily press and regular printed publications on sale to the public within 60 days of the event related to those data/results and always provided that copyright symbol appears together as follows below.

© DORNA WSBK ORGANIZATION Srl 2022



Pirelli Aragon Round, 8-10 April 2022
Chronological Analysis Race 2

Start at 14:00'26.815

7° 97 X. VIERGE [1'51.248]								10° 7 I. LECUONA [1'51.378]							
Lap	Seg1	Seg2	Seg3	Seg4	Lap Time	km/h	Local Time	Lap	Seg1	Seg2	Seg3	Seg4	Lap Time	km/h	Local Time
1		31.590	21.458	26.377	1'54.345	318,6	14:02'21.160	1		31.652	21.415	26.373	1'54.513	316,7	14:02'21.328
2	31.883	31.508	21.546	26.311	1'51.248	317,6	14:04'12.408	2	31.810	31.529	21.548	26.491	1'51.378	314,0	14:04'12.706
3	31.827	31.542	21.654	26.400	1'51.423	314,9	14:06'03.831	3	31.799	31.489	21.554	26.757	1'51.599	314,9	14:06'04.305
4	32.042	31.645	21.703	26.535	1'51.925	314,0	14:07'55.756	4	31.826	31.536	21.690	26.484	1'51.536	313,0	14:07'55.841
5	31.985	31.648	21.742	26.581	1'51.956	310,3	14:09'47.712	5	32.067	31.595	22.054	26.512	1'52.228	314,9	14:09'48.069
6	32.006	31.687	21.920	26.563	1'52.176	311,2	14:11'39.888	6	31.954	31.598	21.812	26.622	1'51.986	311,2	14:11'40.055
7	32.225	31.824	21.661	26.530	1'52.240	314,9	14:13'32.128	7	32.156	31.817	21.731	26.480	1'52.184	311,2	14:13'32.239
8	32.481	31.834	21.720	26.677	1'52.712	312,1	14:15'24.840	8	32.250	31.607	21.578	26.732	1'52.167	303,4	14:15'24.406
9	32.067	31.622	21.803	26.601	1'52.093	310,3	14:17'16.930	9	32.063	31.543	21.726	26.700	1'52.032	303,4	14:17'16.438
10	32.046	31.778	21.969	26.600	1'52.393	314,0	14:19'09.326	10	32.100	31.679	21.640	26.647	1'52.066	305,9	14:19'08.504
11	31.989	31.623	21.672	26.534	1'51.818	309,5	14:21'01.144	11	31.992	31.609	21.745	26.607	1'51.953	305,9	14:21'00.457
12	32.040	31.880	21.780	26.572	1'52.272	310,3	14:22'53.416	12	32.192	31.730	21.661	26.690	1'52.273	307,7	14:22'52.730
13	32.197	31.873	21.834	26.572	1'52.476	312,1	14:24'45.892	13	32.191	31.807	21.771	26.640	1'52.409	306,8	14:24'45.139
14	32.240	31.748	21.723	26.563	1'52.274	314,9	14:26'38.166	14	32.215	31.838	21.824	26.752	1'52.629	307,7	14:26'37.768
15	32.273	31.785	21.830	26.395	1'52.283	314,0	14:28'30.449	15	32.069	31.841	21.728	26.615	1'52.253	307,7	14:28'30.021
16	32.282	31.828	21.761	26.602	1'52.473	313,0	14:30'22.922	16	32.269	31.859	21.686	26.693	1'52.507	307,7	14:30'22.528
17	32.287	31.985	21.975	26.680	1'52.927	318,6	14:32'15.849	17	32.311	32.044	21.959	26.996	1'53.310	305,1	14:32'15.838
18	32.241	32.020	21.753	26.823	1'52.837	311,2	14:34'08.686	18	32.412	32.041	22.058	27.117	1'53.628	309,5	14:34'09.466
Race Time 33'41.871								Race Time 33'42.651							

8° 31 G. GERLOFF [1'51.282]								RET 45 S. REDDING [1'51.404]							
Lap	Seg1	Seg2	Seg3	Seg4	Lap Time	km/h	Local Time	Lap	Seg1	Seg2	Seg3	Seg4	Lap Time	km/h	Local Time
1		31.693	21.671	26.311	1'55.038	309,5	14:02'21.853	1		32.499	21.975	26.275	1'56.870	321,4	14:02'23.685
2	31.873	31.444	21.601	26.364	1'51.282	309,5	14:04'13.135	2	33.587	31.370	21.645	26.449	1'53.051	312,1	14:04'16.736
3	31.892	31.453	21.776	26.471	1'51.592	309,5	14:06'04.727	3	32.133	31.364	21.526	26.381	1'51.404	312,1	14:06'08.140
4	31.905	31.512	21.716	26.516	1'51.649	308,6	14:07'56.376	4	32.154	31.789	21.553	26.543	1'52.039	310,3	14:08'00.179
5	31.902	31.612	21.819	26.543	1'51.876	313,0	14:09'48.252	5	32.441	32.240	21.788	26.700	1'53.169	306,8	14:09'53.348
6	32.025	31.603	21.763	26.565	1'51.956	312,1	14:11'40.208	6	32.664	31.908	21.868	26.727	1'53.167	306,8	14:11'46.515
7	32.209	31.762	21.855	26.548	1'52.374	305,1	14:13'32.582	7	37.378	42.896	22.045	26.938	2'09.257	305,9	14:13'55.772
8	32.211	31.739	21.795	26.713	1'52.458	303,4	14:15'25.040	8	43.602	32.132	21.928	27.060	2'04.722	301,7	14:16'00.494
9	32.169	31.780	21.751	26.608	1'52.308	303,4	14:17'17.348	9	32.722	33.531	22.126	27.050	1'55.429	300,0	14:17'55.923
10	32.028	31.540	21.681	26.823	1'52.072	304,2	14:19'09.420	10	32.737	32.089	22.117	26.912	1'53.855	303,4	14:19'49.778
11	32.001	31.667	21.810	26.556	1'52.034	304,2	14:21'01.454	11	32.654	32.287	22.870	33.306	2'01.117P	300,8	14:21'50.895
12	32.200	31.588	21.820	26.468	1'52.076	306,8	14:22'53.530	Race Time 21'24.080							
13	32.220	31.861	21.917	26.461	1'52.459	307,7	14:24'45.989								
14	32.285	31.730	21.901	26.413	1'52.329	309,5	14:26'38.318								
15	32.235	31.861	21.920	26.435	1'52.451	307,7	14:28'30.769								
16	32.124	31.825	21.912	26.472	1'52.333	305,9	14:30'23.102								
17	32.247	31.978	22.081	26.655	1'52.961	308,6	14:32'16.063								
18	32.383	32.107	21.983	26.766	1'53.239	309,5	14:34'09.302								
Race Time 33'42.487															

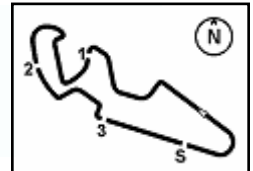
9° 76 L. BAZ [1'51.366]								12° 5 P. OETTL [1'51.537]							
Lap	Seg1	Seg2	Seg3	Seg4	Lap Time	km/h	Local Time	Lap	Seg1	Seg2	Seg3	Seg4	Lap Time	km/h	Local Time
1		31.687	21.545	26.382	1'54.773	314,0	14:02'21.588	1		32.190	21.903	26.201	1'56.219	314,0	14:02'23.034
2	31.762	31.496	21.615	26.493	1'51.366	313,0	14:04'12.954	2	32.151	31.635	21.811	26.205	1'51.802	316,7	14:04'14.836
3	31.782	31.592	21.723	26.488	1'51.585	311,2	14:06'04.539	3	32.098	31.428	21.779	26.232	1'51.537	313,0	14:06'06.373
4	31.862	31.504	21.685	26.462	1'51.513	313,0	14:07'56.052	4	31.950	31.538	21.815	26.289	1'51.592	314,9	14:07'57.965
5	31.968	31.679	21.699	26.525	1'51.871	309,5	14:09'47.923	5	32.017	31.613	21.836	26.352	1'51.818	313,0	14:09'49.783
6	31.968	31.634	21.638	26.774	1'52.014	303,4	14:11'39.937	6	32.080	31.751	21.874	26.273	1'51.978	309,5	14:11'41.761
7	32.065	31.609	21.588	26.693	1'51.955	304,2	14:13'31.892	7	32.101	31.612	21.864	26.357	1'51.934	308,6	14:13'33.695
8	32.122	31.605	21.643	26.779	1'52.149	300,8	14:15'24.041	8	32.113	31.580	21.975	26.622	1'52.290	308,6	14:15'25.985
9	32.045	31.542	21.563	26.834	1'51.984	301,7	14:17'16.025	9	32.277	31.623	21.928	26.392	1'52.220	307,7	14:17'18.205
10	32.117	31.645	21.628	26.716	1'52.106	303,4	14:19'08.131	10	32.173	31.625	22.016	26.569	1'52.383	310,3	14:19'10.588
11	32.014	31.625	21.699	26.716	1'52.054	302,5	14:21'00.185	11	32.309	31.816	21.976	26.501	1'52.602	304,2	14:21'03.190
12	32.264	31.704	21.660	26.730	1'52.358	302,5	14:22'52.543	12	32.275	31.772	22.074	26.557	1'52.678	305,9	14:22'55.868
13	32.079	31.684	21.828	26.679	1'52.270	305,1	14:24'44.813	13	32.248	31.809	22.104	26.386	1'52.547	308,6	14:24'48.415
14	32.146	31.742	21.784	26.740	1'52.412	305,1	14:26'37.225	14	32.228	31.733	22.067	26.418	1'52.446	310,3	14:26'40.861
15	32.242	31.729	21.841	26.584	1'52.396	305,1	14:28'29.621	15	32.337	31.831	22.085	26.389	1'52.642	308,6	14:28'33.503
16	32.339	31.739	21.817	26.783	1'52.678	303,4	14:30'22.299	16	32.310	31.892	22.111	26.545	1'52.858	305,9	14:30'26.361
17	32.242	31.890	21.834	26.819	1'52.785	303,4	14:32'15.084	17	32.639	31.909	22.435	26.437	1'53.420	314,0	14:32'19.781
18	32.203	31.930	21.835	26.769	1'52.737	303,4	14:34'07.821	18	32.531	32.043	22.324	26.542	1'53.440	306,8	14:34'13.221
Race Time 33'41.006								Race Time 33'46.406							

13° 50 E. LAVERTY [1'51.569]							
Lap	Seg1	Seg2	Seg3	Seg4	Lap Time	km/h	Local Time
1		32.202	21.966	26.359	1'56.579	318,6	14:02'23.394
2	32.199	31.472	21.742	26.313	1'51.726	321,4	14:04'15.120
3	32.183	31.442	21.801	26.283	1'51.709	316,7	14:06'06.829
4	31.945	31.495	21.651	26.478	1'51.569	318,6	14:07'58.398
5	31.943	31.552	21.756	26.622	1'51.873	315,8	14:09'50.271

10/04/2022 P = Pits In/Out - C = Lap Time Cancelled

These data/results cannot be reproduced, stored and/or transmitted in whole or in part by any manner of electronic, mechanical, photocopying, recording, broadcasting or otherwise now known or herein after developed without the previous express consent by the copyright owner, except for reproduction in daily press and regular printed publications on sale to the public within 60 days of the event related to those data/results and always provided that copyright symbol appears together as follows below.

© DORNA WSBK ORGANIZATION Srl 2022



Pirelli Aragon Round, 8-10 April 2022

Chronological Analysis Race 2

Start at 14:00'26.815

3 / 5

Lap	Seg1	Seg2	Seg3	Seg4	Lap Time	km/h	Local Time	Lap	Seg1	Seg2	Seg3	Seg4	Lap Time	km/h	Local Time
6	32.251	31.770	21.713	26.555	1'52.289	316,7	14:11'42.560	6	31.904	31.712	21.615	26.648	1'51.879	302,5	14:12'10.244
7	32.253	31.744	21.726	26.654	1'52.377	311,2	14:13'34.937	7	32.057	31.694	21.784	26.559	1'52.094	302,5	14:14'02.338
8	32.387	31.821	21.817	26.641	1'52.666	308,6	14:15'27.603	8	32.115	31.638	21.645	26.738	1'52.136	297,5	14:15'54.474
9	32.364	31.807	21.873	26.732	1'52.776	310,3	14:17'20.379	9	31.994	31.645	21.774	26.757	1'52.170	299,2	14:17'46.644
10	32.300	31.779	21.824	26.533	1'52.436	311,2	14:19'12.815	10	32.032	31.676	21.802	26.730	1'52.240	300,8	14:19'38.884
11	32.209	31.816	21.789	26.476	1'52.290	310,3	14:21'05.105	11	32.133	31.769	21.779	26.718	1'52.399	298,3	14:21'31.283
12	32.163	31.727	21.709	26.555	1'52.154	310,3	14:22'57.259	12	32.039	31.773	21.777	26.748	1'52.337	300,8	14:23'23.620
13	32.209	31.570	21.756	26.536	1'52.071	314,9	14:24'49.330	13	32.076	31.692	21.865	26.687	1'52.320	304,2	14:25'15.940
14	32.263	31.787	21.925	26.436	1'52.411	318,6	14:26'41.741	14	32.342	31.833	21.776	26.628	1'52.579	304,2	14:27'08.519
15	32.352	31.924	21.943	26.454	1'52.673	313,0	14:28'34.414	15	32.096	31.677	22.022	26.607	1'52.402	307,7	14:29'00.921
16	32.329	31.701	21.876	26.449	1'52.355	313,0	14:30'26.769	16	32.196	31.822	21.732	26.706	1'52.456	300,8	14:30'53.377
17	32.374	31.976	21.978	26.648	1'52.976	311,2	14:32'19.745	17	32.204	31.836	21.771	26.770	1'52.581	300,8	14:32'45.958
18	32.357	31.930	21.966	26.765	1'53.018	311,2	14:34'12.763	18	32.395	32.002	21.948	26.947	1'53.292	298,3	14:34'39.250

Race Time 33'45.948

Race Time 34'12.435

14° 44 L. MAHIAS (1'51.573)								17° 37 I. MYKHALCHYK (1'51.925)							
Lap	Seg1	Seg2	Seg3	Seg4	Lap Time	km/h	Local Time	Lap	Seg1	Seg2	Seg3	Seg4	Lap Time	km/h	Local Time
1		31.641	21.829	26.595	1'55.709	303,4	14:02'22.524	1		32.555	22.308	26.401	1'57.217	315,8	14:02'24.032
2	31.955	31.335	21.675	26.608	1'51.573	298,3	14:04'14.097	2	34.073	32.059	21.785	26.554	1'54.471	312,1	14:04'18.503
3	31.919	31.306	21.706	26.653	1'51.584	300,8	14:06'05.681	3	31.901	31.576	21.905	26.543	1'51.925	311,2	14:06'10.428
4	32.081	31.403	21.714	26.635	1'51.833	301,7	14:07'57.514	4	32.308	32.596	21.690	26.458	1'53.052	308,6	14:08'03.480
5	31.914	31.492	21.618	26.763	1'51.787	298,3	14:09'49.301	5	32.296	31.870	21.775	26.480	1'52.421	305,9	14:09'55.901
6	32.080	31.397	21.666	26.729	1'51.872	299,2	14:11'41.173	6	32.045	31.830	21.705	26.481	1'52.061	307,7	14:11'47.962
7	32.110	31.375	21.786	26.710	1'51.981	296,7	14:13'33.154	7	32.058	31.807	21.734	26.534	1'52.133	304,2	14:13'40.095
8	32.096	31.513	21.824	26.643	1'52.076	300,0	14:15'25.230	8	32.071	31.745	21.745	26.691	1'52.252	302,5	14:15'32.347
9	32.258	31.591	21.905	26.778	1'52.532	296,7	14:17'17.762	9	32.336	31.823	21.785	26.486	1'52.430	304,2	14:17'24.777
10	32.131	31.521	21.703	26.661	1'52.016	301,7	14:19'09.778	10	32.220	31.955	21.799	26.552	1'52.526	307,7	14:19'17.303
11	32.061	31.622	21.828	26.760	1'52.271	295,9	14:21'02.049	11	32.108	31.759	21.699	26.494	1'52.060	305,1	14:21'09.363
12	32.257	31.576	21.809	26.847	1'52.489	292,7	14:22'54.538	12	32.582	31.726	21.652	26.583	1'52.543	305,9	14:23'01.906
13	32.243	31.538	21.812	26.831	1'52.424	298,3	14:24'46.962	13	32.007	31.688	22.108	26.591	1'52.394	306,8	14:24'54.300
14	32.281	31.586	21.892	26.802	1'52.561	301,7	14:26'39.523	14	32.108	31.820	21.669	26.490	1'52.087	307,7	14:26'46.387
15	32.542	31.603	21.897	26.880	1'52.922	296,7	14:28'32.445	15	32.045	31.896	21.714	26.536	1'52.191	307,7	14:28'38.578
16	32.311	31.617	21.800	26.889	1'52.617	296,7	14:30'25.062	16	32.124	31.822	21.723	26.608	1'52.277	305,1	14:30'30.855
17	32.614	31.731	21.876	27.001	1'53.222	298,3	14:32'18.284	17	32.116	31.846	21.809	26.631	1'52.402	306,8	14:32'23.257
18	32.511	31.917	21.851	26.974	1'53.253	296,7	14:34'11.537	18	32.135	31.810	21.835	26.702	1'52.482	306,8	14:34'15.739

Race Time 33'44.722

Race Time 33'48.924

15° 2 R. TAMBURINI (1'51.596)								RET 3 K. NOZANE (1'51.948)							
Lap	Seg1	Seg2	Seg3	Seg4	Lap Time	km/h	Local Time	Lap	Seg1	Seg2	Seg3	Seg4	Lap Time	km/h	Local Time
1		32.336	21.703	26.376	1'55.931	309,5	14:02'22.746	1		31.844	21.771	26.573	1'55.898	307,7	14:02'22.713
2	32.030	31.396	21.631	26.579	1'51.636	304,2	14:04'14.382	2	32.362	31.448	21.702	26.609	1'52.121	305,1	14:04'14.834
3	31.920	31.464	21.646	26.566	1'51.596	306,8	14:06'05.978	3	32.262	31.558	21.697	26.678	1'52.195	307,7	14:06'07.029
4	31.977	31.573	21.666	26.573	1'51.789	306,8	14:07'57.767	4	31.833	31.638	21.707	26.770	1'51.948	305,1	14:07'58.977
5	31.948	31.637	21.744	26.634	1'51.963	302,5	14:09'49.730	5	31.982	31.806	21.745	26.785	1'52.318	302,5	14:09'51.295
6	32.347	31.738	21.880	26.501	1'52.466	307,7	14:11'42.196	6	32.161	31.654	21.753	26.853	1'52.421	303,4	14:11'43.716
7	32.086	31.613	21.701	26.550	1'51.950	304,2	14:13'34.146	7	32.173	31.857	21.832	26.879	1'52.741	299,2	14:13'36.457
8	32.228	31.638	21.785	26.662	1'52.313	300,0	14:15'26.459	8	32.203	31.707	21.820	26.950	1'52.680	298,3	14:15'29.137
9	32.302	31.674	21.841	26.634	1'52.451	300,0	14:17'18.910	9	32.245	31.744	21.871	26.876	1'52.736	298,3	14:17'21.873
10	32.235	31.769	21.785	26.486	1'52.275	305,1	14:19'11.185	10	32.359	31.930	21.969	26.852	1'53.110	300,8	14:19'14.983
11	32.236	31.794	21.780	26.623	1'52.433	301,7	14:21'03.618	11	32.283	31.933	22.018	26.955	1'53.189	297,5	14:21'08.172
12	32.334	31.806	21.827	26.692	1'52.659	303,4	14:22'56.277	12	32.332	31.978	21.878	26.962	1'53.150	297,5	14:23'01.322
13	32.361	31.811	21.852	26.651	1'52.675	305,1	14:24'48.952	13	32.320	31.892	22.081	27.171	1'53.464	302,5	14:24'54.786
14	32.299	31.833	21.837	26.597	1'52.566	306,8	14:26'41.518								
15	32.388	32.229	22.040	26.569	1'53.226	307,7	14:28'34.744								
16	32.420	31.864	21.837	26.634	1'52.755	303,4	14:30'27.499								
17	32.391	31.821	21.846	26.572	1'52.630	308,6	14:32'20.129								
18	32.450	32.017	21.945	26.910	1'53.322	300,0	14:34'13.451								

Race Time 33'46.636

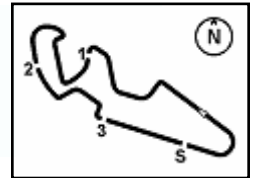
Race Time 24'27.971

16° 55 A. LOCATELLI (1'51.845)								19° 29 L. BERNARDI (1'52.219)							
Lap	Seg1	Seg2	Seg3	Seg4	Lap Time	km/h	Local Time	Lap	Seg1	Seg2	Seg3	Seg4	Lap Time	km/h	Local Time
1		31.309	21.646	26.357	1'53.521	310,3	14:02'20.336	1		32.077	22.028	26.372	1'56.746	322,4	14:02'23.561
2	32.098	1'00.478	22.975	26.722	2'22.273	297,5	14:04'42.609	2	36.537	31.543	21.736	26.367	1'56.183	312,1	14:04'19.744
3	31.926	31.764	21.704	26.646	1'52.040	300,8	14:06'34.649	3	32.518	32.399	21.921	26.651	1'53.489	316,7	14:06'13.233
4	31.931	31.603	21.737	26.574	1'51.845	300,8	14:08'26.494	4	32.664	32.095	21.788	26.704	1'53.251	310,3	14:08'06.484
5	31.845	31.648	21.698	26.680	1'51.871	300,0	14:10'18.365	5	32.492	32.123	22.050	26.563	1'53.228	309,5	14:09'59.712
								6	32.274	31.527	21.855	26.563	1'52.219	310,3	14:11'51.931
								7	32.386	31.761	21.706	26.616	1'52.469	307,7	14:13'44.400
								8	32.820	31.663	21.806	26.762	1'53.051	305,1	14:15'37.451
								9	32.486	31.705	21.912	26.627	1'52.730	307,7	14:17'30.181
								10	32.559	31.879	22.002	26.578	1'53.018	311,2	14:19'23.199

10/04/2022 P = Pits In/Out - C = Lap Time Cancelled

These data/results cannot be reproduced, stored and/or transmitted in whole or in part by any manner of electronic, mechanical, photocopying, recording, broadcasting or otherwise now known or herein after developed without the previous express consent by the copyright owner, except for reproduction in daily press and regular printed publications on sale to the public within 60 days of the event related to those data/results and always provided that copyright symbol appears together as follows below.

© DORNA WSBK ORGANIZATION Srl 2022



Pirelli Aragon Round, 8-10 April 2022

Chronological Analysis Race 2

Start at 14:00'26.815

4 / 5

11	32.258	31.734	22.056	26.626	1'52.674	308,6	14:21'15.873	11	32.578	32.080	22.029	27.093	1'53.780	294,3	14:21'23.899
12	32.389	31.760	21.807	26.652	1'52.608	306,8	14:23'08.481	12	32.814	32.169	22.119	27.336	1'54.438	293,5	14:23'18.337
13	32.615	31.800	22.089	26.718	1'53.222	310,3	14:25'01.703	13	32.923	32.103	22.179	26.920	1'54.125	304,2	14:25'12.462
14	32.593	32.241	22.004	26.598	1'53.436	311,2	14:26'55.139	14	32.609	32.579	22.278	27.046	1'54.512	298,3	14:27'06.974
15	32.590	31.695	21.759	26.652	1'52.696	308,6	14:28'47.835	15	32.815	32.224	22.047	27.070	1'54.156	297,5	14:29'01.130
16	32.293	31.919	21.785	26.723	1'52.720	307,7	14:30'40.555	16	32.702	32.237	22.019	27.052	1'54.010	298,3	14:30'55.140
17	32.664	31.865	21.882	26.691	1'53.102	307,7	14:32'33.657	17	32.735	32.236	22.051	27.127	1'54.149	297,5	14:32'49.289
18	32.448	31.823	22.209	27.005	1'53.485	305,9	14:34'27.142	18	32.547	32.262	22.100	27.096	1'54.005	296,7	14:34'43.294

Race Time 34'00.327

Race Time 34'16.479

20° 16 G. RUIU (1'52.461)								23° 52 O. KONIG (1'53.559)							
Lap	Seg1	Seg2	Seg3	Seg4	Lap Time	km/h	Local Time	Lap	Seg1	Seg2	Seg3	Seg4	Lap Time	km/h	Local Time
1		32.399	22.196	26.474	1'58.236	317,6	14:02'25.051	1		32.893	22.388	26.629	1'58.986	308,6	14:02'25.801
2	32.688	31.741	21.704	26.625	1'52.758	308,6	14:04'17.809	2	32.857	32.027	22.248	26.754	1'53.886	307,7	14:04'19.687
3	32.122	31.784	21.992	26.618	1'52.516	305,9	14:06'10.325	3	32.475	32.471	22.358	26.795	1'54.099	305,1	14:06'13.786
4	32.535	31.924	21.920	26.715	1'53.094	305,1	14:08'03.419	4	32.487	32.152	22.144	26.776	1'53.559	305,1	14:08'07.345
5	32.215	31.930	22.161	26.665	1'52.971	308,6	14:09'56.390	5	32.689	32.243	22.121	26.927	1'53.980	303,4	14:10'01.325
6	32.174	31.825	21.902	26.560	1'52.461	306,8	14:11'48.851	6	32.577	32.064	22.231	26.799	1'53.671	301,7	14:11'54.996
7	32.224	31.924	21.956	26.683	1'52.787	304,2	14:13'41.638	7	32.583	32.204	22.161	26.899	1'53.847	301,7	14:13'48.843
8	32.263	31.922	21.899	26.820	1'52.904	301,7	14:15'34.542	8	32.702	32.041	22.227	27.088	1'54.058	299,2	14:15'42.901
9	32.247	31.883	22.050	26.881	1'53.061	303,4	14:17'27.603	9	32.715	32.175	22.411	26.920	1'54.221	299,2	14:17'37.122
10	32.455	32.021	22.034	26.742	1'53.252	305,1	14:19'20.855	10	32.804	32.174	22.487	26.910	1'54.375	300,0	14:19'31.497
11	32.506	32.014	21.991	26.868	1'53.379	302,5	14:21'14.234	11	32.833	32.402	22.438	27.046	1'54.719	296,7	14:21'26.216
12	32.596	32.059	21.986	26.891	1'53.532	301,7	14:23'07.766	12	32.782	32.327	22.397	27.119	1'54.625	295,9	14:23'20.841
13	32.431	32.057	22.112	26.877	1'53.477	305,1	14:25'01.243	13	32.791	32.523	22.363	27.001	1'54.678	298,3	14:25'15.519
14	32.467	32.380	22.119	26.831	1'53.797	305,9	14:26'55.040	14	33.046	32.495	22.291	26.943	1'54.775	301,7	14:27'10.294
15	32.801	32.162	22.000	26.788	1'53.751	305,1	14:28'48.791	15	33.035	32.526	22.349	27.090	1'55.000	298,3	14:29'05.294
16	32.614	31.990	22.090	26.822	1'53.516	303,4	14:30'42.307	16	32.981	32.479	22.403	27.015	1'54.878	297,5	14:31'00.172
17	32.572	32.263	22.023	26.943	1'53.801	303,4	14:32'36.108	17	33.031	32.476	22.482	27.142	1'55.131	295,9	14:32'55.303
18	32.454	32.102	22.146	26.820	1'53.522	303,4	14:34'29.630	18	33.215	32.597	22.666	27.176	1'55.654	295,1	14:34'50.957

Race Time 34'02.815

Race Time 34'24.142

21° 23 C. PONSSON (1'52.670)								24° 36 L. MERCADO (1'53.608)							
Lap	Seg1	Seg2	Seg3	Seg4	Lap Time	km/h	Local Time	Lap	Seg1	Seg2	Seg3	Seg4	Lap Time	km/h	Local Time
1		32.572	22.194	26.882	1'58.395	305,9	14:02'25.210	1		32.644	22.100	26.693	1'57.812	309,5	14:02'24.627
2	32.625	31.916	21.926	26.740	1'53.207	301,7	14:04'18.417	2	33.083	32.438	22.255	26.859	1'54.635	306,8	14:04'19.262
3	32.622	31.744	21.845	26.809	1'53.020	300,0	14:06'11.437	3	32.504	32.676	21.925	26.810	1'53.915	306,8	14:06'13.177
4	32.237	31.914	21.839	26.910	1'52.900	301,7	14:08'04.337	4	32.547	32.246	22.209	26.895	1'53.897	305,1	14:08'07.074
5	32.231	31.767	21.873	26.809	1'52.680	300,0	14:09'57.017	5	32.639	32.080	22.058	26.831	1'53.608	308,6	14:10'00.682
6	32.247	31.813	21.834	26.776	1'52.670	300,0	14:11'49.687	6	32.630	32.100	22.001	26.915	1'53.646	309,5	14:11'54.328
7	32.259	31.795	21.882	26.895	1'52.831	297,5	14:13'42.518	7	32.572	32.222	22.058	27.038	1'53.890	300,8	14:13'48.218
8	32.402	31.837	21.876	27.048	1'53.163	295,1	14:15'35.681	8	32.701	32.202	22.044	27.203	1'54.150	296,7	14:15'42.368
9	32.405	31.922	21.945	27.022	1'53.294	296,7	14:17'28.975	9	32.706	32.150	22.062	27.069	1'53.987	299,2	14:17'36.355
10	32.342	31.919	21.863	26.897	1'53.021	299,2	14:19'21.996	10	32.824	32.186	22.111	26.777	1'53.898	303,4	14:19'30.253
11	32.296	31.923	22.009	26.937	1'53.165	296,7	14:21'15.161	11	32.686	32.141	22.078	26.948	1'53.853	303,4	14:21'24.106
12	32.407	31.947	21.867	26.998	1'53.219	297,5	14:23'08.380	12	32.830	32.190	22.167	27.010	1'54.197	305,1	14:23'18.303
13	32.411	31.850	22.037	26.951	1'53.249	300,0	14:25'01.629	13	32.750	32.210	22.141	27.223	1'54.324	300,8	14:25'12.627
14	32.524	32.249	22.278	26.874	1'53.925	302,5	14:26'55.554	14	32.695	32.509	22.323	26.969	1'54.496	300,0	14:27'07.123
15	32.521	32.122	22.051	26.864	1'53.558	300,8	14:28'49.112	15	32.841	32.243	22.466	26.895	1'54.445	304,2	14:29'01.568
16	32.571	32.147	22.104	27.044	1'53.866	297,5	14:30'42.978	16	32.762	32.319	22.062	27.031	1'54.174	303,4	14:30'55.742
17	32.525	32.065	22.012	27.001	1'53.603	298,3	14:32'36.581	17	32.802	32.311	22.294	26.982	1'54.389	300,8	14:32'50.131
18	32.484	32.080	22.055	27.045	1'53.664	296,7	14:34'30.245	18	32.794	32.368	22.413	27.199	1'54.774	300,8	14:34'44.905

Race Time 34'03.430

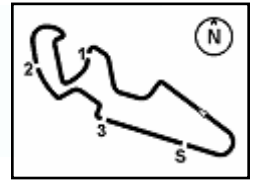
Race Time 34'18.090

22° 35 H. SYAHRIN (1'53.452)								25° 84 L. CRESSON (1'53.997)							
Lap	Seg1	Seg2	Seg3	Seg4	Lap Time	km/h	Local Time	Lap	Seg1	Seg2	Seg3	Seg4	Lap Time	km/h	Local Time
1		32.388	22.260	27.068	1'58.400	307,7	14:02'25.215	1		32.481	22.558	26.785	1'58.779	302,5	14:02'25.594
2	33.220	31.979	22.130	26.875	1'54.204	308,6	14:04'19.419	2	42.835	33.108	22.308	27.345	2'05.596	291,1	14:04'31.190
3	32.503	32.175	21.825	26.977	1'53.480	301,7	14:06'12.899	3	32.887	31.967	22.161	27.206	1'54.221	291,9	14:06'25.411
4	32.638	31.980	21.863	26.971	1'53.452	300,8	14:08'06.351	4	32.712	31.967	22.204	27.114	1'53.997	290,3	14:08'19.408
5	32.504	32.220	22.392	26.981	1'54.097	302,5	14:10'00.448	5	32.805	32.117	22.313	27.195	1'54.430	288,0	14:10'13.838
6	32.663	31.930	22.098	27.111	1'53.802	296,7	14:11'54.250	6	32.752	31.927	22.194	27.266	1'54.139	293,5	14:12'07.977
7	32.913	32.039	22.201	26.971	1'54.124	301,7	14:13'48.374	7	32.682	32.205	22.099	27.156	1'54.142	289,5	14:14'02.119
8	32.706	32.158	22.084	27.183	1'54.131	299,2	14:15'42.505	8	32.957	32.013	22.181	27.435	1'54.586	285,0	14:15'56.705
9	32.736	32.098	22.110	26.957	1'53.901	305,9	14:17'36.406	9	32.632	31.966	22.150	27.292	1'54.040	289,5	14:17'50.745
10	32.562	32.042	22.072	27.037	1'53.713	295,9	14:19'30.119	10	32.894	32.059	22.155	27.125	1'54.233	289,5	14:19'44.978

10/04/2022 P = Pits In/Out - C = Lap Time Cancelled

These data/results cannot be reproduced, stored and/or transmitted in whole or in part by any manner of electronic, mechanical, photocopying, recording, broadcasting or otherwise now known or herein after developed without the previous express consent by the copyright owner, except for reproduction in daily press and regular printed publications on sale to the public within 60 days of the event related to those data/results and always provided that copyright symbol appears together as follows below.

© DORNA WSBK ORGANIZATION Srl 2022



Pirelli Aragon Round, 8-10 April 2022
Chronological Analysis Race 2

Start at 14:00'26.815

11	32.877	32.118	22.118	27.329	1'54.442	285,7	14:21'39.420
12	32.826	32.047	22.297	27.290	1'54.460	287,2	14:23'33.880
13	32.742	32.089	22.226	27.166	1'54.223	289,5	14:25'28.103
14	32.797	32.644	22.350	27.194	1'54.985	295,1	14:27'23.088
15	32.857	32.028	22.259	27.290	1'54.434	291,1	14:29'17.522
16	32.789	32.326	22.283	27.347	1'54.745	289,5	14:31'12.267
17	32.915	32.280	22.296	27.311	1'54.802	290,3	14:33'07.069
18	33.011	32.334	22.324	27.388	1'55.057	287,2	14:35'02.126

Race Time 34'35.311

10/04/2022 P = Pits In/Dut - C = Lap Time Cancelled

These data/results cannot be reproduced, stored and/or transmitted in whole or in part by any manner of electronic, mechanical, photocopying, recording, broadcasting or otherwise now known or herein after developed without the previous express consent by the copyright owner, except for reproduction in daily press and regular printed publications on sale to the public within 60 days of the event related to those data/results and always provided that copyright symbol appears together as follows below.

© DORNA WSBK ORGANIZATION Srl 2022