

MotorLand Aragon 5.077 m

Pirelli Aragon Round, 8-10 April 2022

Biographical Entry List

No.	Rider (Abbreviation)	Age	Date of Birth	Place of Birth	Nat	Bike Team	Wins 2022	Podiums 2022	Pole 2022	Races 2022	Tyres	Class
1	1 RAZGATLIOGLU Toprak (Raz)	25	16/10/1996	Sakarya	TUR	Yamaha YZF R1 Pata Yamaha with Brixx WorldSBK	18	53	4	120	Pirelli	
2	2 TAMBURINI Roberto (Tam)	31	15/01/1991	Rimini	ITA	Yamaha YZF R1 Yamaha Motoxrcing WorldSBK Team					Pirelli	IND
3	3 NOZANE Kohta (Noz)	26	29/10/1995	Chiba Japan	JPN	Yamaha YZF R1 GYTR GRT Yamaha WorldSBK Team				34	Pirelli	IND
4	5 OETTL Philipp (Oet)	25	03/05/1996	Bad Reichenhall	GER	Ducati Panigale V4R Team Goeleven					Pirelli	IND
5	7 LECUONA Iker (Lec)	22	06/01/2000	Valencia	ESP	Honda CBR1000 RR-R Team HRC					Pirelli	
6**	16 RUIU Gabriele (Rui)	21	16/05/2000	Rome	ITA	BMW M1000RR Bmax Racing				6	Pirelli	IND
7	19 BAUTISTA Alvaro (Bau)	37	21/11/1984	Talavera de la Reina	ESP	Ducati Panigale V4R Aruba.it Racing - Ducati	16	27	4	97	Pirelli	
8	21 RINALDI Michael (Rin)	26	21/12/1995	Rimini	ITA	Ducati Panigale V4R Aruba.it Racing - Ducati	4	10		114	Pirelli	
9	22 LOWES Alex (Low)	31	14/09/1990	Lincoln	GBR	Kawasaki ZX-10RR Kawasaki Racing Team WorldSBK	2	29	1	220	Pirelli	
10	23 PONSSON Christophe (Pon)	26	23/12/1995	Lyon	FRA	Yamaha YZF R1 Cil Motor Sport-Yamaha				69	Pirelli	IND
11	29 BERNARDI Luca (Ber)	20	29/08/2001	San Marino	SMR	Ducati Panigale V4R BARNI Spark Racing Team					Pirelli	IND
12	31 GERLOFF Garrett (Ger)	26	01/08/1995	Spring	USA	Yamaha YZF R1 GYTR GRT Yamaha WorldSBK Team		5		59	Pirelli	IND
13	35 SYAHRIN Hafizh (Sya)	27	05/05/1994	Selangor	MAS	Honda CBR1000 RR-R MIE Racing Honda Team					Pirelli	IND
14	36 MERCADO Leandro (Mer)	30	15/02/1992	Cordoba	ARG	Honda CBR1000 RR-R MIE Racing Honda Team				155	Pirelli	IND
15	37 MYKHALCHYK Illia (Myk)	25	17/08/1996	Kyiv	UKR	BMW M1000RR BMW Motorrad WorldSBK Team					Pirelli	
16	44 MAHIAS Lucas (Mah)	32	14/04/1989	Mont de Marsan	FRA	Kawasaki ZX-10RR Kawasaki Puccetti Racing				23	Pirelli	IND
17	45 REDDING Scott (Red)	29	04/01/1993	Gloucester	GBR	BMW M1000RR BMW Motorrad WorldSBK Team	12	37	2	61	Pirelli	
18	47 BASSANI Axel (Bas)	22	24/07/1999	Feltre	ITA	Ducati Panigale V4R Motocorsa Racing		1		37	Pirelli	IND
19	50 LAVERTY Eugene (Lav)	35	03/06/1986	Toomebridge	IRL	BMW M1000RR Bonovo Action BMW	13	35	4	216	Pirelli	IND
20	52 KONIG Oliver (Kon)	20	18/03/2002	Praha	CZE	Kawasaki ZX-10RR Orelac Racing Verdnatura				1	Pirelli	IND
21	55 LOCATELLI Andrea (Loc)	25	16/10/1996	Alzano Lombardo	ITA	Yamaha YZF R1 Pata Yamaha with Brixx WorldSBK		4		37	Pirelli	
22	65 REA Jonathan (Rea)	35	02/02/1987	Ballymena	GBR	Kawasaki ZX-10RR Kawasaki Racing Team WorldSBK	112	215	35	341	Pirelli	
23	76 BAZ Loris (Baz)	29	01/02/1993	Sallanches	FRA	BMW M1000RR Bonovo Action BMW	2	20	2	138	Pirelli	IND
24	84 CRESSON Loris (Cre)	23	14/08/1998	Braine L'Alleud	BEL	Kawasaki ZX-10RR TPR Team Pedercini Racing				35	Pirelli	IND
25	97 VIERGE Xavi (Vie)	24	30/04/1997	Barcelona	ESP	Honda CBR1000 RR-R Team HRC					Pirelli	

Pirelli Aragon Round, 8-10 April 2022

Results Free Practice 1st Session

1 / 2

No.	Rider	Nat	Team	Bike	Class	Time	Gap	Rel.	Laps	Speed	
										Avg	Max
1	65 J. REA	GBR	Kawasaki Racing Team WorldSBK	Kawasaki ZX-10RR		1'49.301			14	167,219	311,2
2	1 T. RAZGATLIOGLU	TUR	Pata Yamaha with Brixx WorldSBK	Yamaha YZF R1		1'49.665	0.364	0.364	13	166,664	314,0
3	21 M. RINALDI	ITA	Aruba.it Racing - Ducati	Ducati Panigale V4R		1'50.000	0.699	0.335	16	166,156	315,8
4	22 A. LOWES	GBR	Kawasaki Racing Team WorldSBK	Kawasaki ZX-10RR		1'50.064	0.763	0.064	18	166,060	316,7
5	19 A. BAUTISTA	ESP	Aruba.it Racing - Ducati	Ducati Panigale V4R		1'50.108	0.807	0.044	18	165,993	317,6
6	31 G. GERLOFF	USA	GYTR GRT Yamaha WorldSBK Team	Yamaha YZF R1	IND	1'50.269	0.968	0.161	17	165,751	310,3
7	76 L. BAZ	FRA	Bonovo Action BMW	BMW M1000RR	IND	1'50.336	1.035	0.067	15	165,650	317,6
8	55 A. LOCATELLI	ITA	Pata Yamaha with Brixx WorldSBK	Yamaha YZF R1		1'50.442	1.141	0.106	16	165,491	314,0
9	7 I. LECUONA	ESP	Team HRC	Honda CBR1000 RR-R		1'50.540	1.239	0.098	18	165,345	320,5
10	5 P. OETTL	GER	Team GoEleven	Ducati Panigale V4R	IND	1'50.641	1.340	0.101	18	165,194	314,9
11	37 I. MYKHALCHYK	UKR	BMW Motorrad WorldSBK Team	BMW M1000RR		1'50.799	1.498	0.158	17	164,958	315,8
12	97 X. VIERGE	ESP	Team HRC	Honda CBR1000 RR-R		1'50.867	1.566	0.068	15	164,857	319,5
13	44 L. MAHIAS	FRA	Kawasaki Puccetti Racing	Kawasaki ZX-10RR	IND	1'51.115	1.814	0.248	14	164,489	307,7
14	2 R. TAMBURINI	ITA	Yamaha Motox Racing WorldSBK Team	Yamaha YZF R1	IND	1'51.223	1.922	0.108	12	164,329	309,5
15	47 A. BASSANI	ITA	Motocorsa Racing	Ducati Panigale V4R	IND	1'51.399	2.098	0.176	17	164,070	317,6
16	45 S. REDDING	GBR	BMW Motorrad WorldSBK Team	BMW M1000RR		1'51.550	2.249	0.151	16	163,848	316,7
17	3 K. NOZANE	JPN	GYTR GRT Yamaha WorldSBK Team	Yamaha YZF R1	IND	1'51.622	2.321	0.072	17	163,742	313,0
18	50 E. LAVERTY	IRL	Bonovo Action BMW	BMW M1000RR	IND	1'51.825	2.524	0.203	12	163,445	317,6
19	29 L. BERNARDI	SMR	BARNI Spark Racing Team	Ducati Panigale V4R	IND	1'51.916	2.615	0.091	17	163,312	315,8
20	16 G. RUJU	ITA	Bmax Racing	BMW M1000RR	IND	1'52.757	3.456	0.841	11	162,094	314,9
21	23 C. PONSSON	FRA	Gil Motor Sport-Yamaha	Yamaha YZF R1	IND	1'52.882	3.581	0.125	15	161,914	305,1
22	52 O. KONIG	CZE	Orelac Racing Verdnatura	Kawasaki ZX-10RR	IND	1'53.182	3.881	0.300	16	161,485	305,1
23	36 L. MERCADO	ARG	MIE Racing Honda Team	Honda CBR1000 RR-R	IND	1'53.628	4.327	0.446	16	160,851	307,7
Out 105% in this Session											
24	84 L. CRESSON	BEL	TPR Team Pedercini Racing	Kawasaki ZX-10RR	IND	1'54.783	5.482	1.155	6	159,233	299,2
25	35 H. SYAHRIN	MAS	MIE Racing Honda Team	Honda CBR1000 RR-R	IND	1'55.244	5.943	0.461	1	158,596	301,7

Qualifying Lap Time (105% of 1'49.301): **1'54.767**

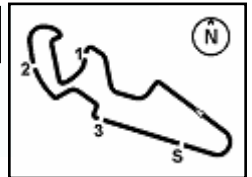
AIR	Humidity:	52%	Temp:	16°C
TRACK	Condition:	Dry	Temp:	23°C

Records	Pole	(SP)	2021 J.Rea	1'48.458	168,520	Km/h
	Race	(SPRC)	2020 J.Rea	1'49.620	166,730	Km/h
	All Times	(SP)	2021 J.Rea	1'48.458	168,520	Km/h

Start 08/04/2022 10:30 End 11:17 The results are provisional until the end of the time limit for protests and appeals and the completion of the technical checks.

These data/results cannot be reproduced, stored and/or transmitted in whole or in part by any manner of electronic, mechanical, photocopying, recording, broadcasting or otherwise now known or herein after developed without the previous express consent by the copyright owner, except for reproduction in daily press and regular printed publications on sale to the public within 60 days of the event related to those data/results and always provided that copyright symbol appears together as follows below.

© DORNA WSBK ORGANIZATION Srl 2022

**Pirelli Aragon Round, 8-10 April 2022**
Results Free Practice 1st Session**Session Highlights**

Local Time	No. Rider	Description
10.30.15		WorldSBK Pit Intervention Time: 56sec
10.34.53	35 H. SYAHRIN	On Asphalt - Re-Joined - Turn 1
10.36.54	35 H. SYAHRIN	Stop - Technical Problem
10.37.16	35 H. SYAHRIN	Technical Problem - Turn 15
10.51.34	84 L. CRESSON	Technical Problem - Re-Joined - Turn 8
11.14.05	44 L. MAHIAS	Crashed - Turn 2
11.16.24	2 R. TAMBURINI	Technical Problem - Turn 9
11.17.38		End Of Session

Fastest Laps Sequence

No.	Rider	Nat	Team	Bike	Local Time	Time	Gap	Avg
65	J. REA	GBR	Kawasaki Racing Team WorldSBK	Kawasaki ZX-10RR	10:33'38.339	1'49.301		167,219

08/04/2022 Start End The results are provisional until the end of the time limit for protests and appeals
10:30 11:17 and the completion of the technical checks.

These data/results cannot be reproduced, stored and/or transmitted in whole or in part by any manner of electronic, mechanical, photocopying, recording, broadcasting or otherwise now known or herein after developed without the previous express consent by the copyright owner, except for reproduction in daily press and regular printed publications on sale to the public within 60 days of the event related to those data/results and always provided that copyright symbol appears together as follows below.

© DORNA WSBK ORGANIZATION Srl 2022

Pirelli Aragon Round, 8-10 April 2022

Best Sectors & Speed Free Practice 1st Session

BEST LAP			
1	65	J. REA	Kawasaki ZX-10RR 1'49.301
2	1	T. RAZGATLIOGLU	Yamaha YZF R1 1'49.665
3	21	M. RINALDI	Ducati Panigale V4R 1'50.000
4	22	A. LOWES	Kawasaki ZX-10RR 1'50.064
5	19	A. BAUTISTA	Ducati Panigale V4R 1'50.108
6	31	G. GERLOFF	Yamaha YZF R1 1'50.269
7	76	L. BAZ	BMW M1000RR 1'50.336
8	55	A. LOCATELLI	Yamaha YZF R1 1'50.442
9	7	I. LECUONA	Honda CBR1000 RR-R 1'50.540
10	5	P. OETTL	Ducati Panigale V4R 1'50.641
11	37	I. MYKHALCHYK	BMW M1000RR 1'50.799
12	97	X. VIERGE	Honda CBR1000 RR-R 1'50.867
13	44	L. MAHIAS	Kawasaki ZX-10RR 1'51.115
14	2	R. TAMBURINI	Yamaha YZF R1 1'51.223
15	47	A. BASSANI	Ducati Panigale V4R 1'51.399
16	45	S. REDDING	BMW M1000RR 1'51.550
17	3	K. NOZANE	Yamaha YZF R1 1'51.622
18	50	E. LAVERTY	BMW M1000RR 1'51.825
19	29	L. BERNARDI	Ducati Panigale V4R 1'51.916
20	16	G. RUIJU	BMW M1000RR 1'52.757
21	23	C. PONSSON	Yamaha YZF R1 1'52.882
22	52	O. KONIG	Kawasaki ZX-10RR 1'53.182
23	36	L. MERCADO	Honda CBR1000 RR-R 1'53.628
24	84	L. CRESSON	Kawasaki ZX-10RR 1'54.783
25	35	H. SYAHRIN	Honda CBR1000 RR-R 1'55.244

SPEED			
1	7	I. LECUONA	Honda CBR1000 RR-R 320.5
2	97	X. VIERGE	Honda CBR1000 RR-R 319.5
3	19	A. BAUTISTA	Ducati Panigale V4R 317.6
4	47	A. BASSANI	Ducati Panigale V4R 317.6
5	50	E. LAVERTY	BMW M1000RR 317.6
6	76	L. BAZ	BMW M1000RR 317.6
7	22	A. LOWES	Kawasaki ZX-10RR 316.7
8	45	S. REDDING	BMW M1000RR 316.7
9	37	I. MYKHALCHYK	BMW M1000RR 315.8
10	21	M. RINALDI	Ducati Panigale V4R 315.8
11	29	L. BERNARDI	Ducati Panigale V4R 315.8
12	16	G. RUIJU	BMW M1000RR 314.9
13	5	P. OETTL	Ducati Panigale V4R 314.9
14	1	T. RAZGATLIOGLU	Yamaha YZF R1 314.0
15	55	A. LOCATELLI	Yamaha YZF R1 314.0
16	3	K. NOZANE	Yamaha YZF R1 313.0
17	65	J. REA	Kawasaki ZX-10RR 311.2
18	31	G. GERLOFF	Yamaha YZF R1 310.3
19	2	R. TAMBURINI	Yamaha YZF R1 309.5
20	44	L. MAHIAS	Kawasaki ZX-10RR 307.7
21	36	L. MERCADO	Honda CBR1000 RR-R 307.7
22	23	C. PONSSON	Yamaha YZF R1 305.1
23	52	O. KONIG	Kawasaki ZX-10RR 305.1
24	35	H. SYAHRIN	Honda CBR1000 RR-R 301.7
25	84	L. CRESSON	Kawasaki ZX-10RR 299.2

SEG. 1			SEG. 2			SEG. 3			SEG. 4						
1	65	J. REA	31.311	1	65	J. REA	30.746	1	1	T. RAZGATLIOGLU	21.096	1	65	J. REA	25.951
2	1	T. RAZGATLIOGLU	31.317	2	1	T. RAZGATLIOGLU	30.912	2	65	J. REA	21.163	2	19	A. BAUTISTA	25.988
3	21	M. RINALDI	31.403	3	21	M. RINALDI	30.970	3	7	I. LECUONA	21.283	3	1	T. RAZGATLIOGLU	26.087
4	76	L. BAZ	31.426	4	22	A. LOWES	31.007	4	31	G. GERLOFF	21.332	4	22	A. LOWES	26.124
5	19	A. BAUTISTA	31.475	5	31	G. GERLOFF	31.010	5	76	L. BAZ	21.336	5	5	P. OETTL	26.170
6	55	A. LOCATELLI	31.518	6	19	A. BAUTISTA	31.039	6	22	A. LOWES	21.349	6	21	M. RINALDI	26.173
7	31	G. GERLOFF	31.574	7	76	L. BAZ	31.056	7	21	M. RINALDI	21.359	7	97	X. VIERGE	26.190
8	22	A. LOWES	31.584	8	7	I. LECUONA	31.125	8	37	I. MYKHALCHYK	21.383	8	37	I. MYKHALCHYK	26.211
9	5	P. OETTL	31.613	9	47	A. BASSANI	31.169	9	19	A. BAUTISTA	21.437	9	31	G. GERLOFF	26.225
10	37	I. MYKHALCHYK	31.669	10	44	L. MAHIAS	31.172	10	55	A. LOCATELLI	21.445	10	47	A. BASSANI	26.279
11	97	X. VIERGE	31.670	11	55	A. LOCATELLI	31.196	11	97	X. VIERGE	21.468	11	55	A. LOCATELLI	26.279
12	7	I. LECUONA	31.679	12	5	P. OETTL	31.206	12	5	P. OETTL	21.543	12	45	S. REDDING	26.299
13	3	K. NOZANE	31.744	13	29	L. BERNARDI	31.353	13	2	R. TAMBURINI	21.598	13	7	I. LECUONA	26.332
14	2	R. TAMBURINI	31.757	14	3	K. NOZANE	31.355	14	45	S. REDDING	21.601	14	76	L. BAZ	26.362
15	44	L. MAHIAS	31.763	15	37	I. MYKHALCHYK	31.370	15	29	L. BERNARDI	21.640	15	50	E. LAVERTY	26.380
16	47	A. BASSANI	31.879	16	2	R. TAMBURINI	31.385	16	50	E. LAVERTY	21.644	16	2	R. TAMBURINI	26.397
17	45	S. REDDING	31.930	17	97	X. VIERGE	31.428	17	3	K. NOZANE	21.661	17	44	L. MAHIAS	26.456
18	50	E. LAVERTY	32.074	18	45	S. REDDING	31.507	18	44	L. MAHIAS	21.664	18	29	L. BERNARDI	26.473
19	29	L. BERNARDI	32.157	19	50	E. LAVERTY	31.570	19	47	A. BASSANI	21.776	19	3	K. NOZANE	26.527
20	16	G. RUIJU	32.243	20	23	C. PONSSON	31.770	20	52	O. KONIG	21.845	20	16	G. RUIJU	26.611
21	23	C. PONSSON	32.326	21	16	G. RUIJU	31.791	21	23	C. PONSSON	21.853	21	52	O. KONIG	26.691
22	52	O. KONIG	32.491	22	52	O. KONIG	31.919	22	16	G. RUIJU	21.907	22	23	C. PONSSON	26.735
23	36	L. MERCADO	32.507	23	36	L. MERCADO	32.103	23	36	L. MERCADO	22.021	23	36	L. MERCADO	26.895
24	84	L. CRESSON	32.935	24	35	H. SYAHRIN	32.245	24	84	L. CRESSON	22.412	24	84	L. CRESSON	27.048
25	35	H. SYAHRIN	33.031	25	84	L. CRESSON	32.355	25	35	H. SYAHRIN	22.429	25	35	H. SYAHRIN	27.409

08/04/2022

These data/results cannot be reproduced, stored and/or transmitted in whole or in part by any manner of electronic, mechanical, photocopying, recording, broadcasting or otherwise now known or herein after developed without the previous express consent by the copyright owner, except for reproduction in daily press and regular printed publications on sale to the public within 60 days of the event related to those data/results and always provided that copyright symbol appears together as follows below.

© DORNA WSBK ORGANIZATION Srl 2022

Pirelli Aragon Round, 8-10 April 2022

Ideal Times Free Practice 1st Session

No. Rider	Nat	Bike	Seg. 1 Diff. 1	Seg. 2 Diff. 2	Seg. 3 Diff. 3	Seg. 4 Diff. 4	Ideal Time Best Lap	Pos.	Diff.
1 65 J. REA	GBR	Kawasaki ZX-10RR	31.311	30.746	21.163 +0.130	25.951	1'49.171 1'49.301	1	0.130
2 1 T. RAZGATLIOGLU	TUR	Yamaha YZF R1	31.317 +0.088	30.912	21.096	26.087 +0.165	1'49.412 1'49.665	2	0.253
3 21 M. RINALDI	ITA	Ducati Panigale V4R	31.403	30.970	21.359	26.173 +0.095	1'49.905 1'50.000	3	0.095
4 19 A. BAUTISTA	ESP	Ducati Panigale V4R	31.475 +0.023	31.039 +0.057	21.437 +0.073	25.988 +0.016	1'49.939 1'50.108	5	0.169
5 22 A. LOWES	GBR	Kawasaki ZX-10RR	31.584	31.007	21.349	26.124	1'50.064 1'50.064	4	
6 31 G. GERLOFF	USA	Yamaha YZF R1	31.574	31.010	21.332	26.225 +0.128	1'50.141 1'50.269	6	0.128
7 76 L. BAZ	FRA	BMW M1000RR	31.426	31.056	21.336	26.362 +0.156	1'50.180 1'50.336	7	0.156
8 7 I. LECUONA	ESP	Honda CBR1000 RR-R	31.679	31.125	21.283 +0.098	26.332 +0.023	1'50.419 1'50.540	9	0.121
9 55 A. LOCATELLI	ITA	Yamaha YZF R1	31.518	31.196 +0.004	21.445	26.279	1'50.438 1'50.442	8	0.004
10 5 P. OETTL	GER	Ducati Panigale V4R	31.613	31.206	21.543 +0.109	26.170	1'50.532 1'50.641	10	0.109
11 37 I. MYKHALCHYK	UKR	BMW M1000RR	31.669 +0.064	31.370 +0.090	21.383	26.211 +0.012	1'50.633 1'50.799	11	0.166
12 97 X. VIERGE	ESP	Honda CBR1000 RR-R	31.670	31.428 +0.111	21.468	26.190	1'50.756 1'50.867	12	0.111
13 44 L. MAHIAS	FRA	Kawasaki ZX-10RR	31.763	31.172	21.664	26.456 +0.060	1'51.055 1'51.115	13	0.060
14 47 A. BASSANI	ITA	Ducati Panigale V4R	31.879	31.169 +0.157	21.776 +0.099	26.279 +0.040	1'51.103 1'51.399	15	0.296
15 2 R. TAMBURINI	ITA	Yamaha YZF R1	31.757	31.385	21.598	26.397 +0.086	1'51.137 1'51.223	14	0.086
16 3 K. NOZANE	JPN	Yamaha YZF R1	31.744	31.355 +0.114	21.661 +0.079	26.527 +0.142	1'51.287 1'51.622	17	0.335
17 45 S. REDDING	GBR	BMW M1000RR	31.930 +0.151	31.507	21.601 +0.062	26.299	1'51.337 1'51.550	16	0.213
18 29 L. BERNARDI	SMR	Ducati Panigale V4R	32.157 +0.071	31.353 +0.091	21.640 +0.003	26.473 +0.128	1'51.623 1'51.916	19	0.293
19 50 E. LAVERTY	IRL	BMW M1000RR	32.074 +0.094	31.570	21.644 +0.063	26.380	1'51.668 1'51.825	18	0.157
20 16 G. RUIJ	ITA	BMW M1000RR	32.243 +0.094	31.791	21.907 +0.075	26.611 +0.036	1'52.552 1'52.757	20	0.205
21 23 C. PONSSON	FRA	Yamaha YZF R1	32.326 +0.187	31.770 +0.011	21.853	26.735	1'52.684 1'52.882	21	0.198
22 52 D. KONIG	CZE	Kawasaki ZX-10RR	32.491	31.919 +0.044	21.845	26.691 +0.192	1'52.946 1'53.182	22	0.236
23 36 L. MERCADO	ARG	Honda CBR1000 RR-R	32.507	32.103 +0.065	22.021	26.895 +0.037	1'53.526 1'53.628	23	0.102
24 84 L. CRESSON	BEL	Kawasaki ZX-10RR	32.935	32.355	22.412 +0.033	27.048	1'54.750 1'54.783	24	0.033
25 35 H. SYHRIN	MAS	Honda CBR1000 RR-R	33.031	32.245	22.429	27.409 +0.130	1'55.114 1'55.244	25	0.130
Overall Ideal Time			31.311	30.746	21.096	25.951	1'49.104		

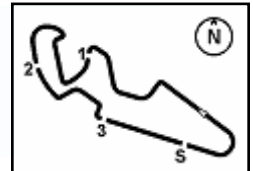
08/04/2022

These data/results cannot be reproduced, stored and/or transmitted in whole or in part by any manner of electronic, mechanical, photocopying, recording, broadcasting or otherwise now known or herein after developed without the previous express consent by the copyright owner, except for reproduction in daily press and regular printed publications on sale to the public within 60 days of the event related to those data/results and always provided that copyright symbol appears together as follows below.

© DORNA WSBK ORGANIZATION Srl 2022

FIGR PERUGIA TIMING





Pirelli Aragon Round, 8-10 April 2022

Chronological Analysis Free Practice 1st Session

1 / 4

1° 65 J. REA [1'49.301]							
Lap	Seg1	Seg2	Seg3	Seg4	Lap Time	km/h	Local Time
1		31.976	21.840	26.072	308,6	10:31'49.038	
2	31.311	30.746	21.293	25.951	1'49.301	310,3	10:33'38.339
3	31.318	30.810	21.163	26.015	1'49.306	310,3	10:35'27.645
4	31.346	30.924	21.186	26.150	1'49.606	308,6	10:37'17.251
5	31.311	31.030	21.322	26.150	1'49.813	308,6	10:39'07.064
6	33.196	32.263	22.108	31.912	1'59.479P	309,5	10:41'06.543
7	11'11.698	33.612	22.644	26.582	12'34.536P	305,9	10:53'41.079
8	31.722	31.087	21.521	26.189	1'50.519	311,2	10:55'31.598
9	31.371	30.981	21.361	26.260	1'49.973	309,5	10:57'21.571
10	31.516	31.322	21.517	26.230	1'50.585	309,5	10:59'12.156
11	31.524	31.211	21.497	26.317	1'50.549	309,5	11:01'02.705
12	31.574	31.128	21.427	26.231	1'50.360	310,3	11:02'53.065
13	31.577	31.347	21.657	31.540	1'56.121P	310,3	11:04'49.186
14	7'52.956	31.840	23.159	26.640	9'14.595P	307,7	11:14'03.781
15	31.654	31.147	21.476	26.469	1'50.746	307,7	11:15'54.527

6	31.741	31.355	21.551	26.341	1'50.988	311,2	10:41'10.504
7	31.749	31.418	21.673	26.558	1'51.398	310,3	10:43'01.902
8	41.230	32.984	21.995	26.671	2'02.880	310,3	10:45'04.782
9	38.563	32.133	23.295	33.593	2'07.584P	309,5	10:47'12.366
10	10'03.538	35.527	22.549	26.756	11'28.370P	307,7	10:58'40.736
11	32.066	31.386	21.610	26.479	1'51.541	314,9	11:00'32.277
12	32.148	31.436	21.678	26.477	1'51.739	310,3	11:02'24.016
13	31.919	31.474	21.531	26.612	1'51.536	311,2	11:04'15.552
14	31.911	31.436	21.527	26.593	1'51.467	309,5	11:06'07.019
15	32.027	31.527	21.608	26.682	1'51.844	308,6	11:07'58.863
16	31.889	31.540	21.972	26.742	1'52.143	309,5	11:09'51.006
17	31.945	31.446	21.604	26.740	1'51.735	311,2	11:11'42.741
18	37.982	32.666	22.275	27.051	1'59.974	305,1	11:13'42.715
19	32.104	31.446	21.611	26.742	1'51.903	309,5	11:15'34.618

2° 1 T. RAZGATLIOGLU [1'49.665]							
Lap	Seg1	Seg2	Seg3	Seg4	Lap Time	km/h	Local Time
1							10:31'53.775
2	31.654	31.305	21.430	26.177	1'50.566	311,2	10:33'44.341
3	31.419	31.268	21.256	26.191	1'50.134	311,2	10:35'34.475
4	31.585	31.162	21.406	26.261	1'50.414	310,3	10:37'24.889
5	31.437	31.212	21.371	26.087	1'50.107	314,0	10:39'14.996
6	32.185	31.627	21.673	32.216	1'57.701P	314,0	10:41'12.697
7	7'02.321	32.519	21.861	26.495	8'23.196P	307,7	10:49'35.893
8	31.667	31.219	21.400	32.963	1'57.249P	311,2	10:51'33.142
9	8'05.303	31.856	21.663	26.444	9'25.266P	308,6	11:00'58.408
10	31.752	31.233	21.306	26.357	1'50.648	312,1	11:02'49.056
11	31.836	32.690	21.732	32.339	1'58.597P	309,5	11:04'47.653
12	5'49.221	32.559	21.848	26.424	7'10.052P	307,7	11:11'57.705
13	31.405	30.912	21.096	26.252	1'49.665	309,5	11:13'47.370
14	31.317	30.942	21.237	26.245	1'49.741	310,3	11:15'37.111

5° 19 A. BAUTISTA [1'50.108]							
Lap	Seg1	Seg2	Seg3	Seg4	Lap Time	km/h	Local Time
1		32.096	22.061	26.251		314,9	10:32'06.320
2	31.636	31.385	21.561	26.016	1'50.598	315,8	10:33'56.918
3	31.475	31.331	21.561	26.163	1'50.530	314,9	10:35'47.448
4	31.498	31.096	21.510	26.004	1'50.108	314,9	10:37'37.556
5	31.544	31.049	21.490	26.118	1'50.201	317,6	10:39'27.757
6	31.480	31.400	21.759	25.988	1'50.627	316,7	10:41'18.384
7	31.531	31.187	21.443	26.274	1'50.435	316,7	10:43'08.819
8	31.541	31.215	21.614	26.158	1'50.528	314,9	10:44'59.347
9	31.626	31.039	21.481	26.198	1'50.344	314,9	10:46'49.691
10	31.508	31.072	21.437	26.238	1'50.255	315,8	10:48'39.946
11	33.201	32.092	22.450	32.499	2'00.242P	314,9	10:50'40.188
12	11'18.287	32.190	21.956	26.072	12'38.505P	317,6	11:03'18.693
13	31.542	31.296	21.455	26.152	1'50.445	317,6	11:05'09.138
14	31.561	31.296	21.441	26.222	1'50.520	313,0	11:06'59.658
15	31.729	31.165	21.560	26.319	1'50.773	314,9	11:08'50.431
16	31.512	31.242	21.633	26.273	1'50.660	314,9	11:10'41.091
17	31.773	31.214	21.796	26.348	1'51.131	315,8	11:12'32.222
18	31.850	31.498	21.791	26.362	1'51.501	314,0	11:14'23.723
19	31.840	31.506	21.773	26.595	1'51.714	314,0	11:16'15.437

3° 21 M. RINALDI [1'50.000]							
Lap	Seg1	Seg2	Seg3	Seg4	Lap Time	km/h	Local Time
1		32.555	22.573	26.594		309,5	10:32'50.062
2	31.813	31.193	21.553	26.185	1'50.744	314,9	10:34'40.806
3	31.526	31.021	21.452	26.173	1'50.172	312,1	10:36'30.978
4	31.694	31.186	21.447	26.233	1'50.560	314,0	10:38'21.538
5	31.731	31.186	21.657	26.280	1'50.854	314,0	10:40'12.392
6	31.798	31.347	21.665	26.420	1'51.230	314,9	10:42'03.622
7	31.777	31.226	21.533	26.303	1'50.839	315,8	10:43'54.461
8	33.298	32.262	23.155	33.562	2'02.277P	308,6	10:45'56.738
9	11'00.983	31.942	21.998	26.475	12'21.398P	312,1	10:58'18.136
10	31.838	31.303	21.565	26.369	1'51.075	312,1	11:00'09.211
11	31.776	31.224	21.586	26.252	1'50.838	315,8	11:02'00.049
12	31.776	31.245	21.525	26.254	1'50.800	315,8	11:03'50.849
13	31.808	31.331	21.574	26.341	1'51.054	314,9	11:05'41.903
14	31.827	31.398	21.595	33.395	1'58.215P	307,7	11:07'40.118
15	2'26.259	31.410	21.881	26.432	3'45.982P	311,2	11:11'26.100
16	31.403	30.970	21.359	26.268	1'50.000	314,0	11:13'16.100
17	41.254	32.466	22.825	34.826	2'11.371P	303,4	11:15'27.471

6° 31 G. GERLOFF [1'50.269]							
Lap	Seg1	Seg2	Seg3	Seg4	Lap Time	km/h	Local Time
1		32.473	21.982	26.612		305,9	10:33'04.361
2	31.809	31.067	21.504	26.248	1'50.628	308,6	10:34'54.989
3	31.574	31.010	21.332	26.353	1'50.269	307,7	10:36'45.258
4	31.805	31.150	21.387	26.225	1'50.567	309,5	10:38'35.825
5	32.504	31.461	21.385	26.384	1'51.734	307,7	10:40'27.559
6	31.633	31.320	21.389	26.385	1'50.727	310,3	10:42'18.286
7	31.821	31.151	21.386	26.509	1'50.867	307,7	10:44'09.153
8	31.806	31.346	21.440	26.389	1'50.981	305,9	10:46'00.134
9	31.788	31.110	21.543	26.445	1'50.886	307,7	10:47'51.020
10	31.842	31.141	21.641	26.431	1'51.055	306,8	10:49'42.075
11	32.854	32.295	21.993	33.013	2'00.155P	310,3	10:51'42.230
12	11'51.285	31.927	22.001	26.810	13'12.023P	307,7	11:04'54.253
13	32.104	31.470	21.663	26.570	1'51.807	306,8	11:06'46.060
14	31.797	31.228	21.603	26.703	1'51.331	305,9	11:08'37.391
15	32.283	31.412	21.689	26.589	1'51.973	306,8	11:10'29.364
16	31.759	31.254	21.467	26.650	1'51.130	307,7	11:12'20.494
17	31.906	31.439	21.541	26.683	1'51.569	306,8	11:14'12.063
18	31.944	31.377	21.419	26.804	1'51.544	306,8	11:16'03.607

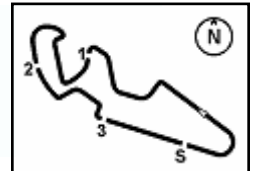
4° 22 A. LOWES [1'50.064]							
Lap	Seg1	Seg2	Seg3	Seg4	Lap Time	km/h	Local Time
1		32.033	22.074	26.764		308,6	10:31'56.310
2	31.584	31.007	21.349	26.124	1'50.064	313,0	10:33'46.374
3	31.630	31.209	21.751	26.361	1'50.951	316,7	10:35'37.325
4	31.758	31.451	21.531	26.375	1'51.115	311,2	10:37'28.440
5	31.717	31.347	21.601	26.411	1'51.076	310,3	10:39'19.516

7° 76 L. BAZ [1'50.336]							
Lap	Seg1	Seg2	Seg3	Seg4	Lap Time	km/h	Local Time
1		32.592	22.201	33.599		309,5	10:31'59.299
2	3'39.086	31.758	21.748	26.563	4'59.155P	308,6	10:36'58.454
3	31.665	31.180	21.421	26.362	1'50.628	311,2	10:38'49.082

08/04/2022 P = Pits In/Out - C = Lap Time Cancelled

These data/results cannot be reproduced, stored and/or transmitted in whole or in part by any manner of electronic, mechanical, photocopying, recording, broadcasting or otherwise now known or herein after developed without the previous express consent by the copyright owner, except for reproduction in daily press and regular printed publications on sale to the public within 60 days of the event related to those data/results and always provided that copyright symbol appears together as follows below.

© DORNA WSBK ORGANIZATION Srl 2022



Pirelli Aragon Round, 8-10 April 2022

Chronological Analysis Free Practice 1st Session

2 / 4

4	31.632	31.093	21.505	26.524	1'50.754	310,3	10:40'39.836	6	32.161	31.589	21.898	26.223	1'51.871	312,1	10:41'22.535
5	31.729	31.408	21.665	26.559	1'51.361	311,2	10:42'31.197	7	32.124	31.764	21.846	26.351	1'52.085	309,5	10:43'14.620
6	31.981	31.491	21.627	26.986	1'52.085	308,6	10:44'23.282	8	33.241	32.608	22.240	36.297	2'04.386P	303,4	10:45'19.006
7	31.808	33.231	22.086	33.854	2'00.979P	304,2	10:46'24.261	9	6'17.918	31.894	30.221	26.498	7'46.531P	306,8	10:53'05.537
8	8'05.245	32.016	22.416	26.514	9'26.191P	309,5	10:55'50.452	10	32.152	31.733	22.453	26.372	1'52.710	307,7	10:54'58.247
9	31.774	31.289	21.830	26.507	1'51.400	308,6	10:57'41.852	11	32.146	31.704	23.940	26.439	1'54.229	307,7	10:56'52.476
10	31.772	31.293	21.585	26.494	1'51.144	310,3	10:59'32.996	12	32.011	31.751	21.937	26.508	1'52.207	308,6	10:58'44.683
11	35.449	32.917	21.900	33.283	2'03.549P	305,9	11:01'36.545	13	32.056	31.608	22.025	26.396	1'52.085	309,5	11:00'36.768
12	5'05.044	31.861	22.048	26.484	6'25.437P	308,6	11:08'01.982	14	34.027	32.521	22.525	33.387	2'02.460P	308,6	11:02'39.228
13	31.426	31.056	21.336	26.518	1'50.336	310,3	11:09'52.318	15	4'59.024	31.670	21.543	26.249	6'18.486P	305,1	11:08'57.714
14	31.539	31.068	21.336	27.720	1'51.663	317,6	11:11'43.981	16	31.613	31.206	21.652	26.170	1'50.641	308,6	11:10'48.355
15	32.028	31.508	22.353	27.620	1'53.509	305,1	11:13'37.490	17	35.354	32.122	21.852	27.063	1'56.391	313,0	11:12'44.746
16	31.673	31.407	21.728	26.714	1'51.522	303,4	11:15'29.012	18	34.887	34.280	21.946	26.288	1'57.401	308,6	11:14'42.147
								19	31.704	31.389	21.780	26.319	1'51.192	306,8	11:16'33.339

8° 55 A. LOCATELLI (1'50.442)							
Lap	Seg.1	Seg.2	Seg.3	Seg.4	Lap Time	km/h	Local Time
1		37.458	30.774	32.037		289,5	10:32'14.860
2	32.310	31.756	21.772	26.356	1'52.194	309,5	10:34'07.054
3	31.578	31.285	21.774	26.388	1'51.025	309,5	10:35'58.079
4	31.874	31.342	21.680	26.301	1'51.197	314,0	10:37'49.276
5	32.297	31.808	21.904	26.310	1'52.319	309,5	10:39'41.595
6	31.632	31.260	21.625	26.398	1'50.915	311,2	10:41'32.510
7	31.677	31.333	21.726	26.523	1'51.259	308,6	10:43'23.769
8	32.842	33.158	24.480	33.528	2'04.008P	300,8	10:45'27.777
9	9'30.493	32.434	21.946	26.480	10'51.353P	306,8	10:56'19.130
10	31.535	31.196	21.451	26.306	1'50.488	309,5	10:58'09.618
11	31.518	31.200	21.445	26.279	1'50.442	308,6	11:00'00.060
12	32.033	31.277	21.676	26.343	1'51.329	310,3	11:01'51.389
13	31.679	31.304	21.537	26.398	1'50.918	309,5	11:03'42.307
14	31.649	31.477	21.639	26.388	1'51.153	309,5	11:05'33.460
15	31.734	31.548	21.740	32.823	1'57.845P	301,7	11:07'31.305
16	4'42.594	32.255	24.146	26.709	6'05.704P	305,9	11:13'37.009
17	31.899	31.483	21.679	26.624	1'51.685	308,6	11:15'28.694

11° 37 I. MYKHALCHYK (1'50.799)							
Lap	Seg.1	Seg.2	Seg.3	Seg.4	Lap Time	km/h	Local Time
1		32.947	22.133	26.273		315,8	10:31'53.911
2	32.232	31.513	23.939	28.094	1'55.778	286,5	10:33'49.689
3	31.840	31.541	22.052	26.390	1'51.823	313,0	10:35'41.512
4	31.669	31.569	21.550	26.375	1'51.163	312,1	10:37'32.675
5	31.733	31.460	21.383	26.223	1'50.799	314,0	10:39'23.474
6	31.855	31.449	21.528	26.211	1'51.043	315,8	10:41'14.517
7	32.026	31.554	21.586	26.427	1'51.593	313,0	10:43'06.110
8	31.812	31.619	21.627	33.127	1'58.185P	312,1	10:45'04.295
9	7'38.147	32.354	21.962	26.732	8'59.195P	312,1	10:54'03.490
10	34.384	31.770	21.974	26.341	1'54.469	309,5	10:55'57.959
11	31.914	31.641	21.778	34.581	1'59.914P	313,0	10:57'57.873
12	5'16.751	33.361	22.139	26.637	6'38.888P	313,0	11:04'36.761
13	31.851	31.370	21.499	26.345	1'51.065	313,0	11:06'27.826
14	33.696	32.717	22.304	26.454	1'55.171	310,3	11:08'22.997
15	31.790	31.405	23.480	26.903	1'53.578	308,6	11:10'16.575
16	32.590	31.693	21.600	26.427	1'52.310	312,1	11:12'08.885
17	31.752	31.413	21.683	26.405	1'51.253	311,2	11:14'00.138
18	31.908	31.479	21.410	26.344	1'51.141	311,2	11:15'51.279

9° 7 I. LECUONA (1'50.540)							
Lap	Seg.1	Seg.2	Seg.3	Seg.4	Lap Time	km/h	Local Time
1		32.667	22.140	26.740		312,1	10:31'53.736
2	32.105	31.466	21.831	26.488	1'51.890	314,9	10:33'45.626
3	31.949	31.495	21.627	26.576	1'51.647	314,9	10:35'37.273
4	32.053	31.487	21.609	26.332	1'51.481	320,5	10:37'28.754
5	31.811	31.542	21.585	26.586	1'51.524	316,7	10:39'20.278
6	31.913	31.534	21.664	26.613	1'51.724	315,8	10:41'12.002
7	32.003	31.651	21.836	26.725	1'52.215	314,0	10:43'04.217
8	34.568	33.996	22.076	32.918	2'03.558P	312,1	10:45'07.775
9	7'32.949	32.434	21.977	26.694	8'54.054P	311,2	10:54'01.829
10	31.939	31.609	21.550	26.602	1'51.700	313,0	10:55'53.529
11	32.020	31.469	21.635	26.620	1'51.744	313,0	10:57'45.273
12	31.928	31.482	21.869	26.709	1'51.988	312,1	10:59'37.261
13	32.107	31.689	32.594	32.966	2'09.356P	313,0	11:01'46.617
14	4'19.345	31.937	22.066	26.893	5'40.241P	308,6	11:07'26.858
15	31.679	31.125	21.381	26.355	1'50.540	311,2	11:09'17.398
16	31.697	31.268	21.283	26.950	1'51.198	313,0	11:11'08.596
17	31.826	31.335	21.556	26.440	1'51.157	311,2	11:12'59.753
18	31.822	31.353	21.582	26.507	1'51.264	311,2	11:14'51.017
19	31.885	31.394	21.598	26.631	1'51.508	309,5	11:16'42.525

12° 97 X. VIERGE (1'50.867)							
Lap	Seg.1	Seg.2	Seg.3	Seg.4	Lap Time	km/h	Local Time
1		33.272	22.354	26.769		314,0	10:32'13.340
2	31.917	31.554	21.548	26.235	1'51.254	317,6	10:34'04.594
3	31.670	31.539	21.468	26.190	1'50.867	318,6	10:35'55.461
4	31.922	32.003	22.162	26.491	1'52.578	315,8	10:37'48.039
5	31.898	31.548	21.605	27.250	1'52.301	314,0	10:39'40.340
6	34.723	31.707	21.760	26.290	1'54.480	319,5	10:41'34.820
7	31.779	31.428	21.856	26.332	1'51.395	316,7	10:43'26.215
8	32.777	32.149	22.220	36.186	2'03.332P	297,5	10:45'29.547
9	16'29.411	32.509	22.238	26.409	17'50.567P	317,6	11:03'20.114
10	31.961	31.602	21.732	26.430	1'51.725	317,6	11:05'11.839
11	31.877	31.602	21.700	27.811	1'52.990	274,8	11:07'04.829
12	31.931	34.535	21.826	26.394	1'54.686	316,7	11:08'59.515
13	31.857	31.496	21.700	26.538	1'51.591	314,9	11:10'51.106
14	32.114	32.403	21.892	26.914	1'53.323	316,7	11:12'44.429
15	32.234	32.000	22.107	33.601	1'59.942	117,1	11:14'44.371
16	32.157	31.760	22.516	26.752	1'53.185	314,9	11:16'37.556

10° 5 P. OETTL (1'50.641)							
Lap	Seg.1	Seg.2	Seg.3	Seg.4	Lap Time	km/h	Local Time
1		31.899	23.012	26.672		304,2	10:32'04.239
2	32.048	31.509	21.986	26.366	1'51.909	308,6	10:33'56.148
3	32.067	31.370	21.849	26.194	1'51.480	314,9	10:35'47.628
4	31.862	31.451	21.636	26.284	1'51.233	312,1	10:37'38.861
5	32.096	31.532	21.798	26.377	1'51.803	311,2	10:39'30.664

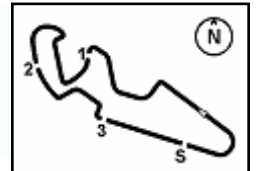
13° 44 L. MAHIAS (1'51.115)							
Lap	Seg.1	Seg.2	Seg.3	Seg.4	Lap Time	km/h	Local Time
1		36.485	24.081	26.663		307,7	10:32'50.602
2	31.763	31.277	21.669	26.456	1'51.165	307,7	10:34'41.767
3	31.763	31.172	21.664	26.516	1'51.115	305,1	10:36'32.882
4	32.061	31.461	21.730	26.766	1'52.018	304,2	10:38'24.900
5	32.189	31.540	22.055	26.723	1'52.507	301,7	10:40'17.407
6	34.039	33.460	22.682	33.507	2'03.688P	288,0	10:42'21.095

08/04/2022

P = Pits In/Out - C = Lap Time Cancelled

These data/results cannot be reproduced, stored and/or transmitted in whole or in part by any manner of electronic, mechanical, photocopying, recording, broadcasting or otherwise now known or herein after developed without the previous express consent by the copyright owner, except for reproduction in daily press and regular printed publications on sale to the public within 60 days of the event related to those data/results and always provided that copyright symbol appears together as follows below.

© DORNA WSBK ORGANIZATION Srl 2022



Pirelli Aragon Round, 8-10 April 2022

Chronological Analysis Free Practice 1st Session

3 / 4

7	9'20.563	32.332	22.050	26.833	10'41.778P	301,7	10:53'02.873
8	31.945	31.334	21.814	26.661	1'51.754	302,5	10:54'54.627
9	32.053	31.344	21.773	26.651	1'51.821	303,4	10:56'46.448
10	31.965	31.618	21.883	26.870	1'52.336	305,1	10:58'38.784
11	32.279	31.742	21.817	26.824	1'52.662	302,5	11:00'31.446
12	34.034	31.582	22.216	26.787	1'54.619	305,1	11:02'26.065
13	32.158	31.621	21.789	26.814	1'52.382	305,9	11:04'18.447
14	34.130	33.367	22.890	33.687	2'04.074P	282,0	11:06'22.521
15	5'49.417	32.727	27.875	27.474	7'17.493P	298,3	11:13'40.014

17°		3 K. NOZANE [1'51.622]						
Lap	Seg1	Seg2	Seg3	Seg4	Lap Time	km/h	Local Time	
1		32.573	22.255	26.690	310,3	10:31'57.541		
2	31.989	31.582	21.661	26.618	1'51.850	10:33'49.391		
3	31.773	31.355	24.004	26.626	1'53.758	10:35'43.149		
4	31.744	31.469	21.740	26.669	1'51.622	10:37'34.771		
5	32.023	31.636	21.691	26.657	1'52.007	10:39'26.778		
6	32.237	31.626	21.948	26.527	1'52.338	313,0 10:41'19.116		
7	31.852	31.553	21.729	26.768	1'51.902	10:43'11.018		
8	32.078	33.723	22.367	35.300	2'03.468P	296,7 10:45'14.486		
9	11'01.310	32.546	22.113	27.265	12'23.234P	299,2 10:57'37.720		
10	32.381	31.766	21.862	26.812	1'52.821	10:59'30.541		
11	32.003	31.633	21.902	26.954	1'52.492	305,9 11:01'23.033		
12	32.084	31.601	21.877	26.821	1'52.383	306,8 11:03'15.416		
13	32.207	31.681	21.966	27.059	1'52.913	305,1 11:05'08.329		
14	32.220	31.992	21.709	27.164	1'53.085	301,7 11:07'01.414		
15	2'42.356	31.997	22.055	27.012	4'03.420P	303,4 11:13'05.043		
17	32.366	31.755	22.128	27.117	1'53.366	304,2 11:14'58.409		
18	32.419	31.849	21.944	27.250	1'53.462	301,7 11:16'51.871		

14°		2 R. TAMBURINI [1'51.223]						
Lap	Seg1	Seg2	Seg3	Seg4	Lap Time	km/h	Local Time	
1		34.237	24.746	33.718	212,6	10:51'19.705		
2	33.667	32.405	33.498	33.196	2'12.766	226,4	10:53'32.471	
3	33.135	34.761	23.373	28.155	1'59.424	296,7	10:55'31.895	
4	31.757	31.385	21.598	26.483	1'51.223	307,7	10:57'23.118	
5	31.966	31.483	21.708	26.397	1'51.554	308,6	10:59'14.672	
6	31.959	31.505	21.846	26.417	1'51.727	309,5	11:01'06.399	
7	32.237	31.791	21.970	26.660	1'52.658	306,8	11:02'59.057	
8	32.506	31.853	22.040	26.674	1'53.073	306,8	11:04'52.130	
9	32.428	31.983	23.465	26.794	1'54.670	305,9	11:06'46.800	
10	32.492	31.940	22.119	26.977	1'53.528	305,1	11:08'40.328	
11	33.961	35.771	23.358	28.604	2'01.694	292,7	11:10'42.022	
12	33.496	32.869	26.843	30.788	2'03.996	300,0	11:12'46.018	
13	33.935	33.125	23.245	27.095	1'57.400	306,8	11:14'43.418	

15°		47 A. BASSANI [1'51.399]						
Lap	Seg1	Seg2	Seg3	Seg4	Lap Time	km/h	Local Time	
1		33.407	24.034	33.871	287,2	10:32'12.051		
2	2'47.992	32.069	22.677	26.475	4'09.213P	306,8	10:36'21.264	
3	32.118	31.169	21.846	26.343	1'51.476	309,5	10:38'12.740	
4	32.199	31.457	21.793	26.279	1'51.728	311,2	10:40'04.468	
5	32.028	31.312	21.776	26.298	1'51.414	312,1	10:41'55.882	
6	32.057	31.602	21.953	26.496	1'52.108	309,5	10:43'47.990	
7	34.683	32.942	22.732	33.191	2'03.548P	308,6	10:45'51.538	
8	5'15.405	32.206	22.225	26.667	6'36.503P	309,5	10:52'28.041	
9	32.342	32.608	22.058	26.507	1'53.515	308,6	10:54'21.556	
10	32.450	31.598	22.030	26.558	1'52.636	310,3	10:56'14.192	
11	37.076	32.625	22.460	33.799	2'05.960P	309,5	10:58'20.152	
12	3'39.062	32.389	22.403	26.650	5'00.504P	308,6	11:03'20.656	
13	31.879	31.326	21.875	26.319	1'51.399	317,6	11:05'12.055	
14	31.938	31.480	21.848	26.493	1'51.759	307,7	11:07'03.814	
15	31.912	31.439	21.901	26.511	1'51.763	313,0	11:08'55.577	
16	32.105	31.655	22.002	26.722	1'52.484	308,6	11:10'48.061	
17	39.406	33.281	23.111	33.560	2'09.358P	308,6	11:12'57.419	
18	2'04.284	32.993	22.930	27.549	3'27.756P	305,9	11:16'25.175	

18°		50 E. LAVERTY [1'51.825]						
Lap	Seg1	Seg2	Seg3	Seg4	Lap Time	km/h	Local Time	
1		33.301	23.026	34.559	304,2	10:32'03.001		
2	3'57.197	33.428	22.562	26.714	5'19.901P	315,8	10:37'22.902	
3	32.116	31.629	21.732	26.424	1'51.901	316,7	10:39'14.803	
4	32.168	31.570	21.707	26.380	1'51.825	316,7	10:41'06.628	
5	32.168	31.785	21.754	33.888	1'59.595P	314,0	10:43'06.223	
6	9'35.966	33.246	22.289	26.938	10'58.439P	316,7	10:54'04.662	
7	32.215	31.699	21.842	32.336	1'58.092P	315,8	10:56'02.754	
8	6'04.590	32.289	23.331	26.679	7'26.889P	315,8	11:03'29.643	
9	32.106	31.596	21.644	34.701	2'00.047P	317,6	11:05'29.690	
10	3'46.032	32.259	21.896	26.653	5'06.840P	314,9	11:10'36.530	
11	32.363	31.605	21.792	26.631	1'52.391	315,8	11:12'28.921	
12	32.074	31.667	21.704	26.547	1'51.992	316,7	11:14'20.913	
13	32.194	31.698	21.761	26.749	1'52.402	315,8	11:16'13.315	

16°		45 S. REDDING [1'51.550]						
Lap	Seg1	Seg2	Seg3	Seg4	Lap Time	km/h	Local Time	
1		32.712	22.126	26.664	311,2	10:31'57.314		
2	32.119	31.510	21.601	26.638	1'51.868	311,2	10:33'49.182	
3	32.117	31.533	23.364	27.295	1'54.309	311,2	10:35'43.491	
4	32.081	31.507	21.663	26.299	1'51.550	314,9	10:37'35.041	
5	31.941	31.740	21.675	26.424	1'51.780	316,7	10:39'26.821	
6	31.995	31.679	21.709	26.633	1'52.016	312,1	10:41'18.837	
7	45.094	32.309	27.304	27.452	2'12.159	308,6	10:43'30.996	
8	32.360	31.587	21.642	26.452	1'52.041	312,1	10:45'23.037	
9	41.801	34.676	21.938	31.762	2'10.177P	309,5	10:47'33.214	
10	6'55.584	32.454	22.172	27.172	8'17.382P	301,7	10:55'50.596	
11	32.087	31.647	21.682	26.523	1'51.939	311,2	10:57'42.535	
12	31.930	31.687	21.619	26.565	1'51.801	314,9	10:59'34.336	
13	36.604	32.228	21.837	32.499	2'03.168P	313,0	11:01'37.504	
14	6'15.883	32.627	21.876	26.719	7'37.105P	308,6	11:09'14.609	

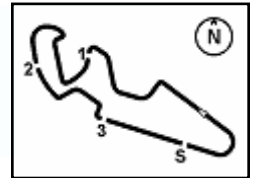
19°		29 L. BERNARDI [1'51.916]						
Lap	Seg1	Seg2	Seg3	Seg4	Lap Time	km/h	Local Time	
1		32.124	22.176	26.516	310,3	10:32'07.526		
2	32.345	31.353	21.760	26.473	1'51.931	314,9	10:33'59.457	
3	32.185	31.431	21.852	26.777	1'52.245	311,2	10:35'51.702	
4	32.265	31.806	21.703	26.540	1'52.314	311,2	10:37'44.016	
5	32.265	31.442	21.691	26.563	1'51.961	311,2	10:39'35.977	
6	32.276	31.489	21.640	26.580	1'51.985	311,2	10:41'27.962	
7	32.258	35.521	23.268	26.960	1'58.007	308,6	10:43'25.969	
8	32.410	31.608	28.015	33.045	2'05.078P	311,2	10:45'31.047	
9	11'31.053	32.191	22.153	26.736	12'52.133P	307,7	10:58'23.180	
10	32.380	31.657	21.758	26.521	1'52.316	310,3	11:00'15.496	
11	32.208	31.676	21.711	26.678	1'52.273	312,1	11:02'07.769	
12	32.319	31.514	21.841	26.538	1'52.212	313,0	11:03'59.981	
13	32.171	31.533	21.749	26.535	1'51.988	311,2	11:05'51.969	
14	32.228	31.444	21.643	26.601	1'51.916	309,5	11:07'43.885	
15	32.269	36.791	28.164	31.826	2'09.050	269,3	11:09'52.935	
16	32.279	31.599	21.660	26.810	1'52.348	311,2	11:11'45.283	
17	32.157	31.510	21.855	26.962	1'52.484	315,8	11:13'37.767	
18	32.192	31.549	21.702	26.591	1'52.034	313,0	11:15'29.801	

08/04/2022

P = Pits In/Out - C = Lap Time Cancelled

These data/results cannot be reproduced, stored and/or transmitted in whole or in part by any manner of electronic, mechanical, photocopying, recording, broadcasting or otherwise now known or herein after developed without the previous express consent by the copyright owner, except for reproduction in daily press and regular printed publications on sale to the public within 60 days of the event related to those data/results and always provided that copyright symbol appears together as follows below.

© DORNA WSBK ORGANIZATION Srl 2022



Pirelli Aragon Round, 8-10 April 2022

Chronological Analysis Free Practice 1st Session

4 / 4

20° 16 G. RUIU (1'52.757)							
Lap	Seg.1	Seg.2	Seg.3	Seg.4	Lap Time	km/h	Local Time
1		33.681	24.194	28.151	295,9	10:32'04.579	
2	32.521	32.211	22.265	26.645	1'53.642	313,0	10:33'58.221
3	32.347	32.322	22.285	26.827	1'53.781	314,9	10:35'52.002
4	32.371	32.061	22.113	26.966	1'53.511	311,2	10:37'45.513
5	36.578	34.227	23.198	35.679	2'09.682P	305,1	10:39'55.195
6	16'14.312	35.471	23.627	29.171	17'42.581P	300,0	10:57'37.776
7	32.562	31.809	22.032	26.611	1'53.014	309,5	10:59'30.790
8	32.337	31.791	21.982	26.647	1'52.757	312,1	11:01'23.547
9	32.243	32.111	22.015	26.819	1'53.188	311,2	11:03'16.735
10	37.677	33.765	22.778	35.058	2'09.278P	305,9	11:05'26.013
11	6'46.320	32.704	23.394	29.538	8'11.956P	297,5	11:13'37.969
12	32.373	31.909	21.907	26.897	1'53.086	310,3	11:15'31.055

8	33.015	32.549	25.785	27.283	1'58.632	307,7	10:53'42.249
9	33.388	35.763	22.332	27.036	1'58.519	305,9	10:55'40.768
10	32.691	32.311	22.482	35.817	2'03.301P	304,2	10:57'44.069
11	4'20.329	36.377	23.654	27.486	5'47.846P	306,8	11:03'31.915
12	35.140	33.897	22.700	27.198	1'58.935	305,9	11:05'30.850
13	35.639	32.964	22.654	27.104	1'58.361	305,9	11:07'29.211
14	32.789	32.341	22.071	26.984	1'54.185	302,5	11:09'23.396
15	32.625	32.103	22.186	27.005	1'53.919	306,8	11:11'17.315
16	32.597	32.126	22.105	26.999	1'53.827	305,9	11:13'11.142
17	32.507	32.168	22.021	26.932	1'53.628	304,2	11:15'04.770

21° 23 C. PONSSON (1'52.882)							
Lap	Seg.1	Seg.2	Seg.3	Seg.4	Lap Time	km/h	Local Time
1		33.640	23.547	28.647	293,5	10:32'05.040	
2	32.722	32.003	22.160	27.966	1'54.851	305,1	10:33'59.891
3	32.513	31.781	21.853	26.735	1'52.882	305,1	10:35'52.773
4	33.131	34.220	22.134	26.820	1'56.305	303,4	10:37'49.078
5	32.326	31.770	23.189	27.081	1'54.366	300,8	10:39'43.444
6	32.580	31.872	21.987	32.265	1'58.704P	300,0	10:41'42.148
7	8'59.256	33.413	23.572	27.383	10'23.624P	298,3	10:52'05.772
8	32.855	32.074	22.672	27.325	1'54.926	298,3	10:54'00.698
9	32.565	32.261	22.278	27.091	1'54.195	300,8	10:55'54.893
10	32.525	31.879	22.092	27.201	1'53.697	299,2	10:57'48.590
11	33.966	33.403	22.599	27.310	1'57.278	295,1	10:59'45.868
12	32.585	32.193	22.197	32.273	1'59.248P	299,2	11:01'45.116
13	7'02.128	33.287	24.330	27.680	8'27.425P	297,5	11:10'12.541
14	33.002	32.078	22.255	27.375	1'54.710	300,0	11:12'07.251
15	32.791	31.958	22.329	27.065	1'54.143	302,5	11:14'01.394
16	32.452	31.894	22.107	27.401	1'53.854	300,8	11:15'55.248

24° 84 L. CRESSON (1'54.783)							
Lap	Seg.1	Seg.2	Seg.3	Seg.4	Lap Time	km/h	Local Time
1		33.248	22.778	32.828	299,2	10:34'34.294	
2	1'09.952	32.660	22.801	27.228	2'32.641P	299,2	10:37'06.935
3	32.956	32.553	22.476	27.146	1'55.131	299,2	10:39'02.066
4	32.935	32.355	22.445	27.048	1'54.783	298,3	10:40'56.849
5	32.939	32.360	22.412	27.160	1'54.871	298,3	10:42'51.720
6	32.996	32.376	28.928	31.237	2'05.537P	294,3	10:44'57.257
7	5'50.454	36.964	24.308	30.530	30'08.590P	295,1	11:15'05.847

25° 35 H. SYAHRIN (1'55.244)							
Lap	Seg.1	Seg.2	Seg.3	Seg.4	Lap Time	km/h	Local Time
1		35.260	23.581	27.409	301,7	10:32'28.592	
2	33.031	32.245	22.429	27.539	1'55.244	291,9	10:34'23.836

22° 52 O. KONIG (1'53.182)							
Lap	Seg.1	Seg.2	Seg.3	Seg.4	Lap Time	km/h	Local Time
1		34.015	23.363	27.228	297,5	10:32'18.893	
2	33.229	32.324	22.419	27.092	1'55.064	304,2	10:34'13.957
3	33.196	32.275	22.401	26.890	1'54.762	303,4	10:36'08.719
4	32.767	31.933	22.050	26.808	1'53.558	303,4	10:38'02.277
5	33.645	33.524	22.779	26.846	1'56.794	304,2	10:39'59.071
6	32.771	32.069	22.142	26.878	1'53.860	305,1	10:41'52.931
7	32.940	32.295	22.295	36.002	2'03.532P	274,1	10:43'56.463
8	8'09.939	34.351	23.240	27.292	9'34.822P	298,3	10:53'31.285
9	33.006	32.244	22.092	26.994	1'54.336	300,0	10:55'25.621
10	32.802	32.102	22.023	26.917	1'53.844	301,7	10:57'19.465
11	32.771	32.110	22.066	26.691	1'53.638	302,5	10:59'13.103
12	32.491	31.963	21.845	26.883	1'53.182	304,2	11:01'06.285
13	32.869	32.374	22.739	35.713	2'03.695P	291,1	11:03'09.980
14	6'06.212	32.861	22.602	27.048	7'28.723P	300,8	11:10'38.703
15	32.667	31.983	22.259	26.980	1'53.889	301,7	11:12'32.592
16	32.557	32.113	21.947	27.183	1'53.800	301,7	11:14'26.392
17	32.667	31.919	21.948	27.147	1'53.681	301,7	11:16'20.073

23° 36 L. MERCADO (1'53.628)							
Lap	Seg.1	Seg.2	Seg.3	Seg.4	Lap Time	km/h	Local Time
1		37.221				305,1	10:32'51.456
2	33.596	32.652	22.414	27.078	1'55.740	305,9	10:34'47.196
3	33.114	32.210	22.113	26.959	1'54.396	304,2	10:36'41.592
4	32.693	32.158	22.156	26.935	1'53.942	304,2	10:38'35.534
5	32.661	32.237	22.118	26.895	1'53.911	306,8	10:40'29.445
6	32.756	32.256	22.159	34.004	2'01.175P	306,8	10:42'30.620
7	7'48.709	34.175	22.892	27.221	9'12.997P	305,9	10:51'43.617

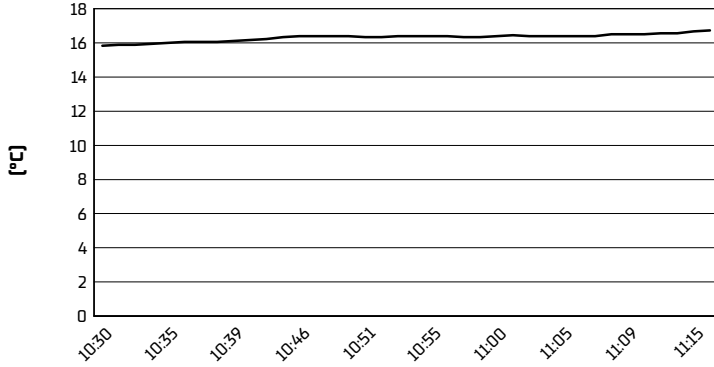
08/04/2022 P = Pits In/Out - C = Lap Time Cancelled

These data/results cannot be reproduced, stored and/or transmitted in whole or in part by any manner of electronic, mechanical, photocopying, recording, broadcasting or otherwise now known or herein after developed without the previous express consent by the copyright owner, except for reproduction in daily press and regular printed publications on sale to the public within 60 days of the event related to those data/results and always provided that copyright symbol appears together as follows below.

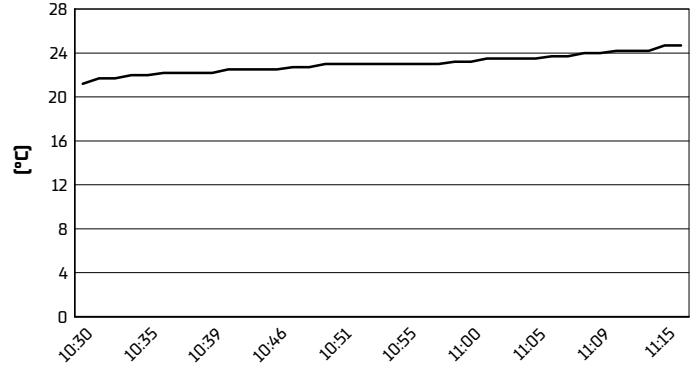
© DORNA WSBK ORGANIZATION Srl 2022

Pirelli Aragon Round, 8-10 April 2022
Weather Report Free Practice 1st Session
Session started 10:30 - Session ended 11:17

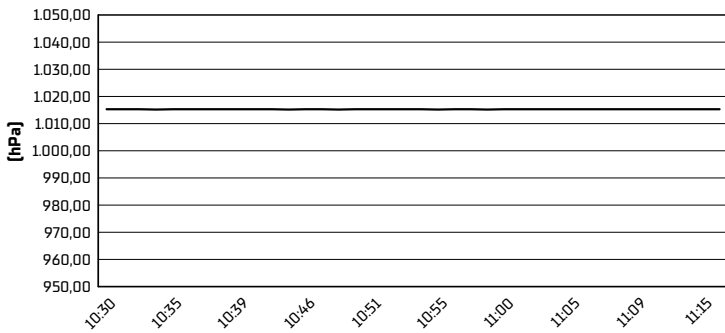
Air Temperature



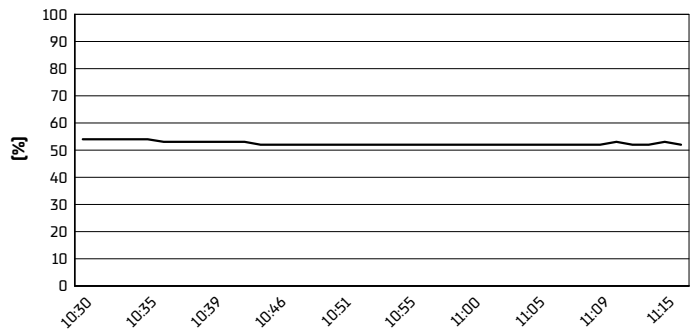
Track Temperature



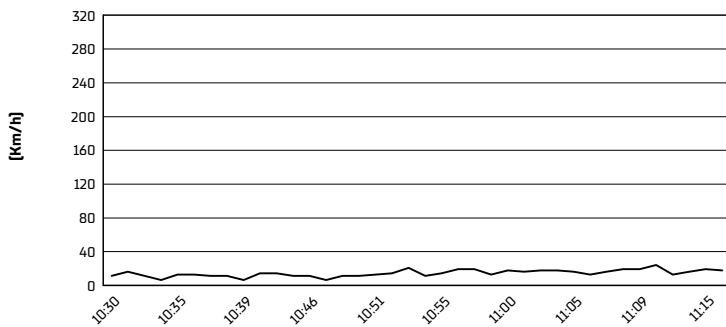
Air Pressure



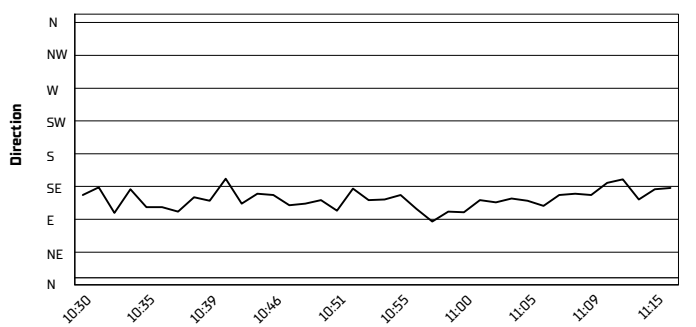
Humidity



Wind Speed



Wind Direction



08/04/2022

These data/results cannot be reproduced, stored and/or transmitted in whole or in part by any manner of electronic, mechanical, photocopying, recording, broadcasting or otherwise now known or herein after developed without the previous express consent by the copyright owner, except for reproduction in daily press and regular printed publications on sale to the public within 60 days of the event related to those data/results and always provided that copyright symbol appears together as follows below.

© DORNA WSBK ORGANIZATION Srl 2022