

**Pirelli Aragon Round, 8-10 April 2022**  
**Chronological Analysis Race 1**

Start at 15:15'41.772

1° 77 D. AEGERTER (1'53.795)							
Lap	Seg1	Seg2	Seg3	Seg4	Lap Time	km/h	Local Time
1		32.251	22.288	27.647	1'56.745	276,2	15:17'38.517
2	32.418	32.096	22.029	27.983	1'54.526	270,0	15:19'33.043
3	32.795	32.175	21.955	27.817	1'54.742	276,2	15:21'27.785
4	32.374	32.097	21.986	27.818	1'54.275	274,8	15:23'22.060
5	32.457	32.063	<b>21.844</b>	27.733	1'54.097	273,4	15:25'16.157
6	32.241	31.979	21.932	<b>27.643</b>	<b>1'53.795</b>	<b>276,9</b>	15:27'09.952
7	32.423	32.058	21.959	27.753	1'54.193	276,2	15:29'04.145
8	32.283	32.021	21.871	27.799	1'53.974	274,8	15:30'58.119
9	32.529	32.109	21.871	27.802	1'54.311	276,2	15:32'52.430
10	32.298	32.012	21.922	28.090	1'54.322	270,7	15:34'46.752
11	32.346	<b>31.921</b>	21.901	27.964	1'54.132	272,0	15:36'40.884
12	32.313	32.007	21.875	27.876	1'54.071	272,7	15:38'34.955
13	<b>32.163</b>	32.122	21.953	27.917	1'54.155	272,7	15:40'29.110
14	32.994	32.136	21.992	27.952	1'55.074	274,8	15:42'24.184
15	32.348	32.339	22.488	29.640	1'56.815	274,1	15:44'20.999
Race Time 28'39.227							

2° 61 C. ONCU (1'53.863)							
Lap	Seg1	Seg2	Seg3	Seg4	Lap Time	km/h	Local Time
1		32.157	21.808	27.931	1'56.585	272,0	15:17'38.357
2	32.677	32.067	22.128	27.866	1'54.738	<b>276,2</b>	15:19'33.095
3	<b>32.237</b>	32.057	<b>21.609</b>	27.960	<b>1'53.863</b>	270,0	15:21'26.958
4	32.316	31.954	21.735	28.070	1'54.075	268,0	15:23'21.033
5	32.269	<b>31.946</b>	21.641	28.013	1'53.869	268,0	15:25'14.902
6	32.354	32.145	21.680	27.936	1'54.115	270,7	15:27'09.017
7	32.502	32.149	21.715	28.005	1'54.371	270,0	15:29'03.388
8	32.419	32.031	21.775	28.121	1'54.346	270,0	15:30'57.734
9	33.032	32.082	22.034	27.943	1'55.091	274,8	15:32'52.825
10	32.371	31.994	21.931	<b>27.851</b>	1'54.147	274,1	15:34'46.972
11	32.643	32.018	21.987	27.981	1'54.629	274,8	15:36'41.601
12	32.568	32.160	21.982	27.940	1'54.650	273,4	15:38'36.251
13	32.629	32.191	21.945	28.115	1'54.880	272,0	15:40'31.131
14	32.685	32.312	21.915	28.352	1'55.264	267,3	15:42'26.395
15	32.709	32.316	22.174	28.331	1'55.530	268,7	15:44'21.925
Race Time 28'40.153							

3° 7 L. BALDASSARRI (1'53.866)							
Lap	Seg1	Seg2	Seg3	Seg4	Lap Time	km/h	Local Time
1		32.197	22.192	<b>27.526</b>	1'56.792	<b>279,8</b>	15:17'38.564
2	32.692	32.005	22.121	27.805	1'54.623	274,8	15:19'33.187
3	32.523	32.029	21.855	27.879	1'54.286	276,2	15:21'27.473
4	32.550	32.016	21.881	27.916	1'54.363	273,4	15:23'21.836
5	32.480	31.963	<b>21.640</b>	27.825	1'53.908	274,8	15:25'15.744
6	32.358	32.051	21.809	27.744	1'53.962	274,8	15:27'09.706
7	32.453	32.078	21.820	27.803	1'54.154	276,2	15:29'03.860
8	32.384	<b>31.877</b>	21.683	27.922	<b>1'53.866</b>	272,0	15:30'57.726
9	32.766	32.063	21.851	27.929	1'54.609	272,7	15:32'52.335
10	32.594	31.942	21.947	27.859	1'54.342	274,1	15:34'46.677
11	32.594	32.023	21.983	27.874	1'54.474	276,9	15:36'41.151
12	32.395	32.042	21.867	27.758	1'54.062	279,1	15:38'35.213
13	<b>32.341</b>	31.971	21.817	27.942	1'54.071	273,4	15:40'29.284
14	32.596	32.172	21.934	28.082	1'54.784	270,7	15:42'24.068
15	32.628	32.379	22.028	29.657	1'56.692	272,7	15:44'20.760
Race Time 28'38.988							

4° 28 G. VAN STRAALEN (1'54.063)							
Lap	Seg1	Seg2	Seg3	Seg4	Lap Time	km/h	Local Time
1		32.433	22.033	<b>27.769</b>	1'57.907	<b>279,8</b>	15:17'39.679
2	32.689	32.283	21.907	28.048	1'54.927	269,3	15:19'34.606
3	<b>32.190</b>	32.108	21.816	27.949	<b>1'54.063</b>	271,4	15:21'28.669
4	32.325	32.031	<b>21.810</b>	28.032	1'54.198	268,7	15:23'22.867
5	32.353	<b>32.018</b>	21.885	28.002	1'54.258	270,0	15:25'17.125
6	32.369	32.173	21.939	27.885	1'54.366	271,4	15:27'11.491

7	32.318	32.122	22.040	28.035	1'54.515	270,7	15:29'06.006
8	32.270	32.062	21.837	28.070	1'54.239	270,7	15:31'00.245
9	32.593	32.211	21.928	28.289	1'55.021	269,3	15:32'55.266
10	32.396	32.349	21.925	28.179	1'54.849	268,7	15:34'50.115
11	32.649	32.397	22.028	28.259	1'55.333	269,3	15:36'45.448
12	32.683	32.302	22.082	28.215	1'55.282	268,7	15:38'40.730
13	32.753	32.494	22.208	28.196	1'55.651	269,3	15:40'36.381
14	32.783	32.489	22.152	28.327	1'55.751	266,7	15:42'32.132
15	32.738	32.344	22.117	28.304	1'55.503	266,7	15:44'27.635
Race Time 28'45.863							

5° 11 N. BULEGA (1'54.398)								
Lap	Seg1	Seg2	Seg3	Seg4	Lap Time	km/h	Local Time	
1			32.504	22.112	<b>27.786</b>	1'58.578	280,5	15:17'40.350
2	32.712	32.364	22.542	27.853	1'55.471	278,4	15:19'35.821	
3	32.733	32.385	22.210	27.852	1'55.180	<b>283,5</b>	15:21'31.001	
4	32.540	32.124	<b>21.750</b>	27.984	<b>1'54.398</b>	269,3	15:23'25.399	
5	32.499	<b>32.009</b>	22.034	28.213	1'54.755	270,0	15:25'20.154	
6	32.641	32.155	21.972	27.948	1'54.716	270,7	15:27'14.870	
7	32.613	32.111	22.044	28.055	1'54.823	270,7	15:29'09.693	
8	32.673	32.229	22.003	28.070	1'54.975	272,0	15:31'04.668	
9	32.704	32.213	22.000	28.106	1'55.023	269,3	15:32'59.691	
10	32.574	32.246	22.021	28.093	1'54.934	269,3	15:34'54.625	
11	32.704	32.240	22.165	28.751	1'55.860	272,0	15:36'50.485	
12	32.647	32.427	22.008	27.976	1'55.058	274,1	15:38'45.543	
13	<b>32.630</b>	32.243	21.907	27.887	1'54.667	276,2	15:40'40.210	
14	<b>32.441</b>	32.084	21.910	28.162	1'54.597	267,3	15:42'34.807	
15	32.611	32.174	22.010	28.250	1'55.045	268,0	15:44'29.852	
Race Time 28'48.080								

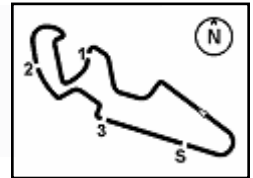
6° 66 N. TUULI (1'54.553)								
Lap	Seg1	Seg2	Seg3	Seg4	Lap Time	km/h	Local Time	
1			32.310	22.056	27.948	1'57.691	274,8	15:17'39.463
2	32.551	32.263	22.543	27.843	1'56.200	<b>276,2</b>	15:19'35.663	
3	32.598	32.489	22.249	28.206	1'55.542	268,7	15:21'31.205	
4	32.921	32.304	22.073	<b>27.840</b>	1'55.138	274,8	15:23'26.343	
5	32.661	32.341	21.936	27.930	1'54.868	271,4	15:25'21.211	
6	32.635	32.320	22.039	27.920	1'54.914	271,4	15:27'16.125	
7	32.598	32.240	<b>21.903</b>	28.033	1'54.774	270,7	15:29'10.899	
8	32.501	32.380	21.967	28.126	1'54.974	272,0	15:31'05.873	
9	32.570	<b>32.154</b>	21.967	28.075	1'54.766	270,7	15:33'00.639	
10	<b>32.431</b>	32.170	21.943	28.009	<b>1'54.553</b>	272,0	15:34'55.192	
11	32.461	32.246	22.102	28.236	1'55.045	274,1	15:36'50.237	
12	32.666	32.333	21.970	28.204	1'55.173	268,7	15:38'45.410	
13	32.498	32.168	21.944	28.080	1'54.690	270,7	15:40'40.100	
14	32.758	32.644	22.015	28.240	1'55.657	268,0	15:42'35.757	
15	32.572	32.375	22.000	28.250	1'55.197	268,0	15:44'30.954	
Race Time 28'49.182								

7° 62 S. MANZI (1'54.815)								
Lap	Seg1	Seg2	Seg3	Seg4	Lap Time	km/h	Local Time	
1			32.827	22.097	27.951	1'59.517	271,4	15:17'41.289
2	32.829	32.170	22.276	<b>27.850</b>	1'55.125	<b>273,4</b>	15:19'36.414	
3	32.748	32.338	22.132	27.939	1'55.157	271,4	15:21'31.571	
4	32.919	32.371	22.007	27.995	1'55.292	<b>273,4</b>	15:23'26.863	
5	<b>32.606</b>	32.276	22.313	27.996	1'55.191	272,0	15:25'22.054	
6	32.724	32.264	21.955	27.872	<b>1'54.815</b>	270,0	15:27'16.869	
7	32.704	32.258	21.929	28.030	1'54.921	272,0	15:29'11.790	
8	32.823	32.225	21.885	28.102	1'55.035	270,7	15:31'06.825	
9	32.900	<b>32.136</b>	21.961	28.063	1'55.060	270,0	15:33'01.885	
10	32.900	32.291	<b>21.875</b>	28.198	1'55.264	268,7	15:34'57.149	
11	33.095	32.287	21.941	28.152	1'55.475	270,7	15:36'52.624	
12	33.231	32.248	22.046	28.169	1'55.694	268,0	15:38'48.318	
13	33.023	32.292	22.071	28.214	1'55.600	270,0	15:40'43.918	
14	33.222	32.455	22.042	28.433	1'56.152	266,0	15:42'40.070	
15	33.135	32.508	22.125	28.416	1'56.184	266,7	15:44'36.254	

09/04/2022 P = Pits In/Out - C = Lap Time Cancelled

These data/results cannot be reproduced, stored and/or transmitted in whole or in part by any manner of electronic, mechanical, photocopying, recording, broadcasting or otherwise now known or herein after developed without the previous express consent by the copyright owner, except for reproduction in daily press and regular printed publications on sale to the public within 60 days of the event related to those data/results and always provided that copyright symbol appears together as follows below.

© DORNA WSBK ORGANIZATION Srl 2022



Pirelli Aragon Round, 8-10 April 2022  
Chronological Analysis Race 1

Start at 15:15'41.772

2 / 4

8°								99 A. HUERTAS (1'55.024)								12°								38 H. SOOMER (1'55.262)														
Lap	Seg.1	Seg.2	Seg.3	Seg.4	Lap Time	km/h	Local Time	Lap	Seg.1	Seg.2	Seg.3	Seg.4	Lap Time	km/h	Local Time	Lap	Seg.1	Seg.2	Seg.3	Seg.4	Lap Time	km/h	Local Time	Lap	Seg.1	Seg.2	Seg.3	Seg.4	Lap Time	km/h	Local Time							
Race Time 28'54.482								6	32.944	32.470	22.049	28.139	1'55.602	276.9	15:27'18.100	7	32.931	32.543	22.054	28.447	1'55.975	272.7	15:29'14.075	1	33.282	22.154	28.065	1'59.919	<b>276,9</b>	15:17'41.691	2	32.822	32.425	22.289	28.143	1'55.679	272.7	15:19'37.370
1		32.543	22.105	28.010	1'59.213	276,2	15:17'40.985	8	33.127	32.519	22.060	28.361	1'56.067	271,4	15:31'10.142	3	33.079	32.508	22.228	<b>28.046</b>	1'55.861	<b>276,9</b>	15:21'33.231	3	33.079	32.508	22.228	<b>28.046</b>	1'55.861	<b>276,9</b>	15:21'33.231							
2	32.837	32.329	22.204	<b>27.849</b>	1'55.219	274,8	15:19'36.204	9	33.206	32.614	22.003	28.550	1'56.373	270,0	15:33'06.515	4	33.079	32.508	22.228	<b>28.046</b>	1'55.861	<b>276,9</b>	15:21'33.231	4	33.079	32.508	22.228	<b>28.046</b>	1'55.861	<b>276,9</b>	15:21'33.231							
3	32.704	32.423	21.956	28.013	1'55.096	<b>283,5</b>	15:21'31.300	10	33.043	32.587	22.155	28.722	1'56.507	268,7	15:35'03.022	5	32.794	32.375	<b>21.994</b>	28.099	<b>1'55.262</b>	275,5	15:25'25.051	5	32.794	32.375	<b>21.994</b>	28.099	<b>1'55.262</b>	275,5	15:25'25.051							
4	33.024	32.320	22.014	27.969	1'55.327	274,1	15:23'26.627	11	33.050	32.627	22.093	28.548	1'56.318	271,4	15:36'59.340	6	32.902	32.431	22.571	28.056	1'55.960	275,5	15:27'21.011	6	32.902	32.431	22.571	28.056	1'55.960	275,5	15:27'21.011							
5	<b>32.699</b>	32.311	21.968	28.052	1'55.030	271,4	15:25'21.657	12	33.203	32.718	22.037	28.512	1'56.470	270,0	15:38'55.810	7	32.748	32.436	22.162	28.168	1'55.514	276,2	15:29'16.525	7	32.748	32.436	22.162	28.168	1'55.514	276,2	15:29'16.525							
6	32.761	32.349	21.968	27.994	1'55.072	272,7	15:27'16.729	13	33.127	32.778	22.154	28.405	1'56.464	271,4	15:40'52.274	8	32.887	<b>32.341</b>	22.055	28.358	1'55.641	272,0	15:31'12.166	8	32.887	<b>32.341</b>	22.055	28.358	1'55.641	272,0	15:31'12.166							
7	32.708	32.300	22.195	27.976	1'55.179	274,8	15:29'11.908	14	33.529	32.929	22.076	28.504	1'57.038	271,4	15:42'49.312	9	32.968	32.396	22.156	28.257	1'55.777	270,0	15:33'07.943	9	32.968	32.396	22.156	28.257	1'55.777	270,0	15:33'07.943							
8	32.931	<b>32.224</b>	22.029	28.078	1'55.262	273,4	15:31'07.170	15	33.228	32.603	22.053	28.547	1'56.431	270,7	15:44'45.743	10	32.967	32.410	22.250	28.430	1'56.057	270,7	15:35'04.000	10	32.967	32.410	22.250	28.430	1'56.057	270,7	15:35'04.000							
9	32.789	32.230	<b>21.910</b>	28.095	1'55.024	272,0	15:33'02.194	Race Time 28'55.718								11	33.048	32.662	22.524	28.314	1'56.548	273,4	15:37'00.548	11	33.048	32.662	22.524	28.314	1'56.548	273,4	15:37'00.548							
10	32.835	32.299	21.978	28.252	1'55.364	270,7	15:34'57.558	Race Time 28'54.517								12	32.977	32.513	22.071	28.181	1'55.742	271,4	15:38'56.290	12	32.977	32.513	22.071	28.181	1'55.742	271,4	15:38'56.290							
11	32.980	32.410	22.075	28.146	1'55.611	272,0	15:36'53.169	Race Time 28'54.517								13	32.991	32.581	22.256	28.185	1'56.013	274,8	15:40'52.303	13	32.991	32.581	22.256	28.185	1'56.013	274,8	15:40'52.303							
12	32.936	32.325	22.055	28.011	1'55.327	271,4	15:38'48.496	Race Time 28'54.517								14	33.130	32.472	22.231	28.407	1'56.240	269,3	15:42'48.543	14	33.130	32.472	22.231	28.407	1'56.240	269,3	15:42'48.543							
13	33.057	32.348	22.448	28.214	1'56.067	274,1	15:40'44.563	Race Time 28'54.517								15	33.225	32.437	22.047	28.283	1'55.992	270,0	15:44'44.535	15	33.225	32.437	22.047	28.283	1'55.992	270,0	15:44'44.535							
14	32.745	32.504	22.218	28.666	1'56.133	268,0	15:42'40.696	Race Time 28'54.517								Race Time 28'54.517																						
15	33.148	32.649	22.432	28.565	1'56.794	266,7	15:44'37.490	Race Time 28'54.517								Race Time 28'54.517																						
Race Time 28'54.517								Race Time 28'54.517								Race Time 28'54.517																						

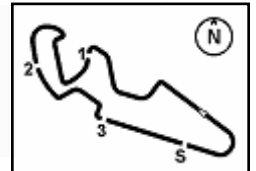
09/04/2022

P = Pits In/Out - C = Lap Time Cancelled

These data/results cannot be reproduced, stored and/or transmitted in whole or in part by any manner of electronic, mechanical, photocopying, recording, broadcasting or otherwise now known or herein after developed without the previous express consent by the copyright owner, except for reproduction in daily press and regular printed publications on sale to the public within 60 days of the event related to those data/results and always provided that copyright symbol appears together as follows below.

© DORNA WSBK ORGANIZATION Srl 2022





MotorLand Aragon 5.077 m

**Pirelli Aragon Round, 8-10 April 2022**  
**Chronological Analysis Race 1**

Start at 15:15'41.772

**3 / 4**

15° 94 A. VERDOIA [1'55.370]								19° 24 L. TACCINI [1'55.511]							
Lap	Seg1	Seg2	Seg3	Seg4	Lap Time	km/h	Local Time	Lap	Seg1	Seg2	Seg3	Seg4	Lap Time	km/h	Local Time
1		33.143	22.354	28.004	2'00.667	276,2	15:17'42.439	1		33.196	22.818	27.955	2'01.530	282,0	15:17'43.302
2	32.947	32.375	22.126	28.108	1'55.556	273,4	15:19'37.995	2	33.036	32.439	22.338	28.130	1'55.943	279,8	15:19'39.245
3	32.859	32.479	22.337	28.067	1'55.742	274,8	15:21'33.737	3	32.923	32.422	22.548	28.349	1'56.242	273,4	15:21'35.487
4	32.850	32.446	22.672	28.573	1'56.541	270,7	15:23'30.278	4	32.759	32.261	22.238	28.253	1'55.511	271,4	15:23'30.998
5	32.732	32.447	22.064	28.127	1'55.370	270,7	15:25'25.648	5	32.740	32.457	22.198	28.340	1'55.735	272,7	15:25'26.733
6	32.818	32.432	22.757	28.058	1'56.065	277,6	15:27'21.713	6	32.780	32.380	22.289	28.239	1'55.688	276,9	15:27'22.421
7	33.116	32.547	22.176	28.140	1'55.979	276,2	15:29'17.692	7	32.889	32.412	22.141	28.154	1'55.596	276,2	15:29'18.017
8	32.896	32.327	22.003	28.212	1'55.438	275,5	15:31'13.130	8	32.876	32.371	22.112	28.248	1'55.607	276,2	15:31'13.624
9	32.757	32.465	22.150	28.230	1'55.602	275,5	15:33'08.732	9	33.244	32.405	22.217	28.654	1'56.520	272,7	15:33'10.144
10	32.856	32.604	22.494	28.241	1'56.195	274,1	15:35'04.927	10	32.983	32.584	22.249	28.409	1'56.225	274,1	15:35'06.369
11	33.248	32.523	22.349	28.307	1'56.427	279,8	15:37'01.354	11	33.344	32.485	22.407	28.291	1'56.527	278,4	15:37'02.896
12	33.056	32.646	22.358	28.012	1'56.072	274,1	15:38'57.426	12	33.287	32.534	22.205	28.308	1'56.334	275,5	15:38'59.230
13	32.905	32.555	22.271	27.970	1'55.701	275,5	15:40'53.127	13	33.005	32.505	22.366	28.372	1'56.248	273,4	15:40'55.478
14	33.057	32.720	23.181	28.459	1'57.417	268,7	15:42'50.544	14	33.049	32.474	22.200	28.306	1'56.029	276,2	15:42'51.507
15	33.456	32.500	22.204	28.164	1'56.324	275,5	15:44'46.868	15	32.990	32.581	22.211	28.339	1'56.121	274,1	15:44'47.628
Race Time 29'02.927								Race Time 29'04.531							
16° 3 R. DE ROSA [1'55.430]								RET 55 Y. MONTELLA [1'55.595]							
Lap	Seg1	Seg2	Seg3	Seg4	Lap Time	km/h	Local Time	Lap	Seg1	Seg2	Seg3	Seg4	Lap Time	km/h	Local Time
1		33.245	22.611	28.157	2'01.935	276,2	15:17'43.707	1		32.424	22.168	27.875	1'58.488	281,3	15:17'40.260
2	33.069	32.427	22.421	28.271	1'56.188	274,1	15:19'39.895	2	33.336	32.231	22.334	27.974	1'55.875	279,8	15:19'36.135
3	33.146	32.519	22.378	28.287	1'56.330	274,8	15:21'36.225	3	32.909	32.658	22.172	27.856	1'55.595	280,5	15:21'31.730
4	33.313	32.547	22.076	28.364	1'56.300	266,7	15:23'32.525	Race Time 5'49.958							
5	32.770	32.377	22.120	28.163	1'55.430	271,4	15:25'27.955								
6	32.769	32.579	22.174	28.058	1'55.580	272,0	15:27'23.535								
7	32.756	32.395	22.191	28.108	1'55.450	272,7	15:29'18.985								
8	32.808	32.481	22.161	28.231	1'55.681	272,0	15:31'14.666								
9	32.927	32.471	22.266	28.330	1'55.994	268,0	15:33'10.660								
10	32.866	32.496	22.279	28.200	1'55.841	272,7	15:35'06.501								
11	32.894	32.430	22.407	28.261	1'55.992	273,4	15:37'02.493								
12	32.760	32.465	22.174	28.130	1'55.529	274,8	15:38'58.022								
13	32.830	32.455	22.325	28.088	1'55.698	272,7	15:40'53.720								
14	32.780	32.789	22.683	28.650	1'56.902	264,1	15:42'50.622								
15	33.065	32.495	22.210	28.558	1'56.328	267,3	15:44'46.950								
Race Time 29'05.178															
17° 25 M. BRENNER [1'55.435]								21° 17 K. SMITH [1'55.984]							
Lap	Seg1	Seg2	Seg3	Seg4	Lap Time	km/h	Local Time	Lap	Seg1	Seg2	Seg3	Seg4	Lap Time	km/h	Local Time
1		32.431	21.954	28.221	1'58.214	275,5	15:17'39.986	1		33.494	22.686	28.259	2'01.180	274,8	15:17'42.952
2	32.569	32.698	22.000	28.168	1'55.435	271,4	15:19'35.421	2	32.963	32.465	22.305	28.251	1'55.984	269,3	15:19'38.936
3	32.762	32.491	21.980	28.449	1'55.682	270,0	15:21'31.103	3	32.803	32.623	22.859	28.870	1'57.155	274,8	15:21'36.091
4	32.890	32.309	22.012	28.224	1'55.435	270,0	15:23'26.538	4	33.662	32.898	22.280	28.560	1'57.400	265,4	15:23'33.491
5	33.301	32.417	22.175	28.246	1'56.139	272,7	15:25'22.677	5	33.080	32.785	22.226	28.494	1'56.585	265,4	15:25'30.076
6	32.967	32.552	22.247	30.976	1'58.742	272,0	15:27'21.419	6	33.057	32.973	22.863	28.506	1'57.399	266,7	15:27'27.475
7	33.002	32.453	22.140	29.662	1'57.257	269,3	15:29'18.676	7	33.056	33.039	22.288	28.602	1'56.985	265,4	15:29'24.460
8	33.034	32.908	22.118	28.200	1'56.260	274,1	15:31'14.936	8	33.348	32.954	22.415	28.611	1'57.328	265,4	15:31'21.788
9	32.923	32.494	22.303	28.260	1'55.980	270,7	15:33'10.916	9	33.145	32.786	22.530	28.645	1'57.106	264,1	15:33'18.894
10	32.922	32.530	22.187	28.270	1'55.909	272,7	15:35'06.825	10	33.235	33.139	22.337	28.684	1'57.395	263,4	15:35'16.289
11	33.019	32.609	22.338	28.259	1'56.225	275,5	15:37'03.050	11	33.170	32.892	22.466	28.566	1'57.094	266,7	15:37'13.383
12	33.232	32.598	22.423	28.248	1'56.501	272,7	15:38'59.551	12	33.347	32.950	22.398	28.751	1'57.446	264,1	15:39'10.829
13	32.867	32.584	22.300	28.220	1'55.971	274,8	15:40'55.522	13	33.149	32.953	22.372	28.518	1'56.992	265,4	15:41'07.821
14	32.759	32.503	22.077	28.466	1'55.805	268,7	15:42'51.327	14	33.283	32.852	22.380	28.663	1'57.178	262,1	15:43'04.999
15	32.918	32.487	22.186	28.231	1'55.822	270,0	15:44'47.149	15	33.127	32.986	22.438	28.755	1'57.306	263,4	15:45'02.305
Race Time 29'05.377								Race Time 29'20.533							
18° 56 P. SEBESTYEN [1'55.509]								RET 6 J. BUIS [1'56.010]							
Lap	Seg1	Seg2	Seg3	Seg4	Lap Time	km/h	Local Time	Lap	Seg1	Seg2	Seg3	Seg4	Lap Time	km/h	Local Time
1		33.088	22.251	27.920	2'00.110	278,4	15:17'41.882	1		33.440	22.696	28.320	2'01.674	280,5	15:17'43.446
2	32.933	32.417	22.209	27.969	1'55.528	276,9	15:19'37.410	2	33.133	32.411	22.363	28.103	1'56.010	276,9	15:19'39.456
3	32.856	32.515	22.106	28.165	1'55.642	273,4	15:21'33.052	3	33.005	32.354	22.669	33.076	2'01.104	275,5	15:21'40.560
4	32.872	32.411	22.740	28.318	1'56.341	268,7	15:23'29.393	4	33.182	32.908	22.529	28.324	1'56.943	276,2	15:23'37.503
								5	33.545	32.716	22.719	41.759	2'10.739	279,8	15:25'48.242
								6	33.635	32.628	22.249	46.962	2'15.474P	270,7	15:28'03.716

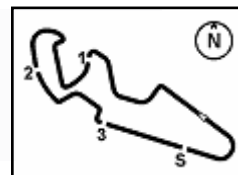
09/04/2022

P = Pits In/Out - C = Lap Time Cancelled

These data/results cannot be reproduced, stored and/or transmitted in whole or in part by any manner of electronic, mechanical, photocopying, recording, broadcasting or otherwise now known or herein after developed without the previous express consent by the copyright owner, except for reproduction in daily press and regular printed publications on sale to the public within 60 days of the event related to those data/results and always provided that copyright symbol appears together as follows below.

© DORNA WSBK ORGANIZATION Srl 2022





MotorLand Aragon 5.077 m

**Pirelli Aragon Round, 8-10 April 2022**

**Chronological Analysis Race 1**

Start at 15:15'41.772

**4 / 4**

Race Time 12'21.944								8	33.290	32.941	22.602	29.208	1'58.041	268,7	15:31'26.078
<b>23° 10 U. ORRADRE [1'56.324]</b>								9	33.434	32.889	22.481	28.528	1'57.332	272,7	15:33'23.410
Lap	Seg.1	Seg.2	Seg.3	Seg.4	Lap Time	km/h	Local Time	10	33.298	32.930	22.461	28.515	1'57.204	270,7	15:35'20.614
1			22.489	28.536	2'21.354	271,4	15:18'03.126	11	33.404	32.946	22.687	28.388	1'57.425	273,4	15:37'18.039
2	33.482	32.728	<b>22.153</b>	<b>28.185</b>	1'56.548	<b>272,7</b>	15:19'59.674	12	33.056	<b>32.733</b>	22.826	28.531	1'57.146	272,0	15:39'15.185
3	33.021	32.680	22.334	28.360	1'56.395	<b>272,7</b>	15:21'56.069	13	33.264	32.948	22.438	28.452	1'57.102	<b>274,8</b>	15:41'12.287
4	33.096	<b>32.555</b>	22.490	28.685	1'56.826	268,0	15:23'52.895	14	33.211	32.742	22.348	28.700	1'57.001	261,5	15:43'09.288
5	33.298	32.689	22.291	28.217	1'56.495	272,0	15:25'49.390	15	33.234	32.859	22.223	28.787	1'57.103	262,8	15:45'06.391
6			23.085	35.538	2'31.673P	269,3	15:28'21.063	Race Time 29'24.619							
7	3'45.460	34.202	22.726	28.489	5'10.877P	270,0	15:33'31.940	<b>27° 73 M. KOFLER [1'56.744]</b>							
8	33.176	32.745	22.252	28.262	1'56.435	269,3	15:35'28.375	Lap	Seg.1	Seg.2	Seg.3	Seg.4	Lap Time	km/h	Local Time
9	<b>32.987</b>	32.820	22.278	28.239	<b>1'56.324</b>	<b>272,7</b>	15:37'24.699	1		33.702	22.695	28.103	2'02.740	277,6	15:17'44.512
10	33.296	32.810	22.364	28.410	1'56.880	270,7	15:39'21.579	2	33.498	32.913	22.614	28.179	1'57.204	<b>280,5</b>	15:19'41.716
11	33.152	32.923	22.479	28.354	1'56.908	<b>272,7</b>	15:41'18.487	3	33.298	32.803	22.599	28.410	1'57.110	272,7	15:21'38.826
12	33.185	32.829	22.477	28.501	1'56.992	268,7	15:43'15.479	4	33.641	32.926	22.698	28.723	1'57.988	269,3	15:23'36.814
13	33.334	33.187	22.786	28.784	1'58.091	269,3	15:45'13.570	5	33.525	32.779	22.821	<b>28.026</b>	1'57.151	274,1	15:25'33.965
Race Time 29'31.798								6	33.302	32.818	22.489	28.135	<b>1'56.744</b>	277,6	15:27'30.709
<b>24° 12 F. FULIGNI [1'56.517]</b>								7	33.387	32.819	22.390	28.392	1'56.988	277,6	15:29'27.697
Lap	Seg.1	Seg.2	Seg.3	Seg.4	Lap Time	km/h	Local Time	8	33.474	32.764	22.434	28.291	1'56.963	278,4	15:31'24.660
1		33.510	22.729	28.367	2'03.416	273,4	15:17'45.188	9	33.267	32.752	22.388	28.376	1'56.783	272,0	15:33'21.443
2	<b>33.104</b>	32.719	22.702	28.328	1'56.853	274,1	15:19'42.041	10	33.329	32.813	<b>22.384</b>	28.476	1'57.002	268,7	15:35'18.445
3	33.310	32.811	22.687	28.214	1'57.022	<b>275,5</b>	15:21'39.063	11	33.460	32.730	22.500	28.310	1'57.000	274,8	15:37'15.445
4	33.658	32.785	22.895	28.454	1'57.792	268,7	15:23'36.855	12	33.746	<b>32.640</b>	22.682	28.152	1'57.220	277,6	15:39'12.665
5	33.124	<b>32.704</b>	22.410	28.279	<b>1'56.517</b>	270,7	15:25'33.372	13	33.430	32.993	22.402	28.280	1'57.105	274,8	15:41'09.770
6	33.542	32.840	<b>22.409</b>	28.270	1'57.061	271,4	15:27'30.433	14	<b>33.151</b>	32.771	22.492	28.398	1'56.812	268,7	15:43'06.582
7	33.351	32.799	22.442	28.420	1'57.012	268,7	15:29'27.445	15	33.464	32.844	22.417	28.419	1'57.144	270,0	15:45'03.726
8	33.399	32.753	22.510	28.625	1'57.287	268,7	15:31'24.732	Race Time 29'21.954							
9	33.369	32.783	22.544	28.353	1'57.049	269,3	15:33'21.781	<b>28° 88 A. ZETTI [1'56.906]</b>							
10	33.222	32.850	22.680	28.340	1'57.092	268,7	15:35'18.873	Lap	Seg.1	Seg.2	Seg.3	Seg.4	Lap Time	km/h	Local Time
11	33.189	32.817	22.568	<b>28.110</b>	1'56.684	272,0	15:37'15.557	1		33.946	22.654	28.395	2'03.930	275,5	15:17'45.702
12	33.297	32.798	22.602	28.446	1'57.143	269,3	15:39'12.700	2	33.434	33.194	22.529	28.400	1'57.557	272,7	15:19'43.259
13	33.859	32.936	22.513	28.249	1'57.557	271,4	15:41'10.257	3	33.204	32.869	22.502	28.331	<b>1'56.906</b>	274,1	15:21'40.165
14	33.275	32.874	22.657	28.517	1'57.323	265,4	15:43'07.580	4	<b>33.171</b>	32.907	22.634	28.536	1'57.248	<b>276,2</b>	15:23'37.413
15	33.269	32.925	22.546	28.695	1'57.435	264,7	15:45'05.015	5	33.310	32.934	22.612	<b>28.188</b>	1'57.044	274,8	15:25'34.457
Race Time 29'23.243								6	33.288	32.958	22.491	28.276	1'57.013	275,5	15:27'31.470
<b>25° 32 D. BAYLISS [1'56.675]</b>								7	33.283	32.889	22.459	28.401	1'57.032	272,7	15:29'28.502
Lap	Seg.1	Seg.2	Seg.3	Seg.4	Lap Time	km/h	Local Time	8	33.325	32.986	22.517	28.598	1'57.426	268,7	15:31'25.928
1		33.362	22.602	28.449	2'02.458	<b>282,7</b>	15:17'44.230	9	33.462	32.892	22.406	28.570	1'57.330	270,0	15:33'23.258
2	33.469	32.931	22.686	28.533	1'57.619	272,7	15:19'41.849	10	33.286	32.978	<b>22.378</b>	28.596	1'57.238	266,7	15:35'20.496
3	33.328	32.831	22.624	<b>28.242</b>	1'57.025	279,1	15:21'38.874	11	33.342	32.997	<b>22.408</b>	28.535	1'57.282	271,4	15:37'17.778
4	33.377	32.849	22.314	28.752	1'57.292	268,7	15:23'36.166	12	33.178	<b>32.778</b>	22.697	28.531	1'57.184	269,3	15:39'14.962
5	33.488	32.944	22.197	28.482	1'57.111	270,7	15:25'33.277	13	33.381	32.887	22.408	28.613	1'57.289	272,0	15:41'12.251
6	33.463	32.871	22.243	28.369	1'56.946	272,0	15:27'30.223	14	33.621	32.983	22.576	28.563	1'57.743	266,7	15:43'09.994
7	33.393	32.871	22.249	28.464	1'56.977	269,3	15:29'27.200	15	33.444	33.006	22.508	28.654	1'57.612	266,7	15:45'07.606
8	33.318	33.025	22.256	28.481	1'57.080	269,3	15:31'24.280	Race Time 29'25.834							
9	33.232	<b>32.830</b>	<b>22.153</b>	28.460	<b>1'56.675</b>	270,0	15:33'20.955	<b>29° 15 E. MCMANUS [1'57.424]</b>							
10	33.292	32.951	22.349	28.606	1'57.198	267,3	15:35'18.153	Lap	Seg.1	Seg.2	Seg.3	Seg.4	Lap Time	km/h	Local Time
11	33.340	32.845	22.392	28.396	1'56.973	270,7	15:37'15.126	1		34.239	22.990	28.693	2'04.565	<b>276,2</b>	15:17'46.337
12	33.257	32.903	22.363	28.469	1'56.992	270,7	15:39'12.118	2	33.590	33.100	22.541	28.615	1'57.846	272,0	15:19'44.183
13	<b>33.198</b>	33.059	22.311	28.385	1'56.953	271,4	15:41'09.071	3	<b>33.264</b>	<b>33.029</b>	22.604	<b>28.527</b>	<b>1'57.424</b>	272,7	15:21'41.607
14	33.254	32.831	22.419	28.477	1'56.981	268,7	15:43'06.052	4	33.428	33.641	<b>22.443</b>	28.812	1'58.324	266,0	15:23'39.931
15	33.233	33.093	22.531	28.696	1'57.553	267,3	15:45'03.605	5	33.627	34.387	22.617	28.831	1'59.462	265,4	15:25'39.393
Race Time 29'21.833								6	33.448	33.364	22.675	29.140	1'58.627	267,3	15:27'38.020
<b>26° 50 D. VOSTATEK [1'56.716]</b>								7	33.812	33.386	22.656	29.167	1'59.021	265,4	15:29'37.041
Lap	Seg.1	Seg.2	Seg.3	Seg.4	Lap Time	km/h	Local Time	8	33.552	33.196	23.173	28.933	1'58.854	263,4	15:31'35.895
1		33.369	22.879	29.145	2'04.104	274,1	15:17'45.876	9	33.439	33.186	23.828	29.086	1'59.539	264,1	15:33'35.434
2	33.364	32.793	<b>22.197</b>	28.409	1'56.763	271,4	15:19'42.639	10	33.589	33.506	23.097	28.909	1'59.101	265,4	15:35'34.535
3	<b>32.871</b>	33.026	22.520	<b>28.299</b>	<b>1'56.716</b>	274,1	15:21'39.355	11	33.724	33.689	23.157	29.123	1'59.693	267,3	15:37'34.228
4	33.456	33.004	22.913	28.533	1'57.906	269,3	15:23'37.261	12	33.883	33.435	22.932	28.947	1'59.197	264,7	15:39'33.425
5	33.246	32.857	22.325	28.533	1'56.961	268,7	15:25'34.222	13	33.742	33.877	22.963	28.832	1'59.414	264,7	15:41'32.839
6	33.176	33.016	22.387	28.311	1'56.890	273,4	15:27'31.112	14	33.800	33.665	22.720	28.961	1'59.146	265,4	15:43'31.985
7	33.208	32.913	22.300	28.504	1'56.925	271,4	15:29'28.037	15	33.783	33.472	22.907	29.029	1'59.191	264,1	15:45'31.176
Race Time 29'49.404															

09/04/2022

P = Pits In/Out - C = Lap Time Cancelled

These data/results cannot be reproduced, stored and/or transmitted in whole or in part by any manner of electronic, mechanical, photocopying, recording, broadcasting or otherwise now known or herein after developed without the previous express consent by the copyright owner, except for reproduction in daily press and regular printed publications on sale to the public within 60 days of the event related to those data/results and always provided that copyright symbol appears together as follows below.

© DORNA WSBK ORGANIZATION Srl 2022