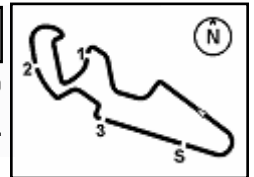


MotorLand Aragon 5.077 m

**Pirelli Aragon Round, 8-10 April 2022**  
**Biographical Entry List**

No.	Rider (Abbreviation)	Age	Date of Birth	Place of Birth	Nat	Bike Team	Wins 2022	Podiums 2022	Pole 2022	Races 2022	Tyres	Class
1	<b>3 DE ROSA Raffaele</b> [DeR]	35	25/03/1987	Napoli	ITA	<b>Ducati Panigale V2</b> Orelac Racing Verdatura WorldSSP	1	16		90	Pirelli	
2	<b>6 BUIS Jeffrey</b> [Bui]	20	27/12/2001	Meppel	NED	<b>Kawasaki ZX-6R</b> Motozoo Racing by Puccetti				4	Pirelli	*
3	<b>7 BALDASSARRI Lorenzo</b> [Bal]	25	06/11/1996	San Severino Marche	ITA	<b>Yamaha YZF R6</b> Evan Bros.WorldSSP Yamaha Team					Pirelli	
4	<b>10 ORRADRE Unai</b> [Orr]	17	09/04/2004	La Rioja	ESP	<b>Yamaha YZF R6</b> MS Racing Yamaha WorldSSP				11	Pirelli	
5	<b>11 BULEGA Nicolo</b> [Bul]	22	16/10/1999	Montecchio Emilia	ITA	<b>Ducati Panigale V2</b> Aruba.it Racing Supersport Team					Pirelli	
6	<b>12 FULIGNI Filippo</b> [FFi]	23	11/01/1999	Bologna	ITA	<b>Ducati Panigale V2</b> D34G Racing				4	Pirelli	*
7	<b>15 MCMANUS Eugene James</b> [McM]	22	19/04/1999	Antrim	IRL	<b>Kawasaki ZX-6R</b> Motozoo Racing by Puccetti				4	Pirelli	
8	<b>16 CLUZEL Jules</b> [Clu]	33	12/10/1988	Montluçon	FRA	<b>Yamaha YZF R6</b> GMT94 Yamaha	24	62	24	113	Pirelli	
9	<b>17 SMITH Kyle</b> [Smi]	30	16/09/1991	Huddersfield	GBR	<b>Yamaha YZF R6</b> VFT Racing	3	9	2	62	Pirelli	
10	<b>22 FULIGNI Federico</b> [FFe]	26	01/06/1995	Bologna	ITA	<b>Ducati Panigale V2</b> D34G Racing				44	Pirelli	*
11	<b>24 TACCINI Leonardo</b> [Tac]	19	18/09/2002	Rome	ITA	<b>Yamaha YZF R6</b> Ten Kate Racing Yamaha				21	Pirelli	
12	<b>25 BRENNER Marcel</b> [Bre]	24	25/07/1997	Ostermundigen	SUI	<b>Yamaha YZF R6</b> VFT Racing				13	Pirelli	*
13	<b>28 VAN STRAALEN Glenn</b> [vSt]	21	30/09/2000	Hoogkarspel	NED	<b>Yamaha YZF R6</b> EAB Racing Team				29	Pirelli	
14	<b>32 BAYLISS Oliver</b> [Bay]	18	20/09/2003	Monaco	AUS	<b>Ducati Panigale V2</b> BARNI Spark Racing Team					Pirelli	
15	<b>38 SOOMER Hannes</b> [Soo]	24	17/02/1998	Tallinn	EST	<b>Triumph Street Triple RS</b> Dynavolt Triumph		3		68	Pirelli	
16	<b>50 VOSTATEK Ondrej</b> [Vos]	17	06/08/2004	Praha	CZE	<b>Yamaha YZF R6</b> MS Racing Yamaha WorldSSP				6	Pirelli	
17	<b>52 HOBELBERGER Patrick</b> [Hob]	25	04/09/1996	Landau	GER	<b>Yamaha YZF R6</b> Kallio Racing				19	Pirelli	
18	<b>54 SOFUOGLU Bahattin</b> [Sof]	18	19/08/2003	Adapazari	TUR	<b>MV Agusta F3 800 RR</b> MV Agusta Reparto Corse					Pirelli	*
19	<b>55 MONTELLA Yari</b> [Mon]	22	05/01/2000	Oliveto Citra	ITA	<b>Kawasaki ZX-6R</b> Kawasaki Puccetti Racing				2	Pirelli	
20	<b>56 SEBESTYÉN Péter</b> [Seb]	27	16/05/1994	Budapest	HUN	<b>Yamaha YZF R6</b> Evan Bros.WorldSSP Yamaha Team				59	Pirelli	
21	<b>61 ONCU Can</b> [Onc]	18	26/07/2003	Alanya	TUR	<b>Kawasaki ZX-6R</b> Kawasaki Puccetti Racing		3		38	Pirelli	
22	<b>62 MANZI Stefano</b> [Man]	23	29/03/1999	Rimini	ITA	<b>Triumph Street Triple RS</b> Dynavolt Triumph				1	Pirelli	
23	<b>64 CARICASULO Federico</b> [Car]	26	06/04/1996	Ravenna	ITA	<b>Ducati Panigale V2</b> Althea Racing	6	22	9	69	Pirelli	
24	<b>66 TUULI Niki</b> [Tuu]	26	26/11/1995	Myrskylä	FIN	<b>MV Agusta F3 800 RR</b> MV Agusta Reparto Corse	1	8	1	43	Pirelli	
25	<b>69 BOOTH-AMOS Thomas</b> [Boo]	26	12/03/1996	Shropshire	GBR	<b>Kawasaki ZX-6R</b> Prodina Racing WorldSSP					Pirelli	*
26	<b>73 KOFLER Maximilian</b> [Kof]	21	18/08/2000	Attnang-Puchheim	AUT	<b>Ducati Panigale V2</b> CM Racing					Pirelli	
27	<b>77 AEGERTER Dominique</b> [Aeg]	31	30/09/1990	Röthenbach Im Emmental Be	SUI	<b>Yamaha YZF R6</b> Ten Kate Racing Yamaha	10	16	4	21	Pirelli	
28	<b>88 ZETTI Alessandro</b> [Zet]	20	22/03/2002	Scandiano	ITA	<b>Yamaha YZF R6</b> Kallio Racing					Pirelli	*
29	<b>94 VERDDIA Andy</b> [Ver]	19	30/10/2002	Nice	FRA	<b>Yamaha YZF R6</b> GMT94 Yamaha	1	1		18	Pirelli	
30	<b>99 HUERTAS Adrian</b> [Hue]	18	21/08/2003	Madrid	ESP	<b>Kawasaki ZX-6R</b> MTM Kawasaki					Pirelli	



**Pirelli Aragon Round, 8-10 April 2022**  
**Results Free Practice 1st Session**

No.	Rider	Nat	Team	Bike	Class	Time	Gap	Rel.	Laps	Speed	
										Avg	Max
1	<b>77 D. AEGERTER</b>	SUI	Ten Kate Racing Yamaha	Yamaha YZF R6		<b>1'54.070</b>			16	160,228	<b>274,8</b>
2	<b>7 L. BALDASSARRI</b>	ITA	Evan Bros.WorldSSP Yamaha Team	Yamaha YZF R6		<b>1'54.298</b>	0.228	0.228	14	159,908	<b>275,5</b>
3	<b>16 J. CLUZEL</b>	FRA	GMT94 Yamaha	Yamaha YZF R6		<b>1'54.445</b>	0.375	0.147	19	159,703	<b>272,7</b>
4	<b>61 C. ONCU</b>	TUR	Kawasaki Puccetti Racing	Kawasaki ZX-6R		<b>1'54.478</b>	0.408	0.033	17	159,657	<b>272,7</b>
5	<b>64 F. CARICASULO</b>	ITA	Althea Racing	Ducati Panigale V2		<b>1'54.597</b>	0.527	0.119	17	159,491	<b>274,1</b>
6	<b>62 S. MANZI</b>	ITA	Dynavolt Triumph	Triumph Street Triple RS		<b>1'54.633</b>	0.563	0.036	13	159,441	<b>269,3</b>
7	<b>25 M. BRENNER</b>	SUI	VFT Racing	Yamaha YZF R6	*	<b>1'54.688</b>	0.618	0.055	17	159,365	<b>272,7</b>
8	<b>52 P. HOBELSBERGER</b>	GER	Kallio Racing	Yamaha YZF R6		<b>1'54.727</b>	0.657	0.039	13	159,310	<b>269,3</b>
9	<b>66 N. TUULI</b>	FIN	MV Agusta Reparto Corse	MV Agusta F3 800 RR		<b>1'54.793</b>	0.723	0.066	15	159,219	<b>268,0</b>
10	<b>28 G. VAN STRAALLEN</b>	NED	EAB Racing Team	Yamaha YZF R6		<b>1'54.800</b>	0.730	0.007	16	159,209	<b>273,4</b>
11	<b>94 A. VERDOIA</b>	FRA	GMT94 Yamaha	Yamaha YZF R6		<b>1'54.944</b>	0.874	0.144	17	159,010	<b>274,8</b>
12	<b>11 N. BULEGA</b>	ITA	Aruba.it Racing Supersport Team	Ducati Panigale V2		<b>1'55.019</b>	0.949	0.075	17	158,906	<b>269,3</b>
13	<b>55 Y. MONTELLA</b>	ITA	Kawasaki Puccetti Racing	Kawasaki ZX-6R		<b>1'55.128</b>	1.058	0.109	16	158,755	<b>272,0</b>
14	<b>38 H. SOOMER</b>	EST	Dynavolt Triumph	Triumph Street Triple RS		<b>1'55.240</b>	1.170	0.112	16	158,601	<b>271,4</b>
15	<b>3 R. DE ROSA</b>	ITA	Orelac Racing Verd'natura WorldSSP	Ducati Panigale V2		<b>1'55.243</b>	1.173	0.003	16	158,597	<b>270,0</b>
16	<b>17 K. SMITH</b>	GBR	VFT Racing	Yamaha YZF R6		<b>1'55.420</b>	1.350	0.177	18	158,354	<b>268,0</b>
17	<b>99 A. HUERTAS</b>	ESP	MTM Kawasaki	Kawasaki ZX-6R		<b>1'55.567</b>	1.497	0.147	13	158,152	<b>274,1</b>
18	<b>24 L. TACCINI</b>	ITA	Ten Kate Racing Yamaha	Yamaha YZF R6		<b>1'55.805</b>	1.735	0.238	14	157,827	<b>274,8</b>
19	<b>69 T. BOOTH-AMOS</b>	GBR	Prodina Racing WorldSSP	Kawasaki ZX-6R	*	<b>1'55.818</b>	1.748	0.013	16	157,810	<b>274,8</b>
20	<b>56 P. SEBESTYÉN</b>	HUN	Evan Bros.WorldSSP Yamaha Team	Yamaha YZF R6		<b>1'55.924</b>	1.854	0.106	13	157,665	<b>276,9</b>
21	<b>54 B. SOFUOGLU</b>	TUR	MV Agusta Reparto Corse	MV Agusta F3 800 RR	*	<b>1'56.014</b>	1.944	0.090	15	157,543	<b>268,0</b>
22	<b>50 O. VOSTATEK</b>	CZE	MS Racing Yamaha WorldSSP	Yamaha YZF R6		<b>1'56.259</b>	2.189	0.245	15	157,211	<b>271,4</b>
23	<b>6 J. BUJS</b>	NED	Motozoo Racing by Puccetti	Kawasaki ZX-6R	*	<b>1'56.275</b>	2.205	0.016	17	157,189	<b>274,8</b>
24	<b>73 M. KOFLER</b>	AUT	CM Racing	Ducati Panigale V2		<b>1'56.544</b>	2.474	0.269	11	156,827	<b>269,3</b>
25	<b>32 O. BAYLISS</b>	AUS	BARNI Spark Racing Team	Ducati Panigale V2		<b>1'56.561</b>	2.491	0.017	17	156,804	<b>272,0</b>
26	<b>12 F. FULIGNI</b>	ITA	D34G Racing	Ducati Panigale V2	*	<b>1'56.948</b>	2.878	0.387	19	156,285	<b>270,0</b>
27	<b>10 U. ORRADRE</b>	ESP	MS Racing Yamaha WorldSSP	Yamaha YZF R6		<b>1'56.955</b>	2.885	0.007	16	156,275	<b>275,5</b>
28	<b>15 E. MCMANUS</b>	IRL	Motozoo Racing by Puccetti	Kawasaki ZX-6R		<b>1'57.487</b>	3.417	0.532	16	155,568	<b>268,0</b>
29	<b>88 A. ZETTI</b>	ITA	Kallio Racing	Yamaha YZF R6	*	<b>1'57.825</b>	3.755	0.338	17	155,122	<b>268,0</b>
30	<b>22 F. FULIGNI</b>	ITA	D34G Racing	Ducati Panigale V2	*	<b>1'58.883</b>	4.813	1.058	16	153,741	<b>266,7</b>

**Qualifying Lap Time (105% of 1'54.070): 1'59.774**

\* WorldSSP Challenge

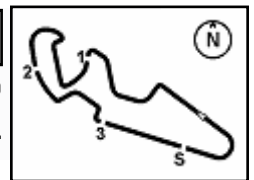
AIR	Humidity:	49%	Temp:	17°C
TRACK	Condition:	Dry	Temp:	27°C

Records	Pole	[SP]	2021	J.Cluzel	1'52.937	161,840	Km/h
	Race	[RC2]	2020	A.Locatelli	1'53.990	160,340	Km/h
	All Times	[SP]	2021	J.Cluzel	1'52.937	161,840	Km/h

Start 08/04/2022 11:25 End 12:12 The results are provisional until the end of the time limit for protests and appeals and the completion of the technical checks.

These data/results cannot be reproduced, stored and/or transmitted in whole or in part by any manner of electronic, mechanical, photocopying, recording, broadcasting or otherwise now known or herein after developed without the previous express consent by the copyright owner, except for reproduction in daily press and regular printed publications on sale to the public within 60 days of the event related to those data/results and always provided that copyright symbol appears together as follows below.

© DORNA WSBK ORGANIZATION Srl 2022



**Pirelli Aragon Round, 8-10 April 2022**  
**Results Free Practice 1st Session**

**Session Highlights**

Local Time	No. Rider	Description
11.25.22		WorldSSP Pit Intervention Time: 1min 11secs
11.36.07	<b>55</b> Y. MONTELLA	Lap Cancelled [1'56.150] - Exceeded Track Limits - Turn 14
11.38.41	<b>6</b> J. BUIS	Lap Cancelled [1'56.391] - Exceeded Track Limits - Turn 15
11.57.55	<b>62</b> S. MANZI	Lap Cancelled [10'55.885] - Exceeded Track Limits - Turn 11
11.58.12	<b>54</b> B. SOFUOGLU	Current Lap Cancelled - Exceeded Track Limits - Turn 10
12.06.12	<b>10</b> U. ORRADRE	Lap Cancelled [1'57.947] - Exceeded Track Limits - Turn 15
12.07.19	<b>56</b> P. SEBESTYÉN	Current Lap Cancelled - Exceeded Track Limits - Turn 10
12.07.34	<b>73</b> M. KOFLER	Crashed - Turn 16
12.07.55	<b>73</b> M. KOFLER	Re-joined
12.08.07	<b>54</b> B. SOFUOGLU	Crashed - Re-Joined - Turn 12
12.09.44	<b>94</b> A. VERDIA	Technical Problem - Turn 16
12.12.36	<b>69</b> T. BOOTH-AMOS	Lap Cancelled [1'56.428] - Exceeded Track Limits - Turn 10
12.12.50		End Of Session

**Fastest Laps Sequence**

No.	Rider	Nat	Team	Bike	Local Time	Time	Gap	Avg
<b>24</b>	L. TACCINI	ITA	Ten Kate Racing Yamaha	Yamaha YZF R6	11:29'08.505	<b>1'57.371</b>		155,722
<b>61</b>	C. ONCU	TUR	Kawasaki Puccetti Racing	Kawasaki ZX-6R	11:29'08.673	<b>1'54.868</b>	-2.503	159,115
<b>61</b>	C. ONCU	TUR	Kawasaki Puccetti Racing	Kawasaki ZX-6R	11:31'03.151	<b>1'54.478</b>	-0.390	159,657
<b>7</b>	L. BALDASSARRI	ITA	Evan Bros.WorldSSP Yamaha Team	Yamaha YZF R6	11:34'18.486	<b>1'54.338</b>	-0.140	159,852
<b>77</b>	D. AEGERTER	SUI	Ten Kate Racing Yamaha	Yamaha YZF R6	11:37'42.550	<b>1'54.070</b>	-0.268	160,228

08/04/2022 Start 11:25 End 12:12 The results are provisional until the end of the time limit for protests and appeals and the completion of the technical checks.

These data/results cannot be reproduced, stored and/or transmitted in whole or in part by any manner of electronic, mechanical, photocopying, recording, broadcasting or otherwise now known or herein after developed without the previous express consent by the copyright owner, except for reproduction in daily press and regular printed publications on sale to the public within 60 days of the event related to those data/results and always provided that copyright symbol appears together as follows below.

© DORNA WSBK ORGANIZATION Srl 2022

**Pirelli Aragon Round, 8-10 April 2022**  
**Best Sectors & Speed Free Practice 1st Session**

BEST LAP			
1	77	D. AEGERTER	Yamaha YZF R6 1'54.070
2	7	L. BALDASSARRI	Yamaha YZF R6 1'54.298
3	16	J. CLUZEL	Yamaha YZF R6 1'54.445
4	61	C. ONCU	Kawasaki ZX-6R 1'54.478
5	64	F. CARICASULO	Ducati Panigale V2 1'54.597
6	62	S. MANZI	Triumph Street Triple RS 1'54.633
7	25	M. BRENNER	Yamaha YZF R6 1'54.688
8	52	P. HOBELSBERGER	Yamaha YZF R6 1'54.727
9	66	N. TUULI	MV Agusta F3 800 RR 1'54.793
10	28	G. VAN STRAALLEN	Yamaha YZF R6 1'54.800
11	94	A. VERDOIA	Yamaha YZF R6 1'54.944
12	11	N. BULEGA	Ducati Panigale V2 1'55.019
13	55	Y. MONTELLA	Kawasaki ZX-6R 1'55.128
14	38	H. SOOMER	Triumph Street Triple RS 1'55.240
15	3	R. DE ROSA	Ducati Panigale V2 1'55.243
16	17	K. SMITH	Yamaha YZF R6 1'55.420
17	99	A. HUERTAS	Kawasaki ZX-6R 1'55.567
18	24	L. TACCINI	Yamaha YZF R6 1'55.805
19	69	T. BOOTH-AMOS	Kawasaki ZX-6R 1'55.818
20	56	P. SEBESTYÉN	Yamaha YZF R6 1'55.924
21	54	B. SOFUOGLU	MV Agusta F3 800 RR 1'56.014
22	50	D. VOSTATEK	Yamaha YZF R6 1'56.259
23	6	J. BUIS	Kawasaki ZX-6R 1'56.275
24	73	M. KOFLER	Ducati Panigale V2 1'56.544
25	32	D. BAYLISS	Ducati Panigale V2 1'56.561
26	12	F. FULIGNI	Ducati Panigale V2 1'56.948
27	10	U. ORRADRE	Yamaha YZF R6 1'56.955
28	15	E. MCMANUS	Kawasaki ZX-6R 1'57.487
29	88	A. ZETTI	Yamaha YZF R6 1'57.825
30	22	F. FULIGNI	Ducati Panigale V2 1'58.883

SPEED			
1	56	P. SEBESTYÉN	Yamaha YZF R6 276.9
2	10	U. ORRADRE	Yamaha YZF R6 275.5
3	7	L. BALDASSARRI	Yamaha YZF R6 275.5
4	94	A. VERDOIA	Yamaha YZF R6 274.8
5	77	D. AEGERTER	Yamaha YZF R6 274.8
6	6	J. BUIS	Kawasaki ZX-6R 274.8
7	69	T. BOOTH-AMOS	Kawasaki ZX-6R 274.8
8	24	L. TACCINI	Yamaha YZF R6 274.8
9	99	A. HUERTAS	Kawasaki ZX-6R 274.1
10	64	F. CARICASULO	Ducati Panigale V2 274.1
11	28	G. VAN STRAALLEN	Yamaha YZF R6 273.4
12	16	J. CLUZEL	Yamaha YZF R6 272.7
13	61	C. ONCU	Kawasaki ZX-6R 272.7
14	25	M. BRENNER	Yamaha YZF R6 272.7
15	32	D. BAYLISS	Ducati Panigale V2 272.0
16	55	Y. MONTELLA	Kawasaki ZX-6R 272.0
17	38	H. SOOMER	Triumph Street Triple RS 271.4
18	50	D. VOSTATEK	Yamaha YZF R6 271.4
19	12	F. FULIGNI	Ducati Panigale V2 270.0
20	3	R. DE ROSA	Ducati Panigale V2 270.0
21	73	M. KOFLER	Ducati Panigale V2 269.3
22	11	N. BULEGA	Ducati Panigale V2 269.3
23	52	P. HOBELSBERGER	Yamaha YZF R6 269.3
24	62	S. MANZI	Triumph Street Triple RS 269.3
25	88	A. ZETTI	Yamaha YZF R6 268.0
26	54	B. SOFUOGLU	MV Agusta F3 800 RR 268.0
27	66	N. TUULI	MV Agusta F3 800 RR 268.0
28	17	K. SMITH	Yamaha YZF R6 268.0
29	15	E. MCMANUS	Kawasaki ZX-6R 268.0
30	22	F. FULIGNI	Ducati Panigale V2 266.7

SEG. 1		
1	77	D. AEGERTER 32.114
2	25	M. BRENNER 32.399
3	61	C. ONCU 32.431
4	28	G. VAN STRAALLEN 32.436
5	7	L. BALDASSARRI 32.443
6	16	J. CLUZEL 32.465
7	66	N. TUULI 32.487
8	52	P. HOBELSBERGER 32.490
9	62	S. MANZI 32.504
10	38	H. SOOMER 32.574
11	94	A. VERDOIA 32.587
12	64	F. CARICASULO 32.598
13	3	R. DE ROSA 32.633
14	17	K. SMITH 32.645
15	55	Y. MONTELLA 32.674
16	99	A. HUERTAS 32.680
17	11	N. BULEGA 32.705
18	24	L. TACCINI 32.805
19	54	B. SOFUOGLU 32.845
20	69	T. BOOTH-AMOS 32.939
21	56	P. SEBESTYÉN 32.940
22	6	J. BUIS 32.993
23	50	D. VOSTATEK 33.034
24	73	M. KOFLER 33.086
25	12	F. FULIGNI 33.116
26	32	D. BAYLISS 33.185
27	10	U. ORRADRE 33.251
28	88	A. ZETTI 33.289
29	15	E. MCMANUS 33.407
30	22	F. FULIGNI 33.692

SEG. 2		
1	7	L. BALDASSARRI 31.814
2	77	D. AEGERTER 31.957
3	16	J. CLUZEL 32.013
4	62	S. MANZI 32.032
5	66	N. TUULI 32.072
6	64	F. CARICASULO 32.077
7	28	G. VAN STRAALLEN 32.082
8	52	P. HOBELSBERGER 32.095
9	11	N. BULEGA 32.107
10	61	C. ONCU 32.110
11	25	M. BRENNER 32.119
12	99	A. HUERTAS 32.212
13	94	A. VERDOIA 32.243
14	17	K. SMITH 32.280
15	55	Y. MONTELLA 32.321
16	3	R. DE ROSA 32.351
17	38	H. SOOMER 32.358
18	54	B. SOFUOGLU 32.415
19	24	L. TACCINI 32.431
20	69	T. BOOTH-AMOS 32.436
21	73	M. KOFLER 32.494
22	50	D. VOSTATEK 32.504
23	6	J. BUIS 32.555
24	56	P. SEBESTYÉN 32.580
25	12	F. FULIGNI 32.665
26	10	U. ORRADRE 32.672
27	32	D. BAYLISS 32.715
28	15	E. MCMANUS 32.913
29	88	A. ZETTI 32.946
30	22	F. FULIGNI 33.393

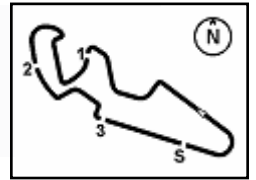
SEG. 3		
1	7	L. BALDASSARRI 21.698
2	64	F. CARICASULO 21.743
3	62	S. MANZI 21.751
4	16	J. CLUZEL 21.771
5	77	D. AEGERTER 21.823
6	61	C. ONCU 21.825
7	11	N. BULEGA 21.870
8	52	P. HOBELSBERGER 21.930
9	66	N. TUULI 21.932
10	25	M. BRENNER 21.938
11	3	R. DE ROSA 21.960
12	55	Y. MONTELLA 21.975
13	17	K. SMITH 21.981
14	94	A. VERDOIA 21.993
15	28	G. VAN STRAALLEN 21.996
16	69	T. BOOTH-AMOS 22.005
17	99	A. HUERTAS 22.035
18	38	H. SOOMER 22.045
19	6	J. BUIS 22.059
20	24	L. TACCINI 22.107
21	50	D. VOSTATEK 22.133
22	73	M. KOFLER 22.157
23	32	D. BAYLISS 22.195
24	56	P. SEBESTYÉN 22.275
25	54	B. SOFUOGLU 22.329
26	12	F. FULIGNI 22.337
27	88	A. ZETTI 22.450
28	10	U. ORRADRE 22.469
29	15	E. MCMANUS 22.596
30	22	F. FULIGNI 22.908

SEG. 4		
1	77	D. AEGERTER 27.791
2	7	L. BALDASSARRI 27.807
3	16	J. CLUZEL 27.965
4	55	Y. MONTELLA 28.012
5	62	S. MANZI 28.036
6	99	A. HUERTAS 28.038
7	61	C. ONCU 28.049
8	66	N. TUULI 28.049
9	38	H. SOOMER 28.074
10	64	F. CARICASULO 28.083
11	56	P. SEBESTYÉN 28.088
12	54	B. SOFUOGLU 28.098
13	69	T. BOOTH-AMOS 28.119
14	94	A. VERDOIA 28.121
15	52	P. HOBELSBERGER 28.135
16	3	R. DE ROSA 28.140
17	11	N. BULEGA 28.148
18	28	G. VAN STRAALLEN 28.164
19	25	M. BRENNER 28.171
20	32	D. BAYLISS 28.192
21	24	L. TACCINI 28.213
22	17	K. SMITH 28.300
23	6	J. BUIS 28.328
24	73	M. KOFLER 28.346
25	10	U. ORRADRE 28.371
26	50	D. VOSTATEK 28.426
27	12	F. FULIGNI 28.438
28	15	E. MCMANUS 28.490
29	88	A. ZETTI 28.575
30	22	F. FULIGNI 28.790

08/04/2022

These data/results cannot be reproduced, stored and/or transmitted in whole or in part by any manner of electronic, mechanical, photocopying, recording, broadcasting or otherwise now known or herein after developed without the previous express consent by the copyright owner, except for reproduction in daily press and regular printed publications on sale to the public within 60 days of the event related to those data/results and always provided that copyright symbol appears together as follows below.

© DORNA WSBK ORGANIZATION Srl 2022



**Pirelli Aragon Round, 8-10 April 2022**  
**Ideal Times Free Practice 1st Session**

No.	Rider	Nat	Bike	Seg. 1	Seg. 2	Seg. 3	Seg. 4	Ideal Time		
				Diff. 1	Diff. 2	Diff. 3	Diff. 4	Best Lap	Pos.	Diff.
1	<b>77 D. AEGERTER</b>	SUI	Yamaha YZF R6	<b>32.114</b> +0.048	31.957 +0.018	21.823 +0.078	<b>27.791</b> +0.241	<b>1'53.685</b> 1'54.070	1	0.385
2	<b>7 L. BALDASSARRI</b>	ITA	Yamaha YZF R6	32.443 +0.024	<b>31.814</b> +0.473	<b>21.698</b> +0.039	27.807	<b>1'53.762</b> 1'54.298	2	0.536
3	<b>16 J. CLUZEL</b>	FRA	Yamaha YZF R6	32.465 +0.057	32.013	21.771	27.965 +0.174	<b>1'54.214</b> 1'54.445	3	0.231
4	<b>62 S. MANZI</b>	ITA	Triumph Street Triple RS	32.504	32.032 +0.225	21.751 +0.085	28.036	<b>1'54.323</b> 1'54.633	6	0.310
5	<b>61 C. ONCU</b>	TUR	Kawasaki ZX-6R	32.431	32.110 +0.063	21.825	28.049	<b>1'54.415</b> 1'54.478	4	0.063
6	<b>64 F. CARICASULO</b>	ITA	Ducati Panigale V2	32.598 +0.068	32.077	21.743 +0.028	28.083	<b>1'54.501</b> 1'54.597	5	0.096
7	<b>66 N. TUULI</b>	FIN	MV Agusta F3 800 RR	32.487 +0.037	32.072	21.932 +0.216	28.049	<b>1'54.540</b> 1'54.793	9	0.253
8	<b>25 M. BRENNER</b>	SUI	Yamaha YZF R6	32.399	32.119	21.938	28.171 +0.061	<b>1'54.627</b> 1'54.688	7	0.061
9	<b>52 P. HOBELSBERGER</b>	GER	Yamaha YZF R6	32.490	32.095	21.930 +0.077	28.135	<b>1'54.650</b> 1'54.727	8	0.077
10	<b>28 G. VAN STRAALEN</b>	NED	Yamaha YZF R6	32.436 +0.122	32.082	21.996	28.164	<b>1'54.678</b> 1'54.800	10	0.122
11	<b>11 N. BULEGA</b>	ITA	Ducati Panigale V2	32.705 +0.065	32.107 +0.092	21.870 +0.032	28.148	<b>1'54.830</b> 1'55.019	12	0.189
12	<b>94 A. VERDOIA</b>	FRA	Yamaha YZF R6	32.587	32.243	21.993	28.121	<b>1'54.944</b> 1'54.944	11	
13	<b>99 A. HUERTAS</b>	ESP	Kawasaki ZX-6R	32.680 +0.092	32.212 +0.211	22.035 +0.095	28.038 +0.204	<b>1'54.965</b> 1'55.567	17	0.602
14	<b>55 Y. MONTELLA</b>	ITA	Kawasaki ZX-6R	32.674	32.321	21.975 +0.040	28.012 +0.106	<b>1'54.982</b> 1'55.128	13	0.146
15	<b>38 H. SOOMER</b>	EST	Triumph Street Triple RS	32.574	32.358 +0.048	22.045 +0.070	28.074 +0.071	<b>1'55.051</b> 1'55.240	14	0.189
16	<b>3 R. DE ROSA</b>	ITA	Ducati Panigale V2	32.633 +0.024	32.351 +0.066	21.960 +0.069	28.140	<b>1'55.084</b> 1'55.243	15	0.159
17	<b>17 K. SMITH</b>	GBR	Yamaha YZF R6	32.645 +0.030	32.280 +0.069	21.981 +0.096	28.300 +0.019	<b>1'55.206</b> 1'55.420	16	0.214
18	<b>69 T. BOOTH-AMOS</b>	GBR	Kawasaki ZX-6R	32.939 +0.126	32.436 +0.113	22.005	28.119 +0.080	<b>1'55.499</b> 1'55.818	19	0.319
19	<b>24 L. TACCINI</b>	ITA	Yamaha YZF R6	32.805	32.431 +0.183	22.107 +0.066	28.213	<b>1'55.556</b> 1'55.805	18	0.249
20	<b>54 B. SOFUOGLU</b>	TUR	MV Agusta F3 800 RR	32.845 +0.223	32.415 +0.104	22.329	28.098	<b>1'55.687</b> 1'56.014	21	0.327
21	<b>56 P. SEBESTYÉN</b>	HUN	Yamaha YZF R6	32.940	32.580	22.275 +0.030	28.088 +0.011	<b>1'55.883</b> 1'55.924	20	0.041
22	<b>6 J. BUIS</b>	NED	Kawasaki ZX-6R	32.993 +0.125	32.555 +0.044	22.059 +0.092	28.328 +0.079	<b>1'55.935</b> 1'56.275	23	0.340
23	<b>73 M. KOFLER</b>	AUT	Ducati Panigale V2	33.086 +0.083	32.494 +0.229	22.157 +0.149	28.346	<b>1'56.083</b> 1'56.544	24	0.461
24	<b>50 D. VOSTATEK</b>	CZE	Yamaha YZF R6	33.034 +0.130	32.504	22.133 +0.032	28.426	<b>1'56.097</b> 1'56.259	22	0.162
25	<b>32 D. BAYLISS</b>	AUS	Ducati Panigale V2	33.185	32.715 +0.046	22.195 +0.078	28.192 +0.150	<b>1'56.287</b> 1'56.561	25	0.274
26	<b>12 F. FULIGNI</b>	ITA	Ducati Panigale V2	33.116 +0.125	32.665	22.337	28.438 +0.267	<b>1'56.556</b> 1'56.948	26	0.392
27	<b>10 U. ORRADRE</b>	ESP	Yamaha YZF R6	33.251 +0.031	32.672	22.469 +0.060	28.371 +0.101	<b>1'56.763</b> 1'56.955	27	0.192
28	<b>88 A. ZETTI</b>	ITA	Yamaha YZF R6	33.289 +0.149	32.946	22.450	28.575 +0.416	<b>1'57.260</b> 1'57.825	29	0.565
29	<b>15 E. MCMANUS</b>	IRL	Kawasaki ZX-6R	33.407	32.913	22.596 +0.081	28.490	<b>1'57.406</b> 1'57.487	28	0.081
30	<b>22 F. FULIGNI</b>	ITA	Ducati Panigale V2	33.692	33.393 +0.007	22.908	28.790 +0.093	<b>1'58.783</b> 1'58.883	30	0.100
<b>Overall Ideal Time</b>				32.114	31.814	21.698	27.791	<b>1'53.417</b>		

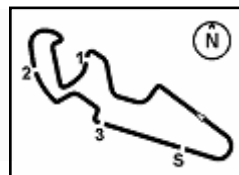
08/04/2022

These data/results cannot be reproduced, stored and/or transmitted in whole or in part by any manner of electronic, mechanical, photocopying, recording, broadcasting or otherwise now known or herein after developed without the previous express consent by the copyright owner, except for reproduction in daily press and regular printed publications on sale to the public within 60 days of the event related to those data/results and always provided that copyright symbol appears together as follows below.

© DORNA WSBK ORGANIZATION Srl 2022

FIGR PERUGIA TIMING





## Pirelli Aragon Round, 8-10 April 2022

### Chronological Analysis Free Practice 1st Session

1° 77 D. AEGERTER [1'54.070]								4° 61 C. ONCU [1'54.478]							
Lap	Seg1	Seg2	Seg3	Seg4	Lap Time	km/h	Local Time	Lap	Seg1	Seg2	Seg3	Seg4	Lap Time	km/h	Local Time
1		33.651	22.962	28.779		264,7	11:28'09.532	1		33.078	22.337	28.206		271,4	11:27'13.805
2	32.839	32.407	22.217	28.083	1'55.546	266,0	11:30'05.078	2	32.456	<b>32.110</b>	22.215	28.087	1'54.868	<b>272,7</b>	11:29'08.673
3	32.494	32.020	21.999	28.030	1'54.543	267,3	11:31'59.621	3	<b>32.431</b>	32.173	<b>21.825</b>	<b>28.049</b>	<b>1'54.478</b>	266,0	11:31'03.151
4	32.354	<b>31.957</b>	22.127	28.061	1'54.499	267,3	11:33'54.120	4	32.435	32.252	21.846	28.057	1'54.590	265,4	11:32'57.741
5	32.246	32.121	22.070	27.923	1'54.360	268,0	11:35'48.480	5	1'02.510	32.498	22.110	38.209	2'35.327P	265,4	11:35'33.068
6	32.162	31.975	21.901	28.032	<b>1'54.070</b>	268,0	11:37'42.550	6	4'52.336	32.488	21.927	28.248	6'14.999P	262,8	11:41'48.067
7	32.178	32.085	<b>21.823</b>	28.057	1'54.143	268,0	11:39'36.693	7	32.485	32.132	21.838	28.091	1'54.546	264,1	11:43'42.613
8	32.162	31.977	22.197	28.032	1'54.368	266,0	11:41'31.061	8	32.532	32.298	21.993	28.139	1'54.962	264,1	11:45'37.575
9	<b>32.114</b>	31.968	21.836	34.258	2'00.176P	267,3	11:43'31.237	9	32.548	32.316	22.062	28.178	1'55.104	265,4	11:47'32.679
10	12'47.325	41.907	22.599	28.320	14'20.151P	268,0	11:57'51.388	10	32.451	32.182	21.882	28.110	1'54.625	267,3	11:49'27.304
11	32.718	32.241	22.258	28.109	1'55.326	268,0	11:59'46.714	11	32.597	32.263	21.952	28.406	1'55.218	264,7	11:51'22.522
12	32.377	32.069	22.187	<b>27.791</b>	1'54.424	<b>274,8</b>	12:01'41.138	12	32.619	32.375	22.006	28.297	1'55.297	264,7	11:53'17.819
13	32.427	32.173	22.001	28.055	1'54.656	270,0	12:03'35.794	13	32.496	32.364	21.938	28.142	1'54.940	267,3	11:55'12.759
14	32.307	32.146	22.037	29.581	1'56.071	270,7	12:05'31.865	14	32.581	32.326	22.095	28.190	1'55.192	268,7	11:57'07.951
15	32.469	32.159	22.091	28.155	1'54.874	270,0	12:07'26.739	15	32.861	32.242	24.775	34.135	2'04.013P	268,0	11:59'11.964
16	33.631	38.589	22.669	31.363	2'06.252	247,1	12:09'32.991	16	6'26.339	32.508			8'08.129P	186,2	12:07'20.093
17	32.510	32.008	21.915	27.951	1'54.384	271,4	12:11'27.375	17	33.100	32.448	22.263	28.330	1'56.141	266,7	12:09'16.234
								18	32.573	32.387	22.064	28.417	1'55.441	268,7	12:11'11.675
2° 7 L. BALDASSARRI [1'54.298]								5° 64 F. CARICASULO [1'54.597]							
Lap	Seg1	Seg2	Seg3	Seg4	Lap Time	km/h	Local Time	Lap	Seg1	Seg2	Seg3	Seg4	Lap Time	km/h	Local Time
1		36.427	25.042	29.350		269,3	11:28'33.039	1		34.533	23.921	29.400		267,3	11:27'13.547
2	33.369	32.556	22.110	27.986	1'56.021	269,3	11:30'29.060	2	33.936	33.708	22.684	28.128	1'58.456	270,7	11:29'12.003
3	32.776	32.205	22.047	28.060	1'55.088	268,7	11:32'24.148	3	33.000	32.529	22.824	32.540	2'00.893P	<b>274,1</b>	11:31'12.896
4	32.601	32.008	21.812	27.917	1'54.338	268,7	11:34'18.486	4	5'10.676	32.824	22.099	28.479	6'34.078P	264,1	11:37'46.974
5	34.347	33.643	23.012	34.839	2'05.841P	266,0	11:36'24.327	5	32.621	32.308	21.863	28.461	1'55.253	264,1	11:39'42.227
6	7'09.630	34.366	23.267	28.319	8'35.582P	266,0	11:44'59.909	6	32.822	32.350	21.859	28.250	1'55.281	264,7	11:41'37.508
7	33.218	32.705	22.495	34.757	2'03.175P	264,1	11:47'03.084	7	<b>32.598</b>	32.443	<b>21.743</b>	28.351	1'55.135	264,7	11:43'32.643
8	9'26.801	34.607	22.805	28.010	10'52.223P	271,4	11:57'55.307	8	32.676	32.224	21.837	28.370	1'55.107	262,8	11:45'27.750
9	32.487	32.308	22.224	28.231	1'55.250	266,0	11:59'50.557	9	32.661	32.279	21.944	28.333	1'55.217	264,7	11:47'22.967
10	32.569	32.169	21.984	27.882	1'54.604	274,1	12:01'45.161	10	34.667	33.371	22.513	34.879	2'05.430P	265,4	11:49'28.397
11	32.467	32.287	21.737	<b>27.807</b>	<b>1'54.298</b>	<b>275,5</b>	12:03'39.459	11	4'57.590	32.974	22.227	28.376	6'21.167P	266,0	11:55'49.564
12	32.578	32.491	22.087	27.995	1'55.151	270,7	12:05'34.610	12	32.962	32.908	22.859	28.206	1'56.935	267,3	11:57'46.499
13	32.898	32.100	21.995	27.917	1'54.910	272,7	12:07'29.520	13	32.723	32.254	22.759	28.495	1'56.231	263,4	11:59'42.730
14	32.588	39.297	22.501	27.956	2'02.342	273,4	12:09'31.862	14	32.743	32.743	22.045	33.420	2'00.951P	266,7	12:01'43.681
15	<b>32.443</b>	<b>31.814</b>	<b>21.698</b>	34.218	2'00.173P	271,4	12:11'32.035	15	1'55.872	32.461	21.984	28.319	3'18.636P	264,1	12:05'02.317
3° 16 J. CLUZEL [1'54.445]								6° 62 S. MANZI [1'54.633]							
Lap	Seg1	Seg2	Seg3	Seg4	Lap Time	km/h	Local Time	Lap	Seg1	Seg2	Seg3	Seg4	Lap Time	km/h	Local Time
1							11:28'30.956	1		33.659	22.711	28.521		262,8	11:27'43.814
2	35.458	34.909	23.263	28.465	2'02.095	264,7	11:30'33.051	2	33.337	32.634	22.347	28.111	1'56.429	266,7	11:29'40.243
3	33.125	32.613	22.217	28.250	1'56.205	264,7	11:32'29.256	3	33.080	32.446	22.069	28.189	1'55.784	265,4	11:31'36.027
4	32.867	32.550	22.303	28.183	1'55.903	265,4	11:34'25.159	4	33.028	32.304	22.102	28.154	1'55.588	265,4	11:33'31.615
5	32.878	32.462	22.186	28.076	1'55.602	268,0	11:36'20.761	5	32.753	32.216	22.072	28.107	1'55.148	266,0	11:35'26.763
6	32.799	32.405	22.096	28.244	1'55.544	266,7	11:38'16.305	6	<b>32.504</b>	32.257	21.836	<b>28.036</b>	<b>1'54.633</b>	268,7	11:37'21.396
7	32.785	32.312	22.094	34.490	2'01.681P	265,4	11:40'17.986	7	37.146	35.237	23.306	37.951	2'13.640P	250,0	11:39'35.036
8	4'17.495	33.332	22.515	28.501	5'41.843P	263,4	11:45'59.829	8	9'32.696	32.783	22.187	28.219	10'55.885CP	264,7	11:50'30.921
9	32.872	32.392	22.083	28.121	1'55.468	267,3	11:47'55.297	9	32.906	32.273	22.067	28.211	1'55.457	264,1	11:52'26.378
10	32.734	32.310	21.999	28.110	1'55.153	268,0	11:49'50.450	10	35.119	33.165	22.480	35.297	2'06.061P	263,4	11:54'32.439
11	33.890	33.258	22.250	28.315	1'57.713	266,7	11:51'48.163	11	8'16.110	32.669	22.066	28.147	9'38.992P	268,0	12:04'11.431
12	32.815	32.397	22.075	28.217	1'55.504	265,4	11:53'43.667	12	32.769	32.088	<b>21.751</b>	28.094	1'54.702	266,0	12:06'06.133
13	32.764	32.420	22.059	28.092	1'55.335	268,7	11:55'39.002	13	32.580	<b>32.032</b>	35.322	39.900	2'19.834	127,1	12:08'25.967
14	32.686	32.330	22.020	28.165	1'55.201	268,7	11:57'34.203	14	33.417	32.608	22.228	28.274	1'56.527	<b>269,3</b>	12:10'22.494
15	32.911	32.492	22.293	34.005	2'01.701P	267,3	11:59'35.904								
16	3'02.642	33.572	22.830	29.319	4'28.363P	248,3	12:04'04.267								
17	32.522	<b>32.013</b>	<b>21.771</b>	28.139	<b>1'54.445</b>	<b>272,7</b>	12:05'58.712								
18	32.516	37.779	26.301	28.303	2'04.899	<b>268,0</b>	12:08'03.611								
19	<b>32.465</b>	32.226	21.891	<b>27.965</b>	1'54.547	272,0	12:09'58.158								
20	32.598	32.251	21.968	28.051	1'54.868	270,7	12:11'53.026								
7° 25 M. BRENNER [1'54.688]															
Lap	Seg1	Seg2	Seg3	Seg4	Lap Time	km/h	Local Time								
1															
		33.543	23.134	28.633		260,9	11:27'21.068								

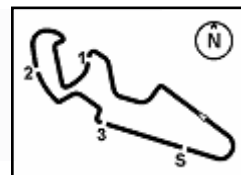
08/04/2022

P = Pits In/Out - C = Lap Time Cancelled

These data/results cannot be reproduced, stored and/or transmitted in whole or in part by any manner of electronic, mechanical, photocopying, recording, broadcasting or otherwise now known or herein after developed without the previous express consent by the copyright owner, except for reproduction in daily press and regular printed publications on sale to the public within 60 days of the event related to those data/results and always provided that copyright symbol appears together as follows below.

© DORNA WSBK ORGANIZATION Srl 2022





MotorLand Aragon 5.077 m

**Pirelli Aragon Round, 8-10 April 2022**  
**Chronological Analysis Free Practice 1st Session**

2 / 5

2	32.844	32.470	22.139	28.304	1'55.757	264,7	11:29'16.825	8	32.946	32.482	22.100	28.518	1'56.046	262,1	11:45'50.339
3	32.713	32.559	22.308	28.756	1'56.336	267,3	11:31'13.161	9	32.610	32.279	22.358	28.445	1'55.692	262,8	11:47'46.031
4	33.167	34.881	22.528	28.577	1'59.153	264,7	11:33'12.314	10	33.319	32.751	22.382	35.468	2'03.920P	263,4	11:49'49.951
5	32.661	32.391	23.023	37.714	2'05.789P	261,5	11:35'18.103	11	7'32.657	32.900	22.181	28.372	8'56.110P	262,8	11:58'46.061
6	5'59.577	32.976	22.403	28.724	7'23.680P	259,0	11:42'41.783	12	32.708	32.237	22.005	28.177	1'55.127	262,8	12:00'41.188
7	32.715	32.671	22.259	28.519	1'56.164	258,4	11:44'37.947	13	32.558	<b>32.082</b>	<b>21.996</b>	<b>28.164</b>	<b>1'54.800</b>	264,7	12:02'35.988
8	32.765	32.482	22.360	28.511	1'56.118	261,5	11:46'34.065	14	32.479	32.196	22.000	28.263	1'54.938	265,4	12:04'30.926
9	32.818	32.600	22.885	37.682	2'05.985P	215,6	11:48'40.050	15	32.717	32.419	22.017	28.305	1'55.458	264,1	12:06'26.384
10	5'55.363	33.031	22.492	28.944	7'19.830P	259,0	11:55'59.880	16	<b>32.436</b>	32.118	22.097	28.251	1'54.902	270,0	12:08'21.286
11	<b>32.399</b>	<b>32.119</b>	<b>21.938</b>	28.232	<b>1'54.688</b>	266,0	11:57'54.566	17	34.254	32.694	22.092	28.247	1'57.287	267,3	12:10'18.573
12	32.586	32.421	22.519	28.442	1'55.968	260,9	11:59'50.536								
13	32.745	32.285	22.080	<b>28.171</b>	1'55.281	268,0	12:01'45.817								
14	32.493	32.256	22.227	28.215	1'55.191	<b>272,7</b>	12:03'41.008								
15	35.772	34.805	22.456	28.804	2'01.837	258,4	12:05'42.845								
16	33.497	32.693	22.280	28.556	1'57.026	266,7	12:07'39.871								
17	32.562	35.248	22.531	28.461	1'58.802	265,4	12:09'38.673								
18	32.580	32.585	22.029	28.321	1'55.515	263,4	12:11'34.188								

**11° 94 A. VERDOIA [1'54.944]**

Lap	Seg1	Seg2	Seg3	Seg4	Lap Time	km/h	Local Time
1					28.575	267,3	11:27'16.332
2	33.397	32.553	22.564	28.258	1'56.772	268,0	11:29'13.104
3	32.970	32.469	22.350	28.252	1'56.041	<b>274,8</b>	11:31'09.145
4	34.091	32.714	22.664	33.887	2'03.356P	263,4	11:33'12.501
5	3'58.050	33.089	22.387	28.765	5'22.291P	260,2	11:38'34.792
6	33.093	32.525	22.131	28.543	1'56.292	260,9	11:40'31.084
7	32.730	32.414	22.154	28.399	1'55.697	261,5	11:42'26.781
8	32.768	32.388	22.055	28.334	1'55.545	260,9	11:44'22.326
9	32.721	32.792	22.217	28.475	1'56.205	266,0	11:46'18.531
10	33.268	32.958	22.202	30.447	1'58.875	227,4	11:48'17.406
11	32.840	32.494	22.243	28.391	1'55.968	268,0	11:50'13.374
12	32.886	32.665	22.228	28.295	1'56.074	269,3	11:52'09.448
13	33.099	32.645	22.300	28.673	1'56.717	260,9	11:54'06.165
14	32.814	32.352	22.717	34.223	2'02.106P	259,0	11:56'08.271
15	4'20.248	32.721	22.304	28.608	5'43.881P	263,4	12:01'52.152
16	32.768	32.327	22.112	28.306	1'55.513	267,3	12:03'47.665
17	<b>32.587</b>	<b>32.243</b>	<b>21.993</b>	<b>28.121</b>	<b>1'54.944</b>	271,4	12:05'42.609
18	32.668	32.769	22.444	28.329	1'56.210	272,7	12:07'38.819

**12° 11 N. BULEGA [1'55.019]**

Lap	Seg1	Seg2	Seg3	Seg4	Lap Time	km/h	Local Time
1			34.761	23.596	35.893	260,9	11:27'19.540
2	4'46.515	32.932	22.636	28.586	6'10.669P	262,8	11:33'30.209
3	32.962	32.327	22.060	28.175	1'55.524	264,7	11:35'25.733
4	32.716	32.282	<b>21.870</b>	28.235	1'55.103	266,0	11:37'20.836
5	<b>32.705</b>	<b>32.107</b>	21.952	28.336	1'55.100	264,7	11:39'15.936
6	35.865	32.696	22.104	28.401	1'59.066	262,8	11:41'15.002
7	33.065	32.339	22.012	28.422	1'55.838	266,7	11:43'10.840
8	32.925	32.364	22.018	28.262	1'55.569	262,8	11:45'06.409
9	33.867	33.559	23.183	35.076	2'05.685P	262,1	11:47'12.094
10	6'05.892	32.746	22.040	28.360	7'29.038P	264,1	11:54'41.132
11	32.770	32.199	21.902	<b>28.148</b>	<b>1'55.019</b>	268,0	11:56'36.151
12	32.972	32.444	22.061	28.190	1'55.667	266,7	11:58'31.818
13	32.914	32.445	22.089	28.254	1'55.702	265,4	12:00'27.520
14	32.924	32.169	22.027	28.200	1'55.320	266,7	12:02'22.840
15	32.918	32.195	21.984	28.222	1'55.319	<b>269,3</b>	12:04'18.159
16	32.966	32.316	22.055	28.154	1'55.491	266,0	12:06'13.650
17	32.877	32.800	22.999	28.265	1'56.941	<b>269,3</b>	12:08'10.591
18	32.997	32.271	22.144	28.196	1'55.608	<b>269,3</b>	12:10'06.199

**13° 55 Y. MONTELLA [1'55.128]**

Lap	Seg1	Seg2	Seg3	Seg4	Lap Time	km/h	Local Time
1		33.416	22.791	28.260	269,3	11:27'15.394	
2	33.084	32.789	22.215	<b>28.012</b>	1'56.100	271,4	11:29'11.494
3	33.298	32.590	22.495	28.376	1'56.759	<b>272,0</b>	11:31'08.253
4	33.128	32.523	<b>21.975</b>	28.341	1'55.967	266,7	11:33'04.220
5	32.842	32.566	22.297	28.445	1'56.150C	266,0	11:35'00.370
6	32.841	32.554	22.156	42.256	2'09.807P	210,5	11:37'10.177
7	7'51.308	32.625	22.197	28.189	9'14.319P	266,7	11:46'24.496
8	<b>32.674</b>	<b>32.321</b>	22.015	28.118	<b>1'55.128</b>	269,3	11:48'19.624

**10° 28 G. VAN STRAALEN [1'54.800]**

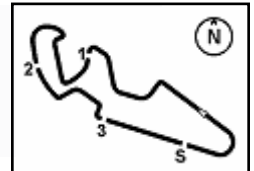
Lap	Seg1	Seg2	Seg3	Seg4	Lap Time	km/h	Local Time
1		34.666	23.860	29.022	271,4	11:27'13.665	
2	34.282	32.923	22.402	28.336	1'57.943	266,0	11:29'11.608
3	35.366	34.039	22.602	28.780	2'00.787	252,9	11:31'12.395
4	32.699	32.596	22.214	28.209	1'55.718	<b>273,4</b>	11:33'08.113
5	39.679	32.531	22.263	35.826	2'10.299P	262,8	11:35'18.412
6	5'15.871	32.932	22.423	28.615	6'39.841P	260,9	11:41'58.253
7	32.924	32.517	22.180	28.419	1'56.040	262,1	11:43'54.293

08/04/2022 P = Pits In/Out - C = Lap Time Cancelled

These data/results cannot be reproduced, stored and/or transmitted in whole or in part by any manner of electronic, mechanical, photocopying, recording, broadcasting or otherwise now known or herein after developed without the previous express consent by the copyright owner, except for reproduction in daily press and regular printed publications on sale to the public within 60 days of the event related to those data/results and always provided that copyright symbol appears together as follows below.

© DORNA WSBK ORGANIZATION Srl 2022





**Pirelli Aragon Round, 8-10 April 2022**  
**Chronological Analysis Free Practice 1st Session**

3 / 5

9	32.763	32.325	22.039	28.046	1'55.173	<b>272,0</b>	11:50'14.797	12	32.675	32.349	22.077	28.319	<b>1'55.420</b>	264,7	11:57'49.729
10	32.734	32.562	21.983	29.349	1'56.628	238,9	11:52'11.425	13	32.655	32.644	22.186	29.224	1'56.709	264,1	11:59'46.438
11	32.792	32.515	22.215	34.828	2'02.350P	268,0	11:54'13.775	14	33.629	32.470	22.147	28.358	1'56.604	265,4	12:01'43.042
12	5'59.058	32.863	22.205	28.297	7'22.423P	268,0	12:01'36.198	15	32.707	32.594	22.100	28.525	1'55.926	<b>268,0</b>	12:03'38.968
13	32.847	32.504	21.991	28.201	1'55.543	270,0	12:03'31.741	16	32.847	32.740	22.347	<b>28.300</b>	1'56.234	267,3	12:05'35.202
14	32.860	32.481	22.001	28.150	1'55.492	269,3	12:05'27.233	17	32.962	32.568	<b>21.981</b>	28.529	1'56.040	263,4	12:07'31.242
15	32.901	32.551	22.113	28.328	1'55.893	269,3	12:07'23.126	18	32.996	33.163	23.044	28.482	1'57.685	264,1	12:09'28.927
16	37.081	33.939	22.434	28.331	2'01.785	269,3	12:09'24.911	19	32.825	32.578	22.097	28.564	1'56.064	262,8	12:11'24.991
17	32.894	32.602	22.227	28.491	1'56.214	268,7	12:11'21.125								

**14° 38 H. SOOMER [1'55.240]**

Lap	Seg.1	Seg.2	Seg.3	Seg.4	Lap Time	km/h	Local Time
1		33.684	22.882	28.342		268,7	11:27'44.091
2	33.492	32.844	22.308	28.346	1'56.990	<b>271,4</b>	11:29'41.081
3	33.130	32.803	22.331	28.275	1'56.539	268,0	11:31'37.620
4	32.930	32.578	22.111	28.318	1'55.937	267,3	11:33'33.557
5	32.862	32.840	22.157	28.116	1'55.975	266,7	11:35'29.532
6	32.802	32.579	<b>22.045</b>	28.212	1'55.638	267,3	11:37'25.170
7	33.733	33.206	22.763	34.498	2'04.200P	263,4	11:39'29.370
8	7'23.987	32.937	22.317	28.264	8'47.505P	269,3	11:48'16.875
9	33.084	32.534	22.205	28.335	1'56.158	266,7	11:50'13.033
10	33.002	32.575	22.241	28.313	1'56.131	270,0	11:52'09.164
11	32.879	32.464	22.280	28.316	1'55.939	264,7	11:54'05.103
12	32.990	32.713	22.795	33.578	2'02.076P	268,0	11:56'07.179
13	5'04.708	32.791	25.004	28.008	6'30.711P	267,3	12:02'37.890
14	32.769	32.372	22.150	<b>28.207</b>	1'55.365	268,7	12:04'33.255
15	32.694	32.362	22.106	28.175	1'55.337	268,0	12:06'28.592
16	<b>32.574</b>	32.406	22.115	28.145	<b>1'55.240</b>	270,0	12:08'23.832
17	33.163	<b>32.358</b>	22.368	28.191	1'56.080	<b>271,4</b>	12:10'19.912

**17° 99 A. HUERTAS [1'55.567]**

Lap	Seg.1	Seg.2	Seg.3	Seg.4	Lap Time	km/h	Local Time
1		33.786	22.866	28.436		265,4	11:27'15.893
2	33.087	32.671	22.451	28.167	1'56.376	<b>274,1</b>	11:29'12.269
3	32.961	32.627	22.785	28.772	1'57.145	244,3	11:31'09.414
4	33.255	33.035	22.197	28.317	1'56.804	272,7	11:33'06.218
5	32.706	32.604	22.329	<b>28.038</b>	1'55.677	273,4	11:35'01.895
6	32.920	32.454	<b>22.035</b>	28.170	1'55.579	266,7	11:36'57.474
7	32.852	32.375	22.065	28.440	1'55.732	266,0	11:38'53.206
8	41.098	34.486	24.175	44.915	2'24.674P	155,0	11:41'17.880
9	7'50.099	32.821	22.255	28.330	9'13.505P	265,4	11:50'31.385
10	32.806	32.405	22.052	28.365	1'55.628	264,1	11:52'27.013
11	34.915	32.971	22.609	35.298	2'05.793P	264,1	11:54'32.806
12	10'27.738	32.880	22.226	28.079	1'50.923P	265,4	12:06'23.729
13	<b>32.680</b>	<b>32.212</b>	22.418	28.265	1'55.575	264,7	12:08'19.304
14	32.772	32.423	22.130	28.242	<b>1'55.567</b>	266,7	12:10'14.871

**18° 24 L. TACCINI [1'55.805]**

Lap	Seg.1	Seg.2	Seg.3	Seg.4	Lap Time	km/h	Local Time
1		34.571	23.099	31.537		243,2	11:27'11.134
2	33.640	33.015	22.334	28.382	1'57.371	269,3	11:29'08.505
3	32.980	32.528	22.216	28.349	1'56.073	268,0	11:31'04.578
4	33.023	<b>32.431</b>	22.229	28.623	1'56.306	266,0	11:33'00.884
5	34.853	33.766	22.702	28.357	1'59.678	268,7	11:35'00.562
6	32.909	32.495	22.228	28.323	1'55.955	268,7	11:36'56.517
7	33.008	32.588	22.353	28.987	1'56.936	248,8	11:38'53.453
8	33.824	33.324	22.925	36.062	2'06.135P	262,8	11:40'59.588
9	13'26.583	33.054	22.410	28.350	14'50.397P	270,0	11:55'49.985
10	32.939	32.658	22.965	28.441	1'57.003	272,7	11:57'46.988
11	32.814	32.514	22.455	28.320	1'56.103	272,0	11:59'43.091
12	<b>32.805</b>	32.614	22.173	<b>28.213</b>	<b>1'55.805</b>	272,0	12:01'38.896
13	34.182	33.173	<b>22.107</b>	28.418	1'57.880	270,7	12:03'36.776
14	33.371	34.303	22.744	28.227	1'58.645	<b>274,8</b>	12:05'35.421
15	32.961	32.648	25.876	39.057	2'10.542P	270,0	12:07'45.963

**15° 3 R. DE ROSA [1'55.243]**

Lap	Seg.1	Seg.2	Seg.3	Seg.4	Lap Time	km/h	Local Time
1		36.081	24.907	29.507		257,1	11:28'43.547
2	34.044	33.402	22.741	28.774	1'58.961	260,2	11:30'42.508
3	33.347	32.894	22.501	28.654	1'57.396	261,5	11:32'39.904
4	33.024	32.772	22.353	28.538	1'56.687	259,6	11:34'36.591
5	33.035	32.473	22.309	28.263	1'56.080	264,1	11:36'32.671
6	32.772	32.568	22.308	28.498	1'56.146	262,1	11:38'28.817
7	32.729	32.525	22.150	28.574	1'55.978	260,9	11:40'24.795
8	35.867	34.431	24.253	35.960	2'10.511P	250,6	11:42'35.306
9	6'19.495	33.733	22.724	28.624	7'44.576P	263,4	11:50'19.882
10	33.068	32.589	22.251	28.454	1'56.362	263,4	11:52'16.244
11	32.699	32.586	22.112	28.426	1'55.823	261,5	11:54'12.067
12	32.729	32.663	22.455	28.328	1'56.175	264,1	11:56'08.242
13	33.200	34.826	23.792	40.572	2'12.390P	194,6	11:58'20.632
14	6'09.890	39.266	22.590	28.462	7'40.208P	265,4	12:06'00.840
15	32.677	<b>32.351</b>	22.084	28.638	1'55.750	<b>270,0</b>	12:07'56.590
16	32.657	32.417	22.029	<b>28.140</b>	<b>1'55.243</b>	266,0	12:09'51.833
17	<b>32.633</b>	32.450	<b>21.960</b>	28.287	1'55.330	264,7	12:11'47.163

**19° 69 T. BOOTH-AMOS [1'55.818]**

Lap	Seg.1	Seg.2	Seg.3	Seg.4	Lap Time	km/h	Local Time
1		35.071	23.445	29.673		264,1	11:27'10.384
2	34.123	33.554	22.319	28.399	1'58.395	271,4	11:29'08.779
3	<b>33.003</b>	32.801	22.050	28.158	1'56.012	272,0	11:31'04.791
4	<b>33.939</b>	32.648	22.187	28.712	1'56.486	270,0	11:33'01.277
5	33.219	35.463	22.416	28.420	1'59.518	270,7	11:35'00.795
6	32.973	32.664	22.098	28.337	1'56.072	272,0	11:36'56.867
7	33.657	32.574	22.050	33.902	2'02.183P	269,3	11:38'59.050
8	9'47.763	34.150	22.491	28.593	11'12.997P	264,1	11:50'12.047
9	33.366	32.910	22.299	28.663	1'57.238	266,7	11:52'09.285
10	33.048	<b>32.436</b>	22.271	28.312	1'56.067	268,0	11:54'05.352
11	32.947	32.660	22.837	33.935	2'02.379P	273,4	11:56'07.731
12	4'09.735	32.825	22.380	28.340	5'33.280P	270,7	12:01'41.011
13	33.065	32.549	<b>22.005</b>	28.199	<b>1'55.818</b>	<b>274,8</b>	12:03'36.829
14	35.759	32.944	22.190	<b>28.119</b>	1'59.012	<b>274,8</b>	12:05'35.841
15	32.952	32.571	22.198	28.319	1'56.040	272,7	12:07'31.881
16	33.054	32.700	23.226	32.041	2'01.021	238,9	12:09'32.902
17	33.228	32.594	22.230	28.376	1'56.428C	270,0	12:11'29.330

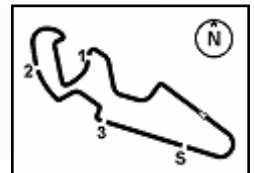
08/04/2022

P = Pits In/Out - C = Lap Time Cancelled

These data/results cannot be reproduced, stored and/or transmitted in whole or in part by any manner of electronic, mechanical, photocopying, recording, broadcasting or otherwise now known or herein after developed without the previous express consent by the copyright owner, except for reproduction in daily press and regular printed publications on sale to the public within 60 days of the event related to those data/results and always provided that copyright symbol appears together as follows below.

© DORNA WSBK ORGANIZATION Srl 2022





Pirelli Aragon Round, 8-10 April 2022  
Chronological Analysis Free Practice 1st Session

20° 56 P. SEBASTYÉN [1'55.924]							
Lap	Seg.1	Seg.2	Seg.3	Seg.4	Lap Time	km/h	Local Time
1		33.230	23.568	28.739	266,7	11:27'17.560	
2	33.410	32.782	22.546	28.409	1'57.147	268,7	11:29'14.707
3	33.175	32.809	22.426	28.405	1'56.815	270,7	11:31'11.522
4	33.030	32.811	22.387	28.132	1'56.360	<b>276,9</b>	11:33'07.882
5	<b>32.940</b>	<b>32.580</b>	22.305	28.099	<b>1'55.924</b>	272,7	11:35'03.866
6	33.106	32.966	22.649	35.135	2'03.856P	272,0	11:37'07.662
7	12'13.584	33.089	22.385	28.694	13'37.752P	264,7	11:50'45.414
8	33.266	32.832	<b>22.275</b>	28.623	1'56.996	265,4	11:52'42.410
9	33.260	32.750	22.425	34.905	2'03.340P	257,8	11:54'45.750
10	7'29.934	34.558	22.350	28.355	8'55.197P	271,4	12:03'40.947
11	33.129	32.981	22.284	28.557	1'56.951	272,0	12:05'37.898
12	33.182	32.688	22.282	28.443	1'56.595C	271,4	12:07'34.493
13	34.572	33.393	22.535	28.368	1'58.868	272,0	12:09'33.361
14	32.958	32.714	22.313	<b>28.088</b>	1'56.073	274,1	12:11'29.434

21° 54 B. SOFUOGLU [1'56.014]							
Lap	Seg.1	Seg.2	Seg.3	Seg.4	Lap Time	km/h	Local Time
1		36.758	24.352	29.318	261,5	11:27'39.155	
2	34.660	33.873	23.998	29.340	2'01.871	259,6	11:29'41.026
3	33.738	33.029	22.458	28.425	1'57.650	<b>268,0</b>	11:31'38.676
4	33.286	32.901	22.458	28.322	1'56.967	265,4	11:33'35.643
5	33.396	32.945	22.833	28.267	1'57.441	264,1	11:35'33.084
6	33.380	35.412	23.226	28.501	2'00.519	264,1	11:37'33.603
7	33.316	32.794	22.743	28.437	1'57.290	263,4	11:39'30.893
8	35.037	34.365	24.060	36.703	2'10.165P	261,5	11:41'41.058
9	9'29.475	35.314	23.114	28.767	10'56.670P	260,9	11:52'37.728
10	33.565	32.924	22.528	28.462	1'57.479	263,4	11:54'35.207
11	33.131	32.852	22.396	28.282	1'56.661	264,7	11:56'31.868
12	33.148	32.693	22.524	28.220	1'56.585C	264,7	11:58'28.453
13	35.335	36.191	23.548	38.503	2'13.577P	261,5	12:00'42.030
14	2'20.697	33.433	22.625	28.323	3'45.078P	266,0	12:04'27.108
15	33.068	32.519	<b>22.329</b>	<b>28.098</b>	<b>1'56.014</b>	266,0	12:06'23.122
16	<b>32.845</b>	<b>32.415</b>	52.191	41.873	2'39.324P	179,7	12:09'02.446

22° 50 O. VOSTATEK [1'56.259]							
Lap	Seg.1	Seg.2	Seg.3	Seg.4	Lap Time	km/h	Local Time
1		34.697	23.772	29.252	268,0	11:27'13.628	
2	33.542	32.802	22.420	28.779	1'57.543	264,1	11:29'11.171
3	33.180	32.986	22.781	28.903	1'57.850	<b>271,4</b>	11:31'09.021
4	33.494	33.132	23.696	28.739	1'59.061	266,0	11:33'08.082
5	33.164	<b>32.504</b>	22.165	<b>28.426</b>	<b>1'56.259</b>	267,3	11:35'04.341
6	34.204	32.731	22.680	28.633	1'58.248	266,0	11:37'02.589
7	33.642	33.120	22.347	36.612	2'05.721P	262,1	11:39'08.310
8	8'39.987	33.576	22.333	29.046	10'04.942P	261,5	11:49'13.252
9	33.220	32.777	<b>22.133</b>	28.842	1'56.972	262,1	11:51'10.224
10	<b>33.034</b>	32.936	22.270	28.873	1'57.113	260,9	11:53'07.337
11	34.872	33.799	23.352	31.074	2'03.097	260,2	11:55'10.434
12	33.357	32.928	22.361	28.875	1'57.521	259,6	11:57'07.955
13	33.248	32.830	22.319	28.892	1'57.289	262,8	11:59'05.244
14	35.757	33.293	22.562	35.297	2'06.909P	260,2	12:01'12.153
15	5'41.694	33.268	22.611	29.057	7'06.630P	260,9	12:08'18.783
16	33.514	32.783	22.320	28.552	1'57.169	267,3	12:10'15.952

23° 6 J. BUIS [1'56.275]							
Lap	Seg.1	Seg.2	Seg.3	Seg.4	Lap Time	km/h	Local Time
1		34.057	23.772	34.183	270,7	11:27'19.573	
2	4'21.814	33.082	22.179	28.471	5'45.546P	266,7	11:33'05.119
3	<b>32.993</b>	32.841	22.135	28.524	1'56.493	268,0	11:35'01.612
4	33.155	32.834	22.082	28.320	1'56.391C	272,0	11:36'58.003

5	33.118	32.599	22.151	28.407	<b>1'56.275</b>	268,0	11:38'54.278
6	37.600	33.085	30.574	35.461	2'16.720P	257,1	11:41'10.998
7	7'26.907	32.944	23.316	28.464	8'51.631P	264,7	11:50'02.629
8	33.141	32.716	23.973	32.076	2'01.906	265,4	11:52'04.535
9	33.303	32.667	<b>22.059</b>	28.463	1'56.492	264,1	11:54'01.027
10	33.339	32.687	22.196	28.391	1'56.613	266,7	11:55'57.640
11	33.218	32.693	22.125	28.382	1'56.418	269,3	11:57'54.058
12	33.217	32.848	22.625	28.420	1'57.110	270,0	11:59'51.168
13	33.258	32.845	22.179	<b>28.328</b>	1'56.610	<b>274,8</b>	12:01'47.778
14	33.198	32.713	22.485	28.654	1'57.050	270,0	12:03'44.828
15	33.175	33.170	22.368	28.435	1'57.148	269,3	12:05'41.976
16	33.169	<b>32.555</b>	22.471	28.484	1'56.679	270,0	12:07'38.655
17	33.116	32.641	22.424	28.388	1'56.569	273,4	12:09'35.224
18	33.644	32.826	22.548	28.488	1'57.506	266,7	12:11'32.730

24° 73 M. KOFLER [1'56.544]							
Lap	Seg.1	Seg.2	Seg.3	Seg.4	Lap Time	km/h	Local Time
1		34.980	23.639	29.130	267,3	11:27'10.200	
2	33.754	33.226	22.675	28.762	1'58.417	262,8	11:29'08.617
3	33.677	33.040	22.475	30.441	1'59.633	266,0	11:31'08.250
4	33.708	32.752	22.290	28.501	1'57.251	268,0	11:33'05.501
5	33.169	32.723	22.306	<b>28.346</b>	<b>1'56.544</b>	267,3	11:35'02.045
6	<b>33.086</b>	32.702	22.294	34.824	2'02.906P	266,7	11:37'04.951
7	9'07.645	33.293	22.768	28.684	10'32.390P	260,9	11:47'37.341
8	33.253	32.665	23.091	35.665	2'04.674P	262,8	11:49'42.015
9	6'37.430	33.634	22.795	28.705	8'02.564P	263,4	11:55'44.579
10	33.796	33.022	23.179	28.421	1'58.418	<b>269,3</b>	11:59'42.997
11	33.394	32.741	22.310	33.745	2'02.190P	268,0	12:01'45.187
12	4'16.000	<b>32.494</b>	<b>22.157</b>	1'20.514	6'31.165P	266,7	12:08'16.352

25° 32 O. BAYLISS [1'56.561]							
Lap	Seg.1	Seg.2	Seg.3	Seg.4	Lap Time	km/h	Local Time
1		35.338	23.483	29.579	259,0	11:27'10.182	
2	34.132	33.798	22.900	28.634	1'59.464	266,0	11:29'09.646
3	33.908	33.118	22.600	29.254	1'58.880	266,7	11:31'08.526
4	33.635	33.279	22.664	28.277	1'57.855	270,7	11:33'06.381
5	33.314	<b>32.715</b>	22.487	<b>28.192</b>	1'56.708	<b>272,0</b>	11:35'03.089
6	33.415	32.798	22.322	28.472	1'57.007	267,3	11:37'00.096
7	33.342	33.525	23.029	34.624	2'04.520P	261,5	11:39'04.616
8	7'31.186	33.609	22.696	28.896	8'56.387P	261,5	11:48'01.003
9	33.614	33.291	22.367	28.692	1'57.964	264,1	11:49'58.967
10	33.501	32.769	23.828	28.794	1'58.892	264,1	11:51'57.859
11	33.467	32.876	<b>22.195</b>	28.635	1'57.173	262,1	11:53'55.032
12	<b>33.185</b>	32.761	22.273	28.342	<b>1'56.561</b>	265,4	11:55'51.593
13	33.274	32.756	22.256	28.394	1'56.680	268,7	11:57'48.273
14	36.001	38.166	23.472	34.758	2'12.397P	262,8	12:00'00.670
15	4'23.909	33.984	22.808	28.870	5'49.571P	264,7	12:05'50.241
16	33.715	33.084	22.624	28.639	1'58.062	265,4	12:07'48.303
17	33.494	32.975	22.398	28.566	1'57.433	268,7	12:09'45.736
18	33.736	33.129	22.407	28.537	1'57.809	266,7	12:11'43.545

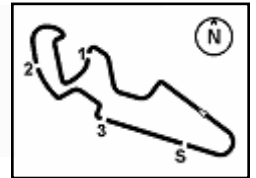
26° 12 F. FULIGNI [1'56.948]							
Lap	Seg.1	Seg.2	Seg.3	Seg.4	Lap Time	km/h	Local Time
1		34.563	23.807	28.878	263,4	11:27'12.769	
2	33.691	33.033	22.718	28.768	1'58.210	266,0	11:29'10.979
3	33.226	32.948	22.564	28.909	1'57.647	266,0	11:31'08.626
4	33.746	32.765	22.426	28.588	1'57.525	266,0	11:33'06.151
5	33.192	32.877	22.447	28.592	1'57.108	266,0	11:35'03.259
6	33.401	32.927	22.506	<b>28.438</b>	1'57.272	268,0	11:37'00.531
7	<b>33.116</b>	33.032	22.498	28.862	1'57.508	262,8	11:38'58.039
8	39.192	33.485	23.482	37.347	2'13.506P	257,8	11:41'11.545
9	7'00.578	34.048	22.872	28.656	8'26.154P	264,1	11:49'37.699
10	33.241	<b>32.665</b>	<b>22.337</b>	28.705	<b>1'56.948</b>	261,5	11:51'34.647

08/04/2022 P = Pits In/Out - C = Lap Time Cancelled

These data/results cannot be reproduced, stored and/or transmitted in whole or in part by any manner of electronic, mechanical, photocopying, recording, broadcasting or otherwise now known or herein after developed without the previous express consent by the copyright owner, except for reproduction in daily press and regular printed publications on sale to the public within 60 days of the event related to those data/results and always provided that copyright symbol appears together as follows below.

© DORNA WSBK ORGANIZATION Srl 2022





**Pirelli Aragon Round, 8-10 April 2022**  
**Chronological Analysis Free Practice 1st Session**

11	33.133	32.859	22.375	28.853	1'57.220	260,2	11:53'31.867	11	33.474	33.180	22.544	28.943	1'58.141	260,2	11:53'06.433
12	33.327	32.846	22.343	28.594	1'57.110	262,8	11:55'28.977	12	35.274	34.070	24.359	36.092	2'09.795P	262,8	11:55'16.228
13	33.145	32.781	22.442	28.635	1'57.003	260,2	11:57'25.980	13	5'19.841	34.127	22.941	29.007	6'45.916P	262,1	12:02'02.144
14	46.652	34.828	23.450	30.173	2'15.103	238,4	11:59'41.083	14	33.751	33.280	22.735	28.864	1'58.630	265,4	12:04'00.774
15	34.143	34.931	22.889	28.616	2'00.579	266,7	12:01'41.662	15	33.478	33.083	22.545	28.836	1'57.942	263,4	12:05'58.716
16	33.200	32.811	22.395	28.717	1'57.123	266,0	12:03'38.785	16	33.438	<b>32.946</b>	<b>22.450</b>	28.991	<b>1'57.825</b>	263,4	12:07'56.541
17	33.555	32.691	22.525	28.526	1'57.297	<b>270,0</b>	12:05'36.082	17	33.427	33.175	22.583	28.808	1'57.993	266,0	12:09'54.534
18	33.319	32.872	22.558	28.576	1'57.325	264,1	12:07'33.407	18	33.504	33.137	22.592	28.785	1'58.018	265,4	12:11'52.552
19	35.446	33.880	22.699	28.464	2'00.489	268,7	12:09'33.896								
20	33.270	32.933	22.534	28.670	1'57.407	264,1	12:11'31.303								

**30° 22 F. FULIGNI [1'58.883]**

Lap	Seg.1	Seg.2	Seg.3	Seg.4	Lap Time	km/h	Local Time
1		35.226	26.106	29.477	260,2	11:27'19.736	
2	34.887	33.956	23.832	29.173	2'01.848	262,1	11:29'21.584
3	34.244	<b>33.393</b>	22.977	29.090	1'59.704	265,4	11:31'21.288
4	34.019	33.595	23.033	30.483	2'01.130	262,1	11:33'22.418
5	34.680	34.784	24.651	37.575	2'11.690P	241,1	11:35'34.108
6	4'31.185	34.731	25.804	29.288	6'01.008P	260,9	11:41'35.116
7	34.231	33.691	22.982	28.877	1'59.781	262,8	11:43'34.897
8	42.020	33.911	23.140	29.150	2'08.221	259,6	11:45'43.118
9	33.766	33.641	23.146	35.737	2'06.290P	262,8	11:47'49.408
10	6'54.879	35.159	23.344	29.039	8'22.421P	262,8	11:56'11.829
11	33.753	33.576	23.018	28.877	1'59.224	261,5	11:58'11.053
12	33.946	33.426	23.043	29.110	1'59.525	262,1	12:00'10.578
13	<b>33.692</b>	33.400	<b>22.908</b>	28.883	<b>1'58.883</b>	263,4	12:02'09.461
14	33.703	33.476	23.492	29.188	1'59.859	264,7	12:04'09.320
15	33.781	33.558	23.911	30.916	2'02.166	262,1	12:06'11.486
16	33.988	33.601	23.046	29.216	1'59.851	260,2	12:08'11.337
17	33.794	33.519	22.993	<b>28.790</b>	1'59.096	<b>266,7</b>	12:10'10.433

**27° 10 U. ORRADRE [1'56.955]**

Lap	Seg.1	Seg.2	Seg.3	Seg.4	Lap Time	km/h	Local Time
1		34.814	23.725	29.297	268,0	11:27'14.533	
2	34.298	35.415	22.938	28.594	2'01.245	268,7	11:29'15.778
3	33.343	32.781	22.832	<b>28.371</b>	1'57.327	<b>275,5</b>	11:31'13.105
4	33.505	32.973	23.225	28.617	1'58.320	266,7	11:33'11.425
5	38.186	33.873	23.019	35.461	2'10.539P	266,0	11:35'21.964
6	7'32.108	33.525	22.859	30.585	8'59.077P	257,1	11:44'21.041
7	33.454	32.762	22.507	28.597	1'57.320	263,4	11:46'18.361
8	<b>33.251</b>	33.874	22.674	29.476	1'59.275	243,2	11:48'17.636
9	33.275	32.804	<b>22.469</b>	28.475	1'57.023	269,3	11:50'14.659
10	33.358	35.540	23.311	30.922	2'03.131	261,5	11:52'17.790
11	33.282	<b>32.672</b>	22.529	28.472	<b>1'56.955</b>	266,0	11:54'14.745
12	34.018	34.028	23.368	34.896	2'06.310P	266,0	11:56'21.055
13	5'26.539	34.637	22.959	28.923	6'53.058P	265,4	12:03'14.113
14	33.751	33.011	22.585	28.600	1'57.947C	266,7	12:05'12.060
15	33.387	34.969	22.648	28.534	1'59.538	266,7	12:07'11.598
16	33.281	33.042	22.682	28.555	1'57.560	267,3	12:09'09.158
17	33.472	35.331	22.626	28.733	2'00.162	266,7	12:11'09.320

**28° 15 E. MCMANUS [1'57.487]**

Lap	Seg.1	Seg.2	Seg.3	Seg.4	Lap Time	km/h	Local Time
1		35.621	23.917	35.320	260,9	11:27'31.582	
2	2'09.169	34.795	23.353	29.678	3'36.995P	262,1	11:31'08.577
3	34.931	34.315	23.255	28.841	2'01.342	266,7	11:33'09.919
4	33.836	33.503	23.970	28.877	2'00.186	265,4	11:35'10.105
5	33.929	33.488	23.147	28.854	1'59.418	265,4	11:37'09.523
6	33.634	33.250	22.931	28.995	1'58.810	260,9	11:39'08.333
7	33.422	33.132	23.157	28.720	1'58.431	264,7	11:41'06.764
8	33.408	35.839	25.600	34.951	2'09.798P	251,7	11:43'16.562
9	7'07.875	34.401	23.261	29.197	8'34.734P	261,5	11:51'51.296
10	33.939	33.380	22.662	28.924	1'58.905	260,9	11:53'50.201
11	33.506	33.189	<b>22.596</b>	28.827	1'58.118	263,4	11:55'48.319
12	33.730	33.270	22.745	29.070	1'58.815	263,4	11:57'47.134
13	33.490	33.276	22.880	28.749	1'58.395	264,1	11:59'45.529
14	35.498	34.280	23.525	33.899	2'07.202P	259,0	12:01'52.731
15	3'04.271	34.803	23.016	28.864	4'30.954P	260,2	12:06'23.685
16	<b>33.407</b>	<b>32.913</b>	22.677	<b>28.490</b>	<b>1'57.487</b>	266,7	12:08'21.172
17	36.250	33.356	22.837	28.668	2'01.111	<b>268,0</b>	12:10'22.283

**29° 88 A. ZETTI [1'57.825]**

Lap	Seg.1	Seg.2	Seg.3	Seg.4	Lap Time	km/h	Local Time
1		35.002	24.415	29.299	<b>268,0</b>	11:27'39.357	
2	34.663	33.754	23.336	29.057	2'00.810	262,1	11:29'40.167
3	33.640	33.202	22.740	28.727	1'58.309	266,0	11:31'38.476
4	33.719	33.102	22.507	<b>28.575</b>	1'57.903	266,7	11:33'36.379
5	33.555	33.055	22.742	28.717	1'58.069	264,1	11:35'34.448
6	<b>33.289</b>	33.089	22.724	35.023	2'04.125P	260,9	11:37'38.573
7	6'08.317	34.232	23.031	29.355	7'34.935P	258,4	11:45'13.508
8	33.780	33.319	22.743	29.004	1'58.846	262,1	11:47'12.354
9	33.399	33.278	22.506	28.825	1'58.008	264,1	11:49'10.362
10	33.470	33.033	22.547	28.880	1'57.930	262,8	11:51'08.292

08/04/2022 P = Pits In/Out - C = Lap Time Cancelled

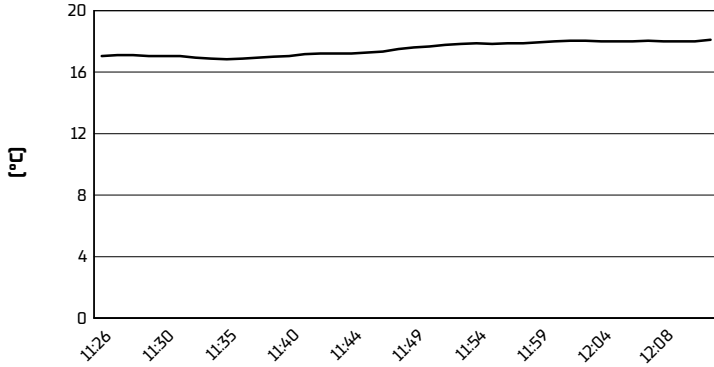
These data/results cannot be reproduced, stored and/or transmitted in whole or in part by any manner of electronic, mechanical, photocopying, recording, broadcasting or otherwise now known or herein after developed without the previous express consent by the copyright owner, except for reproduction in daily press and regular printed publications on sale to the public within 60 days of the event related to those data/results and always provided that copyright symbol appears together as follows below.

© DORNA WSBK ORGANIZATION Srl 2022

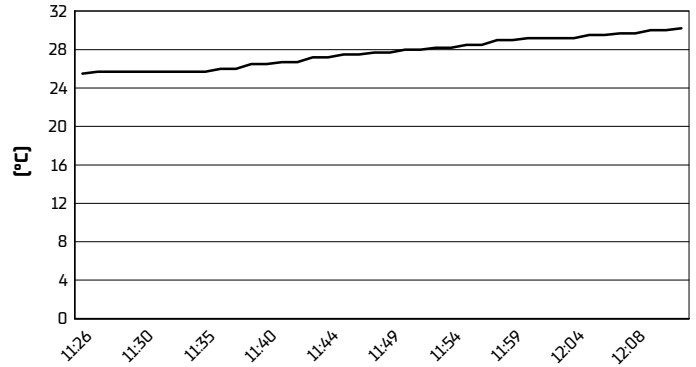


**Pirelli Aragon Round, 8-10 April 2022**  
**Weather Report Free Practice 1st Session**  
Session started 11:25 - Session ended 12:12


**Air Temperature**



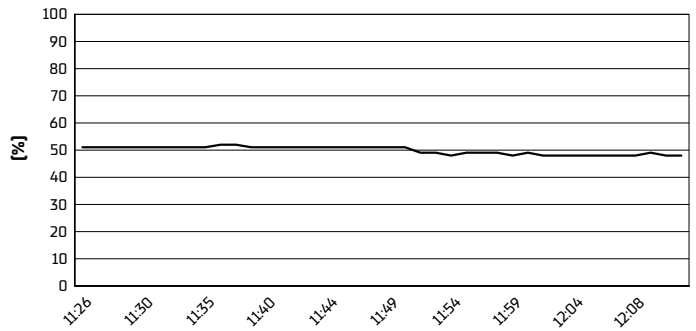
**Track Temperature**



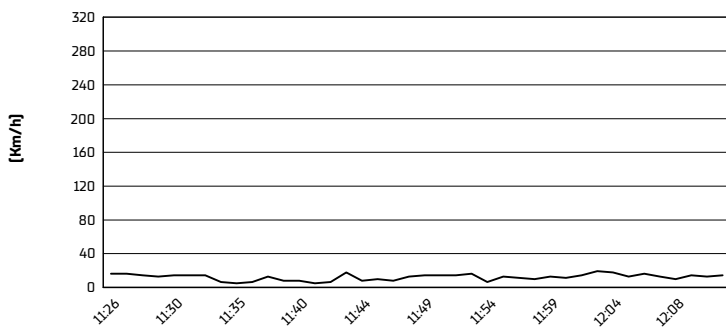
**Air Pressure**



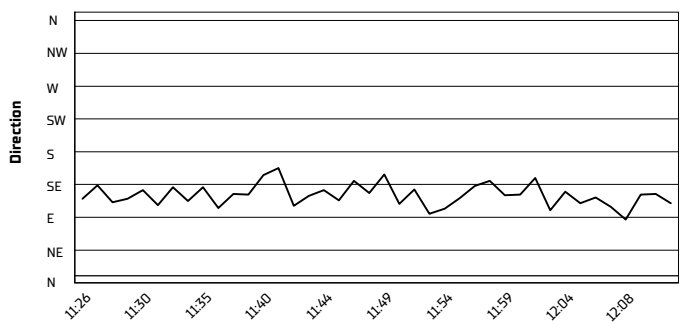
**Humidity**



**Wind Speed**



**Wind Direction**



08/04/2022

These data/results cannot be reproduced, stored and/or transmitted in whole or in part by any manner of electronic, mechanical, photocopying, recording, broadcasting or otherwise now known or herein after developed without the previous express consent by the copyright owner, except for reproduction in daily press and regular printed publications on sale to the public within 60 days of the event related to those data/results and always provided that copyright symbol appears together as follows below.

© DORNA WSBK ORGANIZATION Srl 2022