

Pirelli Aragon Round, 8-10 April 2022

Results Free Practice 2nd Session

No.	Rider	Nat	Team	Bike	Class	Time	Gap	Rel.	Laps	Speed	
										Avg	Max
1	77 D. AEGERTER	SUI	Ten Kate Racing Yamaha	Yamaha YZF R6		1'53.407			17	161,165	274,1
2	11 N. BULEGA	ITA	Aruba.it Racing Supersport Team	Ducati Panigale V2		1'53.986	0.579	0.579	18	160,346	272,7
3	7 L. BALDASSARRI	ITA	Evan Bros.WorldSSP Yamaha Team	Yamaha YZF R6		1'54.062	0.655	0.076	16	160,239	272,0
4	66 N. TUULI	FIN	MV Agusta Reparto Corse	MV Agusta F3 800 RR		1'54.260	0.853	0.198	14	159,961	270,0
5	61 C. ONCU	TUR	Kawasaki Puccetti Racing	Kawasaki ZX-6R		1'54.315	0.908	0.055	21	159,885	275,5
6	16 J. CLUZEL	FRA	GMT94 Yamaha	Yamaha YZF R6		1'54.448	1.041	0.133	20	159,699	270,7
7	64 F. CARICASULO	ITA	Althea Racing	Ducati Panigale V2		1'54.630	1.223	0.182	15	159,445	272,7
8	52 P. HOBELSBERGER	GER	Kallio Racing	Yamaha YZF R6		1'54.694	1.287	0.064	15	159,356	267,3
9	56 P. SEBESTYÉN	HUN	Evan Bros.WorldSSP Yamaha Team	Yamaha YZF R6		1'54.818	1.411	0.124	11	159,184	272,0
10	94 A. VERDOIA	FRA	GMT94 Yamaha	Yamaha YZF R6		1'54.871	1.464	0.053	17	159,111	273,4
11	55 Y. MONTELLA	ITA	Kawasaki Puccetti Racing	Kawasaki ZX-6R		1'54.891	1.484	0.020	17	159,083	272,7
12	25 M. BRENNER	SUI	VFT Racing	Yamaha YZF R6	*	1'54.895	1.488	0.004	15	159,077	268,7
13	62 S. MANZI	ITA	Dynavolt Triumph	Triumph Street Triple RS		1'54.988	1.581	0.093	8	158,949	269,3
14	28 G. VAN STRAALEN	NED	EAB Racing Team	Yamaha YZF R6		1'55.010	1.603	0.022	20	158,918	272,0
15	69 T. BOOTH-AMOS	GBR	Prodina Racing WorldSSP	Kawasaki ZX-6R	*	1'55.033	1.626	0.023	16	158,887	274,8
16	24 L. TACCINI	ITA	Ten Kate Racing Yamaha	Yamaha YZF R6		1'55.138	1.731	0.105	16	158,742	274,1
17	3 R. DE ROSA	ITA	Orelac Racing Verdnatura WorldSSP	Ducati Panigale V2		1'55.164	1.757	0.026	18	158,706	268,0
18	54 B. SOFUOGLU	TUR	MV Agusta Reparto Corse	MV Agusta F3 800 RR	*	1'55.185	1.778	0.021	19	158,677	269,3
19	38 H. SOOMER	EST	Dynavolt Triumph	Triumph Street Triple RS		1'55.202	1.795	0.017	20	158,653	270,7
20	6 J. BUJS	NED	Motozoo Racing by Puccetti	Kawasaki ZX-6R	*	1'55.513	2.106	0.311	16	158,226	272,0
21	17 K. SMITH	GBR	VFT Racing	Yamaha YZF R6		1'55.636	2.229	0.123	15	158,058	272,0
22	10 U. ORRADRE	ESP	MS Racing Yamaha WorldSSP	Yamaha YZF R6		1'55.685	2.278	0.049	17	157,991	274,8
23	99 A. HUERTAS	ESP	MTM Kawasaki	Kawasaki ZX-6R		1'55.740	2.333	0.055	5	157,916	268,0
24	50 O. VOSTATEK	CZE	MS Racing Yamaha WorldSSP	Yamaha YZF R6		1'55.960	2.553	0.220	18	157,616	267,3
25	32 O. BAYLISS	AUS	BARNI Spark Racing Team	Ducati Panigale V2		1'56.208	2.801	0.248	16	157,280	268,7
26	12 F. FULIGNI	ITA	D34G Racing	Ducati Panigale V2	*	1'56.581	3.174	0.373	15	156,777	266,0
27	73 M. KOFLER	AUT	CM Racing	Ducati Panigale V2		1'56.643	3.236	0.062	16	156,694	271,4
28	88 A. ZETTI	ITA	Kallio Racing	Yamaha YZF R6	*	1'57.358	3.951	0.715	18	155,739	270,0
29	15 E. MCMANUS	IRL	Motozoo Racing by Puccetti	Kawasaki ZX-6R		1'57.578	4.171	0.220	12	155,447	268,0
30	22 F. FULIGNI	ITA	D34G Racing	Ducati Panigale V2	*	1'58.416	5.009	0.838	13	154,347	261,5

Qualifying Lap Time (105% of 1'53.407): 1'59.078

* WorldSSP Challenge

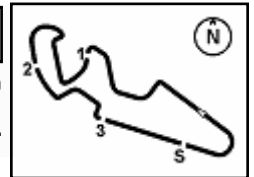
AIR	Humidity:	39%	Temp:	19°C
TRACK	Condition:	Dry	Temp:	28°C

Records	Pole	(SP)	2021	J.Cluzel	1'52.937	161,840	Km/h
	Race	(RC2)	2020	A.Locatelli	1'53.990	160,340	Km/h
	All Times	(SP)	2021	J.Cluzel	1'52.937	161,840	Km/h

Start 08/04/2022 16:00 End 16:47 The results are provisional until the end of the time limit for protests and appeals and the completion of the technical checks.

These data/results cannot be reproduced, stored and/or transmitted in whole or in part by any manner of electronic, mechanical, photocopying, recording, broadcasting or otherwise now known or herein after developed without the previous express consent by the copyright owner, except for reproduction in daily press and regular printed publications on sale to the public within 60 days of the event related to those data/results and always provided that copyright symbol appears together as follows below.

© DORNA WSBK ORGANIZATION Srl 2022



Pirelli Aragon Round, 8-10 April 2022
Results Free Practice 2nd Session

Session Highlights

Local Time	No. Rider	Description
16.01.05		WorldSSP Pit Intervention Time: 1min 11secs
16.02.59	54 B. SOFUOGLU	Check Transponder
16.03.17	54 B. SOFUOGLU	BLACK FLAG - Transponder Not Working
16.04.13	15 E. MCMANUS	Crashed - Turn 16
16.04.53	32 O. BAYLISS	Technical Problem - Turn 1
16.07.23	10 U. ORRADRE	Lap Cancelled [2'03.943] - Yellow Flag - Turn 16
16.07.33	11 N. BULEGA	Lap Cancelled [1'56.145] - Yellow Flag - Turn 16
16.07.42	12 F. FULIGNI	Lap Cancelled [1'58.810] - Yellow Flag - Turn 16
16.07.50	17 K. SMITH	Lap Cancelled [2'03.266] - Yellow Flag - Turn 16
16.07.58	22 F. FULIGNI	Lap Cancelled [2'02.484] - Yellow Flag - Turn 16
16.08.06	24 L. TACCINI	Lap Cancelled [1'55.526] - Yellow Flag - Turn 16
16.08.14	25 M. BRENNER	Lap Cancelled [2'00.416] - Yellow Flag - Turn 16
16.08.23	28 G. VAN STRAALEN	Lap Cancelled [1'56.887] - Yellow Flag - Turn 16
16.08.33	32 O. BAYLISS	Lap Cancelled [1'57.758] - Yellow Flag - Turn 16
16.08.41	38 H. SOOMER	Lap Cancelled [1'56.857] - Exceeded Track Limits - Turn 16
16.08.47	54 B. SOFUOGLU	Allowed to continue the practice
16.08.55	62 S. MANZI	Lap Cancelled [1'56.324] - Yellow Flag - Turn 16
16.09.04	64 F. CARICASULO	Lap Cancelled [1'56.260] - Yellow Flag - Turn 16
16.09.13	69 T. BOOTH-AMOS	Lap Cancelled [1'57.290] - Yellow Flag - Turn 16
16.09.37	77 D. AEGERTER	Lap Cancelled [1'55.242] - Yellow Flag - Turn 16
16.10.01	88 A. ZETTI	Lap Cancelled [1'58.498] - Yellow Flag - Turn 16
16.10.10	94 A. VERDOIA	Lap Cancelled [1'57.350] - Yellow Flag - Turn 16
16.10.17	99 A. HUERTAS	Lap Cancelled [2'09.063] - Yellow Flag - Turn 16
16.10.38	10 U. ORRADRE	Lap Cancelled [1'56.879] - Exceeded Track Limits - Turn 17
16.10.58	56 P. SEBESTYÉN	Lap Cancelled [1'56.096] - Exceeded Track Limits - Turn 15
16.13.50	6 J. BUIS	Lap Cancelled [1'58.176] - Exceeded Track Limits - Turn 10
16.21.03	52 P. HOBELSBERGER	Lap Cancelled [1'58.615] - Exceeded Track Limits - Turn 10
16.23.08	28 G. VAN STRAALEN	Lap Cancelled [1'55.310] - Exceeded Track Limits - Turn 15
16.24.14	17 K. SMITH	Check Transponder
16.25.05	17 K. SMITH	BLACK FLAG - Transponder Not Working
16.28.32	62 S. MANZI	Crashed - Turn 12
16.31.41	17 K. SMITH	Allowed to continue the practice
16.32.13	28 G. VAN STRAALEN	Lap Cancelled [1'55.963] - Exceeded Track Limits - Turn 15
16.37.05	38 H. SOOMER	Lap Cancelled [1'55.556] - Exceeded Track Limits - Turn 15
16.38.10	64 F. CARICASULO	On Asphalt - Re-Joined
16.38.53	12 F. FULIGNI	On Asphalt - Re-Joined
16.42.06	17 K. SMITH	On Asphalt - Re-Joined - Turn 1
16.42.53	77 D. AEGERTER	Lap Cancelled [1'53.341] - Exceeded Track Limits - Turn 17
16.43.28	22 F. FULIGNI	Lap Cancelled [1'59.588] - Exceeded Track Limits - Turn 15
16.43.39	11 N. BULEGA	Technical Problem - Turn 12
16.47.12	54 B. SOFUOGLU	Technical Problem - Turn 16
16.47.59		End Of Session

Fastest Laps Sequence

No.	Rider	Nat	Team	Bike	Local Time	Time	Gap	Avg
55	Y. MONTELLA	ITA	Kawasaki Puccetti Racing	Kawasaki ZX-6R	16:03'53.192	1'55.270		158,560
61	C. ONCU	TUR	Kawasaki Puccetti Racing	Kawasaki ZX-6R	16:03'53.229	1'54.315	-0.955	159,885
77	D. AEGERTER	SUI	Ten Kate Racing Yamaha	Yamaha YZF R6	16:08'38.526	1'53.950	-0.365	160,397
77	D. AEGERTER	SUI	Ten Kate Racing Yamaha	Yamaha YZF R6	16:25'45.622	1'53.836	-0.114	160,557
77	D. AEGERTER	SUI	Ten Kate Racing Yamaha	Yamaha YZF R6	16:43'15.989	1'53.407	-0.429	161,165

Start 16:00 End 16:47 The results are provisional until the end of the time limit for protests and appeals and the completion of the technical checks.

These data/results cannot be reproduced, stored and/or transmitted in whole or in part by any manner of electronic, mechanical, photocopying, recording, broadcasting or otherwise now known or herein after developed without the previous express consent by the copyright owner, except for reproduction in daily press and regular printed publications on sale to the public within 60 days of the event related to those data/results and always provided that copyright symbol appears together as follows below.

© DORNA WSBK ORGANIZATION Srl 2022

Pirelli Aragon Round, 8-10 April 2022
Free Practices Combined Results after FP2

No.	Rider	Nat	Team	Bike	Class	FP1	FP2	Time	Gap	Rel.	Avg	LL
1	77 D. AEGERTER	SUI	Ten Kate Racing Yamaha	Yamaha YZF R6		1'54.070	1'53.407	1'53.407			161,165	33
2	11 N. BULEGA	ITA	Aruba.it Racing Supersport Team	Ducati Panigale V2		1'55.019	1'53.986	1'53.986	0.579	0.579	160,346	35
3	7 L. BALDASSARRI	ITA	Evan Bros.WorldSSP Yamaha Team	Yamaha YZF R6		1'54.298	1'54.062	1'54.062	0.655	0.076	160,239	30
4	66 N. TUULI	FIN	MV Agusta Reparto Corse	MV Agusta F3 800 RR		1'54.793	1'54.260	1'54.260	0.853	0.198	159,961	29
5	61 C. ONCU	TUR	Kawasaki Puccetti Racing	Kawasaki ZX-6R		1'54.478	1'54.315	1'54.315	0.908	0.055	159,885	38
6	16 J. CLUZEL	FRA	GMT94 Yamaha	Yamaha YZF R6		1'54.445	1'54.448	1'54.445	1.038	0.130	159,703	39
7	64 F. CARICASULO	ITA	Althea Racing	Ducati Panigale V2		1'54.597	1'54.630	1'54.597	1.190	0.152	159,491	32
8	62 S. MANZI	ITA	Dynavolt Triumph	Triumph Street Triple RS		1'54.633	1'54.988	1'54.633	1.226	0.036	159,441	21
9	25 M. BRENNER	SUI	VFT Racing	Yamaha YZF R6	*	1'54.688	1'54.895	1'54.688	1.281	0.055	159,365	32
10	52 P. HOBELBERGER	GER	Kallio Racing	Yamaha YZF R6		1'54.727	1'54.694	1'54.694	1.287	0.006	159,356	28
11	28 G. VAN STRAALLEN	NED	EAB Racing Team	Yamaha YZF R6		1'54.800	1'55.010	1'54.800	1.393	0.106	159,209	36
12	56 P. SEBESTYÉN	HUN	Evan Bros.WorldSSP Yamaha Team	Yamaha YZF R6		1'55.924	1'54.818	1'54.818	1.411	0.018	159,184	24
13	94 A. VERDOIA	FRA	GMT94 Yamaha	Yamaha YZF R6		1'54.944	1'54.871	1'54.871	1.464	0.053	159,111	34
14	55 Y. MONTELLA	ITA	Kawasaki Puccetti Racing	Kawasaki ZX-6R		1'55.128	1'54.891	1'54.891	1.484	0.020	159,083	33
15	69 T. BOOTH-AMOS	GBR	Prodina Racing WorldSSP	Kawasaki ZX-6R	*	1'55.818	1'55.033	1'55.033	1.626	0.142	158,887	32
16	24 L. TACCINI	ITA	Ten Kate Racing Yamaha	Yamaha YZF R6		1'55.805	1'55.138	1'55.138	1.731	0.105	158,742	30
17	3 R. DE ROSA	ITA	Orelac Racing Verdnatura WorldSSP	Ducati Panigale V2		1'55.243	1'55.164	1'55.164	1.757	0.026	158,706	34
18	54 B. SOFUOGLU	TUR	MV Agusta Reparto Corse	MV Agusta F3 800 RR	*	1'56.014	1'55.185	1'55.185	1.778	0.021	158,677	34
19	38 H. SOOMER	EST	Dynavolt Triumph	Triumph Street Triple RS		1'55.240	1'55.202	1'55.202	1.795	0.017	158,653	36
20	17 K. SMITH	GBR	VFT Racing	Yamaha YZF R6		1'55.420	1'55.636	1'55.420	2.013	0.218	158,354	33
21	6 J. BUIS	NED	Motozoo Racing by Puccetti	Kawasaki ZX-6R	*	1'56.275	1'55.513	1'55.513	2.106	0.093	158,226	33
22	99 A. HUERTAS	ESP	MTM Kawasaki	Kawasaki ZX-6R		1'55.567	1'55.740	1'55.567	2.160	0.054	158,152	18
23	10 U. ORRADRE	ESP	MS Racing Yamaha WorldSSP	Yamaha YZF R6		1'56.955	1'55.685	1'55.685	2.278	0.118	157,991	33
24	50 D. VOSTATEK	CZE	MS Racing Yamaha WorldSSP	Yamaha YZF R6		1'56.259	1'55.960	1'55.960	2.553	0.275	157,616	33
25	32 D. BAYLISS	AUS	BARNI Spark Racing Team	Ducati Panigale V2		1'56.561	1'56.208	1'56.208	2.801	0.248	157,280	33
26	73 M. KOFLER	AUT	CM Racing	Ducati Panigale V2		1'56.544	1'56.643	1'56.544	3.137	0.336	156,827	27
27	12 F. FULIGNI	ITA	D34G Racing	Ducati Panigale V2	*	1'56.948	1'56.581	1'56.581	3.174	0.037	156,777	34
28	88 A. ZETTI	ITA	Kallio Racing	Yamaha YZF R6	*	1'57.825	1'57.358	1'57.358	3.951	0.777	155,739	35
29	15 E. MCMANUS	IRL	Motozoo Racing by Puccetti	Kawasaki ZX-6R		1'57.487	1'57.578	1'57.487	4.080	0.129	155,568	28
30	22 F. FULIGNI	ITA	D34G Racing	Ducati Panigale V2	*	1'58.883	1'58.416	1'58.416	5.009	0.929	154,347	29

* WorldSSP Challenge

08/04/2022

These data/results cannot be reproduced, stored and/or transmitted in whole or in part by any manner of electronic, mechanical, photocopying, recording, broadcasting or otherwise now known or herein after developed without the previous express consent by the copyright owner, except for reproduction in daily press and regular printed publications on sale to the public within 60 days of the event related to those data/results and always provided that copyright symbol appears together as follows below.

© DORNA WSBK ORGANIZATION Srl 2022

Pirelli Aragon Round, 8-10 April 2022
Best Sectors & Speed Free Practice 2nd Session

BEST LAP			
1	77	D. AEGERTER	Yamaha YZF R6 1'53.407
2	11	N. BULEGA	Ducati Panigale V2 1'53.986
3	7	L. BALDASSARRI	Yamaha YZF R6 1'54.062
4	66	N. TUULI	MV Agusta F3 800 RR 1'54.260
5	61	C. ONCU	Kawasaki ZX-6R 1'54.315
6	16	J. CLUZEL	Yamaha YZF R6 1'54.448
7	64	F. CARICASULO	Ducati Panigale V2 1'54.630
8	52	P. HOBELSBERGER	Yamaha YZF R6 1'54.694
9	56	P. SEBESTYÉN	Yamaha YZF R6 1'54.818
10	94	A. VERDOIA	Yamaha YZF R6 1'54.871
11	55	Y. MONTELLA	Kawasaki ZX-6R 1'54.891
12	25	M. BRENNER	Yamaha YZF R6 1'54.895
13	62	S. MANZI	Triumph Street Triple RS 1'54.988
14	28	G. VAN STRAALLEN	Yamaha YZF R6 1'55.010
15	69	T. BOOTH-AMOS	Kawasaki ZX-6R 1'55.033
16	24	L. TACCINI	Yamaha YZF R6 1'55.138
17	3	R. DE ROSA	Ducati Panigale V2 1'55.164
18	54	B. SOFUOGLU	MV Agusta F3 800 RR 1'55.185
19	38	H. SOOMER	Triumph Street Triple RS 1'55.202
20	6	J. BUIS	Kawasaki ZX-6R 1'55.513
21	17	K. SMITH	Yamaha YZF R6 1'55.636
22	10	U. ORRADRE	Yamaha YZF R6 1'55.685
23	99	A. HUERTAS	Kawasaki ZX-6R 1'55.740
24	50	D. VOSTATEK	Yamaha YZF R6 1'55.960
25	32	D. BAYLISS	Ducati Panigale V2 1'56.208
26	12	F. FULIGNI	Ducati Panigale V2 1'56.581
27	73	M. KOFLER	Ducati Panigale V2 1'56.643
28	88	A. ZETTI	Yamaha YZF R6 1'57.358
29	15	E. MCMANUS	Kawasaki ZX-6R 1'57.578
30	22	F. FULIGNI	Ducati Panigale V2 1'58.416

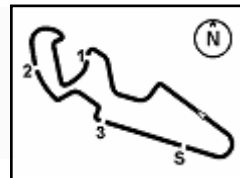
SPEED			
1	61	C. ONCU	Kawasaki ZX-6R 275.5
2	69	T. BOOTH-AMOS	Kawasaki ZX-6R 274.8
3	10	U. ORRADRE	Yamaha YZF R6 274.8
4	24	L. TACCINI	Yamaha YZF R6 274.1
5	77	D. AEGERTER	Yamaha YZF R6 274.1
6	94	A. VERDOIA	Yamaha YZF R6 273.4
7	11	N. BULEGA	Ducati Panigale V2 272.7
8	64	F. CARICASULO	Ducati Panigale V2 272.7
9	55	Y. MONTELLA	Kawasaki ZX-6R 272.7
10	28	G. VAN STRAALLEN	Yamaha YZF R6 272.0
11	6	J. BUIS	Kawasaki ZX-6R 272.0
12	56	P. SEBESTYÉN	Yamaha YZF R6 272.0
13	17	K. SMITH	Yamaha YZF R6 272.0
14	7	L. BALDASSARRI	Yamaha YZF R6 272.0
15	73	M. KOFLER	Ducati Panigale V2 271.4
16	16	J. CLUZEL	Yamaha YZF R6 270.7
17	38	H. SOOMER	Triumph Street Triple RS 270.7
18	66	N. TUULI	MV Agusta F3 800 RR 270.0
19	88	A. ZETTI	Yamaha YZF R6 270.0
20	62	S. MANZI	Triumph Street Triple RS 269.3
21	54	B. SOFUOGLU	MV Agusta F3 800 RR 269.3
22	25	M. BRENNER	Yamaha YZF R6 268.7
23	32	D. BAYLISS	Ducati Panigale V2 268.7
24	15	E. MCMANUS	Kawasaki ZX-6R 268.0
25	99	A. HUERTAS	Kawasaki ZX-6R 268.0
26	3	R. DE ROSA	Ducati Panigale V2 268.0
27	52	P. HOBELSBERGER	Yamaha YZF R6 267.3
28	50	D. VOSTATEK	Yamaha YZF R6 267.3
29	12	F. FULIGNI	Ducati Panigale V2 266.0
30	22	F. FULIGNI	Ducati Panigale V2 261.5

SEG. 1			SEG. 2			SEG. 3			SEG. 4		
1	77	D. AEGERTER	32.028	1	77	D. AEGERTER	31.725	1	77	D. AEGERTER	27.775
2	61	C. ONCU	32.266	2	11	N. BULEGA	31.908	2	7	L. BALDASSARRI	27.816
3	28	G. VAN STRAALLEN	32.322	3	7	L. BALDASSARRI	31.929	3	11	N. BULEGA	27.924
4	7	L. BALDASSARRI	32.367	4	66	N. TUULI	31.989	4	61	C. ONCU	27.928
5	11	N. BULEGA	32.369	5	16	J. CLUZEL	32.026	5	64	F. CARICASULO	27.934
6	66	N. TUULI	32.370	6	61	C. ONCU	32.042	6	62	S. MANZI	27.994
7	16	J. CLUZEL	32.427	7	64	F. CARICASULO	32.072	7	52	P. HOBELSBERGER	28.008
8	55	Y. MONTELLA	32.435	8	62	S. MANZI	32.087	8	69	T. BOOTH-AMOS	28.024
9	64	F. CARICASULO	32.456	9	52	P. HOBELSBERGER	32.105	9	25	M. BRENNER	28.032
10	3	R. DE ROSA	32.484	10	56	P. SEBESTYÉN	32.155	10	16	J. CLUZEL	28.084
11	25	M. BRENNER	32.508	11	94	A. VERDOIA	32.164	11	28	G. VAN STRAALLEN	28.091
12	24	L. TACCINI	32.515	12	24	L. TACCINI	32.167	12	66	N. TUULI	28.092
13	69	T. BOOTH-AMOS	32.519	13	25	M. BRENNER	32.206	13	6	J. BUIS	28.114
14	94	A. VERDOIA	32.540	14	28	G. VAN STRAALLEN	32.232	14	55	Y. MONTELLA	28.137
15	56	P. SEBESTYÉN	32.540	15	54	B. SOFUOGLU	32.247	15	17	K. SMITH	28.155
16	62	S. MANZI	32.559	16	38	H. SOOMER	32.271	16	24	L. TACCINI	28.168
17	52	P. HOBELSBERGER	32.573	17	69	T. BOOTH-AMOS	32.284	17	94	A. VERDOIA	28.170
18	17	K. SMITH	32.584	18	3	R. DE ROSA	32.312	18	56	P. SEBESTYÉN	28.176
19	38	H. SOOMER	32.619	19	6	J. BUIS	32.332	19	38	H. SOOMER	28.176
20	54	B. SOFUOGLU	32.660	20	55	Y. MONTELLA	32.374	20	3	R. DE ROSA	28.219
21	99	A. HUERTAS	32.697	21	10	U. ORRADRE	32.412	21	50	D. VOSTATEK	28.239
22	6	J. BUIS	32.729	22	99	A. HUERTAS	32.448	22	10	U. ORRADRE	28.303
23	10	U. ORRADRE	32.857	23	50	D. VOSTATEK	32.475	23	54	B. SOFUOGLU	28.355
24	50	D. VOSTATEK	32.879	24	17	K. SMITH	32.554	24	32	D. BAYLISS	28.377
25	12	F. FULIGNI	32.943	25	12	F. FULIGNI	32.587	25	99	A. HUERTAS	28.422
26	32	D. BAYLISS	33.042	26	32	D. BAYLISS	32.611	26	17	K. SMITH	28.434
27	88	A. ZETTI	33.106	27	73	M. KOFLER	32.645	27	50	D. VOSTATEK	28.544
28	73	M. KOFLER	33.120	28	88	A. ZETTI	33.005	28	88	A. ZETTI	28.580
29	15	E. MCMANUS	33.191	29	15	E. MCMANUS	33.039	29	15	E. MCMANUS	28.620
30	22	F. FULIGNI	33.398	30	22	F. FULIGNI	33.295	30	22	F. FULIGNI	28.732

08/04/2022

These data/results cannot be reproduced, stored and/or transmitted in whole or in part by any manner of electronic, mechanical, photocopying, recording, broadcasting or otherwise now known or herein after developed without the previous express consent by the copyright owner, except for reproduction in daily press and regular printed publications on sale to the public within 60 days of the event related to those data/results and always provided that copyright symbol appears together as follows below.

© DORNA WSBK ORGANIZATION Srl 2022



MotorLand Aragon 5.077 m

Pirelli Aragon Round, 8-10 April 2022
Ideal Times Free Practice 2nd Session

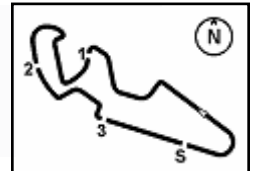
No.	Rider	Nat	Bike	Seg. 1	Seg. 2	Seg. 3	Seg. 4	Ideal Time		
				Diff. 1	Diff. 2	Diff. 3	Diff. 4	Best Lap	Pos.	Diff.
1	77 D. AEGERTER	SUI	Yamaha YZF R6	32.028 +0.070	31.725 +0.006	21.632 +0.171	27.775	1'53.160 1'53.407	1	0.247
2	7 L. BALDASSARRI	ITA	Yamaha YZF R6	32.367 +0.107	31.929 +0.007	21.735 +0.101	27.816	1'53.847 1'54.062	3	0.215
3	11 N. BULEGA	ITA	Ducati Panigale V2	32.369	31.908 +0.012	21.757 +0.012	27.928	1'53.962 1'53.986	2	0.024
4	61 C. ONCU	TUR	Kawasaki ZX-6R	32.266 +0.019	32.042 +0.095	21.778 +0.084	27.934 +0.097	1'54.020 1'54.315	5	0.295
5	66 N. TUULI	FIN	MV Agusta F3 800 RR	32.370 +0.101	31.989	21.876	27.924	1'54.159 1'54.260	4	0.101
6	16 J. CLUZEL	FRA	Yamaha YZF R6	32.427 +0.055	32.026 +0.092	21.840	27.994 +0.014	1'54.287 1'54.448	6	0.161
7	64 F. CARICASULO	ITA	Ducati Panigale V2	32.456 +0.132	32.072	21.785 +0.054	28.091 +0.040	1'54.404 1'54.630	7	0.226
8	62 S. MANZI	ITA	Triumph Street Triple RS	32.559 +0.207	32.087 +0.221	21.804 +0.078	28.032	1'54.482 1'54.988	13	0.506
9	28 G. VAN STRAALEN	NED	Yamaha YZF R6	32.322 +0.119	32.232 +0.175	21.872	28.176 +0.114	1'54.602 1'55.010	14	0.408
10	52 P. HOBELSBERGER	GER	Yamaha YZF R6	32.573	32.105 +0.036	21.804	28.176	1'54.658 1'54.694	8	0.036
11	25 M. BRENNER	SUI	Yamaha YZF R6	32.508	32.206 +0.088	21.832	28.168 +0.093	1'54.714 1'54.895	12	0.181
12	55 Y. MONTELLA	ITA	Kawasaki ZX-6R	32.435	32.374 +0.049	21.906 +0.079	28.024 +0.024	1'54.739 1'54.891	11	0.152
13	56 P. SEBESTYÉN	HUN	Yamaha YZF R6	32.540 +0.026	32.155 +0.046	21.967	28.084	1'54.746 1'54.818	9	0.072
14	24 L. TACCINI	ITA	Yamaha YZF R6	32.515 +0.084	32.167 +0.149	21.958 +0.128	28.137	1'54.777 1'55.138	16	0.361
15	94 A. VERDOIA	FRA	Yamaha YZF R6	32.540	32.164	21.964 +0.048	28.155	1'54.823 1'54.871	10	0.048
16	3 R. DE ROSA	ITA	Ducati Panigale V2	32.484 +0.056	32.312 +0.063	21.985 +0.045	28.114 +0.105	1'54.895 1'55.164	17	0.269
17	69 T. BOOTH-AMOS	GBR	Kawasaki ZX-6R	32.519	32.284	21.814	28.303 +0.113	1'54.920 1'55.033	15	0.113
18	38 H. SOOMER	EST	Triumph Street Triple RS	32.619	32.271 +0.042	21.977 +0.037	28.092 +0.164	1'54.959 1'55.202	19	0.243
19	54 B. SOFUOGLU	TUR	MV Agusta F3 800 RR	32.660	32.247 +0.179	22.091	28.008	1'55.006 1'55.185	18	0.179
20	6 J. BUIS	NED	Kawasaki ZX-6R	32.729	32.332 +0.163	21.877 +0.128	28.219 +0.065	1'55.157 1'55.513	20	0.356
21	99 A. HUERTAS	ESP	Kawasaki ZX-6R	32.697 +0.095	32.448	22.121 +0.010	28.239 +0.130	1'55.505 1'55.740	23	0.235
22	17 K. SMITH	GBR	Yamaha YZF R6	32.584	32.554	21.936	28.434 +1'27.202	1'55.508 1'55.636	21	0.128
23	10 U. ORRADRE	ESP	Yamaha YZF R6	32.857	32.412 +0.095	22.089 +0.002	28.170 +0.060	1'55.528 1'55.685	22	0.157
24	50 D. VOSTATEK	CZE	Yamaha YZF R6	32.879	32.475	22.030	28.544 +0.032	1'55.928 1'55.960	24	0.032
25	32 D. BAYLISS	AUS	Ducati Panigale V2	33.042	32.611 +0.032	22.119	28.377 +0.027	1'56.149 1'56.208	25	0.059
26	12 F. FULIGNI	ITA	Ducati Panigale V2	32.943 +0.045	32.587 +0.211	22.266 +0.046	28.422 +0.061	1'56.218 1'56.581	26	0.363
27	73 M. KOFLER	AUT	Ducati Panigale V2	33.120 +0.212	32.645	22.291 +0.020	28.355	1'56.411 1'56.643	27	0.232
28	88 A. ZETTI	ITA	Yamaha YZF R6	33.106	33.005 +0.013	22.412 +0.095	28.580 +0.147	1'57.103 1'57.358	28	0.255
29	15 E. MCMANUS	IRL	Kawasaki ZX-6R	33.191 +0.191	33.039 +0.110	22.427	28.620	1'57.277 1'57.578	29	0.301
30	22 F. FULIGNI	ITA	Ducati Panigale V2	33.398	33.295 +0.031	22.677 +0.151	28.732 +0.132	1'58.102 1'58.416	30	0.314
Overall Ideal Time				32.028	31.725	21.632	27.775	1'53.160		

08/04/2022

These data/results cannot be reproduced, stored and/or transmitted in whole or in part by any manner of electronic, mechanical, photocopying, recording, broadcasting or otherwise now known or herein after developed without the previous express consent by the copyright owner, except for reproduction in daily press and regular printed publications on sale to the public within 60 days of the event related to those data/results and always provided that copyright symbol appears together as follows below.

© DORNA WSBK ORGANIZATION Srl 2022

FIGR PERUGIA TIMING

Pirelli Aragon Round, 8-10 April 2022 Chronological Analysis Free Practice 2nd Session

1° 77 D. AEGERTER [1'53.407]								4° 66 N. TUULI [1'54.260]							
Lap	Seg1	Seg2	Seg3	Seg4	Lap Time	km/h	Local Time	Lap	Seg1	Seg2	Seg3	Seg4	Lap Time	km/h	Local Time
1		33.442	22.652	29.527		268,7	16:02'54.716	1		33.703	23.343	28.374		270,0	16:02'12.156
2	32.847	32.356	22.027	28.012	1'55.242C	272,0	16:04'49.958	2	32.863	32.369	22.140	28.148	1'55.520	269,3	16:04'07.676
3	32.623	32.113	21.946	27.936	1'54.618	270,0	16:06'44.576	3	32.690	32.149	22.001	28.094	1'54.934	266,7	16:06'02.610
4	32.166	31.967	21.837	27.980	1'53.950	268,7	16:08'38.526	4	32.545	32.143	22.031	31.277	1'57.996	267,3	16:08'00.606
5	32.246	32.053	22.096	28.022	1'54.417	268,7	16:10'32.943	5	34.051	33.013	22.485	28.089	1'57.638	267,3	16:09'58.244
6	32.226	31.887	21.907	28.226	1'54.246	269,3	16:12'27.189	6	32.646	32.493	22.237	35.147	2'02.523P	264,7	16:12'00.767
7	32.190	31.993	21.843	28.001	1'54.027	269,3	16:14'21.216	7	7'08.971	34.197	22.356	28.124	8'33.648P	262,8	16:20'34.415
8	32.276	31.948	22.002	28.027	1'54.253	268,7	16:16'15.469	8	32.471	31.989	21.876	27.924	1'54.260	270,0	16:22'28.675
9	32.159	31.968	22.009	27.968	1'54.104	270,0	16:18'09.573	9	32.766	32.402	21.987	28.091	1'55.246	267,3	16:24'23.921
10	32.259	31.900	21.910	28.012	1'54.081	269,3	16:20'03.654	10	32.620	32.151	22.256	35.113	2'02.140P	262,8	16:26'26.061
11	32.157	31.978	21.957	27.914	1'54.006	270,7	16:21'57.660	11	10'35.721	32.701	22.441	28.255	1'59.118P	264,1	16:38'25.179
12	32.170	31.990	22.035	27.931	1'54.126	270,0	16:23'51.786	12	32.606	32.088	21.947	28.128	1'54.769	265,4	16:40'19.948
13	32.111	31.923	21.955	27.847	1'53.836	271,4	16:25'45.622	13	32.370	32.116	22.090	28.153	1'54.729	263,4	16:42'14.677
14	32.517	32.096	22.188	34.271	2'01.072P	274,1	16:27'46.694	14	32.548	32.206	22.069	28.058	1'54.881	265,4	16:44'09.558
15	10'19.212	32.588	22.655	28.092	1'42.547P	266,7	16:39'29.241	15	32.502	32.265	22.110	28.096	1'54.973	266,0	16:46'04.531
16	32.028	31.725	21.632	27.956	1'53.341C	272,7	16:41'22.582								
17	32.098	31.731	21.803	27.775	1'53.407	271,4	16:43'15.989								
18	32.243	31.842	21.837	27.837	1'53.759	271,4	16:45'09.748								

2° 11 N. BULEGA [1'53.986]							
Lap	Seg1	Seg2	Seg3	Seg4	Lap Time	km/h	Local Time
1		36.641	22.604	28.229		268,7	16:02'29.015
2	33.219	32.895	21.976	28.055	1'56.145C	269,3	16:04'25.160
3	32.810	32.260	22.266	28.159	1'55.495	272,7	16:06'20.655
4	33.068	33.201	22.267	28.219	1'56.755	270,0	16:08'17.410
5	32.732	32.355	21.935	28.171	1'55.193	267,3	16:10'12.603
6	32.741	32.323	22.046	28.113	1'55.223	266,7	16:12'07.826
7	32.833	32.304	22.089	28.289	1'55.515	268,0	16:14'03.341
8	38.234	34.054	22.716	34.632	2'09.636P	263,4	16:16'12.977
9	5'23.050	32.762	21.950	28.019	6'45.781P	265,4	16:22'58.758
10	32.495	31.908	21.835	28.001	1'54.239	266,7	16:24'52.997
11	32.369	31.920	21.769	27.928	1'53.986	268,0	16:26'46.983
12	32.380	32.019	21.757	28.025	1'54.181	269,3	16:28'41.164
13	32.448	32.015	22.309	28.017	1'54.789	268,0	16:30'35.953
14	32.536	32.041	21.898	28.092	1'54.567	268,7	16:32'30.520
15	32.643	32.034	21.868	28.071	1'54.616	267,3	16:34'25.136
16	32.596	32.008	21.935	28.061	1'54.600	267,3	16:36'19.736
17	32.528	32.067	21.873	28.054	1'54.522	268,0	16:38'14.258
18	32.543	32.018	21.912	28.078	1'54.551	266,7	16:40'08.809
19	32.521	32.048	21.999	28.037	1'54.605	267,3	16:42'03.414

5° 61 C. ONCU [1'54.315]							
Lap	Seg1	Seg2	Seg3	Seg4	Lap Time	km/h	Local Time
1		32.971	22.335	28.796		251,2	16:01'58.914
2	32.285	32.137	21.862	28.031	1'54.315	275,5	16:03'53.229
3	32.407	32.176	21.882	28.045	1'54.510	267,3	16:05'47.739
4	32.449	32.305	22.050	33.415	2'00.219P	266,0	16:07'47.958
5	4'58.517	32.342	22.202	29.030	6'22.091P	254,7	16:14'10.049
6	32.266	32.042	22.081	27.934	1'54.323	270,0	16:16'04.372
7	32.343	32.253	21.778	28.111	1'54.485	267,3	16:17'58.857
8	32.474	32.152	21.872	28.141	1'54.639	269,3	16:19'53.496
9	32.502	33.245	21.950	28.238	1'55.935	266,0	16:21'49.431
10	32.570	32.176	21.961	28.223	1'54.930	267,3	16:23'44.361
11	32.468	32.244	21.870	28.280	1'54.862	264,7	16:25'39.223
12	32.544	32.228	21.960	28.225	1'54.957	266,7	16:27'34.180
13	32.457	32.270	22.046	28.255	1'55.028	265,4	16:29'29.208
14	32.524	32.466	22.053	28.270	1'55.313	266,0	16:31'24.521
15	32.637	32.184	22.019	28.190	1'55.030	272,0	16:33'19.551
16	32.574	32.512	22.139	28.331	1'55.556	265,4	16:35'15.107
17	32.554	33.184	22.624	28.285	1'56.647	267,3	16:37'11.754
18	32.843	32.340	22.088	28.323	1'55.594	268,7	16:39'07.348
19	33.683	33.243	23.490	28.918	1'59.334	267,3	16:41'06.682
20	32.819	32.558	22.139	28.536	1'56.052	266,0	16:43'02.734
21	32.873	32.413	22.198	28.563	1'56.047	267,3	16:44'58.781
22	33.035	32.780	22.255	28.746	1'56.816	266,7	16:46'55.597

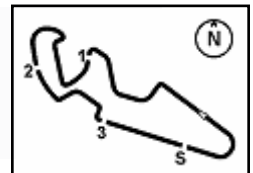
3° 7 L. BALDASSARRI [1'54.062]							
Lap	Seg1	Seg2	Seg3	Seg4	Lap Time	km/h	Local Time
1		34.098	22.762	28.260		271,4	16:03'23.492
2	33.240	32.614	23.461	28.691	1'58.006	267,3	16:05'21.498
3	33.082	32.380	22.019	28.102	1'55.583	272,0	16:07'17.081
4	32.809	32.271	22.040	28.037	1'55.157	272,0	16:09'12.238
5	34.055	33.593	22.630	33.191	2'03.469P	268,7	16:11'15.707
6	11'32.478	34.278	23.223	29.395	12'59.374P	244,9	16:24'15.081
7	33.246	34.709	22.151	28.072	1'58.178	269,3	16:26'13.259
8	32.738	32.145	21.918	28.138	1'54.939	270,7	16:28'08.198
9	32.715	31.929	21.966	28.128	1'54.738	268,7	16:30'02.936
10	32.620	32.174	21.860	27.954	1'54.608	270,0	16:31'57.544
11	32.525	31.954	21.735	27.957	1'54.171	270,7	16:33'51.715
12	32.593	32.084	26.796	28.847	2'00.320	264,1	16:35'52.035
13	32.729	32.233	25.390	28.146	1'58.498	269,3	16:37'50.533
14	32.711	32.880	22.112	27.972	1'55.675	270,7	16:39'46.208
15	32.367	31.974	21.936	28.173	1'54.450	270,0	16:41'40.658
16	32.474	31.936	21.836	27.816	1'54.062	271,4	16:43'34.720
17	32.835	32.385	22.101	28.124	1'55.445	270,7	16:45'30.165

6° 16 J. CLUZEL [1'54.448]							
Lap	Seg1	Seg2	Seg3	Seg4	Lap Time	km/h	Local Time
1		34.363	23.110	28.845		266,7	16:03'35.215
2	33.402	32.740	22.233	28.413	1'56.788	267,3	16:05'32.003
3	32.999	32.498	22.120	28.311	1'55.928	268,0	16:07'27.931
4	32.854	32.444	22.248	28.260	1'55.806	268,0	16:09'23.737
5	32.865	32.460	22.157	28.260	1'55.742	268,0	16:11'19.479
6	32.833	32.440	23.111	34.615	2'02.999P	264,7	16:13'22.478
7	3'35.199	33.824	22.740	28.420	5'00.183P	264,7	16:18'22.661
8	32.665	32.026	21.945	28.113	1'54.749	266,7	16:20'17.410
9	32.427	32.137	21.976	28.031	1'54.571	268,7	16:22'11.981
10	32.562	32.244	21.915	28.197	1'54.918	268,0	16:24'06.899
11	32.564	32.205	21.996	28.060	1'54.825	267,3	16:26'01.724
12	32.686	32.132	21.927	28.007	1'54.752	269,3	16:27'56.476
13	32.603	32.910	22.527	28.269	1'56.309	267,3	16:29'52.785
14	32.542	32.067	21.872	27.994	1'54.475	268,0	16:31'47.260
15	32.489	32.033	21.969	28.034	1'54.525	269,3	16:33'41.785
16	32.524	32.387	22.024	28.114	1'55.049	267,3	16:35'36.834
17	32.468	32.160	21.918	28.218	1'54.764	269,3	16:37'31.598
18	32.482	32.118	21.840	28.008	1'54.448	270,7	16:39'26.046

08/04/2022 P = Pits In/Out - C = Lap Time Cancelled

These data/results cannot be reproduced, stored and/or transmitted in whole or in part by any manner of electronic, mechanical, photocopying, recording, broadcasting or otherwise now known or herein after developed without the previous express consent by the copyright owner, except for reproduction in daily press and regular printed publications on sale to the public within 60 days of the event related to those data/results and always provided that copyright symbol appears together as follows below.

© DORNA WSBK ORGANIZATION Srl 2022



Pirelli Aragon Round, 8-10 April 2022
Chronological Analysis Free Practice 2nd Session

2 / 5

19	32.549	32.163	21.944	28.066	1'54.722	268,0	16:41'20.768
20	32.588	32.182	22.066	28.099	1'54.935	267,3	16:43'15.703
21	35.110	36.069	22.459	34.482	2'08.120P	267,3	16:45'23.823

4	32.980	32.595	22.371	28.465	1'56.411	266,7	16:08'05.239
5	32.959	32.523	22.200	28.678	1'56.360	266,0	16:10'01.599
6	32.879	32.632	22.221	28.528	1'56.260	266,0	16:11'57.859
7	32.892	32.715	22.559	28.437	1'56.603	268,0	16:13'54.462
8	32.919	32.627	22.277	35.372	2'03.195P	268,0	16:15'57.657
9	8'09.564	33.166	22.312	28.773	9'33.815P	261,5	16:25'31.472
10	32.540	32.164	22.012	28.155	1'54.871	272,0	16:27'26.343
11	32.585	33.204	22.305	28.573	1'56.667	265,4	16:29'23.010
12	33.205	32.588	22.110	28.579	1'56.482	263,4	16:31'19.492
13	32.699	32.294	21.964	28.430	1'55.387	266,7	16:33'14.879
14	32.592	32.232	30.369	28.630	2'03.823	264,1	16:35'18.702
15	32.790	32.749	22.426	28.456	1'56.421	270,0	16:37'15.123
16	33.154	33.213	22.688	35.879	2'04.934P	220,4	16:39'20.057
17	2'32.065	35.684	22.445	28.717	3'58.911P	262,8	16:43'18.968
18	32.899	32.607	22.294	28.558	1'56.358	264,1	16:45'15.326

7° 64 F. CARICASULO [1'54.630]							
Lap	Seg.1	Seg.2	Seg.3	Seg.4	Lap Time	km/h	Local Time
1		33.609	29.805	39.012		151,3	16:02'30.072
2	33.391	32.616	22.175	28.078	1'56.260C	271,4	16:04'26.332
3	32.819	32.431	22.096	28.278	1'55.624	267,3	16:06'21.956
4	32.883	32.475	22.157	28.124	1'55.639	272,7	16:08'17.595
5	33.053	32.435	22.387	28.256	1'56.131	269,3	16:10'13.726
6	32.772	32.216	22.059	28.189	1'55.236	268,7	16:12'08.962
7	32.873	32.392	22.112	28.232	1'55.609	266,7	16:14'04.571
8	34.058	32.691	22.226	34.433	2'03.408P	264,1	16:16'07.979
9	6'05.270	35.082	22.450	38.536	7'41.338P	218,6	16:23'49.317
10	32.759	32.175	22.118	28.126	1'55.178	272,0	16:25'44.495
11	32.588	32.072	21.839	28.131	1'54.630	269,3	16:27'39.125
12	32.456	32.105	21.785	28.296	1'54.642	265,4	16:29'33.767
13	41.419	35.450	22.263	28.252	2'07.384	265,4	16:31'41.151
14	32.619	32.099	21.962	28.091	1'54.771	268,0	16:33'35.922
15	32.858	32.549	22.023	28.335	1'55.765	262,8	16:35'31.687
16	32.648	32.204	21.929	1'20.573	2'47.354P	268,0	16:38'19.041

11° 55 Y. MONTELLA [1'54.891]							
Lap	Seg.1	Seg.2	Seg.3	Seg.4	Lap Time	km/h	Local Time
1		33.088	22.245	28.249		268,7	16:01'57.922
2	32.709	32.374	21.973	28.214	1'55.270	270,7	16:03'53.192
3	32.713	32.506	21.988	34.280	2'01.487P	270,7	16:05'54.679
4	6'50.981	32.742	22.168	28.436	8'14.327P	267,3	16:14'09.006
5	32.615	32.477	22.142	28.105	1'55.339	270,0	16:16'04.345
6	32.655	32.380	21.918	28.039	1'54.992	272,0	16:17'59.337
7	32.557	32.401	22.014	28.214	1'55.186	270,7	16:19'54.523
8	32.858	33.211	22.185	28.154	1'56.408	272,7	16:21'50.931
9	32.810	32.606	22.131	28.298	1'55.845	270,0	16:23'46.776
10	33.129	32.947	22.388	35.077	2'03.541P	267,3	16:25'50.317
11	4'26.525	32.601	21.999	28.223	5'49.348P	268,0	16:31'39.665
12	32.447	32.491	22.031	28.024	1'54.993	270,0	16:33'34.658
13	32.435	32.423	21.985	28.048	1'54.891	268,0	16:35'29.549
14	32.535	32.493	21.958	28.152	1'55.138	269,3	16:37'24.687
15	32.810	32.444	21.940	28.238	1'55.432	269,3	16:39'20.119
16	32.797	32.440	22.018	28.235	1'55.490	270,7	16:41'15.609
17	32.674	32.446	21.906	28.153	1'55.179	268,0	16:43'10.788
18	32.755	32.387	22.224	28.225	1'55.591	268,7	16:45'06.379

8° 52 P. HOBELSBERGER [1'54.694]							
Lap	Seg.1	Seg.2	Seg.3	Seg.4	Lap Time	km/h	Local Time
1		34.587	25.305	28.913		266,0	16:03'03.094
2	33.510	33.044	22.556	28.544	1'57.654	266,7	16:05'00.748
3	32.912	32.398	21.997	28.401	1'55.708	266,7	16:06'56.456
4	32.951	32.439	22.253	28.315	1'55.958	265,4	16:08'52.414
5	32.974	32.880	22.202	33.281	2'01.337P	264,1	16:10'53.751
6	5'11.983	33.129	22.433	28.396	6'35.941P	265,4	16:17'29.692
7	32.734	32.348	22.069	31.464	1'58.615C	266,0	16:19'28.307
8	32.856	32.381	21.966	28.315	1'55.518	266,7	16:21'23.825
9	32.864	32.457	22.045	28.316	1'55.682	267,3	16:23'19.507
10	34.727	34.525	22.986	35.446	2'07.684P	246,0	16:25'27.191
11	6'06.988	33.706	22.472	28.515	7'31.681P	264,7	16:32'58.872
12	32.694	32.105	21.860	28.278	1'54.937	265,4	16:34'53.809
13	32.573	32.141	21.804	28.176	1'54.694	266,7	16:36'48.503
14	32.780	32.405	23.757	34.881	2'03.823P	244,3	16:38'52.326
15	3'09.750	34.552	42.487	30.893	4'57.682P	258,4	16:43'50.008
16	34.706	34.533	23.582	31.283	2'04.104	258,4	16:45'54.112

12° 25 M. BRENNER [1'54.895]							
Lap	Seg.1	Seg.2	Seg.3	Seg.4	Lap Time	km/h	Local Time
1		33.570	22.376	28.575		264,7	16:02'16.053
2	32.835	32.913	26.024	28.644	2'00.416C	268,0	16:04'16.469
3	32.764	32.394	22.068	28.168	1'55.394	266,0	16:06'11.863
4	32.952	32.974	22.300	28.298	1'56.524	268,7	16:08'08.387
5	32.737	33.247	22.844	35.635	2'04.463P	253,5	16:10'12.850
6	7'24.341	33.187	22.437	28.670	8'48.635P	259,6	16:19'01.485
7	32.659	32.206	21.880	28.335	1'55.080	261,5	16:20'56.565
8	32.508	32.294	21.832	28.261	1'54.895	261,5	16:22'51.460
9	32.588	32.366	21.995	28.310	1'55.259	260,9	16:24'46.719
10	33.544	33.468	22.320	34.832	2'04.164P	260,9	16:26'50.883
11	8'03.818	32.786	22.221	30.667	9'29.492P	188,5	16:36'20.375
12	32.541	32.375	22.021	28.259	1'55.196	264,7	16:38'15.571
13	32.790	32.342	22.022	28.369	1'55.523	264,1	16:40'11.094
14	32.715	32.433	22.115	28.358	1'55.621	266,7	16:42'06.715
15	32.848	32.549	22.374	28.366	1'56.137	264,7	16:44'02.852
16	32.894	32.642	24.562	29.026	1'59.124	260,2	16:46'01.976

9° 56 P. SEBESTYÉN [1'54.818]							
Lap	Seg.1	Seg.2	Seg.3	Seg.4	Lap Time	km/h	Local Time
1		34.175	23.230	28.206		272,0	16:03'24.107
2	32.860	32.450	22.389	28.397	1'56.096C	268,0	16:05'20.203
3	32.884	32.526	22.206	28.135	1'55.751	268,0	16:07'15.954
4	32.924	32.550	22.089	28.249	1'55.812	267,3	16:09'11.766
5	33.385	32.868	26.047	34.519	2'06.819P	266,7	16:11'18.585
6	18'46.532	32.766	22.327	28.519	20'10.144P	264,7	16:31'28.729
7	33.135	32.467	22.111	28.321	1'56.034	270,0	16:33'24.763
8	32.980	32.567	22.189	34.696	2'02.432P	267,3	16:35'27.195
9	2'48.478	33.139	28.200	29.682	4'19.499P	238,4	16:39'46.694
10	32.566	32.201	21.967	28.084	1'54.818	271,4	16:41'41.512
11	32.540	32.155	22.014	28.126	1'54.835	268,0	16:43'36.347
12	32.685	32.307	22.637	28.170	1'55.799	271,4	16:45'32.146

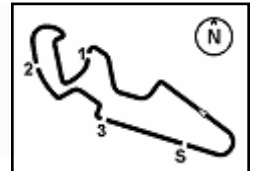
13° 62 S. MANZI [1'54.988]							
Lap	Seg.1	Seg.2	Seg.3	Seg.4	Lap Time	km/h	Local Time
1		33.372	22.411	28.331		267,3	16:02'34.000
2	33.209	32.693	22.158	28.264	1'56.324C	269,3	16:04'30.324
3	32.990	32.153	21.909	28.214	1'55.266	266,7	16:06'25.590
4	32.766	32.308	21.882	28.032	1'54.988	267,3	16:08'20.578
5	32.937	32.209	21.892	28.104	1'55.142	267,3	16:10'15.720

08/04/2022 P = Pits In/Out - C = Lap Time Cancelled

These data/results cannot be reproduced, stored and/or transmitted in whole or in part by any manner of electronic, mechanical, photocopying, recording, broadcasting or otherwise now known or herein after developed without the previous express consent by the copyright owner, except for reproduction in daily press and regular printed publications on sale to the public within 60 days of the event related to those data/results and always provided that copyright symbol appears together as follows below.

© DORNA WSBK ORGANIZATION Srl 2022





MotorLand Aragon 5.077 m

Pirelli Aragon Round, 8-10 April 2022
Chronological Analysis Free Practice 2nd Session
3 / 5

6	35.343	34.505	22.180	28.237	2'00.265	265,4	16:12'15.985	13	32.728	32.360	21.989	28.211	1'55.288	272,7	16:39'07.436
7	32.956	32.163	21.804	28.088	1'55.011	266,7	16:14'10.996	14	33.430	33.629	22.508	29.599	1'59.166	253,5	16:41'06.602
8	36.120	34.176	23.051	36.368	2'09.715P	254,1	16:16'20.711	15	33.479	32.840	22.301	28.363	1'56.983	268,7	16:43'03.585
9	9'17.107	32.978	23.082	30.087	10'43.254P	232,8	16:27'03.965	16	32.902	32.296	21.968	28.241	1'55.407	271,4	16:44'58.992
								17	33.409	33.183	22.178	28.273	1'57.043	270,0	16:46'56.035

14° 28 G. VAN STRAALEN [1'55.010]							
Lap	Seg1	Seg2	Seg3	Seg4	Lap Time	km/h	Local Time
1		33.691	22.621	28.617	266,0	16:02'18.381	
2	33.026	32.848	22.507	28.506	1'56.887C	270,0	16:04'15.268
3	32.902	32.578	22.033	28.350	1'55.863	270,7	16:06'11.131
4	32.747	32.473	22.170	28.176	1'55.566	272,0	16:08'06.697
5	33.084	32.768	22.683	38.446	2'06.981P	187,8	16:10'13.678
6	6'05.126	32.900	22.335	28.450	7'28.811P	262,8	16:17'42.489
7	32.621	32.234	21.911	28.294	1'55.060	263,4	16:19'37.549
8	32.322	32.262	22.579	28.147	1'55.310C	266,7	16:21'32.859
9	32.441	32.407	21.872	28.290	1'55.010	264,1	16:23'27.869
10	32.679	32.329	21.933	28.518	1'55.459	262,1	16:25'23.328
11	33.024	32.890	22.065	28.366	1'56.345	263,4	16:27'19.673
12	32.498	32.232	22.306	28.559	1'55.595	262,8	16:29'15.268
13	32.823	32.576	22.062	28.502	1'55.963C	262,1	16:31'11.231
14	32.586	32.362	21.999	28.306	1'55.253	265,4	16:33'06.484
15	32.749	32.574	22.064	34.319	2'01.706	263,4	16:35'08.190
16	32.994	32.764	22.126	28.475	1'56.359	264,7	16:37'04.549
17	32.982	32.648	22.212	28.596	1'56.438	263,4	16:39'00.987
18	32.887	32.447	22.152	28.589	1'56.075	262,8	16:40'57.062
19	32.922	32.764	22.285	28.621	1'56.592	262,8	16:42'53.654
20	33.113	32.873	22.362	28.546	1'56.894	263,4	16:44'50.548
21	33.138	32.772	22.478	28.662	1'57.050	263,4	16:46'47.598

17° 3 R. DE ROSA [1'55.164]							
Lap	Seg1	Seg2	Seg3	Seg4	Lap Time	km/h	Local Time
1		34.840	25.067	29.256	264,7	16:03'06.627	
2	33.512	33.296	22.604	28.640	1'58.052	262,8	16:05'04.679
3	33.175	32.684	22.341	28.460	1'56.660	264,1	16:07'01.339
4	32.820	32.557	22.083	28.513	1'55.973	264,7	16:08'57.312
5	32.873	32.458	22.228	28.441	1'56.000	262,8	16:10'53.312
6	32.825	32.460	22.067	28.411	1'55.763	264,1	16:12'49.075
7	32.788	32.496	22.102	28.478	1'55.864	264,7	16:14'44.939
8	32.801	32.544	22.106	28.493	1'55.944	264,1	16:16'40.883
9	32.857	32.683	21.985	28.457	1'55.982	263,4	16:18'36.865
10	32.794	32.475	22.225	28.495	1'55.989	263,4	16:20'32.854
11	32.698	32.509	22.101	28.408	1'55.716	264,7	16:22'28.570
12	33.150	32.967	22.324	28.783	1'57.224	266,0	16:24'25.794
13	33.264	34.816	24.225	36.233	2'08.538P	259,0	16:26'34.332
14	9'11.619	39.124	24.271	28.558	10'43.572P	261,5	16:37'17.904
15	32.795	32.312	22.047	28.581	1'55.735	266,0	16:39'13.639
16	32.540	32.375	22.030	28.219	1'55.164	262,1	16:41'08.803
17	32.484	32.702	21.996	28.114	1'55.296	266,7	16:43'04.099
18	32.634	32.498	22.044	28.172	1'55.348	268,0	16:44'59.447
19	33.036	32.823	22.197	28.239	1'56.295	268,0	16:46'55.742

15° 69 T. BOOTH-AMOS [1'55.033]							
Lap	Seg1	Seg2	Seg3	Seg4	Lap Time	km/h	Local Time
1		33.793	23.295	29.226	268,0	16:02'13.366	
2	32.901	32.985	22.957	28.447	1'57.290C	274,8	16:04'10.656
3	33.126	32.713	22.162	28.465	1'56.466	265,4	16:06'07.122
4	32.962	32.912	22.083	28.502	1'56.459	268,7	16:08'03.581
5	33.122	32.695	22.030	28.368	1'56.215	269,3	16:09'59.796
6	33.007	32.545	22.050	28.303	1'55.905	271,4	16:11'55.701
7	33.675	33.603	22.453	34.896	2'04.627P	220,0	16:14'00.328
8	8'48.016	34.240	23.242	29.486	10'14.984P	235,3	16:24'15.312
9	33.146	34.927	21.988	28.363	1'58.424	264,7	16:26'13.736
10	32.519	32.284	21.814	28.416	1'55.033	272,0	16:28'08.769
11	32.644	32.393	21.911	28.391	1'55.339	268,0	16:30'04.108
12	32.826	32.628	22.309	28.427	1'56.190	267,3	16:32'00.298
13	34.838	33.416	22.278	34.240	2'04.772P	266,7	16:34'05.070
14	5'34.173	35.758	22.588	29.252	7'01.771P	265,4	16:41'06.841
15	32.902	32.567	22.147	28.327	1'55.943	272,0	16:43'02.784
16	32.957	32.567	22.120	28.549	1'56.193	269,3	16:44'58.977
17	32.997	32.887	22.134	28.332	1'56.350	270,0	16:46'55.327

18° 54 B. SOFUOGLU [1'55.185]							
Lap	Seg1	Seg2	Seg3	Seg4	Lap Time	km/h	Local Time
1		38.936	23.296	28.760	267,3	16:02'28.230	
2	33.797	33.416	22.535	41.405	2'11.153P	204,5	16:04'39.383
3	5'24.681	34.640	22.854	28.541	6'50.716P	262,8	16:11'30.099
4	33.305	32.688	22.289	28.196	1'56.478	265,4	16:13'26.577
5	32.992	32.609	22.257	28.091	1'55.949	266,7	16:15'22.526
6	32.839	32.466	22.238	28.216	1'55.759	265,4	16:17'18.285
7	32.795	32.440	22.093	28.100	1'55.428	266,7	16:19'13.713
8	32.765	32.247	22.095	28.182	1'55.289	265,4	16:21'09.002
9	32.660	32.426	22.091	28.008	1'55.185	269,3	16:23'04.187
10	32.815	32.429	23.057	31.079	1'59.380	216,0	16:25'03.567
11	33.083	32.570	22.457	28.396	1'56.506	265,4	16:27'00.073
12	32.913	32.547	22.367	28.344	1'56.171	266,0	16:28'56.244
13	32.815	32.488	22.188	28.181	1'55.672	265,4	16:30'51.916
14	32.808	32.355	22.178	28.073	1'55.414	267,3	16:32'47.330
15	33.400	33.303	22.621	28.419	1'57.743	266,0	16:34'45.073
16	32.872	32.880	22.468	28.270	1'56.490	268,7	16:36'41.563
17	32.919	32.398	22.217	28.127	1'55.661	266,7	16:38'37.224
18	32.834	32.395	22.235	28.133	1'55.597	267,3	16:40'32.821
19	32.864	32.515	22.283	28.134	1'55.796	267,3	16:42'28.617
20	33.847	35.368	22.748	30.226	2'02.189	236,8	16:44'30.806

16° 24 L. TACCINI [1'55.138]							
Lap	Seg1	Seg2	Seg3	Seg4	Lap Time	km/h	Local Time
1		38.283	25.003	29.771	254,7	16:02'12.528	
2	33.066	32.253	22.108	28.099	1'55.526C	274,1	16:04'08.054
3	32.935	32.167	21.958	28.202	1'55.262	269,3	16:06'03.316
4	32.869	32.270	22.006	28.356	1'55.501	268,0	16:07'58.817
5	32.890	32.437	22.036	28.390	1'55.753	268,7	16:09'54.570
6	34.921	33.918	22.340	29.246	2'00.425	272,7	16:11'54.995
7	34.769	33.466	22.519	28.417	1'59.171	266,7	16:13'54.166
8	32.986	32.641	22.006	35.598	2'03.231P	267,3	16:15'57.397
9	14'03.527	33.544	22.116	28.326	15'27.513P	269,3	16:31'24.910
10	32.515	32.171	22.438	28.162	1'55.286	272,0	16:33'20.196
11	32.599	32.316	22.086	28.137	1'55.138	269,3	16:35'15.334
12	32.590	32.667	23.317	28.240	1'56.814	271,4	16:37'12.148

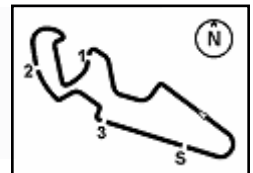
19° 38 H. SOOMER [1'55.202]							
Lap	Seg1	Seg2	Seg3	Seg4	Lap Time	km/h	Local Time
1		33.801	22.835	28.482	267,3	16:02'27.186	
2	33.394	32.912	22.293	28.258	1'56.857C	269,3	16:04'24.043
3	33.217	32.769	22.276	28.446	1'56.708	263,4	16:06'20.751
4	33.059	32.923	22.213	28.384	1'56.579	266,7	16:08'17.330
5	33.084	32.526	22.029	28.208	1'55.847	270,0	16:10'13.177
6	32.749	32.302	22.077	28.092	1'55.220	270,0	16:12'08.397
7	32.773	32.323	22.047	28.141	1'55.284	270,7	16:14'03.681
8	32.912	32.474	22.123	28.142	1'55.651	270,7	16:15'59.332
9	32.942	32.507	22.234	28.185	1'55.868	268,0	16:17'55.200
10	32.953	32.405	22.228	34.350	2'01.936P	265,4	16:19'57.136

08/04/2022

P = Pits In/Out - C = Lap Time Cancelled

These data/results cannot be reproduced, stored and/or transmitted in whole or in part by any manner of electronic, mechanical, photocopying, recording, broadcasting or otherwise now known or herein after developed without the previous express consent by the copyright owner, except for reproduction in daily press and regular printed publications on sale to the public within 60 days of the event related to those data/results and always provided that copyright symbol appears together as follows below.

© DORNA WSBK ORGANIZATION Srl 2022



Pirelli Aragon Round, 8-10 April 2022 Chronological Analysis Free Practice 2nd Session

11	4'28.972	32.675	22.092	28.313	5'52.052P	264,1	16:25'49.188	11	32.993	32.520	22.089	28.209	1'55.811	267,3	16:32'17.737
12	32.760	32.354	22.109	28.112	1'55.335	270,7	16:27'44.523	12	32.969	32.412	22.139	28.210	1'55.730	268,0	16:34'13.467
13	32.975	32.498	22.101	28.253	1'55.827	266,0	16:29'40.350	13	34.093	33.346	22.337	28.260	1'58.036	266,7	16:36'11.503
14	32.711	32.330	21.977	28.249	1'55.267	266,0	16:31'35.617	14	32.857	32.507	22.091	28.230	1'55.685	268,7	16:38'07.188
15	32.619	32.313	22.014	28.256	1'55.202	267,3	16:33'30.819	15	35.748	35.381	23.681	28.322	2'03.132	269,3	16:40'10.320
16	32.758	32.271	22.113	28.414	1'55.556C	265,4	16:35'26.375	16	32.984	32.622	22.247	28.327	1'56.180	268,7	16:42'06.500
17	32.761	32.280	22.119	28.148	1'55.308	268,0	16:37'21.683	17	32.872	32.627	22.221	28.256	1'55.976	268,0	16:44'02.476
18	32.765	32.373	22.049	28.197	1'55.384	267,3	16:39'17.067	18	33.609	35.371	22.732	28.322	2'00.034	271,4	16:46'02.510
19	33.859	33.068	22.747	33.863	2'03.537P	264,1	16:41'20.604								
20	1'57.959	32.872	22.432	28.402	3'21.665P	264,7	16:44'42.269								
21	32.973	32.388	22.155	28.366	1'55.882	265,4	16:46'38.151								

20° 6 J. BUIS (1'55.513)

Lap	Seg1	Seg2	Seg3	Seg4	Lap Time	km/h	Local Time
1		33.511	22.432	28.847		272,0	16:02'00.329
2	33.241	32.908	22.434	28.682	1'57.265	268,7	16:03'57.594
3	33.231	32.964	22.341	28.969	1'57.505	263,4	16:05'55.099
4	33.457	40.547	22.586	28.504	2'05.094	267,3	16:08'00.193
5	33.190	32.785	22.186	28.547	1'56.708	266,0	16:09'56.901
6	33.152	33.578	22.620	28.826	1'58.176C	268,7	16:11'55.077
7	33.616	33.126	22.316	34.498	2'03.556P	263,4	16:13'58.633
8	12'21.464	33.549	22.292	28.399	13'45.704P	266,7	16:27'44.337
9	32.894	32.929	22.159	28.304	1'56.286	269,3	16:29'40.623
10	33.097	32.465	22.443	28.389	1'56.394	264,7	16:31'37.017
11	32.902	32.431	22.137	28.352	1'55.822	268,0	16:33'32.839
12	32.872	32.477	21.877	28.438	1'55.664	266,0	16:35'28.503
13	33.380	32.999	22.312	28.219	1'56.910	270,7	16:37'25.413
14	32.994	32.593	22.065	28.323	1'55.975	268,0	16:39'21.388
15	32.729	32.495	22.005	28.284	1'55.513	271,4	16:41'16.901
16	32.857	32.332	22.073	28.251	1'55.513	267,3	16:43'12.414
17	32.868	32.583	22.001	28.324	1'55.776	268,7	16:45'08.190

21° 17 K. SMITH (1'55.636)

Lap	Seg1	Seg2	Seg3	Seg4	Lap Time	km/h	Local Time
1		33.820	23.256	29.008		266,0	16:02'14.318
2	33.348	32.735	22.417	34.766	2'03.266C	272,0	16:04'17.584
3	33.261	32.667	22.242	28.567	1'56.737	263,4	16:06'14.321
4	32.896	32.755	22.323	28.434	1'56.408	264,1	16:08'10.729
5	33.613	33.148	22.338	37.245	2'06.344P	264,7	16:10'17.073
6	5'34.642	33.665	22.637	28.594	6'59.538P	260,9	16:17'16.611
7	32.784	32.580	22.084	28.483	1'55.931	262,1	16:19'12.542
8	32.602	32.554	21.936	28.569	1'55.661	260,2	16:21'08.203
9	32.584				1'55.636		16:23'03.839
10					2'07.263P		16:25'11.102
11	7'10.385	33.085	22.297	28.654	8'34.421P	260,9	16:33'45.523
12	32.940	32.661	22.185	28.528	1'56.314	260,2	16:35'41.837
13	32.829	33.165	22.750	36.830	2'05.574P	263,4	16:37'47.411
14	2'28.957	33.229	22.425	28.671	3'53.282P	261,5	16:41'40.693
15	35.006	32.808	22.225	28.633	1'58.672	260,2	16:43'39.365
16	33.134	32.865	22.241	28.533	1'56.773	262,1	16:45'36.138

22° 10 U. ORRADRE (1'55.685)

Lap	Seg1	Seg2	Seg3	Seg4	Lap Time	km/h	Local Time
1		35.828	23.350	28.765		266,0	16:02'07.897
2	33.414	32.824	23.207	34.498	2'03.943C	273,4	16:04'11.840
3	33.645	33.123	22.618	28.440	1'57.826	274,8	16:06'09.666
4	33.227	32.888	22.611	28.153	1'56.879C	272,0	16:08'06.545
5	33.009	32.511	22.263	28.238	1'56.021	268,7	16:10'02.566
6	36.397	35.229	23.162	28.539	2'03.327	264,1	16:12'05.893
7	33.031	32.750	22.422	28.170	1'56.373	274,8	16:14'02.266
8	37.756	33.324	22.716	35.532	2'09.328P	246,0	16:16'11.594
9	10'42.505	36.065	23.004	28.530	12'10.104P	266,0	16:28'21.698
10	33.457	32.684	25.689	28.398	2'00.228	266,0	16:30'21.926

23° 99 A. HUERTAS (1'55.740)

Lap	Seg1	Seg2	Seg3	Seg4	Lap Time	km/h	Local Time
1		33.227	22.622	28.524		266,0	16:02'03.144
2	33.189	32.956	22.616	40.302	2'09.063C	146,7	16:04'12.207
3	33.406	33.224	22.531	30.028	1'59.189	221,3	16:06'11.396
4	33.086	32.811	22.121	28.239	1'56.257	268,0	16:08'07.653
5	32.792	32.448	22.131	28.369	1'55.740	265,4	16:10'03.393
6	32.697	32.464	22.183	38.559	2'05.903P	264,7	16:12'09.296

24° 50 O. VOSTATEK (1'55.960)

Lap	Seg1	Seg2	Seg3	Seg4	Lap Time	km/h	Local Time
1		33.842	22.524	29.281		259,6	16:02'00.402
2	33.466	32.978	22.342	28.794	1'57.580	265,4	16:03'57.982
3	33.094	33.043	22.367	28.848	1'57.352	266,7	16:05'55.334
4	33.387	35.270	22.330	28.887	1'59.874	259,6	16:07'55.208
5	33.257	32.765	22.245	28.801	1'57.068	259,6	16:09'52.276
6	33.283	32.823	22.282	28.908	1'57.296	259,6	16:11'49.572
7	33.095	32.809	22.124	28.755	1'56.783	260,9	16:13'46.355
8	35.732	33.484	23.021	35.603	2'07.840P	259,0	16:15'54.195
9	8'26.127	32.925	22.394	28.876	9'50.322P	259,6	16:25'44.517
10	32.879	32.475	22.030	28.576	1'55.960	262,8	16:27'40.477
11	32.898	32.751	22.219	28.774	1'56.642	261,5	16:29'37.119
12	37.722	32.753	22.288	28.825	2'01.588	262,1	16:31'38.707
13	33.150	32.733	22.385	28.608	1'56.876	264,1	16:33'35.583
14	32.910	32.783	22.344	28.640	1'56.677	263,4	16:35'32.260
15	33.139	32.830	22.147	28.877	1'56.993	267,3	16:37'29.253
16	33.038	32.785	22.050	28.830	1'56.703	259,6	16:39'25.956
17	33.120	32.744	22.084	28.749	1'56.697	262,1	16:41'22.653
18	33.109	32.805	22.223	28.544	1'56.681	263,4	16:43'19.334
19	32.886	32.683	22.190	28.555	1'56.314	265,4	16:45'15.648

25° 32 O. BAYLISS (1'56.208)

Lap	Seg1	Seg2	Seg3	Seg4	Lap Time	km/h	Local Time
1		34.822	23.629	28.963		266,0	16:02'12.885
2	33.219	32.991	22.993	28.555	1'57.758C	268,0	16:04'10.643
3	6'25.519	36.388	23.125	29.093	7'54.125	262,8	16:12'04.768
4	33.625	32.977	22.365	28.623	1'57.590	264,1	16:14'02.358
5	33.506	32.966	22.167	28.516	1'57.155	264,7	16:15'59.513
6	33.181	32.803	22.202	28.564	1'56.750	266,0	16:17'56.263
7	33.471	32.776	22.238	28.709	1'57.194	264,7	16:19'53.457
8	33.755	33.115	22.269	28.558	1'57.697	261,5	16:21'51.154
9	33.068	32.808	22.321	28.377	1'56.574	268,7	16:23'47.728
10	33.275	32.856	22.343	28.534	1'57.008	267,3	16:25'44.736
11	34.723	36.433	22.973	34.828	2'08.957P	264,1	16:27'53.693
12	7'24.843	33.434	22.481	28.545	8'49.303P	266,0	16:36'42.996
13	33.199	32.770	22.227	28.405	1'56.601	266,0	16:38'39.597
14	33.042	32.643	22.119	28.404	1'56.208	266,0	16:40'35.805
15	33.058	32.611	22.148	28.466	1'56.283	265,4	16:42'32.088
16	33.450	32.837	22.444	28.566	1'57.297	265,4	16:44'29.385
17	33.118	32.831	22.255	28.520	1'56.724	266,0	16:46'26.109

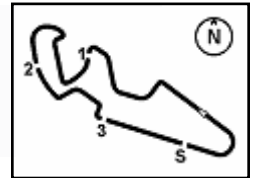
26° 12 F. FULIGNI (1'56.581)

Lap	Seg1	Seg2	Seg3	Seg4	Lap Time	km/h	Local Time
1							

08/04/2022 P = Pits In/Out - C = Lap Time Cancelled

These data/results cannot be reproduced, stored and/or transmitted in whole or in part by any manner of electronic, mechanical, photocopying, recording, broadcasting or otherwise now known or herein after developed without the previous express consent by the copyright owner, except for reproduction in daily press and regular printed publications on sale to the public within 60 days of the event related to those data/results and always provided that copyright symbol appears together as follows below.

© DORNA WSBK ORGANIZATION Srl 2022



Pirelli Aragon Round, 8-10 April 2022
Chronological Analysis Free Practice 2nd Session

1		33.814	22.959	28.862		261,5	16:02'12.191	3	11'36.831	35.088	23.553	29.740	13'05.212P	261,5	16:25'22.107
2	33.751	33.003	22.979	29.077	1'58.810C	266,0	16:04'11.001	4	34.146	33.573	23.052	28.952	1'59.723	266,7	16:27'21.830
3	33.886	33.315	22.480	28.735	1'58.416	265,4	16:06'09.417	5	33.752	33.796	24.112	29.128	2'00.788	264,7	16:29'22.618
4	33.130	32.907	22.645	28.709	1'57.391	262,8	16:08'06.808	6	33.448	33.371	22.694	28.869	1'58.382	266,0	16:31'21.000
5	33.295	33.104	22.557	28.703	1'57.659	264,1	16:10'04.467	7	33.329	33.039	22.528	28.755	1'57.651	265,4	16:33'18.651
6	33.428	33.079	22.467	28.705	1'57.679	260,9	16:12'02.146	8	33.323	33.850	22.676	28.748	1'58.597	264,7	16:35'17.248
7	33.332	33.061	22.670	37.654	2'06.717P	259,0	16:14'08.863	9	33.281	33.125	22.623	28.645	1'57.674	266,7	16:37'14.922
8	11'04.248	37.036	23.945	28.547	12'33.776P	262,1	16:26'42.639	10	33.191	33.156	22.681	28.830	1'57.858	264,1	16:39'12.780
9	32.943	32.739	22.313	28.915	1'56.910	264,1	16:28'39.549	11	33.234	33.446	28.427	28.965	2'04.072	264,7	16:41'16.852
10	33.212	32.664	22.322	28.422	1'56.620	263,4	16:30'36.169	12	42.654	34.129	23.853	28.925	2'09.561	260,9	16:43'26.413
11	32.988	32.798	22.312	28.483	1'56.581	264,1	16:32'32.750	13	33.382	33.149	22.427	28.620	1'57.578	264,1	16:45'23.991
12	42.282	34.629	24.251	29.387	2'10.549	258,4	16:34'43.299								
13	33.064	32.814	22.266	28.450	1'56.594	263,4	16:36'39.893								
14	33.055	32.587	32.880	38.207	2'16.729P	257,8	16:38'56.622								
15	3'34.464	34.832	22.967	32.796	5'05.059P	218,6	16:44'01.681								
16	33.294	32.923	23.224	31.729	2'01.170	222,2	16:46'02.851								

30° 22 F. FULIGNI [1'58.416]

Lap	Seg1	Seg2	Seg3	Seg4	Lap Time	km/h	Local Time
1		36.653	24.450	29.939	259,0	16:02'47.132	
2	35.183	34.495	23.475	29.331	2'02.484C	260,9	16:04'49.616
3	34.389	34.061	23.293	29.178	2'00.921	260,9	16:06'50.537
4	34.188	33.794	22.961	29.099	2'00.042	260,9	16:08'50.579
5	34.424	33.863	23.154	35.040	2'06.481P	259,0	16:10'57.060
6	8'01.926	34.916	23.542	29.419	9'29.803P	257,8	16:20'26.863
7	34.190	33.835	23.196	29.222	2'00.443	260,9	16:22'27.306
8	34.347	33.765	23.387	34.767	2'06.266P	261,5	16:24'33.572
9	9'01.304	35.077	25.423	29.479	10'31.283P	258,4	16:35'04.855
10	36.379	35.465	23.130	29.070	2'04.044	260,2	16:37'08.899
11	33.652	33.295	22.928	28.922	1'58.797	261,5	16:39'07.696
12	33.766	33.345	23.269	29.208	1'59.588C	255,3	16:41'07.284
13	33.608	33.428	22.677	28.732	1'58.445	261,5	16:43'05.729
14	33.398	33.326	22.828	28.864	1'58.416	259,6	16:45'04.145

27° 73 M. KOFLER [1'56.643]

Lap	Seg1	Seg2	Seg3	Seg4	Lap Time	km/h	Local Time
1		35.120	23.619	28.954	268,0	16:02'01.527	
2	34.136	33.553	23.207	28.797	1'59.693	267,3	16:04'01.220
3	33.712	33.182	22.854	28.734	1'58.482	265,4	16:05'59.702
4	39.448	33.969	22.895	36.045	2'12.357P	237,4	16:08'12.059
5	2'56.487	33.178	22.587	28.550	4'20.802P	265,4	16:12'32.861
6	33.589	32.864	22.436	28.690	1'57.579	264,7	16:14'30.440
7	33.314	32.768	22.525	28.823	1'57.430	264,7	16:16'27.870
8	35.810	33.272	22.923	28.847	2'00.852	264,7	16:18'28.722
9	33.498	33.660	22.481	28.670	1'58.309	266,0	16:20'27.031
10	33.315	32.918	22.291	28.633	1'57.157	266,0	16:22'24.188
11	34.053	33.429	22.909	37.968	2'08.359P	217,7	16:24'32.547
12	9'47.246	33.091	22.717	28.717	11'11.771P	262,8	16:35'44.318
13	33.188	32.742	22.385	28.454	1'56.769	266,7	16:37'41.087
14	33.120	33.237	24.599	28.555	1'59.511	264,7	16:39'40.598
15	33.332	32.645	22.311	28.355	1'56.643	266,0	16:41'37.241
16	33.133	32.683	22.612	28.702	1'57.130	271,4	16:43'34.371
17	33.778	33.094	22.401	28.732	1'58.005	265,4	16:45'32.376

28° 88 A. ZETTI [1'57.358]

Lap	Seg1	Seg2	Seg3	Seg4	Lap Time	km/h	Local Time
1		34.260	23.214	28.666	270,0	16:02'14.768	
2	33.645	33.315	22.669	28.869	1'58.498C	269,3	16:04'13.266
3	33.499	33.061	22.528	28.736	1'57.824	267,3	16:06'11.090
4	33.188	33.558	22.653	28.580	1'57.979	270,0	16:08'09.069
5	33.319	33.069	22.636	28.949	1'57.973	263,4	16:10'07.042
6	33.551	33.335	23.101	36.100	2'06.087P	239,5	16:12'13.129
7	5'55.630	34.070	23.130	28.891	7'21.721P	262,1	16:19'34.850
8	33.605	33.426	22.676	28.586	1'58.293	263,4	16:21'33.143
9	33.216	33.207	22.561	28.807	1'57.791	263,4	16:23'30.934
10	33.369	33.131	22.539	28.955	1'57.994	261,5	16:25'28.928
11	33.344	33.005	22.571	28.772	1'57.692	262,8	16:27'26.620
12	33.106	33.018	22.507	28.727	1'57.358	266,0	16:29'23.978
13	33.397	33.123	22.412	28.629	1'57.561	265,4	16:31'21.539
14	33.226	33.121	22.585	36.496	2'05.428P	247,1	16:33'26.967
15	2'44.714	34.049	23.060	31.510	4'13.333P	234,3	16:37'40.300
16	33.682	33.202	22.482	28.848	1'58.214	262,8	16:39'38.514
17	33.427	33.249	22.497	28.728	1'57.901	263,4	16:41'36.415
18	33.325	33.145	22.447	28.863	1'57.780	264,1	16:43'34.195
19	33.273	33.159	22.442	28.594	1'57.468	265,4	16:45'31.663

29° 15 E. MCMANUS [1'57.578]

Lap	Seg1	Seg2	Seg3	Seg4	Lap Time	km/h	Local Time
1		34.733	23.477	29.291	265,4	16:02'05.653	
2	34.168	34.080	23.230	8'39.764	10'11.242P	268,0	16:12'16.895

08/04/2022

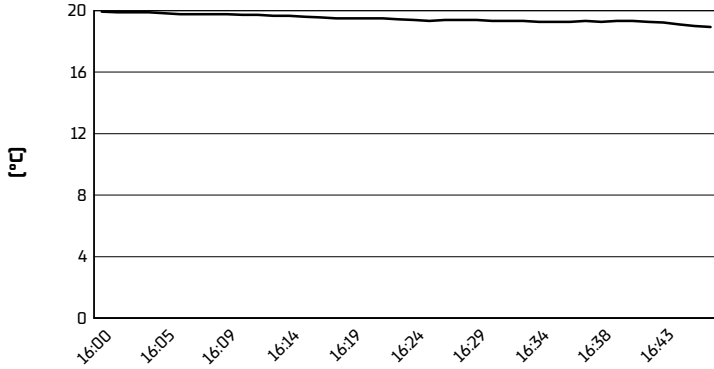
P = Pits In/Out - C = Lap Time Cancelled

These data/results cannot be reproduced, stored and/or transmitted in whole or in part by any manner of electronic, mechanical, photocopying, recording, broadcasting or otherwise now known or herein after developed without the previous express consent by the copyright owner, except for reproduction in daily press and regular printed publications on sale to the public within 60 days of the event related to those data/results and always provided that copyright symbol appears together as follows below.

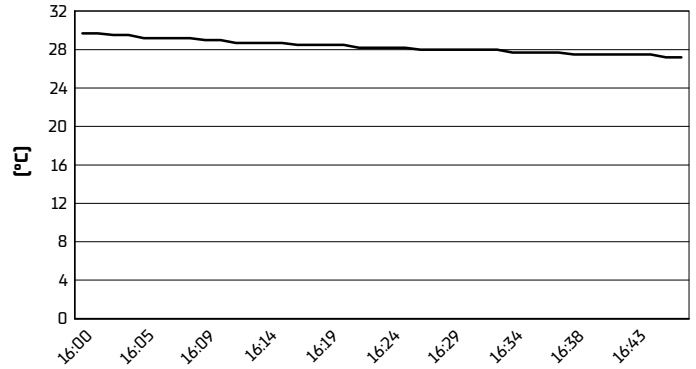
© DORNA WSBK ORGANIZATION Srl 2022

Pirelli Aragon Round, 8-10 April 2022
Weather Report Free Practice 2nd Session
Session started 16:00 - Session ended 16:47

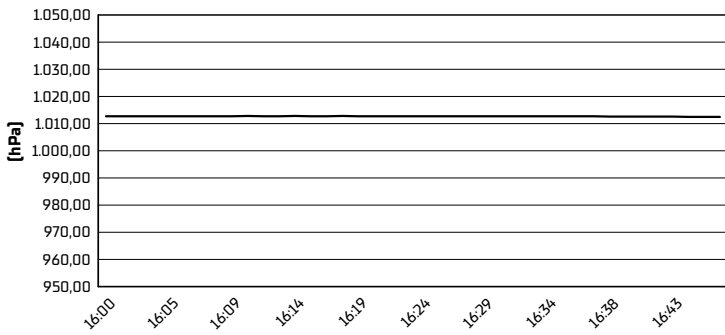
Air Temperature



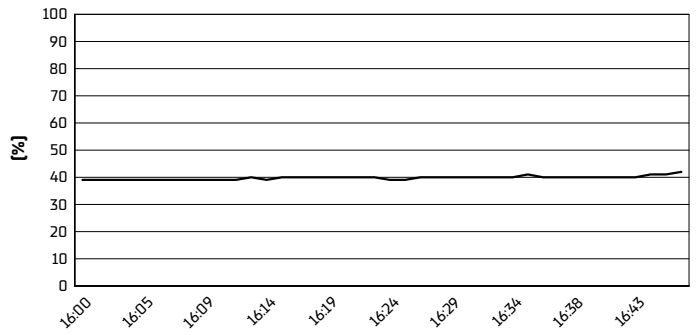
Track Temperature



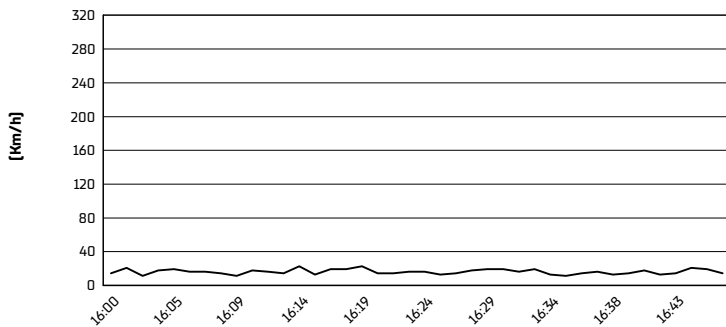
Air Pressure



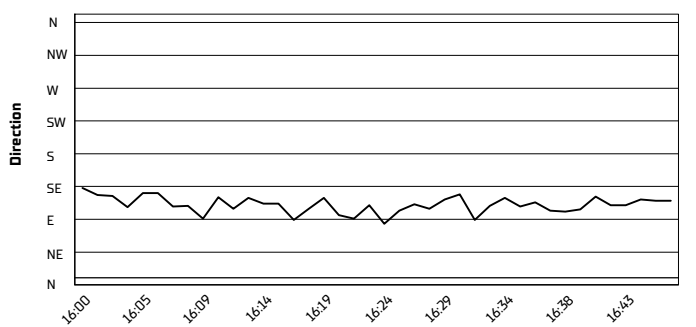
Humidity



Wind Speed



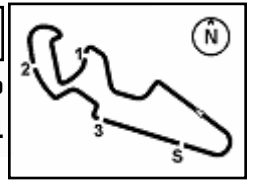
Wind Direction



08/04/2022

These data/results cannot be reproduced, stored and/or transmitted in whole or in part by any manner of electronic, mechanical, photocopying, recording, broadcasting or otherwise now known or herein after developed without the previous express consent by the copyright owner, except for reproduction in daily press and regular printed publications on sale to the public within 60 days of the event related to those data/results and always provided that copyright symbol appears together as follows below.

© DORNA WSBK ORGANIZATION Srl 2022


Pirelli Aragon Round, 8-10 April 2022
Best Laps & Speeds

1 / 2

No.	Rider	Nat	Best Lap		FP1		FP2													
			LL	SPD	LL	SPD	LL	SPD												
1	77 D. AEGERTER Yamaha YZF R6	SUI	1'53.407 33 274,8		1'54.070 16 274,8		1'53.407 17 274,1													
2	11 N. BULEGA Ducati Panigale V2	ITA	1'53.986 35 272,7		1'55.019 17 269,3		1'53.986 18 272,7													
3	7 L. BALDASSARRI Yamaha YZF R6	ITA	1'54.062 30 275,5		1'54.298 14 275,5		1'54.062 16 272,0													
4	66 N. TUULI MV Agusta F3 800 RR	FIN	1'54.260 29 270,0		1'54.793 15 267,9		1'54.260 14 270,0													
5	61 C. ONCU Kawasaki ZX-6R	TUR	1'54.315 38 275,5		1'54.478 17 272,7		1'54.315 21 275,5													
6	16 J. CLUZEL Yamaha YZF R6	FRA	1'54.445 39 272,7		1'54.445 19 272,7		1'54.448 20 270,6													
7	64 F. CARICASULO Ducati Panigale V2	ITA	1'54.597 32 274,1		1'54.597 17 274,1		1'54.630 15 272,7													
8	62 S. MANZI Triumph Street Triple RS	ITA	1'54.633 21 269,3		1'54.633 13 269,3		1'54.988 8 269,3													
9	25 M. BRENNER Yamaha YZF R6	SUI	1'54.688 32 272,7		1'54.688 17 272,7		1'54.895 15 268,6													
10	52 P. HOBELSBERGER Yamaha YZF R6	GER	1'54.694 28 269,3		1'54.727 13 269,3		1'54.694 15 267,3													
11	28 G. VAN STRAALEN Yamaha YZF R6	NED	1'54.800 36 273,4		1'54.800 16 273,4		1'55.010 20 272,0													
12	56 P. SEBESTYÉN Yamaha YZF R6	HUN	1'54.818 24 276,9		1'55.924 13 276,9		1'54.818 11 272,0													
13	94 A. VERDOIA Yamaha YZF R6	FRA	1'54.871 34 274,8		1'54.944 17 274,8		1'54.871 17 273,4													
14	55 Y. MONTELLA Kawasaki ZX-6R	ITA	1'54.891 33 272,7		1'55.128 16 272,0		1'54.891 17 272,7													
15	69 T. BOOTH-AMOS Kawasaki ZX-6R	GBR	1'55.033 32 274,8		1'55.818 16 274,8		1'55.033 16 274,8													
16	24 L. TACCINI Yamaha YZF R6	ITA	1'55.138 30 274,8		1'55.805 14 274,8		1'55.138 16 274,1													
17	3 R. DE ROSA Ducati Panigale V2	ITA	1'55.164 34 270,0		1'55.243 16 270,0		1'55.164 18 267,9													
18	54 B. SOFUOGLU MV Agusta F3 800 RR	TUR	1'55.185 34 269,3		1'56.014 15 267,9		1'55.185 19 269,3													
19	38 H. SOOMER Triumph Street Triple RS	EST	1'55.202 36 271,3		1'55.240 16 271,3		1'55.202 20 270,6													
20	17 K. SMITH Yamaha YZF R6	GBR	1'55.420 33 272,0		1'55.420 18 267,9		1'55.636 15 272,0													
21	6 J. BUIS Kawasaki ZX-6R	NED	1'55.513 33 274,8		1'56.275 17 274,8		1'55.513 16 272,0													
22	99 A. HUERTAS Kawasaki ZX-6R	ESP	1'55.567 18 274,1		1'55.567 13 274,1		1'55.740 5 267,9													
23	10 U. ORRADRE Yamaha YZF R6	ESP	1'55.685 33 275,5		1'56.955 16 275,5		1'55.685 17 274,8													
24	50 O. VOSTATEK Yamaha YZF R6	CZE	1'55.960 33 271,3		1'56.259 15 271,3		1'55.960 18 267,3													
25	32 O. BAYLISS Ducati Panigale V2	AUS	1'56.208 33 272,0		1'56.561 17 272,0		1'56.208 16 268,6													

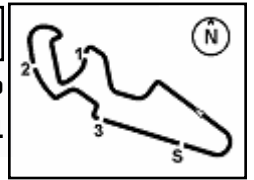
08/04/2022

These data/results cannot be reproduced, stored and/or transmitted in whole or in part by any manner of electronic, mechanical, photocopying, recording, broadcasting or otherwise now known or herein after developed without the previous express consent by the copyright owner, except for reproduction in daily press and regular printed publications on sale to the public within 60 days of the event related to those data/results and always provided that copyright symbol appears together as follows below.

© DORNA WSBK ORGANIZATION Srl 2022

FICR PERUGIA TIMING




Pirelli Aragon Round, 8-10 April 2022
Best Laps & Speeds

2 / 2

No.	Rider	Nat	Best Lap		FP1		FP2							
			LL	SPD	LL	SPD	LL	SPD						
26	73 M. KOFLER Ducati Panigale V2	AUT	1'56.544 27	271,3	1'56.544 11	269,3	1'56.643 16	271,3						
27	12 F. FULIGNI Ducati Panigale V2	ITA	1'56.581 34	270,0	1'56.948 19	270,0	1'56.581 15	266,0						
28	88 A. ZETTI Yamaha YZF R6	ITA	1'57.358 35	270,0	1'57.825 17	267,9	1'57.358 18	270,0						
29	15 E. MCMANUS Kawasaki ZX-6R	IRL	1'57.487 28	267,9	1'57.487 16	267,9	1'57.578 12	267,9						
30	22 F. FULIGNI Ducati Panigale V2	ITA	1'58.416 29	266,6	1'58.883 16	266,6	1'58.416 13	261,5						

08/04/2022

These data/results cannot be reproduced, stored and/or transmitted in whole or in part by any manner of electronic, mechanical, photocopying, recording, broadcasting or otherwise now known or herein after developed without the previous express consent by the copyright owner, except for reproduction in daily press and regular printed publications on sale to the public within 60 days of the event related to those data/results and always provided that copyright symbol appears together as follows below.

© DORNA WSBK ORGANIZATION Srl 2022