

MotorLand Aragon 5.077 m

**Pirelli Aragon Round, 8-10 April 2022**  
**Results Race 1**

Laps 12 = 60,924 Km - Time of Race 25'26.485 - Avg. 143,681 km/h

1 / 2

| Pos                             | Grid | No. Rider                 | Nat | Team                                  | Bike               | LL | Gap             | Rel.   | Fastest Lap | Speed    |          |       |
|---------------------------------|------|---------------------------|-----|---------------------------------------|--------------------|----|-----------------|--------|-------------|----------|----------|-------|
| 1                               | 1    | <b>41 M. GARCIA</b>       | ESP | Yamaha MS Racing                      | Yamaha YZF-R3      | 12 |                 |        | 2'06.263    | 207,3    | 2'06.908 | 208,9 |
| 2                               | 3    | <b>27 A. DIAZ</b>         | ESP | Arco Motor University Team            | Yamaha YZF-R3      | 12 | <b>4.479</b>    | 4.479  | 2'06.504    | 205,3    | 2'07.173 | 209,3 |
| 3                               | 25   | <b>28 L. LEHMANN</b>      | GER | Freudenberg KTM - Paligo Racing       | KTM RC 390 R       | 12 | <b>9.236</b>    | 4.757  | 2'06.593    | 218,2    | 2'08.624 | 201,9 |
| 4                               | 4    | <b>72 V. STEEMAN</b>      | NED | MTM Kawasaki                          | Kawasaki Ninja 400 | 12 | <b>9.281</b>    | 0.045  | 2'06.857    | 215,1    | 2'07.289 | 210,9 |
| 5                               | 5    | <b>61 Y. OKAYA</b>        | JPN | MTM Kawasaki                          | Kawasaki Ninja 400 | 12 | <b>9.388</b>    | 0.107  | 2'06.647    | 214,3    | 2'07.293 | 209,3 |
| 6                               | 2    | <b>58 I. IGLESIAS</b>     | ESP | SMW Racing                            | Kawasaki Ninja 400 | 12 | <b>9.862</b>    | 0.474  | 2'06.471    | 214,3    | 2'06.950 | 205,3 |
| 7                               | 11   | <b>91 M. VANNUCCI</b>     | ITA | AG Motorsport Italia Yamaha           | Yamaha YZF-R3      | 12 | <b>10.450</b>   | 0.588  | 2'06.816    | 214,7    | 2'07.761 | 202,2 |
| 8                               | 21   | <b>26 M. GENNAI</b>       | ITA | Team BrCorse                          | Yamaha YZF-R3      | 12 | <b>10.518</b>   | 0.068  | 2'06.453    | 211,4    | 2'08.307 | 204,9 |
| 9                               | 7    | <b>93 M. GAGGI</b>        | ITA | Viñales Racing Team                   | Yamaha YZF-R3      | 12 | <b>10.522</b>   | 0.004  | 2'06.788    | 215,6    | 2'07.469 | 208,1 |
| 10                              | 15   | <b>8 B. IERACI</b>        | ITA | Prodina Racing WorldSSP300            | Kawasaki Ninja 400 | 12 | <b>10.523</b>   | 0.001  | 2'06.728    | 214,3    | 2'08.055 | 209,3 |
| 11                              | 17   | <b>2 I. GARCIA ABELLA</b> | ESP | Yamaha MS Racing                      | Yamaha YZF-R3      | 12 | <b>10.671</b>   | 0.148  | 2'06.624    | 215,1    | 2'08.137 | 207,3 |
| 12                              | 6    | <b>64 H. DE CANCELLIS</b> | FRA | Prodina Racing WorldSSP300            | Kawasaki Ninja 400 | 12 | <b>15.059</b>   | 4.388  | 2'07.290    | 212,2    | 2'07.436 | 203,8 |
| 13                              | 13   | <b>87 T. KAWAKAMI</b>     | BRA | AD78 Team Brasil by MS Racing         | Yamaha YZF-R3      | 12 | <b>15.107</b>   | 0.048  | 2'07.168    | 215,1    | 2'07.794 | 207,3 |
| 14                              | 12   | <b>46 S. DI SORA</b>      | FRA | Leader Team Flembbo                   | Kawasaki Ninja 400 | 12 | <b>15.306</b>   | 0.199  | 2'07.008    | 215,6    | 2'07.786 | 207,3 |
| 15                              | 16   | <b>85 K. SABATUCCI</b>    | ITA | Kawasaki GP Project                   | Kawasaki Ninja 400 | 12 | <b>15.367</b>   | 0.061  | 2'06.569    | 213,0    | 2'08.071 | 206,1 |
| 16                              | 24   | <b>14 A. MILLAN</b>       | ESP | SMW Racing                            | Kawasaki Ninja 400 | 12 | <b>15.446</b>   | 0.079  | 2'06.886    | 213,4    | 2'08.580 | 212,6 |
| 17                              | 8    | <b>60 D. GEIGER</b>       | GER | Füspor-RT Motorsports by SKM-Kawasaki | Kawasaki Ninja 400 | 12 | <b>15.480</b>   | 0.034  | 2'06.569    | 214,3    | 2'07.515 | 208,1 |
| 18                              | 10   | <b>12 H. MAIER</b>        | BRA | AD78 Team Brasil by MS Racing         | Yamaha YZF-R3      | 12 | <b>23.259</b>   | 7.779  | 2'07.832    | 209,7    | 2'07.704 | 207,7 |
| 19                              | 23   | <b>53 P. SVOBODA</b>      | CZE | Accolade Smrz Racing                  | Kawasaki Ninja 400 | 12 | <b>23.350</b>   | 0.091  | 2'07.842    | 213,0    | 2'08.520 | 210,9 |
| 20                              | 22   | <b>47 F. SEABRIGHT</b>    | GBR | Viñales Racing Team                   | Yamaha YZF-R3      | 12 | <b>23.361</b>   | 0.011  | 2'07.021    | 212,2    | 2'08.515 | 203,4 |
| 21                              | 29   | <b>88 D. MOGEDA</b>       | ESP | Team#109 Kawasaki                     | Kawasaki Ninja 400 | 12 | <b>38.745</b>   | 15.384 | 2'08.948    | 209,7    | 2'09.788 | 203,4 |
| 22                              | 28   | <b>35 Y. SAIZ MARQUEZ</b> | ESP | Accolade Smrz Racing                  | Kawasaki Ninja 400 | 12 | <b>38.819</b>   | 0.074  | 2'08.832    | 208,9    | 2'09.244 |       |
| 23                              | 30   | <b>34 G. HUDOVERNIK</b>   | SLO | Team Trasimeno                        | Yamaha YZF-R3      | 12 | <b>50.509</b>   | 11.690 | 2'10.173    | 203,0    | 2'10.649 | 203,4 |
| 24                              | 31   | <b>18 I. OFFER</b>        | GBR | Team BrCorse                          | Yamaha YZF-R3      | 12 | <b>1'12.105</b> | 21.596 | 2'12.189    | 200,0    | 2'11.079 | 204,5 |
| <b>-----Not Classified-----</b> |      |                           |     |                                       |                    |    |                 |        |             |          |          |       |
| RET                             | 9    | <b>77 R. BIJMAN</b>       | NED | MTM Kawasaki                          | Kawasaki Ninja 400 | 9  | <b>3 Laps</b>   |        | 2'07.426    | 212,2    | 2'07.517 | 212,2 |
| RET                             | 18   | <b>80 G. MASTROLUCA</b>   | ITA | ProGP Racing                          | Yamaha YZF-R3      | 7  | <b>5 Laps</b>   |        | 2'06.661    | 212,6    | 2'08.149 | 210,1 |
| RET                             | 19   | <b>23 S. MARKARIAN</b>    | FRA | Leader Team Flembbo                   | Kawasaki Ninja 400 | 3  | <b>9 Laps</b>   |        | 2'08.509    | 212,2    | 2'08.207 | 210,9 |
| RET                             | 26   | <b>43 H. KHOURI</b>       | AUS | Team#109 Kawasaki                     | Kawasaki Ninja 400 | 2  | <b>10 Laps</b>  |        | 197,1       | 2'08.701 | 202,6    |       |
| RET                             | 20   | <b>19 V. RODRIGUEZ</b>    | ESP | 2R Racing                             | Kawasaki Ninja 400 | 1  | <b>11 Laps</b>  |        | 211,4       | 2'08.225 | 208,9    |       |
| RET                             | 27   | <b>59 A. ZANCA</b>        | ITA | Kawasaki GP Project                   | Kawasaki Ninja 400 | 1  | <b>11 Laps</b>  |        |             | 2'08.988 | 206,5    |       |
| RET                             | 14   | <b>69 T. ALBERTO</b>      | PHI | Füspor-RT Motorsports by SKM-Kawasaki | Kawasaki Ninja 400 | 0  |                 |        |             |          | 2'07.829 | 207,7 |

|       |            |     |       |      |
|-------|------------|-----|-------|------|
| AIR   | Humidity:  | 51% | Temp: | 15°C |
| TRACK | Condition: | Dry | Temp: | 26°C |

|                  |                |       |            |          |             |
|------------------|----------------|-------|------------|----------|-------------|
| Records          | Pole (SP)      | 2020  | B.Sofuoglu | 2'05.739 | 145,36 Km/h |
|                  | Race (RC2)     | 2021  | M.Kawakami | 2'06.316 | 144,69 Km/h |
|                  | All Times (SP) | 2020  | B.Sofuoglu | 2'05.739 | 145,36 Km/h |
| Race Fastest Lap | [New Record]   | Lap 4 | M.Garcia   | 2'06.263 | 144,75 Km/h |

| LAP LEADERS         |      |    |      |       |
|---------------------|------|----|------|-------|
| No. Rider           | From | To | Laps | Total |
| <b>27 A. DIAZ</b>   | 1    | 1  | 1    | 1     |
| <b>41 M. GARCIA</b> | 2    | 12 | 11   | 11    |

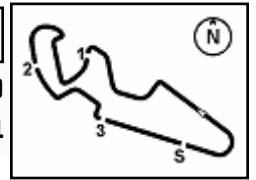
| TOTAL LEADER LAPS   |      |  |
|---------------------|------|--|
| No. Rider           | Laps |  |
| <b>41 M. GARCIA</b> | 11   |  |
| <b>27 A. DIAZ</b>   | 1    |  |

09/04/2022 Start 12:41 End 13:14 The results are provisional until the end of the time limit for protests and appeals and the completion of the technical checks.

These data/results cannot be reproduced, stored and/or transmitted in whole or in part by any manner of electronic, mechanical, photocopying, recording, broadcasting or otherwise now known or herein after developed without the previous express consent by the copyright owner, except for reproduction in daily press and regular printed publications on sale to the public within 60 days of the event related to those data/results and always provided that copyright symbol appears together as follows below.

© DORNA WSBK ORGANIZATION Srl 2022





**Pirelli Aragon Round, 8-10 April 2022**  
**Results Race 1**

**Race Highlights**

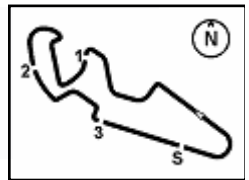
| Time     | No. Rider               | Description                    |
|----------|-------------------------|--------------------------------|
| 12.37.55 |                         | Warm-up Lap Start              |
| 12.41.49 | <b>59 A. ZANCA</b>      | Crashed - Turn 1               |
| 12.42.13 | <b>59 A. ZANCA</b>      | Not Actively Competing         |
| 12.42.42 | <b>14 A. MILLAN</b>     | Long Lap Penalty               |
| 12.42.42 | <b>46 S. DI SORA</b>    | Long Lap Penalty               |
| 12.42.42 | <b>58 I. IGLESIAS</b>   | Long Lap Penalty               |
| 12.42.42 | <b>69 T. ALBERTO</b>    | Long Lap Penalty               |
| 12.43.03 | <b>43 H. KHOURI</b>     | Crashed - Turn 12              |
| 12.43.03 | <b>69 T. ALBERTO</b>    | Crashed - Turn 12              |
| 12.43.16 | <b>43 H. KHOURI</b>     | Re-joined                      |
| 12.44.13 | <b>69 T. ALBERTO</b>    | Not Actively Competing         |
| 12.44.35 |                         | No Jump Start                  |
| 12.44.54 | <b>19 V. RODRIGUEZ</b>  | Crashed - Turn 10              |
| 12.45.25 | <b>19 V. RODRIGUEZ</b>  | Not Actively Competing         |
| 12.46.18 | <b>43 H. KHOURI</b>     | Entered Pits                   |
| 12.46.39 | <b>19 V. RODRIGUEZ</b>  | Medical Centre                 |
| 12.48.47 | <b>58 I. IGLESIAS</b>   | Long Lap Penalty Completed     |
| 12.48.48 | <b>43 H. KHOURI</b>     | Retired                        |
| 12.49.03 | <b>23 S. MARKARIAN</b>  | Crashed - Turn 8               |
| 12.50.04 | <b>23 S. MARKARIAN</b>  | Not Actively Competing         |
| 12.50.58 | <b>46 S. DI SORA</b>    | Long Lap Penalty Completed     |
| 12.50.59 | <b>14 A. MILLAN</b>     | Long Lap Penalty Completed     |
| 12.51.40 | <b>69 T. ALBERTO</b>    | Medical Centre                 |
| 12.58.11 | <b>80 G. MASTROLUCA</b> | Crashed - Turn 15              |
| 12.58.33 |                         | 2/3 of Race Distance Completed |
| 12.58.43 | <b>80 G. MASTROLUCA</b> | Not Actively Competing         |
| 13.02.18 | <b>77 R. BIJMAN</b>     | Crashed - Turn 12              |
| 13.02.48 | <b>77 R. BIJMAN</b>     | Not Actively Competing         |
| 13.08.34 |                         | Podium Confirmed               |

Start End The results are provisional until the end of the time limit for protests and appeals and the completion of the technical checks.

09/04/2022 12:41 13:14

These data/results cannot be reproduced, stored and/or transmitted in whole or in part by any manner of electronic, mechanical, photocopying, recording, broadcasting or otherwise now known or herein after developed without the previous express consent by the copyright owner, except for reproduction in daily press and regular printed publications on sale to the public within 60 days of the event related to those data/results and always provided that copyright symbol appears together as follows below.

© DORNA WSBK ORGANIZATION Srl 2022



**Pirelli Aragon Round, 8-10 April 2022**  
**Championship Standings**

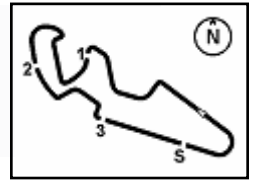
MotorLand Aragon 5.077 m

|                                       | Points    | Points From First | Points From Previous | April<br><b>ARAGON</b> | April<br><b>ASSEN</b> | May<br><b>ESTORIL</b> | June<br><b>MISANO</b> | July<br><b>MOST</b> | September<br><b>MAGNY-COURS</b> | September<br><b>BARCELONA</b> | October<br><b>PORTIMAO</b> |  |  |  |  |  |  |  |  |
|---------------------------------------|-----------|-------------------|----------------------|------------------------|-----------------------|-----------------------|-----------------------|---------------------|---------------------------------|-------------------------------|----------------------------|--|--|--|--|--|--|--|--|
| <b>1 GARCIA</b><br>Marc (ESP)         | <b>25</b> |                   |                      | <b>25</b><br>1         |                       |                       |                       |                     |                                 |                               |                            |  |  |  |  |  |  |  |  |
| <b>2 DIAZ</b><br>Alvaro (ESP)         | <b>20</b> | 5                 |                      | <b>20</b><br>2         |                       |                       |                       |                     |                                 |                               |                            |  |  |  |  |  |  |  |  |
| <b>3 LEHMANN</b><br>Lennox (GER)      | <b>16</b> | 9                 | 4                    | <b>16</b><br>3         |                       |                       |                       |                     |                                 |                               |                            |  |  |  |  |  |  |  |  |
| <b>4 STEEMAN</b><br>Victor (NED)      | <b>13</b> | 12                | 3                    | <b>13</b><br>4         |                       |                       |                       |                     |                                 |                               |                            |  |  |  |  |  |  |  |  |
| <b>5 OKAYA</b><br>Yuta (JPN)          | <b>11</b> | 14                | 2                    | <b>11</b><br>5         |                       |                       |                       |                     |                                 |                               |                            |  |  |  |  |  |  |  |  |
| <b>6 IGLESIAS</b><br>Inigo (ESP)      | <b>10</b> | 15                | 1                    | <b>10</b><br>6         |                       |                       |                       |                     |                                 |                               |                            |  |  |  |  |  |  |  |  |
| <b>7 VANNUCCI</b><br>Matteo (ITA)     | <b>9</b>  | 16                | 1                    | <b>9</b><br>7          |                       |                       |                       |                     |                                 |                               |                            |  |  |  |  |  |  |  |  |
| <b>8 GENNAI</b><br>Mirko (ITA)        | <b>8</b>  | 17                | 1                    | <b>8</b><br>8          |                       |                       |                       |                     |                                 |                               |                            |  |  |  |  |  |  |  |  |
| <b>9 GAGGI</b><br>Marco (ITA)         | <b>7</b>  | 18                | 1                    | <b>7</b><br>9          |                       |                       |                       |                     |                                 |                               |                            |  |  |  |  |  |  |  |  |
| <b>10 IERACI</b><br>Bruno (ITA)       | <b>6</b>  | 19                | 1                    | <b>6</b><br>10         |                       |                       |                       |                     |                                 |                               |                            |  |  |  |  |  |  |  |  |
| <b>11 GARCIA ABELLA</b><br>Iker (ESP) | <b>5</b>  | 20                | 1                    | <b>5</b><br>11         |                       |                       |                       |                     |                                 |                               |                            |  |  |  |  |  |  |  |  |
| <b>12 DE CANCELLIS</b><br>Hugo (FRA)  | <b>4</b>  | 21                | 1                    | <b>4</b><br>12         |                       |                       |                       |                     |                                 |                               |                            |  |  |  |  |  |  |  |  |
| <b>13 KAWAKAMI</b><br>Ton (BRA)       | <b>3</b>  | 22                | 1                    | <b>3</b><br>13         |                       |                       |                       |                     |                                 |                               |                            |  |  |  |  |  |  |  |  |
| <b>14 DI SORA</b><br>Samuel (FRA)     | <b>2</b>  | 23                | 1                    | <b>2</b><br>14         |                       |                       |                       |                     |                                 |                               |                            |  |  |  |  |  |  |  |  |
| <b>15 SABATUCCI</b><br>Kevin (ITA)    | <b>1</b>  | 24                | 1                    | <b>1</b><br>15         |                       |                       |                       |                     |                                 |                               |                            |  |  |  |  |  |  |  |  |

09/04/2022 First Line: Championship Standings - Second Line: Ranking Progression

These data/results cannot be reproduced, stored and/or transmitted in whole or in part by any manner of electronic, mechanical, photocopying, recording, broadcasting or otherwise now known or herein after developed without the previous express consent by the copyright owner, except for reproduction in daily press and regular printed publications on sale to the public within 60 days of the event related to those data/results and always provided that copyright symbol appears together as follows below.

© DORNA WSBK ORGANIZATION Srl 2022



**Pirelli Aragon Round, 8-10 April 2022**  
**Lap Chart Race 1**

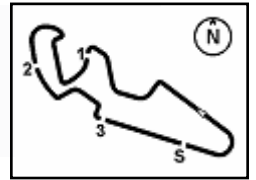
|    | Lap |    |    |    |    |    |    |    |    |    |    |    |
|----|-----|----|----|----|----|----|----|----|----|----|----|----|
|    | 1   | 2  | 3  | 4  | 5  | 6  | 7  | 8  | 9  | 10 | 11 | 12 |
| 1  | 27  | 41 | 41 | 41 | 41 | 41 | 41 | 41 | 41 | 41 | 41 | 41 |
| 2  | 41  | 27 | 27 | 27 | 27 | 27 | 27 | 27 | 27 | 27 | 27 | 27 |
| 3  | 58  | 58 | 58 | 61 | 91 | 91 | 91 | 28 | 58 | 72 | 72 | 28 |
| 4  | 61  | 61 | 61 | 91 | 61 | 61 | 8  | 72 | 61 | 26 | 28 | 72 |
| 5  | 93  | 91 | 91 | 93 | 93 | 8  | 72 | 8  | 72 | 58 | 8  | 61 |
| 6  | 64  | 93 | 93 | 72 | 8  | 58 | 61 | 26 | 8  | 28 | 61 | 58 |
| 7  | 72  | 72 | 72 | 58 | 72 | 72 | 28 | 58 | 26 | 8  | 58 | 91 |
| 8  | 91  | 8  | 8  | 8  | 58 | 28 | 58 | 61 | 28 | 61 | 26 | 26 |
| 9  | 12  | 28 | 28 | 28 | 28 | 93 | 26 | 91 | 2  | 91 | 2  | 93 |
| 10 | 46  | 64 | 64 | 2  | 2  | 2  | 2  | 2  | 93 | 2  | 91 | 8  |
| 11 | 87  | 46 | 2  | 46 | 26 | 26 | 93 | 93 | 91 | 93 | 93 | 2  |
| 12 | 77  | 87 | 46 | 14 | 87 | 64 | 64 | 77 | 64 | 64 | 87 | 64 |
| 13 | 85  | 77 | 77 | 26 | 64 | 77 | 77 | 64 | 77 | 46 | 64 | 87 |
| 14 | 28  | 26 | 14 | 87 | 77 | 85 | 85 | 85 | 85 | 87 | 14 | 46 |
| 15 | 19  | 14 | 26 | 77 | 85 | 87 | 87 | 87 | 46 | 14 | 85 | 85 |
| 16 | 8   | 85 | 87 | 64 | 80 | 80 | 80 | 46 | 87 | 85 | 46 | 14 |
| 17 | 2   | 2  | 60 | 80 | 60 | 60 | 60 | 14 | 14 | 60 | 60 | 60 |
| 18 | 26  | 23 | 85 | 85 | 47 | 46 | 46 | 60 | 60 | 53 | 53 | 12 |
| 19 | 23  | 12 | 47 | 60 | 46 | 14 | 14 | 53 | 53 | 12 | 47 | 53 |
| 20 | 14  | 60 | 80 | 47 | 14 | 47 | 12 | 47 | 12 | 47 | 12 | 47 |
| 21 | 80  | 47 | 12 | 12 | 53 | 53 | 47 | 12 | 47 | 88 | 35 | 88 |
| 22 | 60  | 80 | 53 | 53 | 12 | 12 | 53 | 88 | 88 | 35 | 88 | 35 |
| 23 | 53  | 53 | 23 | 88 | 88 | 88 | 88 | 35 | 35 | 34 | 34 | 34 |
| 24 | 47  | 88 | 88 | 35 | 35 | 35 | 35 | 34 | 34 | 18 | 18 | 18 |
| 25 | 88  | 35 | 35 | 34 | 34 | 34 | 34 | 18 | 18 |    |    |    |
| 26 | 35  | 34 | 34 | 18 | 18 | 18 | 18 |    |    |    |    |    |
| 27 | 34  | 18 | 18 |    |    |    |    |    |    |    |    |    |
| 28 | 18  | 43 |    |    |    |    |    |    |    |    |    |    |
| 29 | 43  |    |    |    |    |    |    |    |    |    |    |    |
| 30 | 59  |    |    |    |    |    |    |    |    |    |    |    |

| Final Result |                    |          |
|--------------|--------------------|----------|
| 1            | 41 M. GARCIA       | Laps 12  |
| 2            | 27 A. DIAZ         | 4.479    |
| 3            | 28 L. LEHMANN      | 9.236    |
| 4            | 72 V. STEEMAN      | 9.281    |
| 5            | 61 Y. OKAYA        | 9.388    |
| 6            | 58 I. IGLESIAS     | 9.862    |
| 7            | 91 M. VANNUCCI     | 10.450   |
| 8            | 26 M. GENNAI       | 10.518   |
| 9            | 93 M. GAGGI        | 10.522   |
| 10           | 8 B. IERACI        | 10.523   |
| 11           | 2 I. GARCIA ABELLA | 10.671   |
| 12           | 64 H. DE CANCELLIS | 15.059   |
| 13           | 87 T. KAWAKAMI     | 15.107   |
| 14           | 46 S. DI SORA      | 15.306   |
| 15           | 85 K. SABATUCCI    | 15.367   |
| 16           | 14 A. MILLAN       | 15.446   |
| 17           | 60 D. GEIGER       | 15.480   |
| 18           | 12 H. MAIER        | 23.259   |
| 19           | 53 P. SVOBODA      | 23.350   |
| 20           | 47 F. SEABRIGHT    | 23.361   |
| 21           | 88 D. MOGEDA       | 38.745   |
| 22           | 35 Y. SAIZ MARQUEZ | 38.819   |
| 23           | 34 G. HUDOVERNIK   | 50.509   |
| 24           | 18 I. OFFER        | 1'12.105 |
| RET          | 77 R. BIJMAN       | 3 Laps   |
| RET          | 80 G. MASTROLIICA  | 5 Laps   |
| RET          | 23 S. MARKARIAN    | 9 Laps   |
| RET          | 43 H. KHOURI       | 10 Laps  |
| RET          | 19 V. RODRIGUEZ    | 11 Laps  |
| RET          | 59 A. ZANCA        | 11 Laps  |
| RET          | 69 T. ALBERTO      |          |

09/04/2022

These data/results cannot be reproduced, stored and/or transmitted in whole or in part by any manner of electronic, mechanical, photocopying, recording, broadcasting or otherwise now known or herein after developed without the previous express consent by the copyright owner, except for reproduction in daily press and regular printed publications on sale to the public within 60 days of the event related to those data/results and always provided that copyright symbol appears together as follows below.

© DORNA WSBK ORGANIZATION Srl 2022



MotorLand Aragon 5.077 m

**Pirelli Aragon Round, 8-10 April 2022**  
**Lap Chart Race 1**

2 / 4

**Lap 1**

|    |    |                 |          |
|----|----|-----------------|----------|
| 1  | 27 | A.Diaz          | 2'09.479 |
| 2  | 41 | M.Garcia        | 0.230    |
| 3  | 58 | I.Iglesias      | 0.307    |
| 4  | 61 | Y.Okaya         | 0.356    |
| 5  | 93 | M.Gaggi         | 0.748    |
| 6  | 64 | H.De Cancellis  | 0.875    |
| 7  | 72 | V.Steeman       | 1.078    |
| 8  | 91 | M.Vannucci      | 1.093    |
| 9  | 12 | H.Maier         | 1.184    |
| 10 | 46 | S.Di Sora       | 1.337    |
| 11 | 87 | T.Kawakami      | 1.452    |
| 12 | 77 | R.Bijman        | 1.808    |
| 13 | 85 | K.Sabatucci     | 1.950    |
| 14 | 28 | L.Lehmann       | 2.067    |
| 15 | 19 | V.Rodriguez     | 2.097    |
| 16 | 8  | B.Ieraci        | 2.217    |
| 17 | 2  | I.Garcia Abella | 2.410    |
| 18 | 26 | M.Gennai        | 2.482    |
| 19 | 23 | S.Markarian     | 3.209    |
| 20 | 14 | A.Millan        | 3.428    |
| 21 | 80 | G.Mastroluca    | 3.454    |
| 22 | 60 | D.Geiger        | 3.977    |
| 23 | 53 | P.Svoboda       | 4.036    |
| 24 | 47 | F.Seabright     | 4.148    |
| 25 | 88 | D.Mogeda        | 5.059    |
| 26 | 35 | Y.Saiz Marquez  | 5.487    |
| 27 | 34 | G.Hudovernik    | 5.516    |
| 28 | 18 | I.Offer         | 6.949    |
| 29 | 43 | H.Khoury        | 31.797   |
| 30 | 59 | A.Zanca         |          |

**Lap 2**

|    |    |                 |          |
|----|----|-----------------|----------|
| 1  | 41 | M.Garcia        | 4'16.273 |
| 2  | 27 | A.Diaz          | 0.450    |
| 3  | 58 | I.Iglesias      | 0.577    |
| 4  | 61 | Y.Okaya         | 0.741    |
| 5  | 91 | M.Vannucci      | 1.529    |
| 6  | 93 | M.Gaggi         | 1.712    |
| 7  | 72 | V.Steeman       | 2.718    |
| 8  | 8  | B.Ieraci        | 3.043    |
| 9  | 28 | L.Lehmann       | 3.085    |
| 10 | 64 | H.De Cancellis  | 3.133    |
| 11 | 46 | S.Di Sora       | 3.170    |
| 12 | 87 | T.Kawakami      | 3.218    |
| 13 | 77 | R.Bijman        | 3.463    |
| 14 | 26 | M.Gennai        | 4.253    |
| 15 | 14 | A.Millan        | 4.303    |
| 16 | 85 | K.Sabatucci     | 4.336    |
| 17 | 2  | I.Garcia Abella | 4.397    |
| 18 | 23 | S.Markarian     | 5.011    |
| 19 | 12 | H.Maier         | 5.104    |
| 20 | 60 | D.Geiger        | 5.168    |
| 21 | 47 | F.Seabright     | 5.241    |
| 22 | 80 | G.Mastroluca    | 5.343    |
| 23 | 53 | P.Svoboda       | 5.380    |
| 24 | 88 | D.Mogeda        | 7.283    |
| 25 | 35 | Y.Saiz Marquez  | 8.040    |
| 26 | 34 | G.Hudovernik    | 8.895    |
| 27 | 18 | I.Offer         | 12.344   |
| 28 | 43 | H.Khoury        | 43.865   |

**Lap 3**

|    |    |                |          |
|----|----|----------------|----------|
| 1  | 41 | M.Garcia       | 6'22.877 |
| 2  | 27 | A.Diaz         | 0.350    |
| 3  | 58 | I.Iglesias     | 0.444    |
| 4  | 61 | Y.Okaya        | 0.784    |
| 5  | 91 | M.Vannucci     | 1.838    |
| 6  | 93 | M.Gaggi        | 1.896    |
| 7  | 72 | V.Steeman      | 2.971    |
| 8  | 8  | B.Ieraci       | 3.695    |
| 9  | 28 | L.Lehmann      | 3.746    |
| 10 | 64 | H.De Cancellis | 4.374    |

**Lap 4**

|    |    |                 |          |
|----|----|-----------------|----------|
| 1  | 41 | M.Garcia        | 8'29.140 |
| 2  | 27 | A.Diaz          | 1.187    |
| 3  | 61 | Y.Okaya         | 1.817    |
| 4  | 91 | M.Vannucci      | 2.957    |
| 5  | 93 | M.Gaggi         | 2.977    |
| 6  | 72 | V.Steeman       | 3.893    |
| 7  | 58 | I.Iglesias      | 3.945    |
| 8  | 8  | B.Ieraci        | 4.183    |
| 9  | 28 | L.Lehmann       | 4.624    |
| 10 | 2  | I.Garcia Abella | 5.068    |
| 11 | 46 | S.Di Sora       | 5.243    |
| 12 | 14 | A.Millan        | 5.262    |
| 13 | 26 | M.Gennai        | 5.317    |
| 14 | 87 | T.Kawakami      | 5.893    |
| 15 | 77 | R.Bijman        | 5.944    |
| 16 | 64 | H.De Cancellis  | 5.998    |
| 17 | 80 | G.Mastroluca    | 6.800    |
| 18 | 85 | K.Sabatucci     | 6.908    |
| 19 | 60 | D.Geiger        | 7.538    |
| 20 | 47 | F.Seabright     | 7.573    |
| 21 | 12 | H.Maier         | 8.367    |
| 22 | 53 | P.Svoboda       | 8.388    |
| 23 | 88 | D.Mogeda        | 12.959   |
| 24 | 35 | Y.Saiz Marquez  | 12.987   |
| 25 | 34 | G.Hudovernik    | 18.369   |
| 26 | 18 | I.Offer         | 24.910   |

**Lap 5**

|    |    |                 |           |
|----|----|-----------------|-----------|
| 1  | 41 | M.Garcia        | 10'36.157 |
| 2  | 27 | A.Diaz          | 1.662     |
| 3  | 91 | M.Vannucci      | 2.756     |
| 4  | 61 | Y.Okaya         | 2.884     |
| 5  | 93 | M.Gaggi         | 3.726     |
| 6  | 8  | B.Ieraci        | 3.894     |
| 7  | 72 | V.Steeman       | 3.925     |
| 8  | 58 | I.Iglesias      | 4.042     |
| 9  | 28 | L.Lehmann       | 4.200     |
| 10 | 2  | I.Garcia Abella | 5.103     |
| 11 | 26 | M.Gennai        | 5.139     |
| 12 | 87 | T.Kawakami      | 6.245     |
| 13 | 64 | H.De Cancellis  | 6.271     |
| 14 | 77 | R.Bijman        | 6.353     |
| 15 | 85 | K.Sabatucci     | 6.460     |
| 16 | 80 | G.Mastroluca    | 7.051     |
| 17 | 60 | D.Geiger        | 7.090     |
| 18 | 47 | F.Seabright     | 7.577     |
| 19 | 46 | S.Di Sora       | 8.355     |
| 20 | 14 | A.Millan        | 8.512     |
| 21 | 53 | P.Svoboda       | 9.842     |
| 22 | 12 | H.Maier         | 9.974     |
| 23 | 88 | D.Mogeda        | 16.540    |
| 24 | 35 | Y.Saiz Marquez  | 16.605    |
| 25 | 34 | G.Hudovernik    | 22.846    |
| 26 | 18 | I.Offer         | 30.675    |

**Lap 6**

|    |    |                 |           |
|----|----|-----------------|-----------|
| 1  | 41 | M.Garcia        | 12'42.775 |
| 2  | 27 | A.Diaz          | 2.405     |
| 3  | 91 | M.Vannucci      | 3.002     |
| 4  | 61 | Y.Okaya         | 3.628     |
| 5  | 8  | B.Ieraci        | 4.304     |
| 6  | 58 | I.Iglesias      | 4.350     |
| 7  | 72 | V.Steeman       | 4.395     |
| 8  | 28 | L.Lehmann       | 4.811     |
| 9  | 93 | M.Gaggi         | 4.827     |
| 10 | 2  | I.Garcia Abella | 5.186     |
| 11 | 26 | M.Gennai        | 5.220     |
| 12 | 64 | H.De Cancellis  | 7.142     |
| 13 | 77 | R.Bijman        | 7.177     |
| 14 | 85 | K.Sabatucci     | 7.239     |
| 15 | 87 | T.Kawakami      | 7.247     |
| 16 | 80 | G.Mastroluca    | 7.391     |
| 17 | 60 | D.Geiger        | 7.478     |
| 18 | 46 | S.Di Sora       | 8.751     |
| 19 | 14 | A.Millan        | 8.790     |
| 20 | 47 | F.Seabright     | 11.176    |
| 21 | 53 | P.Svoboda       | 11.331    |
| 22 | 12 | H.Maier         | 11.568    |
| 23 | 88 | D.Mogeda        | 20.532    |
| 24 | 35 | Y.Saiz Marquez  | 20.595    |
| 25 | 34 | G.Hudovernik    | 26.800    |
| 26 | 18 | I.Offer         | 36.800    |

**Lap 7**

|    |    |                 |           |
|----|----|-----------------|-----------|
| 1  | 41 | M.Garcia        | 14'49.668 |
| 2  | 27 | A.Diaz          | 3.100     |
| 3  | 91 | M.Vannucci      | 3.758     |
| 4  | 8  | B.Ieraci        | 4.394     |
| 5  | 72 | V.Steeman       | 4.398     |
| 6  | 61 | Y.Okaya         | 4.470     |
| 7  | 28 | L.Lehmann       | 4.596     |
| 8  | 58 | I.Iglesias      | 4.634     |
| 9  | 26 | M.Gennai        | 4.780     |
| 10 | 2  | I.Garcia Abella | 5.320     |
| 11 | 93 | M.Gaggi         | 5.511     |
| 12 | 64 | H.De Cancellis  | 8.827     |
| 13 | 77 | R.Bijman        | 8.890     |
| 14 | 85 | K.Sabatucci     | 8.897     |
| 15 | 87 | T.Kawakami      | 9.033     |
| 16 | 80 | G.Mastroluca    | 9.242     |
| 17 | 60 | D.Geiger        | 9.259     |
| 18 | 46 | S.Di Sora       | 9.367     |
| 19 | 14 | A.Millan        | 9.410     |
| 20 | 12 | H.Maier         | 13.524    |
| 21 | 47 | F.Seabright     | 13.603    |
| 22 | 53 | P.Svoboda       | 13.614    |
| 23 | 88 | D.Mogeda        | 23.494    |
| 24 | 35 | Y.Saiz Marquez  | 23.659    |
| 25 | 34 | G.Hudovernik    | 30.986    |
| 26 | 18 | I.Offer         | 42.475    |

**Lap 8**

|    |    |                 |           |
|----|----|-----------------|-----------|
| 1  | 41 | M.Garcia        | 16'56.425 |
| 2  | 27 | A.Diaz          | 3.663     |
| 3  | 28 | L.Lehmann       | 5.025     |
| 4  | 72 | V.Steeman       | 5.042     |
| 5  | 8  | B.Ieraci        | 5.082     |
| 6  | 26 | M.Gennai        | 5.178     |
| 7  | 58 | I.Iglesias      | 5.315     |
| 8  | 61 | Y.Okaya         | 5.415     |
| 9  | 91 | M.Vannucci      | 5.423     |
| 10 | 2  | I.Garcia Abella | 5.557     |
| 11 | 93 | M.Gaggi         | 5.615     |
| 12 | 77 | R.Bijman        | 10.690    |
| 13 | 64 | H.De Cancellis  | 10.729    |
| 14 | 85 | K.Sabatucci     | 10.798    |
| 15 | 87 | T.Kawakami      | 10.987    |
| 16 | 46 | S.Di Sora       | 11.061    |

|    |    |                |        |
|----|----|----------------|--------|
| 17 | 14 | A.Millan       | 11.105 |
| 18 | 60 | D.Geiger       | 12.824 |
| 19 | 53 | P.Svoboda      | 16.752 |
| 20 | 47 | F.Seabright    | 16.754 |
| 21 | 12 | H.Maier        | 16.983 |
| 22 | 88 | D.Mogeda       | 27.241 |
| 23 | 35 | Y.Saiz Marquez | 27.264 |
| 24 | 34 | G.Hudovernik   | 35.149 |
| 25 | 18 | I.Offer        | 50.736 |

**Lap 9**

|    |    |                 |           |
|----|----|-----------------|-----------|
| 1  | 41 | M.Garcia        | 19'03.472 |
| 2  | 27 | A.Diaz          | 4.192     |
| 3  | 58 | I.Iglesias      | 6.480     |
| 4  | 61 | Y.Okaya         | 6.605     |
| 5  | 72 | V.Steeman       | 6.611     |
| 6  | 8  | B.Ieraci        | 6.726     |
| 7  | 26 | M.Gennai        | 6.793     |
| 8  | 28 | L.Lehmann       | 6.827     |
| 9  | 2  | I.Garcia Abella | 6.898     |
| 10 | 93 | M.Gaggi         | 7.245     |
| 11 | 91 | M.Vannucci      | 7.392     |
| 12 | 64 | H.De Cancellis  | 12.352    |
| 13 | 77 | R.Bijman        | 12.452    |
| 14 | 85 | K.Sabatucci     | 12.497    |
| 15 | 46 | S.Di Sora       | 12.731    |
| 16 | 87 | T.Kawakami      | 12.845    |
| 17 | 14 | A.Millan        | 12.950    |
| 18 | 60 | D.Geiger        | 14.890    |
| 19 | 53 | P.Svoboda       | 18.984    |
| 20 | 12 | H.Maier         | 19.067    |
| 21 | 47 | F.Seabright     | 19.227    |
| 22 | 88 | D.Mogeda        | 30.642    |
| 23 | 35 | Y.Saiz Marquez  | 30.684    |
| 24 | 34 | G.Hudovernik    | 39.026    |
| 25 | 18 | I.Offer         | 56.769    |

**Lap 10**

|    |    |                 |           |
|----|----|-----------------|-----------|
| 1  | 41 | M.Garcia        | 21'11.013 |
| 2  | 27 | A.Diaz          | 4.256     |
| 3  | 72 | V.Steeman       | 7.574     |
| 4  | 26 | M.Gennai        | 7.762     |
| 5  | 58 | I.Iglesias      | 7.869     |
| 6  | 28 | L.Lehmann       | 7.952     |
| 7  | 8  | B.Ieraci        | 7.999     |
| 8  | 61 | Y.Okaya         | 8.007     |
| 9  | 91 | M.Vannucci      | 8.084     |
| 10 | 2  | I.Garcia Abella | 8.308     |
| 11 | 93 | M.Gaggi         | 8.360     |
| 12 | 64 | H.De Cancellis  | 13.966    |
| 13 | 46 | S.Di Sora       | 14.008    |
| 14 | 87 | T.Kawakami      | 14.070    |
| 15 | 14 | A.Millan        | 14.169    |
| 16 | 85 | K.Sabatucci     | 15.318    |
| 17 | 60 | D.Geiger        | 15.435    |
| 18 | 53 | P.Svoboda       | 20.759    |
| 19 | 12 | H.Maier         | 21.084    |
| 20 | 47 | F.Seabright     | 21.161    |
| 21 | 88 | D.Mogeda        | 33.705    |
| 22 | 35 | Y.Saiz Marquez  | 33.782    |
| 23 | 34 | G.Hudovernik    | 43.243    |
| 24 | 18 | I.Offer         | 1'01.753  |

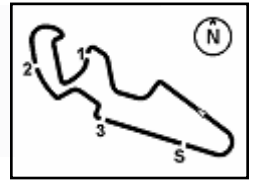
**Lap 11**

|   |    |                 |           |
|---|----|-----------------|-----------|
| 1 | 41 | M.Garcia        | 23'18.093 |
| 2 | 27 | A.Diaz          | 4.829     |
| 3 | 72 | V.Steeman       | 9.373     |
| 4 | 28 | L.Lehmann       | 9.467     |
| 5 | 8  | B.Ieraci        | 9.506     |
| 6 | 61 | Y.Okaya         | 9.579     |
| 7 | 58 | I.Iglesias      | 9.607     |
| 8 | 26 | M.Gennai        | 9.651     |
| 9 | 2  | I.Garcia Abella | 9.677     |

09/04/2022

These data/results cannot be reproduced, stored and/or transmitted in whole or in part by any manner of electronic, mechanical, photocopying, recording, broadcasting or otherwise now known or herein after developed without the previous express consent by the copyright owner, except for reproduction in daily press and regular printed publications on sale to the public within 60 days of the event related to those data/results and always provided that copyright symbol appears together as follows below.

© DORNA WSBK ORGANIZATION Srl 2022



**Pirelli Aragon Round, 8-10 April 2022**  
**Lap Chart Race 1**

|    |    |                |          |
|----|----|----------------|----------|
| 10 | 91 | M.Vannucci     | 9.725    |
| 11 | 93 | M.Gaggi        | 9.759    |
| 12 | 87 | T.Kawakami     | 15.269   |
| 13 | 64 | H.De Cancellis | 15.345   |
| 14 | 14 | A.Millan       | 15.551   |
| 15 | 85 | K.Sabatucci    | 15.583   |
| 16 | 46 | S.Di Sora      | 15.599   |
| 17 | 60 | D.Geiger       | 15.638   |
| 18 | 53 | P.Svoboda      | 22.684   |
| 19 | 47 | F.Seabright    | 22.810   |
| 20 | 12 | H.Maier        | 23.218   |
| 21 | 35 | Y.Saiz Marquez | 36.871   |
| 22 | 88 | D.Mogeda       | 37.049   |
| 23 | 34 | G.Hudovernik   | 47.620   |
| 24 | 18 | I.Offer        | 1'07.343 |

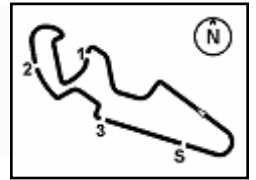
**Lap 12**

|    |    |                 |           |
|----|----|-----------------|-----------|
| 1  | 41 | M.Garcia        | 25'26.485 |
| 2  | 27 | A.Diaz          | 4.479     |
| 3  | 28 | L.Lehmann       | 9.236     |
| 4  | 72 | V.Steeman       | 9.281     |
| 5  | 61 | Y.Okaya         | 9.388     |
| 6  | 58 | I.Iglesias      | 9.862     |
| 7  | 91 | M.Vannucci      | 10.450    |
| 8  | 26 | M.Gennai        | 10.518    |
| 9  | 93 | M.Gaggi         | 10.522    |
| 10 | 8  | B.Ieraci        | 10.523    |
| 11 | 2  | I.Garcia Abella | 10.671    |
| 12 | 64 | H.De Cancellis  | 15.059    |
| 13 | 87 | T.Kawakami      | 15.107    |
| 14 | 46 | S.Di Sora       | 15.306    |
| 15 | 85 | K.Sabatucci     | 15.367    |
| 16 | 14 | A.Millan        | 15.446    |
| 17 | 60 | D.Geiger        | 15.480    |
| 18 | 12 | H.Maier         | 23.259    |
| 19 | 53 | P.Svoboda       | 23.350    |
| 20 | 47 | F.Seabright     | 23.361    |
| 21 | 88 | D.Mogeda        | 38.745    |
| 22 | 35 | Y.Saiz Marquez  | 38.819    |
| 23 | 34 | G.Hudovernik    | 50.509    |
| 24 | 18 | I.Offer         | 1'12.105  |

09/04/2022

These data/results cannot be reproduced, stored and/or transmitted in whole or in part by any manner of electronic, mechanical, photocopying, recording, broadcasting or otherwise now known or herein after developed without the previous express consent by the copyright owner, except for reproduction in daily press and regular printed publications on sale to the public within 60 days of the event related to those data/results and always provided that copyright symbol appears together as follows below.

© DORNA WSBK ORGANIZATION Srl 2022



**Pirelli Aragon Round, 8-10 April 2022**  
**Lap Chart Race 1**

**Race Pace Comparison**

|    | <b>41 GaM</b>   | <b>27 Dia</b>   | <b>28 Leh</b>   | <b>72 Ste</b>   | <b>61 Oka</b>   | <b>58 Igl</b>   | <b>91 Van</b>   | <b>26 Gen</b>   | <b>93 Gag</b>   | <b>8 Ier</b>    | <b>2 Gar</b>    | <b>64 DeC</b>   | <b>87 Kaw</b>   | <b>46 DiS</b>   |
|----|-----------------|-----------------|-----------------|-----------------|-----------------|-----------------|-----------------|-----------------|-----------------|-----------------|-----------------|-----------------|-----------------|-----------------|
| 1  | 2'09.709        | 2'09.479        | 2'11.546        | 2'10.557        | 2'09.835        | 2'09.786        | 2'10.572        | 2'11.961        | 2'10.227        | 2'11.696        | 2'11.889        | 2'10.354        | 2'10.931        | 2'10.816        |
| 2  | 2'06.564        | 2'07.244        | 2'07.812        | 2'08.434        | 2'07.179        | 2'07.064        | 2'07.230        | 2'08.565        | 2'07.758        | 2'07.620        | 2'08.781        | 2'09.052        | 2'08.560        | 2'08.627        |
| 3  | 2'06.604        | <b>2'06.504</b> | 2'07.265        | <b>2'06.857</b> | <b>2'06.647</b> | <b>2'06.471</b> | 2'06.913        | 2'06.967        | <b>2'06.788</b> | 2'07.256        | <b>2'06.624</b> | 2'07.845        | 2'08.374        | 2'07.932        |
| 4  | <b>2'06.263</b> | 2'07.100        | 2'07.141        | 2'07.185        | 2'07.296        | 2'09.764        | 2'07.382        | 2'06.964        | 2'07.344        | 2'06.751        | 2'06.914        | 2'07.887        | <b>2'07.168</b> | <b>2'07.008</b> |
| 5  | 2'07.017        | 2'07.492        | <b>2'06.593</b> | 2'07.049        | 2'08.084        | 2'07.114        | <b>2'06.816</b> | 2'06.839        | 2'07.766        | <b>2'06.728</b> | 2'07.052        | <b>2'07.290</b> | 2'07.369        | 2'10.129        |
| 6  | 2'06.618        | 2'07.361        | 2'07.229        | 2'07.088        | 2'07.362        | 2'06.926        | 2'06.864        | 2'06.699        | 2'07.719        | 2'07.028        | 2'06.701        | 2'07.489        | 2'07.620        | 2'07.014        |
| 7  | 2'06.893        | 2'07.588        | 2'06.678        | 2'06.896        | 2'07.735        | 2'07.177        | 2'07.649        | <b>2'06.453</b> | 2'07.577        | 2'06.983        | 2'07.027        | 2'08.578        | 2'08.679        | 2'07.509        |
| 8  | 2'06.757        | 2'07.320        | 2'07.186        | 2'07.401        | 2'07.702        | 2'07.438        | 2'08.422        | 2'07.155        | 2'06.861        | 2'07.445        | 2'06.994        | 2'08.659        | 2'08.711        | 2'08.451        |
| 9  | 2'07.047        | 2'07.576        | 2'08.849        | 2'08.616        | 2'08.237        | 2'08.212        | 2'09.016        | 2'08.662        | 2'08.677        | 2'08.691        | 2'08.388        | 2'08.670        | 2'08.905        | 2'08.717        |
| 10 | 2'07.541        | 2'07.605        | 2'08.666        | 2'08.504        | 2'08.943        | 2'08.930        | 2'08.233        | 2'08.510        | 2'08.656        | 2'08.814        | 2'08.951        | 2'09.155        | 2'08.766        | 2'08.818        |
| 11 | 2'07.080        | 2'07.653        | 2'08.595        | 2'08.879        | 2'08.652        | 2'08.818        | 2'08.721        | 2'08.969        | 2'08.479        | 2'08.587        | 2'08.449        | 2'08.459        | 2'08.279        | 2'08.671        |
| 12 | 2'08.392        | 2'08.042        | 2'08.161        | 2'08.300        | 2'08.201        | 2'08.647        | 2'09.117        | 2'09.259        | 2'09.155        | 2'09.409        | 2'09.386        | 2'08.106        | 2'08.230        | 2'08.099        |

|    | <b>85 Sab</b>   | <b>14 Mil</b>   | <b>60 Gei</b>   | <b>12 Mai</b>   | <b>53 Svo</b>   | <b>47 Sea</b>   | <b>88 Mog</b>   | <b>35 Sai</b>   | <b>34 Hud</b>   | <b>18 Off</b>   | <b>77 Bij</b>   | <b>80 Mas</b>   | <b>23 Mar</b>   | <b>43 Kho</b> |
|----|-----------------|-----------------|-----------------|-----------------|-----------------|-----------------|-----------------|-----------------|-----------------|-----------------|-----------------|-----------------|-----------------|---------------|
| 1  | 2'11.429        | 2'12.907        | 2'13.456        | 2'10.663        | 2'13.515        | 2'13.627        | 2'14.538        | 2'14.966        | 2'14.995        | 2'16.428        | 2'11.287        | 2'12.933        | 2'12.688        | 2'41.276      |
| 2  | 2'09.180        | 2'07.669        | 2'07.985        | 2'10.714        | 2'08.138        | 2'07.887        | 2'09.018        | 2'09.347        | <b>2'10.173</b> | <b>2'12.189</b> | 2'08.449        | 2'08.683        | 2'08.596        | 2'18.862      |
| 3  | 2'08.644        | <b>2'06.886</b> | 2'06.811        | 2'08.298        | 2'08.033        | 2'07.754        | <b>2'08.948</b> | <b>2'08.832</b> | 2'10.602        | 2'12.699        | 2'07.674        | 2'07.663        | <b>2'08.509</b> |               |
| 4  | 2'06.795        | 2'06.940        | 2'08.426        | <b>2'07.832</b> | <b>2'07.842</b> | 2'07.445        | 2'09.595        | 2'08.982        | 2'11.739        | 2'12.734        | 2'07.674        | <b>2'06.661</b> |                 |               |
| 5  | <b>2'06.569</b> | 2'10.267        | <b>2'06.569</b> | 2'08.624        | 2'08.471        | <b>2'07.021</b> | 2'10.598        | 2'10.635        | 2'11.494        | 2'12.782        | <b>2'07.426</b> | 2'07.268        |                 |               |
| 6  | 2'07.397        | 2'06.896        | 2'07.006        | 2'08.212        | 2'08.107        | 2'10.217        | 2'10.610        | 2'10.608        | 2'10.572        | 2'12.743        | 2'07.442        | 2'06.958        |                 |               |
| 7  | 2'08.551        | 2'07.513        | 2'08.674        | 2'08.849        | 2'09.176        | 2'09.320        | 2'09.855        | 2'09.957        | 2'11.079        | 2'12.568        | 2'08.606        | 2'08.744        |                 |               |
| 8  | 2'08.658        | 2'08.452        | 2'10.322        | 2'10.216        | 2'09.895        | 2'09.908        | 2'10.504        | 2'10.362        | 2'10.920        | 2'15.018        | 2'08.557        |                 |                 |               |
| 9  | 2'08.746        | 2'08.892        | 2'09.113        | 2'09.131        | 2'09.279        | 2'09.520        | 2'10.448        | 2'10.467        | 2'10.924        | 2'13.080        | 2'08.809        |                 |                 |               |
| 10 | 2'10.362        | 2'08.760        | 2'08.086        | 2'09.558        | 2'09.316        | 2'09.475        | 2'10.604        | 2'10.639        | 2'11.758        | 2'12.525        |                 |                 |                 |               |
| 11 | 2'07.345        | 2'08.462        | 2'07.283        | 2'09.214        | 2'09.005        | 2'08.729        | 2'10.424        | 2'10.169        | 2'11.457        | 2'12.670        |                 |                 |                 |               |
| 12 | 2'08.176        | 2'08.287        | 2'08.234        | 2'08.433        | 2'09.058        | 2'08.943        | 2'10.088        | 2'10.340        | 2'11.281        | 2'13.154        |                 |                 |                 |               |

|   | <b>19 Rod</b> | <b>59 Zan</b> |
|---|---------------|---------------|
| 1 | 2'11.576      | 8'08.693      |

09/04/2022

These data/results cannot be reproduced, stored and/or transmitted in whole or in part by any manner of electronic, mechanical, photocopying, recording, broadcasting or otherwise now known or herein after developed without the previous express consent by the copyright owner, except for reproduction in daily press and regular printed publications on sale to the public within 60 days of the event related to those data/results and always provided that copyright symbol appears together as follows below.

© DORNA WSBK ORGANIZATION Srl 2022



**Pirelli Aragon Round, 8-10 April 2022**  
**Best Sectors & Speed Race 1**

MotorLand Aragon 5.077 m

**RESULTS**

|     |                    |                    | Laps     |
|-----|--------------------|--------------------|----------|
| 1   | 41 M. GARCIA       | Yamaha YZF-R3      | 12       |
| 2   | 27 A. DIAZ         | Yamaha YZF-R3      | 12       |
| 3   | 28 L. LEHMANN      | KTM RC 390 R       | 9.236    |
| 4   | 72 V. STEEMAN      | Kawasaki Ninja 400 | 9.281    |
| 5   | 61 Y. OKAYA        | Kawasaki Ninja 400 | 9.388    |
| 6   | 58 I. IGLESIAS     | Kawasaki Ninja 400 | 9.862    |
| 7   | 91 M. VANNUCCI     | Yamaha YZF-R3      | 10.450   |
| 8   | 26 M. GENNAI       | Yamaha YZF-R3      | 10.518   |
| 9   | 93 M. GAGGI        | Yamaha YZF-R3      | 10.522   |
| 10  | 8 B. IERACI        | Kawasaki Ninja 400 | 10.523   |
| 11  | 2 I. GARCIA ABELLA | Yamaha YZF-R3      | 10.671   |
| 12  | 64 H. DE CANCELLIS | Kawasaki Ninja 400 | 15.059   |
| 13  | 87 T. KAWAKAMI     | Yamaha YZF-R3      | 15.107   |
| 14  | 46 S. DI SORA      | Kawasaki Ninja 400 | 15.306   |
| 15  | 85 K. SABATUCCI    | Kawasaki Ninja 400 | 15.367   |
| 16  | 14 A. MILLAN       | Kawasaki Ninja 400 | 15.446   |
| 17  | 60 D. GEIGER       | Kawasaki Ninja 400 | 15.480   |
| 18  | 12 H. MAIER        | Yamaha YZF-R3      | 23.259   |
| 19  | 53 P. SVOBODA      | Kawasaki Ninja 400 | 23.350   |
| 20  | 47 F. SEABRIGHT    | Yamaha YZF-R3      | 23.361   |
| 21  | 88 D. MOGEDA       | Kawasaki Ninja 400 | 38.745   |
| 22  | 35 Y. SAIZ MARQUEZ | Kawasaki Ninja 400 | 38.819   |
| 23  | 34 G. HUDOVERNIK   | Yamaha YZF-R3      | 50.509   |
| 24  | 18 I. OFFER        | Yamaha YZF-R3      | 1'12.105 |
| RET | 77 R. BIJMAN       | Kawasaki Ninja 400 | 3 Laps   |
| RET | 80 G. MASTROLUCCA  | Yamaha YZF-R3      | 5 Laps   |
| RET | 23 S. MARKARIAN    | Kawasaki Ninja 400 | 9 Laps   |
| RET | 43 H. KHOURI       | Kawasaki Ninja 400 | 10 Laps  |
| RET | 19 V. RODRIGUEZ    | Kawasaki Ninja 400 | 11 Laps  |
| RET | 59 A. ZANCA        | Kawasaki Ninja 400 | 11 Laps  |
| RET | 69 T. ALBERTO      | Kawasaki Ninja 400 |          |

**SPEED**

|    |                    |                    |       |
|----|--------------------|--------------------|-------|
| 1  | 28 L. LEHMANN      | KTM RC 390 R       | 218.2 |
| 2  | 93 M. GAGGI        | Yamaha YZF-R3      | 215.6 |
| 3  | 46 S. DI SORA      | Kawasaki Ninja 400 | 215.6 |
| 4  | 72 V. STEEMAN      | Kawasaki Ninja 400 | 215.1 |
| 5  | 87 T. KAWAKAMI     | Yamaha YZF-R3      | 215.1 |
| 6  | 2 I. GARCIA ABELLA | Yamaha YZF-R3      | 215.1 |
| 7  | 91 M. VANNUCCI     | Yamaha YZF-R3      | 214.7 |
| 8  | 58 I. IGLESIAS     | Kawasaki Ninja 400 | 214.3 |
| 9  | 60 D. GEIGER       | Kawasaki Ninja 400 | 214.3 |
| 10 | 8 B. IERACI        | Kawasaki Ninja 400 | 214.3 |
| 11 | 61 Y. OKAYA        | Kawasaki Ninja 400 | 214.3 |
| 12 | 14 A. MILLAN       | Kawasaki Ninja 400 | 213.4 |
| 13 | 85 K. SABATUCCI    | Kawasaki Ninja 400 | 213.0 |
| 14 | 53 P. SVOBODA      | Kawasaki Ninja 400 | 213.0 |
| 15 | 80 G. MASTROLUCCA  | Yamaha YZF-R3      | 212.6 |
| 16 | 23 S. MARKARIAN    | Kawasaki Ninja 400 | 212.2 |
| 17 | 64 H. DE CANCELLIS | Kawasaki Ninja 400 | 212.2 |
| 18 | 77 R. BIJMAN       | Kawasaki Ninja 400 | 212.2 |
| 19 | 47 F. SEABRIGHT    | Yamaha YZF-R3      | 212.2 |
| 20 | 19 V. RODRIGUEZ    | Kawasaki Ninja 400 | 211.4 |
| 21 | 26 M. GENNAI       | Yamaha YZF-R3      | 211.4 |
| 22 | 12 H. MAIER        | Yamaha YZF-R3      | 209.7 |
| 23 | 88 D. MOGEDA       | Kawasaki Ninja 400 | 209.7 |
| 24 | 35 Y. SAIZ MARQUEZ | Kawasaki Ninja 400 | 208.9 |
| 25 | 41 M. GARCIA       | Yamaha YZF-R3      | 207.3 |
| 26 | 27 A. DIAZ         | Yamaha YZF-R3      | 205.3 |
| 27 | 34 G. HUDOVERNIK   | Yamaha YZF-R3      | 203.0 |
| 28 | 18 I. OFFER        | Yamaha YZF-R3      | 200.0 |
| 29 | 43 H. KHOURI       | Kawasaki Ninja 400 | 197.1 |

**SEG. 1**

|    |                    |        |
|----|--------------------|--------|
| 1  | 2 I. GARCIA ABELLA | 35.503 |
| 2  | 8 B. IERACI        | 35.580 |
| 3  | 41 M. GARCIA       | 35.596 |
| 4  | 60 D. GEIGER       | 35.599 |
| 5  | 26 M. GENNAI       | 35.604 |
| 6  | 58 I. IGLESIAS     | 35.650 |
| 7  | 28 L. LEHMANN      | 35.671 |
| 8  | 80 G. MASTROLUCCA  | 35.684 |
| 9  | 85 K. SABATUCCI    | 35.700 |
| 10 | 93 M. GAGGI        | 35.706 |
| 11 | 72 V. STEEMAN      | 35.741 |
| 12 | 53 P. SVOBODA      | 35.743 |
| 13 | 23 S. MARKARIAN    | 35.765 |
| 14 | 64 H. DE CANCELLIS | 35.767 |
| 15 | 46 S. DI SORA      | 35.778 |
| 16 | 14 A. MILLAN       | 35.780 |
| 17 | 47 F. SEABRIGHT    | 35.780 |
| 18 | 61 Y. OKAYA        | 35.783 |
| 19 | 27 A. DIAZ         | 35.811 |
| 20 | 91 M. VANNUCCI     | 35.839 |
| 21 | 77 R. BIJMAN       | 35.951 |
| 22 | 12 H. MAIER        | 36.010 |
| 23 | 19 V. RODRIGUEZ    | 36.114 |
| 24 | 87 T. KAWAKAMI     | 36.157 |
| 25 | 88 D. MOGEDA       | 36.245 |
| 26 | 35 Y. SAIZ MARQUEZ | 36.499 |
| 27 | 34 G. HUDOVERNIK   | 36.685 |
| 28 | 18 I. OFFER        | 37.517 |
| 29 | 43 H. KHOURI       | 37.888 |
| 30 | 69 T. ALBERTO      | 40.191 |

**SEG. 2**

|    |                    |        |
|----|--------------------|--------|
| 1  | 91 M. VANNUCCI     | 34.834 |
| 2  | 26 M. GENNAI       | 34.879 |
| 3  | 87 T. KAWAKAMI     | 34.942 |
| 4  | 72 V. STEEMAN      | 34.980 |
| 5  | 41 M. GARCIA       | 35.018 |
| 6  | 85 K. SABATUCCI    | 35.028 |
| 7  | 27 A. DIAZ         | 35.051 |
| 8  | 77 R. BIJMAN       | 35.051 |
| 9  | 46 S. DI SORA      | 35.062 |
| 10 | 14 A. MILLAN       | 35.067 |
| 11 | 61 Y. OKAYA        | 35.069 |
| 12 | 2 I. GARCIA ABELLA | 35.078 |
| 13 | 58 I. IGLESIAS     | 35.090 |
| 14 | 8 B. IERACI        | 35.099 |
| 15 | 80 G. MASTROLUCCA  | 35.106 |
| 16 | 28 L. LEHMANN      | 35.125 |
| 17 | 93 M. GAGGI        | 35.139 |
| 18 | 47 F. SEABRIGHT    | 35.144 |
| 19 | 60 D. GEIGER       | 35.149 |
| 20 | 23 S. MARKARIAN    | 35.151 |
| 21 | 64 H. DE CANCELLIS | 35.181 |
| 22 | 12 H. MAIER        | 35.230 |
| 23 | 19 V. RODRIGUEZ    | 35.247 |
| 24 | 53 P. SVOBODA      | 35.329 |
| 25 | 35 Y. SAIZ MARQUEZ | 35.727 |
| 26 | 88 D. MOGEDA       | 35.853 |
| 27 | 43 H. KHOURI       | 35.931 |
| 28 | 34 G. HUDOVERNIK   | 35.955 |
| 29 | 18 I. OFFER        | 36.390 |
| 30 | 69 T. ALBERTO      | 36.584 |

**SEG. 3**

|    |                    |        |
|----|--------------------|--------|
| 1  | 41 M. GARCIA       | 22.731 |
| 2  | 85 K. SABATUCCI    | 22.762 |
| 3  | 27 A. DIAZ         | 22.787 |
| 4  | 91 M. VANNUCCI     | 22.877 |
| 5  | 80 G. MASTROLUCCA  | 22.886 |
| 6  | 8 B. IERACI        | 22.889 |
| 7  | 93 M. GAGGI        | 22.898 |
| 8  | 72 V. STEEMAN      | 22.923 |
| 9  | 2 I. GARCIA ABELLA | 22.933 |
| 10 | 60 D. GEIGER       | 22.945 |
| 11 | 58 I. IGLESIAS     | 22.952 |
| 12 | 64 H. DE CANCELLIS | 22.972 |
| 13 | 61 Y. OKAYA        | 22.984 |
| 14 | 28 L. LEHMANN      | 22.987 |
| 15 | 87 T. KAWAKAMI     | 22.998 |
| 16 | 14 A. MILLAN       | 23.007 |
| 17 | 12 H. MAIER        | 23.049 |
| 18 | 47 F. SEABRIGHT    | 23.051 |
| 19 | 26 M. GENNAI       | 23.068 |
| 20 | 46 S. DI SORA      | 23.089 |
| 21 | 53 P. SVOBODA      | 23.139 |
| 22 | 35 Y. SAIZ MARQUEZ | 23.170 |
| 23 | 77 R. BIJMAN       | 23.182 |
| 24 | 23 S. MARKARIAN    | 23.235 |
| 25 | 88 D. MOGEDA       | 23.342 |
| 26 | 34 G. HUDOVERNIK   | 23.488 |
| 27 | 18 I. OFFER        | 23.685 |
| 28 | 19 V. RODRIGUEZ    | 23.707 |
| 29 | 43 H. KHOURI       | 23.954 |

**SEG. 4**

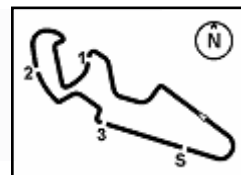
|    |                    |        |
|----|--------------------|--------|
| 1  | 72 V. STEEMAN      | 32.275 |
| 2  | 28 L. LEHMANN      | 32.445 |
| 3  | 26 M. GENNAI       | 32.490 |
| 4  | 58 I. IGLESIAS     | 32.509 |
| 5  | 91 M. VANNUCCI     | 32.520 |
| 6  | 93 M. GAGGI        | 32.526 |
| 7  | 61 Y. OKAYA        | 32.554 |
| 8  | 47 F. SEABRIGHT    | 32.575 |
| 9  | 53 P. SVOBODA      | 32.594 |
| 10 | 2 I. GARCIA ABELLA | 32.594 |
| 11 | 60 D. GEIGER       | 32.604 |
| 12 | 64 H. DE CANCELLIS | 32.624 |
| 13 | 14 A. MILLAN       | 32.641 |
| 14 | 19 V. RODRIGUEZ    | 32.668 |
| 15 | 8 B. IERACI        | 32.683 |
| 16 | 87 T. KAWAKAMI     | 32.704 |
| 17 | 77 R. BIJMAN       | 32.747 |
| 18 | 46 S. DI SORA      | 32.784 |
| 19 | 27 A. DIAZ         | 32.795 |
| 20 | 85 K. SABATUCCI    | 32.797 |
| 21 | 41 M. GARCIA       | 32.801 |
| 22 | 80 G. MASTROLUCCA  | 32.820 |
| 23 | 23 S. MARKARIAN    | 32.841 |
| 24 | 12 H. MAIER        | 32.961 |
| 25 | 35 Y. SAIZ MARQUEZ | 33.089 |
| 26 | 88 D. MOGEDA       | 33.113 |
| 27 | 34 G. HUDOVERNIK   | 33.331 |
| 28 | 18 I. OFFER        | 33.993 |
| 29 | 43 H. KHOURI       | 34.765 |

09/04/2022

These data/results cannot be reproduced, stored and/or transmitted in whole or in part by any manner of electronic, mechanical, photocopying, recording, broadcasting or otherwise now known or herein after developed without the previous express consent by the copyright owner, except for reproduction in daily press and regular printed publications on sale to the public within 60 days of the event related to those data/results and always provided that copyright symbol appears together as follows below.

© DORNA WSBK ORGANIZATION Srl 2022





MotorLand Aragon 5.077 m

**Pirelli Aragon Round, 8-10 April 2022**  
**Chronological Analysis Race 1**

Start at 12:41'21.786

1 / 4

| 1° 41 M. GARCIA (2'06.263) |               |               |               |               |                 |              |              |
|----------------------------|---------------|---------------|---------------|---------------|-----------------|--------------|--------------|
| Lap                        | Seg1          | Seg2          | Seg3          | Seg4          | Lap Time        | km/h         | Local Time   |
| 1                          |               | 35.253        | 23.647        | 32.996        | 2'09.709        | 205,7        | 12:43'31.495 |
| 2                          | 35.731        | <b>35.018</b> | 22.773        | 33.042        | 2'06.564        | 202,6        | 12:45'38.059 |
| 3                          | 35.855        | 35.065        | 22.762        | 32.922        | 2'06.604        | 204,2        | 12:47'44.663 |
| 4                          | <b>35.596</b> | 35.036        | <b>22.731</b> | 32.900        | <b>2'06.263</b> | 204,2        | 12:49'50.926 |
| 5                          | 35.979        | 35.204        | 22.858        | 32.976        | 2'07.017        | 204,2        | 12:51'57.943 |
| 6                          | 35.831        | 35.148        | 22.814        | 32.825        | 2'06.618        | 204,9        | 12:54'04.561 |
| 7                          | 35.893        | 35.172        | 23.014        | 32.814        | 2'06.893        | 206,9        | 12:56'11.454 |
| 8                          | 35.818        | 35.141        | 22.936        | 32.862        | 2'06.757        | 205,7        | 12:58'18.211 |
| 9                          | 35.858        | 35.376        | 23.012        | <b>32.801</b> | 2'07.047        | <b>207,3</b> | 13:00'25.258 |
| 10                         | 36.137        | 35.403        | 22.974        | 33.027        | 2'07.541        | 203,8        | 13:02'32.799 |
| 11                         | 35.917        | 35.228        | 22.938        | 32.997        | 2'07.080        | 204,5        | 13:04'39.879 |
| 12                         | 36.097        | 35.454        | 23.141        | 33.700        | 2'08.392        | 204,9        | 13:06'48.271 |
| Race Time 25'26.485        |               |               |               |               |                 |              |              |

| 2° 26 M. GENNAI (2'06.453) |               |               |               |               |                 |              |              |
|----------------------------|---------------|---------------|---------------|---------------|-----------------|--------------|--------------|
| Lap                        | Seg1          | Seg2          | Seg3          | Seg4          | Lap Time        | km/h         | Local Time   |
| 1                          |               | 35.690        | 23.179        | 32.551        | 2'11.961        | 210,1        | 12:43'33.747 |
| 2                          | 36.155        | 35.994        | 23.334        | 33.082        | 2'08.565        | 202,6        | 12:45'42.312 |
| 3                          | 36.001        | 35.098        | 23.378        | <b>32.490</b> | 2'06.967        | 210,5        | 12:47'49.279 |
| 4                          | 36.332        | 34.935        | 23.156        | 32.541        | 2'06.964        | 208,9        | 12:49'56.243 |
| 5                          | 35.729        | <b>34.879</b> | 23.439        | 32.792        | 2'06.839        | 209,3        | 12:52'03.082 |
| 6                          | 35.862        | 35.160        | 23.177        | 32.500        | 2'06.699        | 210,1        | 12:54'09.781 |
| 7                          | <b>35.604</b> | 35.103        | 23.218        | 32.528        | <b>2'06.453</b> | 209,3        | 12:56'16.234 |
| 8                          | 36.039        | 35.064        | 23.369        | 32.683        | 2'07.155        | 210,9        | 12:58'23.389 |
| 9                          | 36.142        | 35.815        | 23.807        | 32.898        | 2'08.662        | 210,9        | 13:00'32.051 |
| 10                         | 36.453        | 35.668        | <b>23.068</b> | 33.321        | 2'08.510        | 204,9        | 13:02'40.561 |
| 11                         | 36.324        | 36.242        | 23.332        | 33.071        | 2'08.969        | <b>211,4</b> | 13:04'49.530 |
| 12                         | 36.136        | 36.301        | 23.490        | 33.332        | 2'09.259        | 207,7        | 13:06'58.789 |
| Race Time 25'37.003        |               |               |               |               |                 |              |              |

| 3° 58 I. IGLESIAS (2'06.471) |               |               |               |               |                 |              |              |
|------------------------------|---------------|---------------|---------------|---------------|-----------------|--------------|--------------|
| Lap                          | Seg1          | Seg2          | Seg3          | Seg4          | Lap Time        | km/h         | Local Time   |
| 1                            |               | 35.198        | 23.628        | 32.896        | 2'09.786        | 209,3        | 12:43'31.572 |
| 2                            | 36.022        | 35.148        | 22.958        | 32.936        | 2'07.064        | 204,5        | 12:45'38.636 |
| 3                            | 35.683        | <b>35.090</b> | 23.035        | 32.663        | <b>2'06.471</b> | 208,9        | 12:47'45.107 |
| 4                            | <b>35.650</b> | 38.195        | 23.008        | 32.911        | 2'09.764        | 206,9        | 12:49'54.871 |
| 5                            | 35.927        | 35.140        | 23.112        | 32.935        | 2'07.114        | 210,9        | 12:52'01.985 |
| 6                            | 35.834        | 35.231        | <b>22.952</b> | 32.909        | 2'06.926        | 206,1        | 12:54'08.911 |
| 7                            | 36.012        | 35.336        | 23.320        | <b>32.509</b> | 2'07.177        | <b>214,3</b> | 12:56'16.088 |
| 8                            | 36.021        | 35.250        | 23.508        | 32.659        | 2'07.438        | 213,0        | 12:58'23.526 |
| 9                            | 36.399        | 35.416        | 23.335        | 33.062        | 2'08.212        | 210,5        | 13:00'31.738 |
| 10                           | 36.643        | 35.714        | 23.368        | 33.205        | 2'08.930        | 208,1        | 13:02'40.668 |
| 11                           | 35.962        | 35.917        | 23.424        | 33.515        | 2'08.818        | 203,4        | 13:04'49.486 |
| 12                           | 36.303        | 36.095        | 23.251        | 32.998        | 2'08.647        | 207,3        | 13:06'58.133 |
| Race Time 25'36.347          |               |               |               |               |                 |              |              |

| 4° 27 A. DIAZ (2'06.504) |               |               |               |               |                 |              |              |
|--------------------------|---------------|---------------|---------------|---------------|-----------------|--------------|--------------|
| Lap                      | Seg1          | Seg2          | Seg3          | Seg4          | Lap Time        | km/h         | Local Time   |
| 1                        |               | 35.486        | 23.400        | 33.200        | 2'09.479        | 200,7        | 12:43'31.265 |
| 2                        | 36.087        | 35.156        | 22.916        | 33.085        | 2'07.244        | 200,7        | 12:45'38.509 |
| 3                        | 35.871        | <b>35.051</b> | <b>22.787</b> | <b>32.795</b> | <b>2'06.504</b> | 204,2        | 12:47'45.013 |
| 4                        | <b>35.811</b> | 35.291        | 22.885        | 33.113        | 2'07.100        | 201,5        | 12:49'52.113 |
| 5                        | 36.007        | 35.382        | 22.957        | 33.146        | 2'07.492        | 201,5        | 12:51'59.605 |
| 6                        | 36.172        | 35.264        | 22.893        | 33.032        | 2'07.361        | 202,6        | 12:54'06.966 |
| 7                        | 36.055        | 35.391        | 22.930        | 33.212        | 2'07.588        | <b>205,3</b> | 12:56'14.554 |
| 8                        | 36.054        | 35.259        | 22.977        | 33.030        | 2'07.320        | 203,4        | 12:58'21.874 |
| 9                        | 36.167        | 35.436        | 22.996        | 32.977        | 2'07.576        | 204,9        | 13:00'29.450 |
| 10                       | 36.038        | 35.414        | 22.971        | 33.182        | 2'07.605        | 201,9        | 13:02'37.055 |
| 11                       | 35.873        | 35.429        | 23.186        | 33.165        | 2'07.653        | 202,2        | 13:04'44.708 |
| 12                       | 36.100        | 35.498        | 23.151        | 33.293        | 2'08.042        | 202,6        | 13:06'52.750 |
| Race Time 25'30.964      |               |               |               |               |                 |              |              |

| 5° 60 D. GEIGER (2'06.569) |      |      |      |      |          |      |            |
|----------------------------|------|------|------|------|----------|------|------------|
| Lap                        | Seg1 | Seg2 | Seg3 | Seg4 | Lap Time | km/h | Local Time |
| 1                          |      |      |      |      |          |      |            |
| 2                          |      |      |      |      |          |      |            |
| 3                          |      |      |      |      |          |      |            |
| 4                          |      |      |      |      |          |      |            |
| 5                          |      |      |      |      |          |      |            |
| 6                          |      |      |      |      |          |      |            |
| 7                          |      |      |      |      |          |      |            |
| 8                          |      |      |      |      |          |      |            |
| 9                          |      |      |      |      |          |      |            |
| 10                         |      |      |      |      |          |      |            |
| 11                         |      |      |      |      |          |      |            |
| 12                         |      |      |      |      |          |      |            |

|                     |               |  |  |  |  |  |  |
|---------------------|---------------|--|--|--|--|--|--|
| 1                   |               |  |  |  |  |  |  |
| 2                   | 35.904        |  |  |  |  |  |  |
| 3                   | 35.819        |  |  |  |  |  |  |
| 4                   | 35.859        |  |  |  |  |  |  |
| 5                   | 35.719        |  |  |  |  |  |  |
| 6                   | 36.131        |  |  |  |  |  |  |
| 7                   | 36.236        |  |  |  |  |  |  |
| 8                   | 36.280        |  |  |  |  |  |  |
| 9                   | 36.292        |  |  |  |  |  |  |
| 10                  | 36.314        |  |  |  |  |  |  |
| 11                  | <b>35.599</b> |  |  |  |  |  |  |
| 12                  | 35.808        |  |  |  |  |  |  |
| Race Time 25'41.965 |               |  |  |  |  |  |  |

| 6° 85 K. SABATUCCI (2'06.569) |               |               |               |               |                 |              |              |
|-------------------------------|---------------|---------------|---------------|---------------|-----------------|--------------|--------------|
| Lap                           | Seg1          | Seg2          | Seg3          | Seg4          | Lap Time        | km/h         | Local Time   |
| 1                             |               | 35.529        | 23.288        | 33.083        | 2'11.429        | 206,1        | 12:43'33.215 |
| 2                             | 36.024        | 36.432        | 23.267        | 33.457        | 2'09.180        | 201,1        | 12:45'42.395 |
| 3                             | 37.053        | 35.466        | 22.906        | 33.219        | 2'08.644        | 205,7        | 12:47'51.039 |
| 4                             | 36.054        | 35.124        | <b>22.762</b> | 32.855        | 2'06.795        | 208,1        | 12:49'57.834 |
| 5                             | <b>35.700</b> | <b>35.028</b> | 23.018        | 32.823        | <b>2'06.569</b> | 208,1        | 12:52'04.403 |
| 6                             | 35.926        | 35.082        | 23.099        | 33.290        | 2'07.397        | 204,2        | 12:54'11.800 |
| 7                             | 36.553        | 35.519        | 23.310        | 33.169        | 2'08.551        | 210,5        | 12:56'20.351 |
| 8                             | 36.213        | 35.903        | 23.527        | 33.015        | 2'08.658        | 211,4        | 12:58'29.009 |
| 9                             | 36.414        | 35.737        | 23.290        | 33.305        | 2'08.746        | 208,1        | 13:00'37.755 |
| 10                            | 38.141        | 35.803        | 23.006        | 33.412        | 2'10.362        | 203,8        | 13:02'48.117 |
| 11                            | 35.877        | 35.438        | 23.233        | <b>32.797</b> | 2'07.345        | <b>213,0</b> | 13:04'55.462 |
| 12                            | 36.511        | 35.214        | 23.282        | 33.169        | 2'08.176        | 210,9        | 13:07'03.638 |
| Race Time 25'41.852           |               |               |               |               |                 |              |              |

| 7° 28 L. LEHMANN (2'06.593) |               |               |               |               |                 |              |              |
|-----------------------------|---------------|---------------|---------------|---------------|-----------------|--------------|--------------|
| Lap                         | Seg1          | Seg2          | Seg3          | Seg4          | Lap Time        | km/h         | Local Time   |
| 1                           |               | 35.750        | 23.204        | <b>32.445</b> | 2'11.546        | 213,0        | 12:43'33.332 |
| 2                           | 36.191        | 35.729        | 23.167        | 32.725        | 2'07.812        | 209,7        | 12:45'41.144 |
| 3                           | 36.094        | 35.163        | 23.001        | 33.007        | 2'07.265        | 203,0        | 12:47'48.409 |
| 4                           | 35.705        | 35.693        | <b>22.987</b> | 32.756        | 2'07.141        | 203,4        | 12:49'55.550 |
| 5                           | 35.698        | 35.287        | 23.005        | 32.603        | <b>2'06.593</b> | 210,1        | 12:52'02.143 |
| 6                           | 36.043        | <b>35.125</b> | 23.176        | 32.885        | 2'07.229        | 211,4        | 12:54'09.372 |
| 7                           | <b>35.671</b> | 35.284        | 23.170        | 32.553        | 2'06.678        | 214,7        | 12:56'16.050 |
| 8                           | 35.870        | 35.303        | 23.387        | 32.626        | 2'07.186        | 214,7        | 12:58'23.236 |
| 9                           | 36.933        | 35.590        | 23.574        | 32.752        | 2'08.849        | <b>218,2</b> | 13:00'32.085 |
| 10                          | 36.718        | 35.502        | 23.341        | 33.105        | 2'08.666        | 204,2        | 13:02'40.751 |
| 11                          | 35.703        | 36.232        | 23.154        | 33.506        | 2'08.595        | 203,0        | 13:04'49.346 |
| 12                          | 35.937        | 35.883        | 23.304        | 33.037        | 2'08.161        | 208,1        | 13:06'57.507 |
| Race Time 25'35.721         |               |               |               |               |                 |              |              |

| 8° 21 I. GARCIA ABELLA (2'06.624) |               |               |               |               |                 |              |              |
|-----------------------------------|---------------|---------------|---------------|---------------|-----------------|--------------|--------------|
| Lap                               | Seg1          | Seg2          | Seg3          | Seg4          | Lap Time        | km/h         | Local Time   |
| 1                                 |               | 35.753        | 23.204        | 32.670        | 2'11.889        | 213,0        | 12:43'33.675 |
| 2                                 | 36.049        | 36.084        | 23.660        | 32.988        | 2'08.781        | 209,7        | 12:45'42.456 |
| 3                                 | <b>35.503</b> | 35.291        | 23.199        | 32.631        | <b>2'06.624</b> | 209,7        | 12:47'49.080 |
| 4                                 | 35.921        | 35.220        | <b>22.933</b> | 32.840        | 2'06.914        | 205,7        | 12:49'55.994 |
| 5                                 | 35.719        | 35.157        | 23.244        | 32.932        | 2'07.052        | 205,7        | 12:52'03.046 |
| 6                                 | 36.030        | <b>35.078</b> | 22.999        | <b>32.594</b> | 2'06.701        | 210,5        | 12:54'09.747 |
| 7                                 | 35.748        | 35.436        | 23.125        | 32.718        | 2'07.027        | 213,0        | 12:56'16.774 |
| 8                                 | 35.599        | 35.427        | 23.371        | 32.597        | 2'06.994        | 214,7        | 12:58'23.768 |
| 9                                 | 36.528        | 35.523        | 23.606        | 32.731        | 2'08.388        | <b>215,1</b> | 13:00'32.156 |
| 10                                | 36.789        | 35.491        | 23.692        | 32.979        | 2'08.951        | 210,1        | 13:02'41.107 |
| 11                                | 36.414        | 35.903        | 23.426        | 32.706        | 2'08.449        | 213,0        | 13:04'49.556 |
| 12                                | 36.413        | 36.053        | 23.893        | 33.027        | 2'09.386        | 208,5        | 13:06'58.942 |
| Race Time 25'37.156               |               |               |               |               |                 |              |              |

| 9° 61 Y. OKAYA (2'06.647) |        |               |        |        |          |       |              |
|---------------------------|--------|---------------|--------|--------|----------|-------|--------------|
| Lap                       | Seg1   | Seg2          | Seg3   | Seg4   | Lap Time | km/h  | Local Time   |
| 1                         |        | 35.466        | 23.645 | 32.751 | 2'09.835 | 210,5 | 12:43'31.621 |
| 2                         | 36.161 | <b>35.069</b> | 23.051 | 32.898 | 2'07.179 | 207,7 | 12:45'38.800 |

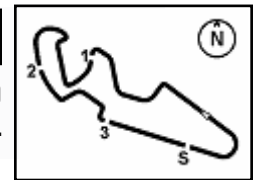
09/04/2022

P = Pits In/Out - C = Lap Time Cancelled

These data/results cannot be reproduced, stored and/or transmitted in whole or in part by any manner of electronic, mechanical, photocopying, recording, broadcasting or otherwise now known or herein after developed without the previous express consent by the copyright owner, except for reproduction in daily press and regular printed publications on sale to the public within 60 days of the event related to those data/results and always provided that copyright symbol appears together as follows below.

© DORNA WSBK ORGANIZATION Srl 2022





## Pirelli Aragon Round, 8-10 April 2022 Chronological Analysis Race 1

MotorLand Aragon 5.077 m

Start at 12:41'21.786

2 / 4

|    |               |        |               |               |                 |              |              |    |        |        |        |               |          |              |              |
|----|---------------|--------|---------------|---------------|-----------------|--------------|--------------|----|--------|--------|--------|---------------|----------|--------------|--------------|
| 3  | <b>35.783</b> | 35.143 | 22.987        | 32.734        | <b>2'06.647</b> | 209,7        | 12:47'45.447 | 10 | 36.556 | 35.504 | 23.653 | <b>32.520</b> | 2'08.233 | <b>214,7</b> | 13:02'40.883 |
| 4  | 35.820        | 35.325 | <b>22.984</b> | 33.167        | 2'07.296        | 203,0        | 12:49'52.743 | 11 | 36.446 | 35.838 | 23.572 | 32.865        | 2'08.721 | 213,4        | 13:04'49.604 |
| 5  | 36.227        | 35.563 | 23.083        | 33.211        | 2'08.084        | 202,6        | 12:52'00.827 | 12 | 37.403 | 35.193 | 23.448 | 33.073        | 2'09.117 | 211,4        | 13:06'58.721 |
| 6  | 36.163        | 35.274 | 23.012        | 32.913        | 2'07.362        | 205,7        | 12:54'08.189 |    |        |        |        |               |          |              |              |
| 7  | 36.233        | 35.372 | 23.214        | 32.916        | 2'07.735        | 211,4        | 12:56'15.924 |    |        |        |        |               |          |              |              |
| 8  | 36.300        | 35.318 | 23.530        | <b>32.554</b> | 2'07.702        | 213,4        | 12:58'23.626 |    |        |        |        |               |          |              |              |
| 9  | 36.183        | 35.591 | 23.152        | 33.311        | 2'08.237        | 205,3        | 13:00'31.863 |    |        |        |        |               |          |              |              |
| 10 | 36.997        | 35.620 | 23.393        | 32.933        | 2'08.943        | 213,0        | 13:02'40.806 |    |        |        |        |               |          |              |              |
| 11 | 36.188        | 36.025 | 23.621        | 32.818        | 2'08.652        | <b>214,3</b> | 13:04'49.458 |    |        |        |        |               |          |              |              |
| 12 | 36.493        | 35.770 | 23.082        | 32.856        | 2'08.201        | 208,9        | 13:06'57.659 |    |        |        |        |               |          |              |              |

Race Time 25'36.935

| 14° |               | 72 V. STEEMAN (2'06.857) |               |               |                 |              |              |
|-----|---------------|--------------------------|---------------|---------------|-----------------|--------------|--------------|
| Lap | Seg1          | Seg2                     | Seg3          | Seg4          | Lap Time        | km/h         | Local Time   |
| 1   |               | 35.329                   | 24.155        | 33.301        | 2'10.557        | 204,5        | 12:43'32.343 |
| 2   | 36.462        | 35.724                   | 22.940        | 33.308        | 2'08.434        | 200,7        | 12:45'40.777 |
| 3   | 35.752        | <b>34.980</b>            | 23.059        | 33.066        | <b>2'06.857</b> | 206,5        | 12:47'47.634 |
| 4   | 35.925        | 35.322                   | 22.973        | 32.965        | 2'07.185        | 203,4        | 12:49'54.819 |
| 5   | <b>35.741</b> | 35.218                   | 23.410        | 32.680        | 2'07.049        | 211,4        | 12:52'01.868 |
| 6   | 36.211        | 35.240                   | 23.362        | <b>32.275</b> | <b>2'07.088</b> | <b>215,1</b> | 12:54'08.956 |
| 7   | 36.089        | 35.109                   | 23.100        | 32.598        | 2'06.896        | 214,7        | 12:56'15.852 |
| 8   | 35.965        | 35.379                   | 23.281        | 32.776        | 2'07.401        | 211,4        | 12:58'23.253 |
| 9   | 36.884        | 35.411                   | 23.357        | 32.964        | 2'08.616        | 209,3        | 13:00'31.869 |
| 10  | 36.858        | 35.395                   | <b>22.923</b> | 33.328        | 2'08.504        | 203,4        | 13:02'40.373 |
| 11  | 36.459        | 35.835                   | 23.710        | 32.875        | 2'08.879        | 210,5        | 13:04'49.252 |
| 12  | 36.178        | 35.644                   | 23.097        | 33.381        | 2'08.300        | 203,0        | 13:06'57.552 |

Race Time 25'35.766

| 15° |               | 14 A. MILLAN (2'06.886) |               |               |                 |              |              |
|-----|---------------|-------------------------|---------------|---------------|-----------------|--------------|--------------|
| Lap | Seg1          | Seg2                    | Seg3          | Seg4          | Lap Time        | km/h         | Local Time   |
| 1   |               | 35.888                  | 23.508        | 32.894        | 2'12.907        | 211,4        | 12:43'34.693 |
| 2   | 35.857        | 35.294                  | 23.250        | 33.268        | 2'07.669        | 201,5        | 12:45'42.362 |
| 3   | <b>35.780</b> | 35.130                  | 23.335        | <b>32.641</b> | <b>2'06.886</b> | <b>213,4</b> | 12:47'49.248 |
| 4   | 35.913        | 35.245                  | 23.091        | 32.691        | 2'06.940        | 206,9        | 12:49'56.188 |
| 5   | 36.720        | 37.344                  | <b>23.007</b> | 33.196        | 2'10.267        | 206,5        | 12:52'06.455 |
| 6   | 35.823        | <b>35.067</b>           | 23.159        | 32.847        | 2'06.896        | 206,9        | 12:54'13.351 |
| 7   | 36.002        | 35.201                  | 23.597        | 32.713        | 2'07.513        | 211,4        | 12:56'20.864 |
| 8   | 36.357        | 35.810                  | 23.408        | 32.877        | 2'08.452        | 210,1        | 12:58'29.316 |
| 9   | 36.478        | 35.694                  | 23.531        | 33.189        | 2'08.892        | 210,5        | 13:00'38.208 |
| 10  | 36.471        | 35.784                  | 23.318        | 33.187        | 2'08.760        | 207,7        | 13:02'46.968 |
| 11  | 36.716        | 35.554                  | 23.258        | 32.934        | 2'08.462        | 210,9        | 13:04'55.430 |
| 12  | 36.240        | 35.321                  | 23.590        | 33.136        | 2'08.287        | 211,8        | 13:07'03.717 |

Race Time 25'41.931

| 16° |               | 46 S. DI SORA (2'07.008) |               |               |                 |              |              |
|-----|---------------|--------------------------|---------------|---------------|-----------------|--------------|--------------|
| Lap | Seg1          | Seg2                     | Seg3          | Seg4          | Lap Time        | km/h         | Local Time   |
| 1   |               | 35.448                   | 23.540        | 32.904        | 2'10.816        | 210,1        | 12:43'32.602 |
| 2   | 36.357        | 35.678                   | 23.315        | 33.277        | 2'08.627        | 196,4        | 12:45'41.229 |
| 3   | 36.452        | <b>35.062</b>            | 23.471        | 32.947        | 2'07.932        | 205,3        | 12:47'49.161 |
| 4   | <b>35.778</b> | 35.311                   | 23.107        | 32.812        | <b>2'07.008</b> | 203,8        | 12:49'56.169 |
| 5   | 36.001        | 37.850                   | <b>23.089</b> | 33.189        | 2'10.129        | 204,2        | 12:52'06.298 |
| 6   | 35.841        | 35.080                   | 23.121        | 32.972        | 2'07.014        | 206,9        | 12:54'13.312 |
| 7   | 35.946        | 35.228                   | 23.551        | <b>32.784</b> | 2'07.509        | 212,2        | 12:56'20.821 |
| 8   | 36.313        | 35.573                   | 23.650        | 32.915        | 2'08.451        | 210,5        | 12:58'29.272 |
| 9   | 36.451        | 35.527                   | 23.532        | 33.207        | 2'08.717        | 212,6        | 13:00'37.989 |
| 10  | 36.470        | 35.936                   | 23.260        | 33.152        | 2'08.818        | 206,5        | 13:02'46.807 |
| 11  | 36.780        | 35.549                   | 23.268        | 33.074        | 2'08.671        | 209,3        | 13:04'55.478 |
| 12  | 36.608        | 35.419                   | 23.252        | 32.820        | 2'08.099        | <b>215,6</b> | 13:07'03.577 |

Race Time 25'41.791

| 17° |               | 47 F. SEABRIGHT (2'07.021) |               |               |                 |              |              |
|-----|---------------|----------------------------|---------------|---------------|-----------------|--------------|--------------|
| Lap | Seg1          | Seg2                       | Seg3          | Seg4          | Lap Time        | km/h         | Local Time   |
| 1   |               | 36.196                     | 23.882        | <b>32.575</b> | 2'13.627        | <b>212,2</b> | 12:43'35.413 |
| 2   | 35.946        | 35.555                     | 23.471        | 32.915        | 2'07.887        | 205,7        | 12:45'43.300 |
| 3   | 36.161        | 35.491                     | 23.059        | 33.043        | 2'07.754        | 208,1        | 12:47'51.054 |
| 4   | 35.926        | 35.277                     | 23.090        | 33.152        | 2'07.445        | 205,7        | 12:49'58.499 |
| 5   | <b>35.780</b> | <b>35.144</b>              | <b>23.051</b> | 33.046        | <b>2'07.021</b> | 205,3        | 12:52'05.520 |
| 6   | 36.003        | 35.408                     | 23.169        | 35.637        | 2'10.217        | 205,3        | 12:54'15.737 |
| 7   | 37.159        | 35.614                     | 23.278        | 33.269        | 2'09.320        | 208,1        | 12:56'25.057 |
| 8   | 36.722        | 36.023                     | 23.431        | 33.732        | 2'09.908        | 197,8        | 12:58'34.965 |
| 9   | 36.697        | 35.710                     | 23.246        | 33.867        | 2'09.520        | 199,6        | 13:00'44.485 |
| 10  | 36.816        | 35.791                     | 23.534        | 33.334        | 2'09.475        | 204,5        | 13:02'53.960 |
| 11  | 36.271        | 35.702                     | 23.412        | 33.344        | 2'08.729        | 203,8        | 13:05'02.689 |

| RET |               | 80 G. MASTROLUCA (2'06.661) |               |               |                 |              |              |
|-----|---------------|-----------------------------|---------------|---------------|-----------------|--------------|--------------|
| Lap | Seg1          | Seg2                        | Seg3          | Seg4          | Lap Time        | km/h         | Local Time   |
| 1   |               | 35.872                      | 23.257        | 33.055        | 2'12.933        | <b>212,6</b> | 12:43'34.719 |
| 2   | 36.169        | 35.163                      | 23.954        | 33.397        | 2'08.683        | 208,1        | 12:45'43.402 |
| 3   | 36.386        | 35.359                      | 23.098        | <b>32.820</b> | 2'07.663        | 211,4        | 12:47'51.065 |
| 4   | <b>35.684</b> | 35.176                      | <b>22.886</b> | 32.915        | <b>2'06.661</b> | 204,2        | 12:49'57.726 |
| 5   | 36.128        | 35.226                      | 22.919        | 32.995        | 2'07.268        | 205,7        | 12:52'04.994 |
| 6   | 36.079        | <b>35.106</b>               | 22.943        | 32.830        | 2'06.958        | 208,1        | 12:54'11.952 |
| 7   | 36.142        | 35.523                      | 23.875        | 33.204        | 2'08.744        | 211,8        | 12:56'20.696 |

Race Time 14'58.910

| 11° |               | 8 B. IERACI (2'06.728) |               |               |                 |              |              |
|-----|---------------|------------------------|---------------|---------------|-----------------|--------------|--------------|
| Lap | Seg1          | Seg2                   | Seg3          | Seg4          | Lap Time        | km/h         | Local Time   |
| 1   |               | 35.540                 | 23.932        | 32.938        | 2'11.696        | 209,3        | 12:43'33.482 |
| 2   | 36.141        | 35.562                 | 22.975        | 32.942        | 2'07.620        | 205,3        | 12:45'41.102 |
| 3   | 36.017        | 35.286                 | 23.106        | 32.847        | 2'07.256        | 206,5        | 12:47'48.358 |
| 4   | 35.630        | 35.261                 | 22.920        | 32.940        | 2'06.751        | 204,5        | 12:49'55.109 |
| 5   | <b>35.580</b> | <b>35.099</b>          | 22.968        | 33.081        | <b>2'06.728</b> | 206,5        | 12:52'01.837 |
| 6   | 35.880        | 35.341                 | 23.124        | <b>32.683</b> | 2'07.028        | 210,1        | 12:54'08.865 |
| 7   | 35.757        | 35.178                 | <b>22.889</b> | 33.159        | 2'06.983        | 206,5        | 12:56'15.848 |
| 8   | 35.801        | 35.376                 | 23.195        | 33.073        | 2'07.445        | 204,9        | 12:58'23.293 |
| 9   | 36.383        | 35.694                 | 23.633        | 32.981        | 2'08.691        | <b>214,3</b> | 13:00'31.984 |
| 10  | 36.197        | 36.228                 | 23.576        | 32.813        | 2'08.814        | 213,9        | 13:02'40.798 |
| 11  | 36.289        | 35.843                 | 23.191        | 33.264        | 2'08.587        | 204,9        | 13:04'49.385 |
| 12  | 36.145        | 36.504                 | 23.746        | 33.014        | 2'09.409        | 210,9        | 13:06'58.794 |

Race Time 25'37.008

| 12° |               | 93 M. GAGGI (2'06.788) |               |               |                 |              |              |
|-----|---------------|------------------------|---------------|---------------|-----------------|--------------|--------------|
| Lap | Seg1          | Seg2                   | Seg3          | Seg4          | Lap Time        | km/h         | Local Time   |
| 1   |               | 35.314                 | 23.641        | 32.974        | 2'10.227        | 204,2        | 12:43'32.013 |
| 2   | 36.087        | 35.201                 | 23.312        | 33.158        | 2'07.758        | 202,2        | 12:45'39.771 |
| 3   | 35.911        | 35.197                 | <b>22.898</b> | 32.782        | <b>2'06.788</b> | 206,9        | 12:47'46.559 |
| 4   | 35.882        | 35.466                 | 23.143        | 32.853        | 2'07.344        | 203,8        | 12:49'53.903 |
| 5   | 36.169        | 35.483                 | 22.957        | 33.157        | 2'07.766        | 204,2        | 12:52'01.669 |
| 6   | 36.273        | 35.428                 | 23.404        | 32.614        | 2'07.719        | 210,5        | 12:54'09.388 |
| 7   | 35.791        | 35.643                 | 23.418        | 32.725        | 2'07.577        | 210,1        | 12:56'16.965 |
| 8   | <b>35.706</b> | <b>35.139</b>          | 23.490        | <b>32.526</b> | 2'06.861        | 214,7        | 12:58'23.826 |
| 9   | 36.628        | 35.426                 | 23.946        | 32.677        | 2'08.677        | 208,9        | 13:00'32.503 |
| 10  | 36.535        | 35.830                 | 23.614        | 32.677        | 2'08.656        | 210,1        | 13:02'41.159 |
| 11  | 36.270        | 36.028                 | 23.519        | 32.662        | 2'08.479        | <b>215,6</b> | 13:04'49.638 |
| 12  | 37.050        | 35.475                 | 23.861        | 32.769        | 2'09.155        | 207,3        | 13:06'58.793 |

Race Time 25'37.007

| 13° |               | 91 M. VANNUCCI (2'06.816) |               |        |                 |       |              |
|-----|---------------|---------------------------|---------------|--------|-----------------|-------|--------------|
| Lap | Seg1          | Seg2                      | Seg3          | Seg4   | Lap Time        | km/h  | Local Time   |
| 1   |               | 35.306                    | 23.238        | 32.959 | 2'10.572        | 209,7 | 12:43'32.358 |
| 2   | 36.120        | <b>34.834</b>             | 23.029        | 33.247 | 2'07.230        | 200,0 | 12:45'39.588 |
| 3   | <b>35.839</b> | 35.050                    | 22.914        | 33.110 | 2'06.913        | 203,0 | 12:47'46.501 |
| 4   | 36.038        | 35.299                    | 22.909        | 33.136 | 2'07.382        | 200,7 | 12:49'53.883 |
| 5   | 35.926        | 35.085                    | 22.882        | 32.923 | <b>2'06.816</b> | 208,1 | 12:52'00.699 |
| 6   | 35.945        | 35.065                    | <b>22.877</b> | 32.977 | 2'06.864        | 203,8 | 12:54'07.563 |
| 7   | 36.168        | 35.339                    | 22.978        | 33.164 | 2'07.649        | 205,3 | 12:56'15.212 |
| 8   | 36.017        | 35.583                    | 23.232        | 33.590 | 2'08.422        | 201,1 | 12:58'23.634 |
| 9   | 36.933        | 35.525                    | 23.594        | 32.964 | 2'09.016        | 206,5 | 13:00'32.650 |

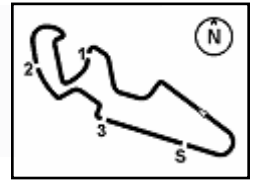
09/04/2022

P = Pits In/Out - C = Lap Time Cancelled

These data/results cannot be reproduced, stored and/or transmitted in whole or in part by any manner of electronic, mechanical, photocopying, recording, broadcasting or otherwise now known or herein after developed without the previous express consent by the copyright owner, except for reproduction in daily press and regular printed publications on sale to the public within 60 days of the event related to those data/results and always provided that copyright symbol appears together as follows below.

© DORNA WSBK ORGANIZATION Srl 2022





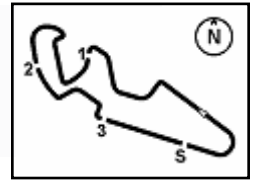
MotorLand Aragon 5.077 m

Pirelli Aragon Round, 8-10 April 2022  
Chronological Analysis Race 1

Start at 12:41'21.786

3 / 4

| Lap                                      | Seg1          | Seg2          | Seg3          | Seg4            | Lap Time        | km/h         | Local Time   |  |               |               |               |                 |                 |              |              |              |
|--|---------------|---------------|---------------|-----------------|-----------------|--------------|--------------|--|---------------|---------------|---------------|-----------------|-----------------|--------------|--------------|--------------|
| 12                                       | 36.391        | 35.702        | 23.357        | 33.493          | 2'08.943        | 199,6        | 13:07'11.632 | 2  | <b>35.743</b> | 35.707        | 23.535        | 33.153          | 2'08.138        | 205,7        | 12:45'43.439 |              |
|  |               |               |               |                 |                 |              |              | 3  | 36.441        | 35.614        | 23.379        | 32.599          | 2'08.033        | <b>213,0</b> | 12:47'51.472 |              |
|  |               |               |               |                 |                 |              |              | 4  | 35.915        | <b>35.329</b> | <b>23.139</b> | 33.459          | <b>2'07.842</b> | 201,1        | 12:49'59.314 |              |
|  |               |               |               |                 |                 |              |              | 5  | 36.399        | 35.669        | 23.149        | 33.254          | 2'08.471        | 204,9        | 12:52'07.785 |              |
|  |               |               |               |                 |                 |              |              | 6  | 36.249        | 35.562        | 23.200        | 33.096          | 2'08.107        | 204,2        | 12:54'15.892 |              |
|  |               |               |               |                 |                 |              |              | 7  | 36.450        | 35.834        | 23.234        | 33.658          | 2'09.176        | 203,8        | 12:56'25.068 |              |
|  |               |               |               |                 |                 |              |              | 8  | 36.986        | 35.812        | 23.854        | 33.243          | 2'09.895        | 204,9        | 12:58'34.963 |              |
|  |               |               |               |                 |                 |              |              | 9  | 36.410        | 35.917        | 23.834        | 33.118          | 2'09.279        | 212,2        | 13:00'44.242 |              |
|  |               |               |               |                 |                 |              |              | 10                                       | 36.791        | 35.932        | 23.464        | 33.129          | 2'09.316        | 203,4        | 13:02'53.558 |              |
|  |               |               |               |                 |                 |              |              | 11                                       | 36.420        | 35.920        | 23.268        | 33.397          | 2'09.005        | 202,2        | 13:05'02.563 |              |
|  |               |               |               |                 |                 |              |              | 12                                       | 36.373        | 35.770        | 23.259        | 33.656          | 2'09.058        | 200,7        | 13:07'11.621 |              |
|  |               |               |               |                 |                 |              |              | Race Time 25'49.846                      |               |               |               |                 |                 |              |              |              |
| <b>18° 87 T. KAWAKAMI [2'07.168]</b>     |               |               |               |                 |                 |              |              | <b>RET 23 S. MARKARIAN [2'08.509]</b>    |               |               |               |                 |                 |              |              |              |
| Lap                                      | Seg1          | Seg2          | Seg3          | Seg4            | Lap Time        | km/h         | Local Time   | Lap                                      | Seg1          | Seg2          | Seg3          | Seg4            | Lap Time        | km/h         | Local Time   |              |
| 1  |               | 35.901        | 23.256        | 32.791          | 2'10.931        | 211,8        | 12:43'32.717 | 1  |               |               | <b>23.235</b> | 32.992          | 2'12.688        | 208,1        | 12:43'34.474 |              |
| 2  | 36.304        | 36.502        | 23.014        | 32.740          | 2'08.560        | 206,5        | 12:45'41.277 | 2  | 36.546        | <b>35.151</b> | 23.598        | 33.301          | 2'08.596        | 203,8        | 12:45'43.070 |              |
| 3  | <b>36.157</b> | 35.107        | 24.406        | <b>32.704</b>   | 2'08.374        | 212,2        | 12:47'49.651 | 3  | 36.715        | 35.331        | 23.622        | <b>32.841</b>   | <b>2'08.509</b> | <b>212,2</b> | 12:47'51.579 |              |
| 4  | 36.322        | <b>34.942</b> | 23.200        | <b>2'07.168</b> | 206,9           | 12:49'56.819 |              | Race Time 25'49.835                      |               |               |               |                 |                 |              |              |              |
| 5  | 36.161        | 35.431        | <b>22.998</b> | 32.779          | 2'07.369        | 209,7        | 12:52'04.188 | <b>24° 35 Y. SAIZ MARQUEZ [2'08.832]</b> |               |               |               |                 |                 |              |              |              |
| 6  | 36.239        | 35.034        | 23.207        | 33.140          | 2'07.620        | 206,1        | 12:54'11.808 | Lap                                      | Seg1          | Seg2          | Seg3          | Seg4            | Lap Time        | km/h         | Local Time   |              |
| 7  | 36.769        | 35.346        | 23.750        | 32.814          | 2'08.679        | <b>215,1</b> | 12:56'20.487 | 1  |               |               | 36.381        | 23.802          | <b>33.089</b>   | 2'14.966     | <b>208,9</b> | 12:43'36.752 |
| 8  | 36.278        | 35.702        | 23.711        | 33.020          | 2'08.711        | 209,7        | 12:58'29.198 | 2  | 36.503        | 35.815        | 23.390        | 33.639          | 2'09.347        | 198,2        | 12:45'46.099 |              |
| 9  | 36.364        | 35.810        | 23.521        | 33.210          | 2'08.905        | 213,0        | 13:00'38.103 | 3  | <b>36.499</b> | <b>35.727</b> | 23.189        | 33.417          | <b>2'08.832</b> | 202,6        | 12:47'54.931 |              |
| 10                                       | 36.649        | 36.007        | 23.253        | 32.857          | 2'08.766        | 212,6        | 13:02'46.869 | 4  | 36.540        | 35.950        | <b>23.170</b> | 33.322          | 2'08.982        | 202,6        | 12:50'03.913 |              |
| 11                                       | 36.492        | 35.624        | 23.249        | 32.914          | 2'08.279        | 207,3        | 13:04'55.148 | 5  | 36.842        | 36.170        | 23.566        | 34.067          | 2'10.635        | 197,4        | 12:52'14.548 |              |
| 12                                       | 36.324        | 35.423        | 23.434        | 33.049          | 2'08.230        | 208,5        | 13:07'03.378 | 6  | 37.052        | 36.165        | 23.446        | 33.945          | 2'10.608        | 198,2        | 12:54'25.156 |              |
|  |               |               |               |                 |                 |              |              | 7  | 36.901        | 35.934        | 23.509        | 33.613          | 2'09.957        | 203,0        | 12:56'35.113 |              |
|  |               |               |               |                 |                 |              |              | 8  | 37.228        | 36.067        | 23.547        | 33.520          | 2'10.362        | 205,7        | 12:58'45.475 |              |
|  |               |               |               |                 |                 |              |              | 9  | 37.500        | 36.096        | 23.468        | 33.403          | 2'10.467        | 205,7        | 13:00'55.942 |              |
|  |               |               |               |                 |                 |              |              | 10                                       | 37.186        | 36.022        | 24.054        | 33.377          | 2'10.639        | 202,2        | 13:03'06.581 |              |
|  |               |               |               |                 |                 |              |              | 11                                       | 36.825        | 36.326        | 23.318        | 33.700          | 2'10.169        | 199,3        | 13:05'16.750 |              |
|  |               |               |               |                 |                 |              |              | 12                                       | 36.932        | 36.283        | 23.375        | 33.750          | 2'10.340        | 198,2        | 13:07'27.090 |              |
|  |               |               |               |                 |                 |              |              | Race Time 6'29.793                       |               |               |               |                 |                 |              |              |              |
| <b>19° 64 H. DE CANCELLIS [2'07.290]</b> |               |               |               |                 |                 |              |              | <b>25° 88 D. MOGEDA [2'08.948]</b>       |               |               |               |                 |                 |              |              |              |
| Lap                                      | Seg1          | Seg2          | Seg3          | Seg4            | Lap Time        | km/h         | Local Time   | Lap                                      | Seg1          | Seg2          | Seg3          | Seg4            | Lap Time        | km/h         | Local Time   |              |
| 1  |               | 35.494        | 23.440        | 32.921          | 2'10.354        | 209,3        | 12:43'32.140 | 1  |               |               | 36.338        | 23.871          | <b>33.113</b>   | 2'14.538     | <b>209,7</b> | 12:43'36.324 |
| 2  | 36.447        | 35.819        | 23.354        | 33.432          | 2'09.052        | 198,9        | 12:45'41.192 | 2  | <b>36.245</b> | 35.892        | 23.380        | 33.501          | 2'09.018        | 203,0        | 12:45'45.342 |              |
| 3  | 36.170        | <b>35.181</b> | 23.465        | 33.029          | 2'07.845        | 205,7        | 12:47'49.037 | 3  | 36.268        | <b>35.853</b> | 23.348        | 33.479          | <b>2'08.948</b> | 203,8        | 12:47'54.290 |              |
| 4  | 36.803        | 35.444        | 23.016        | <b>32.624</b>   | 2'07.887        | <b>212,2</b> | 12:49'56.924 | 4  | 36.438        | 36.238        | <b>23.342</b> | 33.577          | 2'09.595        | 201,9        | 12:50'03.885 |              |
| 5  | <b>35.767</b> | 35.383        | <b>22.972</b> | 33.168          | <b>2'07.290</b> | 202,2        | 12:52'04.214 | 5  | 37.040        | 36.091        | 23.811        | 33.656          | 2'10.598        | 203,4        | 12:52'14.483 |              |
| 6  | 35.876        | 35.286        | 22.973        | 33.354          | 2'07.489        | 203,4        | 12:54'11.703 | 6  | 36.988        | 36.237        | 23.902        | 33.483          | 2'10.610        | 204,9        | 12:54'25.093 |              |
| 7  | 36.492        | 35.544        | 23.264        | 33.278          | 2'08.578        | 205,3        | 12:56'20.281 | 7  | 36.701        | 36.067        | 23.405        | 33.682          | 2'09.855        | 203,0        | 12:56'34.948 |              |
| 8  | 36.336        | 35.720        | 23.310        | 33.293          | 2'08.659        | 203,0        | 12:58'28.940 | 8  | 37.138        | 36.186        | 23.494        | 33.686          | 2'10.504        | 201,5        | 12:58'45.452 |              |
| 9  | 36.245        | 35.855        | 23.213        | 33.357          | 2'08.670        | 204,5        | 13:00'37.610 | 9  | 37.276        | 36.118        | 23.525        | 33.529          | 2'10.448        | 203,0        | 13:00'55.900 |              |
| 10                                       | 36.702        | 35.966        | 23.172        | 33.315          | 2'09.155        | 203,0        | 13:02'46.765 | 10                                       | 36.931        | 36.186        | 23.951        | 33.536          | 2'10.604        | 200,0        | 13:03'06.504 |              |
| 11                                       | 36.430        | 35.747        | 23.108        | 33.174          | 2'08.459        | 203,8        | 13:04'55.224 | 11                                       | 37.007        | 36.325        | 23.593        | 33.499          | 2'10.424        | 203,0        | 13:05'16.928 |              |
| 12                                       | 35.936        | 35.597        | 23.186        | 33.387          | 2'08.106        | 203,0        | 13:07'03.330 | 12                                       | 36.895        | 36.307        | 23.533        | 33.353          | 2'10.088        | 203,8        | 13:07'27.016 |              |
|  |               |               |               |                 |                 |              |              | Race Time 25'41.544                      |               |               |               |                 |                 |              |              |              |
| <b>RET 77 R. BIJMAN [2'07.426]</b>       |               |               |               |                 |                 |              |              | <b>26° 34 G. HUDDOVERNIK [2'10.173]</b>  |               |               |               |                 |                 |              |              |              |
| Lap                                      | Seg1          | Seg2          | Seg3          | Seg4            | Lap Time        | km/h         | Local Time   | Lap                                      | Seg1          | Seg2          | Seg3          | Seg4            | Lap Time        | km/h         | Local Time   |              |
| 1  |               | 35.784        | 23.937        | <b>32.747</b>   | 2'11.287        | 207,3        | 12:43'33.073 | 1  |               |               | 36.428        | 23.820          | <b>33.331</b>   | 2'14.995     | <b>203,0</b> | 12:43'36.781 |
| 2  | 36.064        | 36.269        | 23.324        | 32.792          | 2'08.449        | 208,9        | 12:45'41.522 | 2  | <b>36.685</b> | <b>35.955</b> | 23.496        | 34.037          | <b>2'10.173</b> | 196,4        | 12:45'46.954 |              |
| 3  | 36.320        | 35.176        | 23.320        | 32.858          | 2'07.674        | 204,2        | 12:47'49.196 | 3  | 36.866        | 36.165        | <b>23.488</b> | 34.083          | 2'10.602        | 196,0        | 12:47'57.556 |              |
| 4  | 36.298        | 35.258        | 23.251        | 32.867          | 2'07.674        | 206,1        | 12:49'56.870 | 4  | 37.116        | 36.584        | 23.966        | 34.073          | 2'11.739        | 196,0        | 12:50'09.295 |              |
| 5  | <b>35.951</b> | 35.269        | <b>23.182</b> | 33.024          | <b>2'07.426</b> | 207,3        | 12:52'04.296 | 5  | 37.292        | 36.255        | 23.717        | 34.230          | 2'11.494        | 195,3        | 12:52'20.789 |              |
| 6  | 36.258        | <b>35.051</b> | 23.218        | 32.915          | 2'07.442        | <b>212,2</b> | 12:54'11.738 | 6  | 37.147        | 36.065        | 23.495        | 33.865          | 2'10.572        | 196,0        | 12:54'31.361 |              |
| 7  | 36.714        | 35.580        | 23.312        | 33.000          | 2'08.606        | 208,1        | 12:56'20.344 | 7  | 37.265        | 36.143        | 23.611        | 34.060          | 2'11.079        | 197,1        | 12:56'42.440 |              |
| 8  | 36.553        | 35.550        | 23.408        | 33.046          | 2'08.557        | 208,1        | 12:58'28.901 | 8  | 37.363        | 36.100        | 23.560        | 33.897          | 2'10.920        | 198,2        | 12:58'53.360 |              |
| 9  | 36.458        | 35.926        | 23.331        | 33.094          | 2'08.809        | 206,1        | 13:00'37.710 | 9  | 37.136        | 36.160        | 23.614        | 34.014          | 2'10.924        | 198,5        | 13:01'04.284 |              |
|  |               |               |               |                 |                 |              |              | 10                                       | 37.592        | 36.185        | 23.793        | 34.188          | 2'11.758        | 195,3        | 13:03'16.042 |              |
|  |               |               |               |                 |                 |              |              | 11                                       | 37.188        | 36.394        | 23.753        | 34.122          | 2'11.457        | 196,7        | 13:05'27.499 |              |
|  |               |               |               |                 |                 |              |              | 12                                       | 37.200        | 36.275        | 23.726        | 34.080          | 2'11.281        | 196,7        | 13:07'38.780 |              |
|  |               |               |               |                 |                 |              |              | Race Time 26'05.304                      |               |               |               |                 |                 |              |              |              |
| <b>21° 12 H. MAIER [2'07.832]</b>        |               |               |               |                 |                 |              |              | <b>22° 53 P. SVOBODA [2'07.842]</b>      |               |               |               |                 |                 |              |              |              |
| Lap                                      | Seg1          | Seg2          | Seg3          | Seg4            | Lap Time        | km/h         | Local Time   | Lap                                      | Seg1          | Seg2          | Seg3          | Seg4            | Lap Time        | km/h         | Local Time   |              |
| 1  |               | 35.397        | 23.574        | <b>32.961</b>   | 2'10.663        | <b>209,7</b> | 12:43'32.449 | 1  |               |               | 36.188        | 23.677          | <b>32.594</b>   | 2'13.515     | 210,5        | 12:43'35.301 |
| 2  | 36.224        | 36.709        | 24.482        | 33.299          | 2'10.714        | 206,1        | 12:45'43.163 | Race Time 25'49.744                      |               |               |               |                 |                 |              |              |              |
| 3  | 36.213        | 35.504        | 23.557        | 33.024          | 2'08.298        | 208,9        | 12:47'51.461 | <b>23° 87 T. KAWAKAMI [2'07.168]</b>     |               |               |               |                 |                 |              |              |              |
| 4  | 36.254        | <b>35.230</b> | <b>23.049</b> | 33.299          | <b>2'07.832</b> | 204,5        | 12:49'59.293 | Lap                                      | Seg1          | Seg2          | Seg3          | Seg4            | Lap Time        | km/h         | Local Time   |              |
| 5  | 36.351        | 35.574        | 23.115        | 33.584          | 2'08.624        | 200,7        | 12:52'07.917 | 1  |               |               | 35.901        | 23.256          | 32.791          | 2'10.931     | 211,8        | 12:43'32.717 |
| 6  | <b>36.010</b> | 35.498        | 23.151        | 33.553          | 2'08.212        | 205,3        | 12:54'16.129 | 2  | 36.304        | 36.502        | 23.014        | 32.740          | 2'08.560        | 206,5        | 12:45'41.277 |              |
| 7  | 36.111        | 36.118        | 23.291        | 33.329          | 2'08.849        | 208,9        | 12:56'24.978 | 3  | <b>36.157</b> | 35.107        | 24.406        | <b>32.704</b>   | 2'08.374        | 212,2        | 12:47'49.651 |              |
| 8  | 36.918        | 35.965        | 24.034        | 33.299          | 2'10.216        | <b>209,7</b> | 12:58'35.194 | 4  | 36.322        | <b>34.942</b> | 23.200        | <b>2'07.168</b> | 206,9           | 12:49'56.819 |              |              |
| 9  | 36.336        | 35.813        | 23.520        | 33.462          | 2'09.131        | 208,1        | 13:00'44.325 | 5  | 36.161        | 35.431        | <b>22.998</b> | 32.779          | 2'07.369        | 209,7        | 12:52'04.188 |              |
| 10                                       | 36.846        | 35.825        | 23.184        | 33.703          | 2'09.558        | 198,9        | 13:02'53.883 | 6  | 36.239        | 35.034        | 23.207        | 33.14           |                 |              |              |              |



**Pirelli Aragon Round, 8-10 April 2022**  
**Chronological Analysis Race 1**

Start at 12:41'21.786

Race Time 26'16.994

| 27° 18 I. OFFER [2'12.189] |               |               |               |               |                 |              |              |
|----------------------------|---------------|---------------|---------------|---------------|-----------------|--------------|--------------|
| Lap                        | Seg.1         | Seg.2         | Seg.3         | Seg.4         | Lap Time        | km/h         | Local Time   |
| 1                          |               | <b>36.390</b> | 24.020        | <b>33.993</b> | 2'16.428        | <b>200,0</b> | 12:43'38.214 |
| 2                          | <b>37.517</b> | 36.492        | 23.835        | 34.345        | <b>2'12.189</b> | 193,9        | 12:45'50.403 |
| 3                          | 37.524        | 36.617        | 24.257        | 34.301        | 2'12.699        | 195,3        | 12:48'03.102 |
| 4                          | 37.626        | 36.944        | 23.888        | 34.276        | 2'12.734        | 196,0        | 12:50'15.836 |
| 5                          | 37.887        | 36.703        | 23.847        | 34.345        | 2'12.782        | 195,7        | 12:52'28.618 |
| 6                          | 37.818        | 36.724        | <b>23.685</b> | 34.516        | 2'12.743        | 196,0        | 12:54'41.361 |
| 7                          | 37.665        | 36.606        | 23.891        | 34.406        | 2'12.568        | 196,7        | 12:56'53.929 |
| 8                          | 37.761        | 36.720        | 25.547        | 34.990        | 2'15.018        | 196,7        | 12:59'08.947 |
| 9                          | 37.671        | 36.893        | 23.855        | 34.661        | 2'13.080        | 197,8        | 13:01'22.027 |
| 10                         | 37.645        | 36.566        | 24.063        | 34.251        | 2'12.525        | 194,6        | 13:03'34.552 |
| 11                         | 37.727        | 36.721        | 23.859        | 34.363        | 2'12.670        | 194,2        | 13:05'47.222 |
| 12                         | 37.722        | 37.089        | 23.930        | 34.413        | 2'13.154        | 196,7        | 13:08'00.376 |

Race Time 26'38.590

| RET 19 V. RODRIGUEZ |       |               |               |               |          |              |              |
|---------------------|-------|---------------|---------------|---------------|----------|--------------|--------------|
| Lap                 | Seg.1 | Seg.2         | Seg.3         | Seg.4         | Lap Time | km/h         | Local Time   |
| 1                   |       | <b>35.247</b> | <b>23.707</b> | <b>32.668</b> | 2'11.576 | <b>211,4</b> | 12:43'33.362 |

Race Time 2'11.576

| RET 43 H. KHOURI |               |               |               |               |           |              |              |
|------------------|---------------|---------------|---------------|---------------|-----------|--------------|--------------|
| Lap              | Seg.1         | Seg.2         | Seg.3         | Seg.4         | Lap Time  | km/h         | Local Time   |
| 1                |               | <b>35.931</b> | 49.718        | <b>34.765</b> | 2'41.276  | <b>197,1</b> | 12:44'03.062 |
| 2                | <b>37.888</b> | 36.711        | <b>23.954</b> | 40.309        | 2'18.862P | 196,4        | 12:46'21.924 |

Race Time 5'00.138

| RET 59 A. ZANCA |       |       |       |       |           |      |              |
|-----------------|-------|-------|-------|-------|-----------|------|--------------|
| Lap             | Seg.1 | Seg.2 | Seg.3 | Seg.4 | Lap Time  | km/h | Local Time   |
| 1               |       |       |       |       | 8'08.693P |      | 12:49'30.479 |

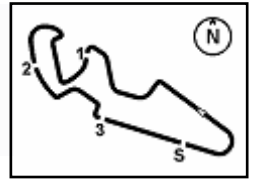
Race Time 8'08.693

09/04/2022

P = Pits In/Dut - C = Lap Time Cancelled

These data/results cannot be reproduced, stored and/or transmitted in whole or in part by any manner of electronic, mechanical, photocopying, recording, broadcasting or otherwise now known or herein after developed without the previous express consent by the copyright owner, except for reproduction in daily press and regular printed publications on sale to the public within 60 days of the event related to those data/results and always provided that copyright symbol appears together as follows below.

© DORNA WSBK ORGANIZATION Srl 2022



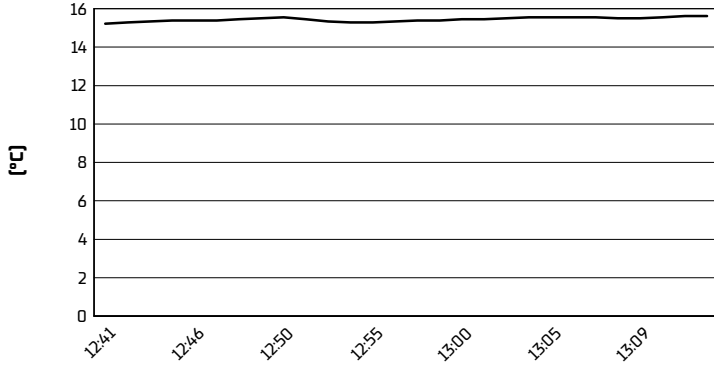
MotorLand Aragon 5.077 m

**Pirelli Aragon Round, 8-10 April 2022**

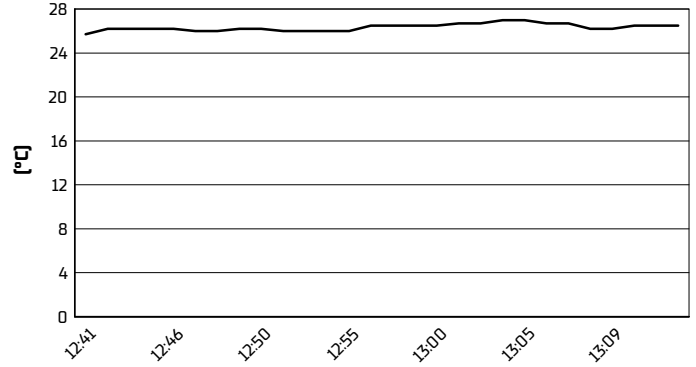
**Weather Report Race 1**

Session started 12:41 - Session ended 13:14

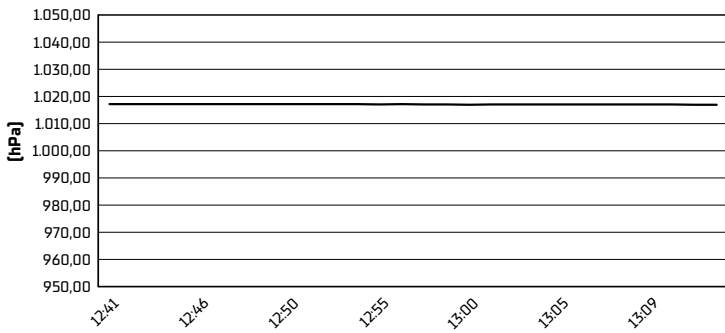
**Air Temperature**



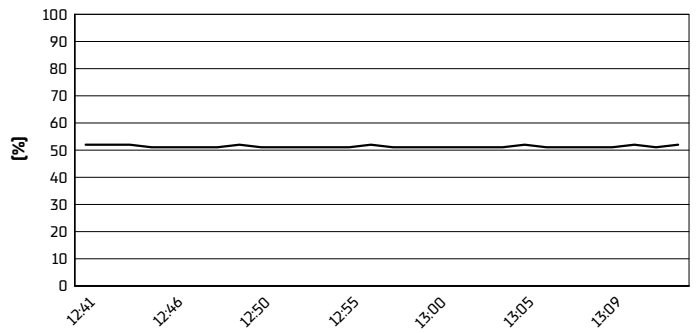
**Track Temperature**



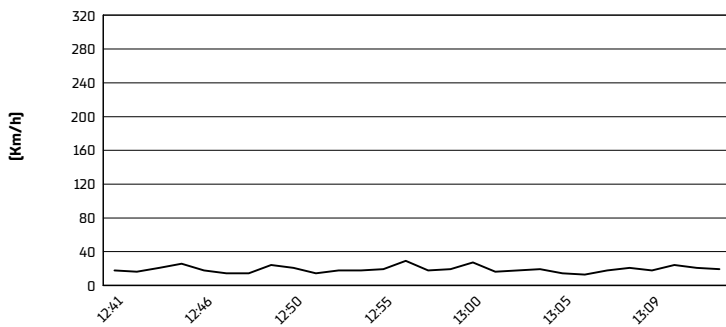
**Air Pressure**



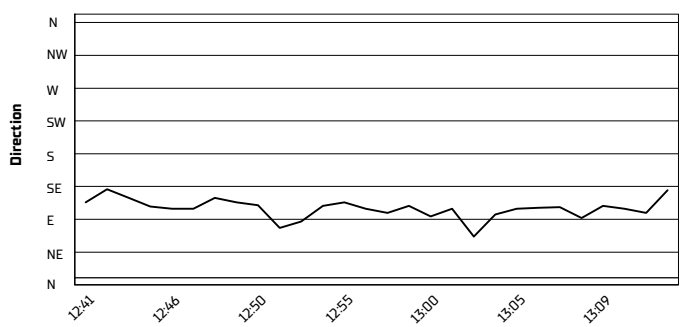
**Humidity**



**Wind Speed**



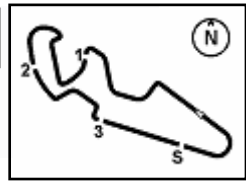
**Wind Direction**



09/04/2022

These data/results cannot be reproduced, stored and/or transmitted in whole or in part by any manner of electronic, mechanical, photocopying, recording, broadcasting or otherwise now known or herein after developed without the previous express consent by the copyright owner, except for reproduction in daily press and regular printed publications on sale to the public within 60 days of the event related to those data/results and always provided that copyright symbol appears together as follows below.

© DORNA WSBK ORGANIZATION Srl 2022



MotorLand Aragon 5.077 m

**Pirelli Aragon Round, 8-10 April 2022**  
**Manufacturers Standings**

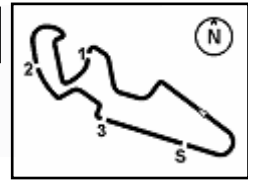
|                   | Points    | Points From First | Points From Previous | April 10<br><b>ARAGON</b> | April 24<br><b>ASSEN</b> | May 22<br><b>ESTORIL</b> | June 12<br><b>MISANO</b> | July 12<br><b>MOST</b> | September 11<br><b>MAGNY-COURS</b> | September 25<br><b>BARCELONA</b> | October 9<br><b>PORTIMAO</b> |  |  |  |  |  |  |  |
|-------------------|-----------|-------------------|----------------------|---------------------------|--------------------------|--------------------------|--------------------------|------------------------|------------------------------------|----------------------------------|------------------------------|--|--|--|--|--|--|--|
| 1 <b>YAMAHA</b>   | <b>25</b> |                   |                      | 25<br>1                   |                          |                          |                          |                        |                                    |                                  |                              |  |  |  |  |  |  |  |
| 2 <b>KTM</b>      | <b>16</b> | 9                 |                      | 16<br>2                   |                          |                          |                          |                        |                                    |                                  |                              |  |  |  |  |  |  |  |
| 3 <b>KAWASAKI</b> | <b>13</b> | 12                | 3                    | 13<br>3                   |                          |                          |                          |                        |                                    |                                  |                              |  |  |  |  |  |  |  |

09/04/2022 First Line: Championship Standings - Second Line: Ranking Progression

These data/results cannot be reproduced, stored and/or transmitted in whole or in part by any manner of electronic, mechanical, photocopying, recording, broadcasting or otherwise now known or herein after developed without the previous express consent by the copyright owner, except for reproduction in daily press and regular printed publications on sale to the public within 60 days of the event related to those data/results and always provided that copyright symbol appears together as follows below.

© DORNA WSBK ORGANIZATION Srl 2022





**Pirelli Aragon Round, 8-10 April 2022**  
**Pirelli Best Lap Award**

|                               | Points   | Points From First | Points From Previous | April 10<br><b>ARAGON</b> | April 24<br><b>ASSEN</b> | May 22<br><b>ESTORIL</b> | June 12<br><b>MISANO</b> | July 12<br><b>MOST</b> | September 11<br><b>MAGNY-COURS</b> | September 25<br><b>BARCELONA</b> | October 9<br><b>PORTIMAO</b> |  |  |  |  |  |  |  |
|-------------------------------|----------|-------------------|----------------------|---------------------------|--------------------------|--------------------------|--------------------------|------------------------|------------------------------------|----------------------------------|------------------------------|--|--|--|--|--|--|--|
| 1 <b>GARCIA</b><br>Marc (ESP) | <b>1</b> |                   |                      | <b>1</b>                  |                          |                          |                          |                        |                                    |                                  |                              |  |  |  |  |  |  |  |

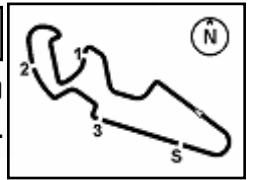
09/04/2022

First Line: Championship Standings - Second Line: Ranking Progression

These data/results cannot be reproduced, stored and/or transmitted in whole or in part by any manner of electronic, mechanical, photocopying, recording, broadcasting or otherwise now known or herein after developed without the previous express consent by the copyright owner, except for reproduction in daily press and regular printed publications on sale to the public within 60 days of the event related to those data/results and always provided that copyright symbol appears together as follows below.

© DORNA WSBK ORGANIZATION Srl 2022





MotorLand Aragon 5.077 m

**Pirelli Aragon Round, 8-10 April 2022**  
**Best Laps & Speed**

1 / 2

|    | No. | Rider                                 | Nat | Best Lap             |                      |  |  |  |  |  |  |  |  |  |  |  |  |  |  |
|----|-----|---------------------------------------|-----|----------------------|----------------------|--|--|--|--|--|--|--|--|--|--|--|--|--|--|
|    |     |                                       |     | LL                   | SPD                  |  |  |  |  |  |  |  |  |  |  |  |  |  |  |
| 1  | 41  | M. GARCIA<br>Yamaha YZF-R3            | ESP | 2'06.564<br>9 205,7  | 2'06.564<br>9 205,7  |  |  |  |  |  |  |  |  |  |  |  |  |  |  |
| 2  | 26  | M. GENNAI<br>Yamaha YZF-R3            | ITA | 2'08.068<br>9 204,5  | 2'08.068<br>9 204,5  |  |  |  |  |  |  |  |  |  |  |  |  |  |  |
| 3  | 58  | I. IGLESIAS<br>Kawasaki Ninja 400     | ESP | 2'07.959<br>9 198,5  | 2'07.959<br>9 198,5  |  |  |  |  |  |  |  |  |  |  |  |  |  |  |
| 4  | 27  | A. DIAZ<br>Yamaha YZF-R3              | ESP | 2'08.075<br>11 201,8 | 2'08.075<br>11 201,8 |  |  |  |  |  |  |  |  |  |  |  |  |  |  |
| 5  | 60  | D. GEIGER<br>Kawasaki Ninja 400       | GER | 2'08.600<br>10 203,3 | 2'08.600<br>10 203,3 |  |  |  |  |  |  |  |  |  |  |  |  |  |  |
| 6  | 85  | K. SABATUCCI<br>Kawasaki Ninja 400    | ITA | 2'07.498<br>8 208,9  | 2'07.498<br>8 208,9  |  |  |  |  |  |  |  |  |  |  |  |  |  |  |
| 7  | 28  | L. LEHMANN<br>KTM RC 390 R            | GER | 2'06.824<br>6 203,0  | 2'06.824<br>6 203,0  |  |  |  |  |  |  |  |  |  |  |  |  |  |  |
| 8  | 2   | I. GARCIA ABELLA<br>Yamaha YZF-R3     | ESP | 2'07.323<br>9 205,3  | 2'07.323<br>9 205,3  |  |  |  |  |  |  |  |  |  |  |  |  |  |  |
| 9  | 61  | Y. OKAYA<br>Kawasaki Ninja 400        | JPN | 2'08.065<br>11 204,1 | 2'08.065<br>11 204,1 |  |  |  |  |  |  |  |  |  |  |  |  |  |  |
| 10 | 80  | G. MASTROLUCA<br>Yamaha YZF-R3        | ITA | 2'07.904<br>8 204,1  | 2'07.904<br>8 204,1  |  |  |  |  |  |  |  |  |  |  |  |  |  |  |
| 11 | 8   | B. IERACI<br>Kawasaki Ninja 400       | ITA | 2'06.979<br>8 203,3  | 2'06.979<br>8 203,3  |  |  |  |  |  |  |  |  |  |  |  |  |  |  |
| 12 | 93  | M. GAGGI<br>Yamaha YZF-R3             | ITA | 2'08.787<br>6 200,0  | 2'08.787<br>6 200,0  |  |  |  |  |  |  |  |  |  |  |  |  |  |  |
| 13 | 87  | T. KAWAKAMI<br>Yamaha YZF-R3          | BRA | 2'06.799<br>9 203,3  | 2'06.799<br>9 203,3  |  |  |  |  |  |  |  |  |  |  |  |  |  |  |
| 14 | 91  | M. VANNUCCI<br>Yamaha YZF-R3          | ITA | 2'08.388<br>6 206,5  | 2'08.388<br>6 206,5  |  |  |  |  |  |  |  |  |  |  |  |  |  |  |
| 15 | 72  | V. STEEMAN<br>Kawasaki Ninja 400      | NED | 2'07.206<br>8 210,9  | 2'07.206<br>8 210,9  |  |  |  |  |  |  |  |  |  |  |  |  |  |  |
| 16 | 14  | A. MILLAN<br>Kawasaki Ninja 400       | ESP | 2'08.404<br>8 204,9  | 2'08.404<br>8 204,9  |  |  |  |  |  |  |  |  |  |  |  |  |  |  |
| 17 | 46  | S. DI SORA<br>Kawasaki Ninja 400      | FRA | 2'08.036<br>10 204,1 | 2'08.036<br>10 204,1 |  |  |  |  |  |  |  |  |  |  |  |  |  |  |
| 18 | 47  | F. SEABRIGHT<br>Yamaha YZF-R3         | GBR | 2'08.466<br>6 204,9  | 2'08.466<br>6 204,9  |  |  |  |  |  |  |  |  |  |  |  |  |  |  |
| 19 | 64  | H. DE CANCELLIS<br>Kawasaki Ninja 400 | FRA | 2'07.549<br>8 206,1  | 2'07.549<br>8 206,1  |  |  |  |  |  |  |  |  |  |  |  |  |  |  |
| 20 | 77  | R. BIJMAN<br>Kawasaki Ninja 400       | NED | 2'07.978<br>10 204,9 | 2'07.978<br>10 204,9 |  |  |  |  |  |  |  |  |  |  |  |  |  |  |
| 21 | 12  | H. MAIER<br>Yamaha YZF-R3             | BRA | 2'07.843<br>9 211,7  | 2'07.843<br>9 211,7  |  |  |  |  |  |  |  |  |  |  |  |  |  |  |
| 22 | 19  | V. RODRIGUEZ<br>Kawasaki Ninja 400    | ESP | 2'08.271<br>12 206,1 | 2'08.271<br>12 206,1 |  |  |  |  |  |  |  |  |  |  |  |  |  |  |
| 23 | 69  | T. ALBERTO<br>Kawasaki Ninja 400      | PHI | 2'08.391<br>10 202,2 | 2'08.391<br>10 202,2 |  |  |  |  |  |  |  |  |  |  |  |  |  |  |
| 24 | 53  | P. SVOBODA<br>Kawasaki Ninja 400      | CZE | 2'08.310<br>8 205,3  | 2'08.310<br>8 205,3  |  |  |  |  |  |  |  |  |  |  |  |  |  |  |
| 25 | 59  | A. ZANCA<br>Kawasaki Ninja 400        | ITA | 2'08.685<br>8 206,1  | 2'08.685<br>8 206,1  |  |  |  |  |  |  |  |  |  |  |  |  |  |  |

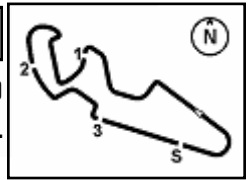
09/04/2022

These data/results cannot be reproduced, stored and/or transmitted in whole or in part by any manner of electronic, mechanical, photocopying, recording, broadcasting or otherwise now known or herein after developed without the previous express consent by the copyright owner, except for reproduction in daily press and regular printed publications on sale to the public within 60 days of the event related to those data/results and always provided that copyright symbol appears together as follows below.

© DORNA WSBK ORGANIZATION Srl 2022

FICR PERUGIA TIMING





MotorLand Aragon 5.077 m

**Pirelli Aragon Round, 8-10 April 2022**  
**Best Laps & Speed**

2 / 2

| No. | Rider   | Nat | Best Lap                    |                                    |  |  |  |  |  |  |  |  |
|-----|---|-----|-----------------------------|------------------------------------|--|--|--|--|--|--|--|--|
|     |   |     | LL                          | SPD                                |  |  |  |  |  |  |  |  |
| 26  | <b>23 S. MARKARIAN</b><br>Kawasaki Ninja 400    | FRA | <b>2'09.153</b><br>9 206,1  | <b>2'09.153</b><br>9 <b>206,1</b>  |  |  |  |  |  |  |  |  |
| 27  | <b>43 H. KHOURI</b><br>Kawasaki Ninja 400       | AUS | <b>2'08.409</b><br>11 201,8 | <b>2'08.409</b><br>11 <b>201,8</b> |  |  |  |  |  |  |  |  |
| 28  | <b>35 Y. SAIZ MARQUEZ</b><br>Kawasaki Ninja 400 | ESP | <b>2'08.704</b><br>12 206,5 | <b>2'08.704</b><br>12 <b>206,5</b> |  |  |  |  |  |  |  |  |
| 29  | <b>88 D. MOGEDA</b><br>Kawasaki Ninja 400       | ESP | <b>2'09.149</b><br>10 206,1 | <b>2'09.149</b><br>10 <b>206,1</b> |  |  |  |  |  |  |  |  |
| 30  | <b>34 G. HUDOVERNIK</b><br>Yamaha YZF-R3        | SLO | <b>2'09.670</b><br>11 200,3 | <b>2'09.670</b><br>11 <b>200,3</b> |  |  |  |  |  |  |  |  |
| 31  | <b>18 I. OFFER</b><br>Yamaha YZF-R3             | GBR | <b>2'12.069</b><br>9 196,0  | <b>2'12.069</b><br>9 <b>196,0</b>  |  |  |  |  |  |  |  |  |

09/04/2022

These data/results cannot be reproduced, stored and/or transmitted in whole or in part by any manner of electronic, mechanical, photocopying, recording, broadcasting or otherwise now known or herein after developed without the previous express consent by the copyright owner, except for reproduction in daily press and regular printed publications on sale to the public within 60 days of the event related to those data/results and always provided that copyright symbol appears together as follows below.

© DORNA WSBK ORGANIZATION Srl 2022