

MotorLand Aragon 5.077 m

## Pirelli Aragon Round, 8-10 April 2022 Chronological Analysis Free Practice 1st Session

1° 41 M. GARCIA [2'06.564]							
Lap	Seg1	Seg2	Seg3	Seg4	Lap Time	km/h	Local Time
1		37.686	24.286	38.222		163,6	9:49'35.122
2	36.298	35.370	23.681	33.206	2'08.555	200,7	9:51'43.677
3	35.835	35.399	23.249	33.384	2'07.867	198,5	9:53'51.544
4	35.633	35.227	25.198	33.996	2'10.054	192,2	9:56'01.598
5	<b>35.567</b>	<b>35.023</b>	<b>23.259</b>	<b>35.309</b>	<b>2'09.158</b>	<b>181,2</b>	<b>9:58'10.756</b>
6	35.943	<b>34.927</b>	23.769	39.583	2'14.222P	204,9	10:00'24.978
7	8'04.472	37.120	25.253	38.286	9'45.131P	161,0	10:10'10.109
8	35.677	34.999	23.154	33.011	2'06.841	202,6	10:12'16.950
9	35.674	37.504	29.376	33.232	2'15.786	201,9	10:14'32.736
10	35.720	35.078	<b>22.945</b>	<b>32.821</b>	<b>2'06.564</b>	<b>205,7</b>	<b>10:16'39.300</b>

2° 87 T. KAWAKAMI [2'06.799]							
Lap	Seg1	Seg2	Seg3	Seg4	Lap Time	km/h	Local Time
1		38.684	24.184	34.990		191,5	9:49'33.014
2	37.018	36.284	23.954	34.251	2'11.507	191,2	9:51'44.521
3	35.959	35.574	23.218	33.246	2'07.997	200,0	9:53'52.518
4	<b>35.475</b>	<b>35.136</b>	<b>22.998</b>	<b>33.190</b>	<b>2'06.799</b>	<b>201,9</b>	<b>9:55'59.317</b>
5	37.091	35.709	23.480	33.593	2'09.873	194,2	9:58'09.190
6	36.155	35.972	23.488	40.231	2'15.846P	197,4	10:00'25.036
7	7'59.249	38.797	31.809	35.133	9'44.988P	193,9	10:10'10.024
8	36.194	36.038	23.563	33.327	2'09.122	<b>203,4</b>	10:12'19.146
9	35.875	35.564	24.220	33.483	2'09.142	202,6	10:14'28.288
10	36.459	36.285	23.484	34.109	2'10.337	200,0	10:16'38.625

3° 28 L. LEHMANN [2'06.824]							
Lap	Seg1	Seg2	Seg3	Seg4	Lap Time	km/h	Local Time
1							9:48'02.329
2	35.961	35.605	23.779	33.378	2'08.723	196,0	9:50'11.052
3	36.013	35.607	23.243	33.254	2'08.117	197,4	9:52'19.169
4	35.655	35.507	23.159	<b>32.896</b>	<b>2'07.217</b>	<b>203,0</b>	<b>9:54'26.386</b>
5	<b>35.301</b>	<b>35.157</b>	<b>23.109</b>	33.257	<b>2'06.824</b>	197,8	<b>9:56'33.210</b>
6	36.384	36.456	24.116	40.419	2'17.375P	197,4	<b>9:58'50.585</b>
7	15'43.895	36.851	23.962	34.085	17'18.793P	195,3	10:16'09.378

4° 8 B. IERACI [2'06.979]							
Lap	Seg1	Seg2	Seg3	Seg4	Lap Time	km/h	Local Time
1		38.017	23.977	34.047		196,0	9:47'59.121
2	36.594	36.073	23.295	33.740	2'09.702	194,9	9:50'08.823
3	35.988	35.858	23.500	33.543	2'08.889	197,8	9:52'17.712
4	36.022	35.531	23.492	33.566	2'08.611	199,6	9:54'26.323
5	<b>35.540</b>	<b>35.287</b>	<b>23.151</b>	<b>33.001</b>	<b>2'06.979</b>	<b>203,4</b>	<b>9:56'33.302</b>
6	38.193	37.818	24.013	39.822	2'19.846P	193,2	<b>9:58'53.148</b>
7	12'13.226	37.586	24.227	34.229	13'49.268P	193,2	10:12'42.416
8	36.350	35.839	25.039	33.229	2'10.457	203,0	10:14'52.873
9	35.638	35.556	23.227	33.582	2'08.003	198,5	10:17'00.876

5° 72 V. STEEMAN [2'07.206]							
Lap	Seg1	Seg2	Seg3	Seg4	Lap Time	km/h	Local Time
1		36.998	23.629	34.852		177,3	9:50'49.065
2	36.196	35.415	23.040	33.820	2'08.471	195,3	9:52'57.536
3	35.965	<b>35.230</b>	22.966	33.520	2'07.681	197,4	9:55'05.217
4	35.884	35.231	<b>22.936</b>	33.479	2'07.530	198,2	9:57'12.747
5	37.055	36.037	24.032	40.145	2'17.269P	194,6	9:59'30.016
6	7'54.297	36.668	23.632	33.847	9'28.444P	193,9	10:08'58.460
7	35.956	35.342	23.673	35.387	2'10.358	189,1	10:11'08.818
8	<b>35.775</b>	35.344	23.067	<b>33.020</b>	<b>2'07.206</b>	<b>210,9</b>	10:13'16.024
9	36.113	36.014	23.280	34.681	2'10.088	184,6	10:15'26.112

6° 2 I. GARCIA ABELLA [2'07.323]							
Lap	Seg1	Seg2	Seg3	Seg4	Lap Time	km/h	Local Time

1		37.623	24.307	36.233		183,4	9:49'33.646
2	36.513	36.168	23.685	33.943	2'10.309	194,9	9:51'43.955
3	35.959	35.408	23.363	33.382	2'08.112	201,1	9:53'52.067
4	<b>35.702</b>	<b>35.364</b>	<b>23.268</b>	<b>32.989</b>	<b>2'07.323</b>	<b>205,3</b>	<b>9:55'59.390</b>
5	36.412	35.740	23.626	33.943	2'09.721	197,4	9:58'09.111
6	36.335	35.934	23.846	41.004	2'17.119P	195,3	10:00'26.230
7	8'00.411	37.987	25.191	37.118	9'40.707P	177,0	10:10'06.937
8	36.868	36.280	23.635	33.371	2'10.154	204,2	10:12'17.091
9	35.881	35.860	24.425	35.930	2'12.096C	174,2	10:14'29.187
10	35.757	36.134	23.660	33.715	2'09.266	200,0	10:16'38.453

7° 85 K. SABATUCCI [2'07.498]							
Lap	Seg1	Seg2	Seg3	Seg4	Lap Time	km/h	Local Time
1		37.412	23.619	33.666		199,3	9:50'21.441
2	36.299	35.731	23.200	33.473	2'08.703	197,1	9:52'30.144
3	36.424	35.907	23.262	33.817	2'09.410	195,7	9:54'39.554
4	36.220	35.646	23.157	33.643	2'08.666	199,3	9:56'48.220
5	36.079	35.508	23.230	33.477	2'08.294	201,5	9:58'56.514
6	36.182	35.773	23.199	33.346	2'08.500	202,2	10:01'05.014
7	36.039	<b>35.387</b>	<b>23.054</b>	<b>33.018</b>	<b>2'07.498</b>	<b>208,9</b>	10:03'12.512
8	<b>35.943</b>	35.574	23.143	33.330	2'07.990	203,4	10:05'20.502
9	36.561	38.180	23.578	43.125	2'21.444P	197,4	10:07'41.946

8° 64 H. DE CANCELLIS [2'07.549]							
Lap	Seg1	Seg2	Seg3	Seg4	Lap Time	km/h	Local Time
1		38.032	24.027	33.937		197,4	9:47'59.825
2	36.029	35.895	23.593	33.417	2'08.934	199,6	9:50'08.759
3	36.189	35.790	23.286	33.717	2'08.982	196,7	9:52'17.741
4	<b>35.878</b>	35.553	23.279	33.508	2'08.218	198,2	9:54'25.959
5	36.018	<b>35.488</b>	<b>23.247</b>	<b>32.796</b>	<b>2'07.549</b>	<b>206,1</b>	9:56'33.508
6	36.543	36.858	24.248	40.720	2'18.369P	190,1	9:58'51.877
7	12'15.409	37.239	24.660	33.914	13'51.222P	189,5	10:12'43.099
8	36.247	35.758	23.416	33.619	2'09.040	200,0	10:14'52.139
9	36.082	35.835	24.059	33.541	2'09.517	203,8	10:17'01.656

9° 12 H. MAIER [2'07.843]							
Lap	Seg1	Seg2	Seg3	Seg4	Lap Time	km/h	Local Time
1		37.580	24.355	37.750		162,9	9:49'35.314
2	36.256	35.533	23.499	<b>33.131</b>	2'08.419	203,8	9:51'43.733
3	35.991	35.255	<b>23.338</b>	33.290	2'07.874	201,5	9:53'51.607
4	<b>35.687</b>	<b>35.186</b>	23.381	33.589	<b>2'07.843</b>	196,7	9:55'59.450
5	36.872	35.884	23.566	35.017	2'11.339	180,3	9:58'10.789
6	36.072	<b>35.186</b>	23.685	39.430	2'14.373P	<b>211,8</b>	10:00'25.162
7	8'00.129	38.687	25.221	38.842	9'42.879P	159,3	10:10'08.041
8	36.612	36.068	23.499	33.349	2'09.528	203,0	10:12'17.569
9	35.868	36.740	24.912	33.618	2'11.138	203,8	10:14'28.707
10	36.128	36.149	23.942	33.660	2'09.879	203,4	10:16'38.586

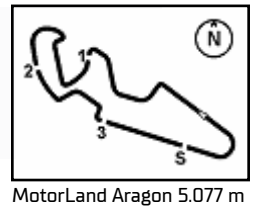
10° 80 G. MASTROLUCA [2'07.904]							
Lap	Seg1	Seg2	Seg3	Seg4	Lap Time	km/h	Local Time
1		40.634	24.262	33.871		194,2	9:48'11.022
2	36.538	36.033	23.616	33.795	2'09.982	193,9	9:50'21.004
3	36.331	35.834	<b>23.336</b>	33.674	2'09.175	194,6	9:52'30.179
4	36.727	35.895	23.634	44.080	2'20.336P	198,2	9:54'50.515
5	2'21.716	37.133	24.188	33.358	3'56.395P	200,4	9:58'46.910
6	<b>36.075</b>	<b>35.475</b>	23.401	<b>32.953</b>	<b>2'07.904</b>	203,0	10:00'54.814
7	43.343	39.839	23.747	33.444	2'20.373	200,7	10:03'15.187
8	36.413	35.618	23.369	33.688	2'09.088	200,0	10:05'24.275
9	36.372	35.541	23.574	39.889	2'15.376P	<b>204,2</b>	10:07'39.651

11° 58 I. IGLESIAS [2'07.959]							
Lap	Seg1	Seg2	Seg3	Seg4	Lap Time	km/h	Local Time

08/04/2022 P = Pits In/Out - C = Lap Time Cancelled

These data/results cannot be reproduced, stored and/or transmitted in whole or in part by any manner of electronic, mechanical, photocopying, recording, broadcasting or otherwise now known or herein after developed without the previous express consent by the copyright owner, except for reproduction in daily press and regular printed publications on sale to the public within 60 days of the event related to those data/results and always provided that copyright symbol appears together as follows below.

© DORNA WSBK ORGANIZATION Srl 2022



Pirelli Aragon Round, 8-10 April 2022 Chronological Analysis Free Practice 1st Session

MotorLand Aragon 5.077 m

Table with 12 columns and 10 rows showing lap times and segment data for various riders.

Table for rider 12° 77 R. BIJMAN (2'07.978) with columns for Lap, Seg, Lap Time, km/h, and Local Time.

Table for rider 16° 27 Á. DIAZ (2'08.075) with columns for Lap, Seg, Lap Time, km/h, and Local Time.

Table for rider 13° 46 S. DI SORA (2'08.036) with columns for Lap, Seg, Lap Time, km/h, and Local Time.

Table for rider 17° 19 V. RODRIGUEZ (2'08.271) with columns for Lap, Seg, Lap Time, km/h, and Local Time.

Table for rider 14° 61 Y. OKAYA (2'08.065) with columns for Lap, Seg, Lap Time, km/h, and Local Time.

Table for rider 18° 53 P. SVOBODA (2'08.310) with columns for Lap, Seg, Lap Time, km/h, and Local Time.

Table for rider 15° 26 M. GENNAI (2'08.068) with columns for Lap, Seg, Lap Time, km/h, and Local Time.

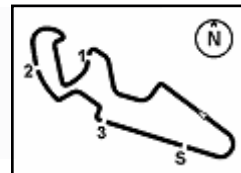
Table for rider 19° 91 M. VANNUCCI (2'08.388) with columns for Lap, Seg, Lap Time, km/h, and Local Time.

Table for rider 20° 69 T. ALBERTO (2'08.391) with columns for Lap, Seg, Lap Time, km/h, and Local Time.

08/04/2022 P = Pits In/Out - C = Lap Time Cancelled These data/results cannot be reproduced, stored and/or transmitted in whole or in part by any manner of electronic, mechanical, photocopying, recording, broadcasting or otherwise now known or herein after developed without the previous express consent by the copyright owner, except for reproduction in daily press and regular printed publications on sale to the public within 60 days of the event related to those data/results and always provided that copyright symbol appears together as follows below.

© DORNA WSBK ORGANIZATION Srl 2022





**Pirelli Aragon Round, 8-10 April 2022  
Chronological Analysis Free Practice 1st Session**

3	36.080	35.600	23.563	33.148	2'08.391	200,7	9:53'14.729
4	36.874	36.405	24.103	33.511	2'10.893	201,1	9:55'25.622
5	36.602	35.954	24.155	33.689	2'10.400	197,8	9:57'36.022
6	36.495	35.787	23.333	34.439	2'10.054	184,6	9:59'46.076
7	36.383	36.054	23.744	33.347	2'09.528	<b>202,2</b>	10:01'55.604
8	36.417	35.922	23.380	39.231	2'14.950P	193,9	10:04'10.554
9	5'14.889	35.880	<b>23.238</b>	33.693	6'47.700P	201,5	10:10'58.254
10	36.346	35.706	23.343	33.570	2'08.965	201,9	10:13'07.219
11	36.616	36.114	23.429	34.128	2'10.287	196,0	10:15'17.506

<b>21° 14 A. MILLAN (2'08.404)</b>							
Lap	Seg.1	Seg.2	Seg.3	Seg.4	Lap Time	km/h	Local Time
1		36.967	23.796	36.357		196,4	9:49'01.492
2	36.905	36.020	23.450	34.071	2'10.446	193,2	9:51'11.938
3	36.425	35.746	23.227	33.914	2'09.312	193,5	9:53'21.250
4	36.520	35.580	<b>23.055</b>	33.646	2'08.801	196,0	9:55'30.051
5	36.483	35.589	23.668	39.971	2'15.711P	194,9	9:57'45.762
6	10'38.972	39.363	28.537	37.714	12'24.586P	165,4	10:10'10.348
7	<b>35.995</b>	35.834	23.177	<b>33.398</b>	<b>2'08.404</b>	200,0	10:12'18.752
8	36.403	<b>35.485</b>	23.284	33.735	2'08.907	197,8	10:14'27.659
9	37.215	36.363	24.048	33.424	2'11.050	<b>204,9</b>	10:16'38.709

<b>22° 43 H. KHOURI (2'08.409)</b>							
Lap	Seg.1	Seg.2	Seg.3	Seg.4	Lap Time	km/h	Local Time
1		37.552	25.042	36.105		C 161,9	9:48'11.892
2	36.655	36.471	23.896	33.756	2'10.778C	198,5	9:50'22.670
3	<b>36.373</b>	36.195	23.558	33.839	2'09.965C	197,4	9:52'32.635
4	36.383	36.111	23.520	42.647	2'18.661CP	201,1	9:54'51.296
5	3'38.514	36.442	23.529	33.886	5'12.371P	194,9	10:00'03.667
6	36.871	35.956	23.211	33.459	2'09.497	197,8	10:02'13.164
7	36.640	35.906	23.126	33.617	2'09.289	196,7	10:04'22.453
8	36.539	35.732	23.103	33.420	2'08.794	198,5	10:06'31.247
9	36.443	35.848	<b>23.043</b>	33.531	2'08.865	196,7	10:08'40.112
10	36.577	35.742	23.412	<b>33.379</b>	2'09.110	199,6	10:10'49.222
11	36.380	<b>35.248</b>	23.270	33.511	<b>2'08.409</b>	<b>201,9</b>	10:12'57.631
12	36.531	35.935	23.257	34.008	2'09.731	197,8	10:15'07.362

<b>23° 47 F. SEABRIGHT (2'08.466)</b>							
Lap	Seg.1	Seg.2	Seg.3	Seg.4	Lap Time	km/h	Local Time
1		37.576	24.287	34.313		196,4	10:02'24.408
2	37.351	36.448	23.631	33.889	2'11.319	198,9	10:04'35.727
3	36.859	35.993	23.864	33.946	2'10.662	195,7	10:06'46.389
4	36.676	35.885	23.650	33.896	2'10.107	196,7	10:08'56.496
5	36.813	36.208	23.388	33.820	2'10.229	197,1	10:11'06.725
6	36.501	35.849	23.603	<b>33.432</b>	2'09.385	<b>204,9</b>	10:13'16.110
7	<b>36.118</b>	<b>35.703</b>	<b>23.145</b>	33.500	<b>2'08.466</b>	198,2	10:15'24.576

<b>24° 60 D. GEIGER (2'08.600)</b>							
Lap	Seg.1	Seg.2	Seg.3	Seg.4	Lap Time	km/h	Local Time
1		38.460	24.732	35.204		193,2	9:48'55.037
2	36.984	36.275	23.747	34.107	2'11.113	194,2	9:51'06.150
3	<b>36.035</b>	35.716	23.403	33.446	<b>2'08.600</b>	197,4	9:53'14.750
4	36.465	36.504	24.075	33.963	2'11.007	195,7	9:55'25.757
5	37.258	36.520	23.905	33.683	2'11.366	200,7	9:57'37.123
6	36.157	<b>35.653</b>	23.405	33.426	2'08.641	201,5	9:59'45.764
7	36.552	36.090	23.538	34.315	2'10.495	196,0	10:01'56.259
8	36.282	35.835	<b>23.382</b>	<b>33.342</b>	2'08.841	<b>203,4</b>	10:04'05.100
9	37.202	36.805	24.083	38.951	2'17.041P	199,3	10:06'22.141
10	5'10.758	36.200	23.844	34.877	6'45.679P	186,9	10:13'07.820
11	36.107	36.113	23.609	33.563	2'09.392	201,1	10:15'17.212

<b>25° 59 A. ZANCA (2'08.685)</b>							
Lap	Seg.1	Seg.2	Seg.3	Seg.4	Lap Time	km/h	Local Time
1			54.103	31.473	35.927	186,5	9:48'55.488
2	36.762	36.377	23.546	34.167	2'10.852	198,5	9:51'06.340
3	36.255	<b>35.547</b>	23.565	33.430	2'08.797	201,1	9:53'15.137
4	36.303	36.292	23.558	40.687	2'16.840P	199,3	9:55'31.977
5	1'44.191	37.892	24.763	33.650	3'20.496P	200,7	9:58'52.473
6	37.107	36.269	24.133	33.680	2'11.189	201,1	10:01'03.662
7	36.518	35.801	<b>23.271</b>	<b>33.399</b>	2'08.989	205,3	10:03'12.651
8	<b>36.121</b>	35.679	23.427	33.458	<b>2'08.685</b>	<b>206,1</b>	10:05'21.336
9	36.148	36.352	24.485	44.820	2'21.805P	188,5	10:07'43.141

<b>26° 35 Y. SAIZ MARQUEZ (2'08.704)</b>							
Lap	Seg.1	Seg.2	Seg.3	Seg.4	Lap Time	km/h	Local Time
1			40.170	24.475	34.139	200,0	9:47'52.365
2	37.206	36.248	23.767	33.724	2'10.945	195,7	9:50'03.310
3	37.205	36.243	23.477	33.349	2'10.274	201,1	9:52'13.584
4	36.165	36.168	23.514	<b>33.222</b>	2'09.069	201,5	9:54'22.653
5	36.123	35.778	<b>23.328</b>	33.475	<b>2'08.704</b>	201,5	9:56'31.357
6	36.483	38.781	23.951	34.453	2'13.668	191,8	9:58'45.025
7	36.591	36.063	23.617	33.468	2'09.739	204,2	10:00'54.764
8	41.372	36.926	23.763	35.784	2'17.845	175,3	10:03'12.609
9	36.290	<b>35.740</b>	23.469	33.548	2'09.047	<b>206,5</b>	10:05'21.656
10	<b>36.030</b>	36.454	24.414	40.701	2'17.599P	197,1	10:07'39.255
11	3'23.392	40.771	25.255	34.077	5'03.495P	193,9	10:12'42.750
12	36.489	35.952	23.691	33.468	2'09.600	201,9	10:14'52.350
13	36.321	36.464	23.348	33.378	2'09.511	204,5	10:17'01.861

<b>27° 93 M. GAGGI (2'08.787)</b>							
Lap	Seg.1	Seg.2	Seg.3	Seg.4	Lap Time	km/h	Local Time
1		37.184	24.269	33.857		199,3	10:02'17.858
2	36.740	36.162	23.570	33.823	2'10.295	196,4	10:04'28.153
3	36.472	35.965	23.482	33.684	2'09.603	198,5	10:06'37.756
4	36.251	35.780	<b>23.328</b>	33.475	2'08.834	198,5	10:08'46.590
5	36.210	<b>35.716</b>	23.449	33.412	<b>2'08.787</b>	199,6	10:10'55.377
6	37.324	36.199	24.317	34.771	2'12.611	184,9	10:13'07.988
7	<b>36.199</b>	35.885	23.699	<b>33.384</b>	2'09.167	<b>200,0</b>	10:15'17.155

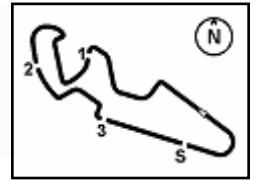
<b>28° 88 D. MOGEDA (2'09.149)</b>							
Lap	Seg.1	Seg.2	Seg.3	Seg.4	Lap Time	km/h	Local Time
1		37.725	24.237	34.523		C 193,2	9:48'09.978
2	37.108	36.505	23.835	33.789	2'11.237C	194,6	9:50'21.215
3	36.345	36.022	<b>23.333</b>	33.349	2'09.049C	202,2	9:52'30.264
4	5'59.659	36.648	23.652	33.976	7'33.935	196,0	10:00'04.199
5	36.572	36.144	23.397	33.380	2'09.493	202,6	10:02'13.692
6	36.523	<b>35.900</b>	23.360	33.426	2'09.209	201,5	10:04'22.901
7	36.336	35.972	23.453	33.489	2'09.250	201,5	10:06'32.151
8	36.601	36.516	24.042	37.870	2'15.029	185,2	10:08'47.180
9	36.558	36.131	23.509	35.440	2'11.638	199,6	10:10'58.818
10	36.585	36.001	23.519	33.643	2'09.748	201,5	10:13'08.566
11	<b>36.204</b>	35.987	23.687	<b>33.271</b>	<b>2'09.149</b>	<b>206,1</b>	10:15'17.715

<b>29° 23 S. MARKARIAN (2'09.153)</b>							
Lap	Seg.1	Seg.2	Seg.3	Seg.4	Lap Time	km/h	Local Time
1		39.281	25.835	35.055		193,9	9:49'49.199
2	38.150	38.188	25.539	36.453	2'18.330	175,0	9:52'07.529
3	39.519	36.804	24.568	33.702	2'14.593	198,2	9:54'22.122
4	36.839	35.761	<b>23.393</b>	<b>33.160</b>	<b>2'09.153</b>	204,9	9:56'31.275
5	36.832	36.596	24.200	35.742	2'13.370	173,1	9:58'44.645
6	36.669	36.037	23.712	39.040	2'15.458P	202,2	10:01'00.103
7	6'11.051	36.245	23.795	33.655	7'44.746P	201,1	10:08'44.849
8	36.973	36.049	23.990	33.699	2'10.711	192,2	10:10'55.560

08/04/2022 P = Pits In/Out - C = Lap Time Cancelled

These data/results cannot be reproduced, stored and/or transmitted in whole or in part by any manner of electronic, mechanical, photocopying, recording, broadcasting or otherwise now known or herein after developed without the previous express consent by the copyright owner, except for reproduction in daily press and regular printed publications on sale to the public within 60 days of the event related to those data/results and always provided that copyright symbol appears together as follows below.

© DORNA WSBK ORGANIZATION Srl 2022



**Pirelli Aragon Round, 8-10 April 2022**  
**Chronological Analysis Free Practice 1st Session**

9	36.757	36.173	24.173	35.712	2'12.815	184,3	10:13'08.375
10	<b>36.619</b>	<b>35.736</b>	23.540	33.265	2'09.160	<b>206,1</b>	10:15'17.535

30° 34 G. HUDDOVERNIK (2'09.670)							
Lap	Seg.1	Seg.2	Seg.3	Seg.4	Lap Time	km/h	Local Time
1		37.881	24.339	35.286		189,8	9:47'58.704
2	37.887	36.505	24.018	34.756	2'13.166	192,5	9:50'11.870
3	37.195	36.404	23.917	34.935	2'12.451	188,5	9:52'24.321
4	36.985	36.436	23.663	34.413	2'11.497	190,5	9:54'35.818
5	37.221	36.298	23.742	33.999	2'11.260	196,4	9:56'47.078
6	36.723	35.871	23.838	<b>33.918</b>	2'10.350	200,0	9:58'57.428
7	36.635	35.875	23.503	33.942	2'09.955	197,1	10:01'07.383
8	37.322	36.375	24.051	42.074	2'19.822P	193,2	10:03'27.205
9	3'50.446	37.159	23.856	34.303	5'25.764P	193,2	10:08'52.969
10	37.154	36.238	23.861	34.494	2'11.747	193,9	10:11'04.716
11	37.389	36.221	23.575	34.583	2'11.768	194,6	10:13'16.484
12	<b>36.459</b>	<b>35.684</b>	<b>23.359</b>	34.168	<b>2'09.670</b>	<b>200,4</b>	10:15'26.154

31° 18 I. OFFER (2'12.069)							
Lap	Seg.1	Seg.2	Seg.3	Seg.4	Lap Time	km/h	Local Time
1		38.742	24.579	35.250		189,8	9:48'02.549
2	37.527	37.229	24.220	34.904	2'13.880	190,1	9:50'16.429
3	37.559	37.021	23.949	34.801	2'13.330	190,1	9:52'29.759
4	37.411	36.719	23.927	34.412	2'12.469	194,2	9:54'42.228
5	37.076	36.580	23.970	34.489	2'12.115	193,5	9:56'54.343
6	<b>37.075</b>	36.659	23.957	34.652	2'12.343	195,3	9:59'06.686
7	37.258	36.739	<b>23.883</b>	40.890	2'18.770P	192,2	10:01'25.456
8	7'57.568	38.326	24.022	34.431	9'34.347P	<b>196,0</b>	10:10'59.803
9	37.238	<b>36.431</b>	24.119	<b>34.281</b>	<b>2'12.069</b>	194,9	10:13'11.872
10	37.337	40.693	33.366	34.739	2'26.135	192,9	10:15'38.007

08/04/2022 P = Pits In/Out - C = Lap Time Cancelled

These data/results cannot be reproduced, stored and/or transmitted in whole or in part by any manner of electronic, mechanical, photocopying, recording, broadcasting or otherwise now known or herein after developed without the previous express consent by the copyright owner, except for reproduction in daily press and regular printed publications on sale to the public within 60 days of the event related to those data/results and always provided that copyright symbol appears together as follows below.

© DORNA WSBK ORGANIZATION Srl 2022