

San Juan Villicum Circuit 4.276 m

Motul Argentinean Round, 21-23 October 2022

Results Race 1

Laps 21 = 89,796 Km - Time of Race 34'18.304 - Avg. 157,054 km/h

1 / 2

Pos	Grid	No. Rider	Nat	Team	Bike	Class	LL	Gap	Rel.	Fastest Lap	Speed	Qualifying	Speed
1	3	19 A. BAUTISTA	ESP	Aruba.it Racing - Ducati	Ducati Panigale V4R		21			1'37.389	314,0	1'36.671	319,5
2	2	65 J. REA	GBR	Kawasaki Racing Team WorldSBK	Kawasaki ZX-10RR		21	5.141	5.141	1'37.598	313,0	1'36.449	308,6
3	7	47 A. BASSANI	ITA	Motocorsa Racing	Ducati Panigale V4R	IND	21	6.689	1.548	1'37.731	314,0	1'37.031	310,3
4	4	7 I. LECUONA	ESP	Team HRC	Honda CBR1000 RR-R		21	11.917	5.228	1'37.888	314,0	1'36.953	313,0
5	8	21 M. RINALDI	ITA	Aruba.it Racing - Ducati	Ducati Panigale V4R		21	13.882	1.965	1'38.064	314,9	1'37.066	314,9
6	9	22 A. LOWES	GBR	Kawasaki Racing Team WorldSBK	Kawasaki ZX-10RR		21	14.507	0.625	1'37.968	306,8	1'37.122	308,6
7	5	45 S. REDDING	GBR	BMW Motorrad WorldSBK Team	BMW M1000RR		21	18.402	3.895	1'38.062	312,1	1'36.974	314,0
8	11	55 A. LOCATELLI	ITA	Pata Yamaha with Brixx WorldSBK	Yamaha YZF R1		21	18.869	0.467	1'38.169	308,6	1'37.347	310,3
9	10	97 X. VIERGE	ESP	Team HRC	Honda CBR1000 RR-R		21	19.540	0.671	1'38.371	314,0	1'37.159	316,7
10	14	60 M. VAN DER MARK	NED	BMW Motorrad WorldSBK Team	BMW M1000RR		21	24.661	5.121	1'38.391	309,5	1'37.770	314,0
11	13	44 L. MAHIAS	FRA	Kawasaki Puccetti Racing	Kawasaki ZX-10RR	IND	21	31.397	6.736	1'38.731	304,2	1'37.634	300,0
12	16	12 X. FORES	ESP	BARNI Spark Racing Team	Ducati Panigale V4R	IND	21	32.969	1.572	1'38.775	310,3	1'38.119	310,3
13	12	31 G. GERLOFF	USA	GYTR GRT Yamaha WorldSBK Team	Yamaha YZF R1	IND	21	35.081	2.112	1'38.554	305,9	1'37.399	304,2
14	17	50 E. LAVERTY	IRL	Bonovo Action BMW	BMW M1000RR	IND	21	36.961	1.880	1'39.029	309,5	1'38.153	310,3
15	1	1 T. RAZGATLIOGLU	TUR	Pata Yamaha with Brixx WorldSBK	Yamaha YZF R1		21	39.885	2.924	1'37.953	312,1	1'36.216	311,2
16	6	76 L. BAZ	FRA	Bonovo Action BMW	BMW M1000RR	IND	21	40.371	0.486	1'38.392	312,1	1'37.027	310,3
17	20	5 P. OETTL	GER	Team Goeleven	Ducati Panigale V4R	IND	21	44.885	4.514	1'38.946	305,9	1'38.149	307,7
18	15	3 K. NOZANE	JPN	GYTR GRT Yamaha WorldSBK Team	Yamaha YZF R1	IND	21	45.220	0.335	1'39.058	305,9	1'38.108	305,1
19	19	52 O. KONIG	CZE	Orelac Racing Verdatura	Kawasaki ZX-10RR	IND	21	1'04.546	19.326	1'40.202	304,2	1'38.683	301,7
20	21	27 M. SCHEIB	CHI	MIE Racing Honda Team	Honda CBR1000 RR-R	IND	21	1'19.515	14.969	1'40.188	304,2	1'39.225	307,7
21	22	39 M. SOLORZA	ARG	TPR Team Pedercini Racing	Kawasaki ZX-10RR	IND	21	1'32.427	12.912	1'41.349	295,9	1'40.750	292,7
-----Not Classified-----													
RET	18	36 L. MERCADO	ARG	MIE Racing Honda Team	Honda CBR1000 RR-R	IND	7	14 Laps		1'39.530	311,2	1'38.184	312,1

AIR	Humidity:	38%	Temp:	20°C
TRACK	Condition:	Dry	Temp:	49°C

Records	Pole [SP]	2022	T.Razgatlioglu	1'36.216	159,990 Km/h
	Race [SPRC]	2021	S.Redding	1'37.345	158,134 Km/h
	All Times [SP]	2022	T.Razgatlioglu	1'36.216	159,990 Km/h
Race Fastest Lap		Lap 16	A.Bautista	1'37.389	158,063 Km/h

LAP LEADERS					
No. Rider	From	To	Laps	Total	
65 J. REA	1	1	1	1	
47 A. BASSANI	2	7	6	6	
19 A. BAUTISTA	8	21	14	14	

TOTAL LEADER LAPS		
No. Rider	Laps	
19 A. BAUTISTA	196	
1 T. RAZGATLIOGLU	177	
65 J. REA	83	
47 A. BASSANI	11	
21 M. RINALDI	6	
45 S. REDDING	5	

Start 15:00 End 15:36 The results are provisional until the end of the time limit for protests and appeals and the completion of the technical checks.

22/10/2022

These data/results cannot be reproduced, stored and/or transmitted in whole or in part by any manner of electronic, mechanical, photocopying, recording, broadcasting or otherwise now known or herein after developed without the previous express consent by the copyright owner, except for reproduction in daily press and regular printed publications on sale to the public within 60 days of the event related to those data/results and always provided that copyright symbol appears together as follows below.

© DORNA WSBK ORGANIZATION Srl 2022

Motul Argentinean Round, 21-23 October 2022

Results Race 1

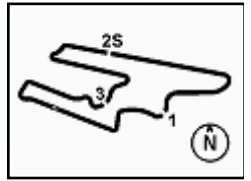
Race Highlights

Time	No. Rider	Description
14.58.01		Warm-up Lap Start
15.00.27		Start
15.01.29	1 T. RAZGATLIOGLU	Crashed - Turn 9
15.01.52	1 T. RAZGATLIOGLU	Re-joined
15.02.04		No Jump Start
15.04.15	39 M. SOLORZA	On Asphalt - Re-Joined - Turn 1
15.13.45	36 L. MERCADO	Crashed - Turn 14
15.15.00	36 L. MERCADO	Not Actively Competing
15.21.22	36 L. MERCADO	Medical Centre
15.23.40		2/3 of Race Distance Completed
15.26.46	76 L. BAZ	On Asphalt - Re-Joined - Turn 9
15.36.51		End Of Session

22/10/2022 Start End The results are provisional until the end of the time limit for protests and appeals and the completion of the technical checks.

These data/results cannot be reproduced, stored and/or transmitted in whole or in part by any manner of electronic, mechanical, photocopying, recording, broadcasting or otherwise now known or herein after developed without the previous express consent by the copyright owner, except for reproduction in daily press and regular printed publications on sale to the public within 60 days of the event related to those data/results and always provided that copyright symbol appears together as follows below.

© DORNA WSBK ORGANIZATION Srl 2022



Motul Argentinean Round, 21-23 October 2022 Championship Standings

Points	Points From First	Points From Previous	April 10		April 24		May 22		June 12		July 17		July 31		September 11		September 25		October 9		October 23		November 13		November 20		
			ARAGON	ASSEN	ESTORIL	MISANO	DONINGTON	MOST	MAGNY-COURS	BARCELONA	PORTIMAO	VILLICUM	MANDALIKA	PHILLIP ISLAND													
1	BAUTISTA Alvaro (ESP)	473	20	25	20	25	25	20	25	25	20	25	20	25	25	25	20	25	25	20	25	25					
2	RAZGATLIOGLU Toprak (TUR)	393	80	16	16	16	20	16	20	25	25	20	25	5	25	11	16	25	20	1							
3	REA Jonathan (GBR)	386	87	7	25	20	25	16	25	20	13	20	16	13	16	11	20	13	16	16	20						
4	RINALDI Michael Ruben (ITA)	243	250	143	13	13	9	7	8	16	16	10	13	9	10	20	13	20	9	13	11						
5	LOCATELLI Andrea (ITA)	204	269	39	11	13	20	13	11	10	10	6	8	10	10	9	9	7	10	10	8						
6	BASSANI Axel (ITA)	203	270	1	10	6	10	4	9	13	9	11	9	11	11	16	16	8	11	13	16						
7	LOWES Alex (GBR)	199	274	4	11	13	9	13	11	8	16	10	7	13	13	9	9	11	11	10							
8	LECUONA Iker (ESP)	176	297	23	10	6	11	16	10	10	7	11	8	6	8	7	6	10	8	5	13						
9	REDDING Scott (GBR)	165	308	11	1	7	11	8	5	6	7	13	11	16	13	20	10		9	9							
10	VIERGE Xavi (ESP)	122	351	43	9	8	5	7	11	7	9	3	3	1	9	3	4	10	8	8	7						
11	GERLOFF Garrett (USA)	108	365	14	7	7	8			8	9	5	6	1	11	8	16		6	7	3						
12	BAZ Loris (FRA)	102	371	6	5	9	10	6	4	1	6	7	7	5	2	7	5	7	7	6							
13	OETTL Philipp (GER)	75	398	27	3	3	9			5	5	4	3	8	8	5	9	4	5								
14	MAHIAS Lucas (FRA)	55	418	20	2	5	1	6			4	2	4	7	6	4	2	4	3	5							
15	TAMBURINI Roberto (ITA)	36	437	19	2	2	5			5	4			5	2	3	6		2								
16	BERNARDI Luca (SMR)	35	438	1	4		2	3	1	2	3			2	6	1	3		5	3							
17	VAN DER MARK Michael (NED)	32	441	3		3	8								4		3	2	4	6							
18	LAVERTY Eugene (IRL)	29	444	3	6	4		1	2	3	2						6	2	1	2							
19	FORES Xavi (ESP)	16	457	13			5	6	1											4							
20	NOZANE Kohta (JPN)	14	459	2			2	3	4					3	1		1										
21	MYKHALCHYK Illia (UKR)	10	463	4	8	1				1																	
22	PONSSON Christophe (FRA)	9	464	1		4	4										1										
23	SYHRIN Hañzh (MAS)	4	469	5										4													
24	HASLAM Leon (GBR)	4	469	0		3				1																	
25	MACKENZIE Tarran (GBR)	3	470	1						2	1																
26	HICKMAN Peter (GBR)	2	471	1										2													

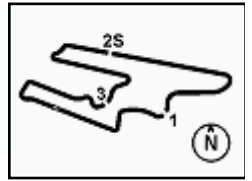
22/10/2022

These data/results cannot be reproduced, stored and/or transmitted in whole or in part by any manner of electronic, mechanical, photocopying, recording, broadcasting or otherwise now known or herein after developed without the previous express consent by the copyright owner, except for reproduction in daily press and regular printed publications on sale to the public within 60 days of the event related to those data/results and always provided that copyright symbol appears together as follows below.

© DORNA WSBK ORGANIZATION Srl 2022

FICR PERUGIA TIMING





Motul Argentinean Round, 21-23 October 2022 Championship Standings

	Points	Points From First	Points From Previous	April 10 ARAGON	April 24 ASSEN	May 22 ESTORIL	June 12 MISANO	July 17 DONINGTON	July 31 MOST	September 11 MAGNY-COURS	September 25 BARCELONA	October 9 PORTIMAO	October 23 VILVICUM	November 13 MANDALIKA	November 20 PHILLIP ISLAND			
27 MERCADO Leandro (ARG)	2	471	0		1				1									
28 GAGNE Jake (USA)	1	472	1									1						

22/10/2022

These data/results cannot be reproduced, stored and/or transmitted in whole or in part by any manner of electronic, mechanical, photocopying, recording, broadcasting or otherwise now known or herein after developed without the previous express consent by the copyright owner, except for reproduction in daily press and regular printed publications on sale to the public within 60 days of the event related to those data/results and always provided that copyright symbol appears together as follows below.

© DORNA WSBK ORGANIZATION Srl 2022

FICR PERUGIA TIMING



Motul Argentinean Round, 21-23 October 2022

Lap Chart Race 1

San Juan Villicum Circuit 4.276 m

1 / 4

	Lap																				
	1	2	3	4	5	6	7	8	9	10	11	12	13	14	15	16	17	18	19	20	21
1	65	47	47	47	47	47	47	19	19	19	19	19	19	19	19	19	19	19	19	19	19
2	47	65	65	65	65	19	19	65	47	47	47	47	47	47	47	47	47	47	65	65	65
3	7	7	7	19	19	65	65	47	65	65	65	65	65	65	65	65	65	65	47	47	47
4	19	19	19	7	7	7	7	7	7	7	7	7	7	7	7	7	7	7	7	7	7
5	45	21	21	21	21	21	21	21	21	21	21	21	21	21	21	21	21	21	21	21	21
6	21	45	45	45	45	22	22	22	22	22	22	22	22	22	22	22	22	22	22	22	22
7	76	76	76	76	76	45	45	45	45	45	45	45	45	45	45	45	45	45	45	45	45
8	22	22	22	22	22	76	76	97	97	97	97	97	97	97	97	97	97	97	97	97	55
9	97	97	97	97	97	97	97	76	76	55	55	55	55	55	55	55	55	55	55	55	97
10	44	55	55	55	55	55	55	55	76	76	76	60	60	60	60	60	60	60	60	60	60
11	55	44	44	44	44	60	60	60	60	60	60	76	76	76	44	44	44	44	44	44	44
12	60	60	60	60	60	44	44	44	44	44	44	44	44	44	44	50	50	12	12	12	12
13	12	12	12	12	5	50	5	5	5	5	50	50	50	50	50	12	12	50	50	31	31
14	3	50	50	50	50	5	50	50	50	50	5	5	5	12	12	31	31	31	31	50	50
15	50	3	5	5	12	31	12	12	12	12	12	12	12	5	31	5	5	5	76	76	1
16	31	31	3	31	31	12	31	31	31	31	31	31	31	31	5	3	3	76	5	1	76
17	5	5	31	3	3	3	3	3	3	3	3	3	3	3	3	76	76	3	1	5	5
18	36	36	36	36	36	36	36	52	52	52	52	52	1	1	1	1	1	1	3	3	3
19	52	52	52	52	52	52	52	27	27	27	27	27	1	52	52	52	52	52	52	52	52
20	27	27	27	27	27	27	27	1	1	1	1	27	27	27	27	27	27	27	27	27	27
21	39	39	39	39	39	39	39	39	39	39	39	39	39	39	39	39	39	39	39	39	39
22	1	1	1	1	1	1	1														

Final Result		
1	19 A. BAUTISTA	Laps 21
2	65 J. REA	5.141
3	47 A. BASSANI	6.689
4	7 I. LECUONA	11.917
5	21 M. RINALDI	13.882
6	22 A. LOWES	14.507
7	45 S. REDDING	18.402
8	55 A. LOCATELLI	18.869
9	97 X. VIERGE	19.540
10	60 M. VAN DER MARK	24.661
11	44 L. MAHIAS	31.397
12	12 X. FORES	32.969
13	31 G. GERLOFF	35.081
14	50 E. LAVERTY	36.961
15	1 T. RAZGATLIOGLU	39.885
16	76 L. BAZ	40.371
17	5 P. OETTL	44.885
18	3 K. NOZANE	45.220
19	52 D. KONIG	1'04.546
20	27 M. SCHEIB	1'19.515
21	39 M. SOLORZA	1'32.427
RET	36 L. MERCADO	14 Laps

22/10/2022

These data/results cannot be reproduced, stored and/or transmitted in whole or in part by any manner of electronic, mechanical, photocopying, recording, broadcasting or otherwise now known or herein after developed without the previous express consent by the copyright owner, except for reproduction in daily press and regular printed publications on sale to the public within 60 days of the event related to those data/results and always provided that copyright symbol appears together as follows below.

© DORNA WSBK ORGANIZATION Srl 2022

Motul Argentinean Round, 21-23 October 2022

Lap Chart Race 1

2 / 4

Lap 1		
1	65 J.Rea	1'41.532
2	47 A.Bassani	0.119
3	7 I.Lecuona	0.404
4	19 A.Bautista	0.893
5	45 S.Redding	1.109
6	21 M.Rinaldi	1.283
7	76 L.Baz	1.497
8	22 A.Lowes	1.897
9	97 X.Vierge	2.072
10	44 L.Mahias	2.250
11	55 A.Locatelli	2.403
12	60 M.van der Mark	2.589
13	12 X.Fores	3.216
14	3 K.Nozone	3.419
15	50 E.Laverty	3.511
16	31 G.Gerloff	3.698
17	5 P.Oettl	3.774
18	36 L.Mercado	4.072
19	52 O.Konig	4.458
20	27 M.Scheib	4.652
21	39 M.Solorza	5.226
22	1 T.Razgatioglu	24.972

Lap 4		
1	47 A.Bassani	6'35.062
2	65 J.Rea	0.339
3	19 A.Bautista	0.691
4	7 I.Lecuona	1.272
5	21 M.Rinaldi	2.474
6	45 S.Redding	2.651
7	76 L.Baz	3.524
8	22 A.Lowes	3.750
9	97 X.Vierge	4.552
10	55 A.Locatelli	5.323
11	44 L.Mahias	6.245
12	60 M.van der Mark	6.725
13	12 X.Fores	7.513
14	50 E.Laverty	7.961
15	5 P.Oettl	8.105
16	31 G.Gerloff	8.706
17	3 K.Nozone	8.964
18	36 L.Mercado	9.865
19	52 O.Konig	12.108
20	27 M.Scheib	12.338
21	39 M.Solorza	19.625
22	1 T.Razgatioglu	29.274

Lap 7		
1	47 A.Bassani	11'29.293
2	19 A.Bautista	0.271
3	65 J.Rea	0.473
4	7 I.Lecuona	2.097
5	21 M.Rinaldi	3.557
6	22 A.Lowes	6.040
7	45 S.Redding	6.484
8	76 L.Baz	6.820
9	97 X.Vierge	7.348
10	55 A.Locatelli	7.504
11	60 M.van der Mark	8.825
12	44 L.Mahias	10.117
13	5 P.Oettl	11.588
14	50 E.Laverty	11.946
15	12 X.Fores	12.913
16	31 G.Gerloff	13.110
17	3 K.Nozone	13.438
18	36 L.Mercado	14.456
19	52 O.Konig	19.656
20	27 M.Scheib	19.826
21	39 M.Solorza	31.223
22	1 T.Razgatioglu	31.276

2	47 A.Bassani	1.665
3	65 J.Rea	1.858
4	7 I.Lecuona	4.092
5	21 M.Rinaldi	5.080
6	22 A.Lowes	8.685
7	45 S.Redding	8.884
8	97 X.Vierge	9.860
9	55 A.Locatelli	11.514
10	76 L.Baz	12.729
11	60 M.van der Mark	13.133
12	44 L.Mahias	13.807
13	5 P.Oettl	16.081
14	50 E.Laverty	16.408
15	12 X.Fores	17.779
16	31 G.Gerloff	17.971
17	3 K.Nozone	18.719
18	52 O.Konig	29.188
19	27 M.Scheib	29.869
20	1 T.Razgatioglu	34.425
21	39 M.Solorza	42.949

Lap 2		
1	47 A.Bassani	3'19.382
2	65 J.Rea	0.405
3	7 I.Lecuona	0.613
4	19 A.Bautista	0.958
5	21 M.Rinaldi	1.678
6	45 S.Redding	1.882
7	76 L.Baz	2.092
8	22 A.Lowes	2.667
9	97 X.Vierge	3.089
10	55 A.Locatelli	3.920
11	44 L.Mahias	4.136
12	60 M.van der Mark	4.313
13	12 X.Fores	5.080
14	50 E.Laverty	5.275
15	3 K.Nozone	5.488
16	31 G.Gerloff	5.598
17	5 P.Oettl	5.843
18	36 L.Mercado	6.113
19	52 O.Konig	6.885
20	27 M.Scheib	7.039
21	39 M.Solorza	8.725
22	1 T.Razgatioglu	27.216

Lap 5		
1	47 A.Bassani	8'13.022
2	65 J.Rea	0.328
3	19 A.Bautista	0.549
4	7 I.Lecuona	1.549
5	21 M.Rinaldi	3.078
6	45 S.Redding	3.462
7	76 L.Baz	4.058
8	22 A.Lowes	4.357
9	97 X.Vierge	5.110
10	55 A.Locatelli	5.915
11	44 L.Mahias	7.465
12	60 M.van der Mark	7.554
13	5 P.Oettl	9.157
14	50 E.Laverty	9.564
15	12 X.Fores	9.625
16	31 G.Gerloff	9.856
17	3 K.Nozone	10.271
18	36 L.Mercado	11.435
19	52 O.Konig	14.350
20	27 M.Scheib	14.566
21	39 M.Solorza	23.672
22	1 T.Razgatioglu	29.948

Lap 8		
1	19 A.Bautista	13'07.202
2	65 J.Rea	0.721
3	47 A.Bassani	0.968
4	7 I.Lecuona	2.365
5	21 M.Rinaldi	3.735
6	22 A.Lowes	6.674
7	45 S.Redding	7.039
8	97 X.Vierge	8.052
9	76 L.Baz	8.374
10	55 A.Locatelli	8.559
11	60 M.van der Mark	9.636
12	44 L.Mahias	11.106
13	5 P.Oettl	12.767
14	50 E.Laverty	13.453
15	12 X.Fores	14.722
16	31 G.Gerloff	15.032
17	3 K.Nozone	15.267
18	52 O.Konig	23.042
19	27 M.Scheib	23.224
20	1 T.Razgatioglu	32.181
21	39 M.Solorza	34.768

Lap 11		
1	19 A.Bautista	17'59.991
2	47 A.Bassani	2.746
3	65 J.Rea	2.902
4	7 I.Lecuona	4.789
5	21 M.Rinaldi	5.978
6	22 A.Lowes	9.573
7	45 S.Redding	9.800
8	97 X.Vierge	10.667
9	55 A.Locatelli	12.573
10	76 L.Baz	14.330
11	60 M.van der Mark	14.513
12	44 L.Mahias	15.192
13	50 E.Laverty	17.888
14	5 P.Oettl	18.410
15	12 X.Fores	19.315
16	31 G.Gerloff	19.638
17	3 K.Nozone	20.508
18	52 O.Konig	32.258
19	27 M.Scheib	32.908
20	1 T.Razgatioglu	35.564
21	39 M.Solorza	47.120

Lap 3		
1	47 A.Bassani	4'57.263
2	65 J.Rea	0.332
3	7 I.Lecuona	0.620
4	19 A.Bautista	0.944
5	21 M.Rinaldi	2.209
6	45 S.Redding	2.388
7	76 L.Baz	2.931
8	22 A.Lowes	3.354
9	97 X.Vierge	3.785
10	55 A.Locatelli	4.685
11	44 L.Mahias	5.313
12	60 M.van der Mark	5.748
13	12 X.Fores	6.312
14	50 E.Laverty	6.573
15	5 P.Oettl	6.958
16	3 K.Nozone	6.967
17	31 G.Gerloff	7.236
18	36 L.Mercado	8.045
19	52 O.Konig	9.548
20	27 M.Scheib	9.732
21	39 M.Solorza	15.278
22	1 T.Razgatioglu	28.453

Lap 6		
1	47 A.Bassani	9'51.127
2	19 A.Bautista	0.621
3	65 J.Rea	0.841
4	7 I.Lecuona	1.684
5	21 M.Rinaldi	3.464
6	22 A.Lowes	5.602
7	45 S.Redding	5.979
8	76 L.Baz	6.172
9	97 X.Vierge	6.397
10	55 A.Locatelli	6.634
11	60 M.van der Mark	8.262
12	44 L.Mahias	9.048
13	50 E.Laverty	10.628
14	5 P.Oettl	10.703
15	31 G.Gerloff	11.359
16	12 X.Fores	11.722
17	3 K.Nozone	11.973
18	36 L.Mercado	12.932
19	52 O.Konig	17.125
20	27 M.Scheib	17.256
21	39 M.Solorza	27.548
22	1 T.Razgatioglu	30.591

Lap 9		
1	19 A.Bautista	14'44.767
2	47 A.Bassani	1.294
3	65 J.Rea	1.647
4	7 I.Lecuona	3.538
5	21 M.Rinaldi	4.282
6	22 A.Lowes	7.535
7	45 S.Redding	7.823
8	97 X.Vierge	8.973
9	76 L.Baz	9.791
10	55 A.Locatelli	9.965
11	60 M.van der Mark	11.306
12	44 L.Mahias	12.480
13	5 P.Oettl	14.466
14	50 E.Laverty	15.026
15	12 X.Fores	16.429
16	31 G.Gerloff	16.570
17	3 K.Nozone	17.308
18	52 O.Konig	26.311
19	27 M.Scheib	26.539
20	1 T.Razgatioglu	33.408
21	39 M.Solorza	39.007

Lap 12		
1	19 A.Bautista	19'37.559
2	47 A.Bassani	2.955
3	65 J.Rea	3.470
4	7 I.Lecuona	5.313
5	21 M.Rinaldi	6.751
6	22 A.Lowes	10.475
7	45 S.Redding	10.741
8	97 X.Vierge	11.535
9	55 A.Locatelli	13.440
10	76 L.Baz	16.135
11	60 M.van der Mark	16.306
12	44 L.Mahias	16.617
13	50 E.Laverty	19.716
14	5 P.Oettl	20.808
15	12 X.Fores	21.704
16	31 G.Gerloff	21.997
17	3 K.Nozone	22.870
18	52 O.Konig	35.165
19	1 T.Razgatioglu	36.489
20	27 M.Scheib	36.851
21	39 M.Solorza	51.576

22/10/2022

These data/results cannot be reproduced, stored and/or transmitted in whole or in part by any manner of electronic, mechanical, photocopying, recording, broadcasting or otherwise now known or herein after developed without the previous express consent by the copyright owner, except for reproduction in daily press and regular printed publications on sale to the public within 60 days of the event related to those data/results and always provided that copyright symbol appears together as follows below.

© DORNA WSBK ORGANIZATION Srl 2022

FICR PERUGIA TIMING



Motul Argentinean Round, 21-23 October 2022

Lap Chart Race 1

6	22	A.Lowes	10.790	10	60	M.van der Mark	21.074
7	45	S.Redding	11.385	11	44	L.Mahias	23.155
8	97	X.Vierge	12.253	12	50	E.Laverty	27.280
9	55	A.Locatelli	14.365	13	12	X.Fores	27.815
10	60	M.van der Mark	17.565	14	31	G.Gerloff	29.859
11	76	L.Baz	17.780	15	5	P.Oetli	32.419
12	44	L.Mahias	18.229	16	3	K.Nozone	32.920
13	50	E.Laverty	21.381	17	76	L.Baz	34.348
14	5	P.Oetli	23.037	18	1	T.Razgatlioglu	39.244
15	12	X.Fores	23.229	19	52	O.Konig	50.240
16	31	G.Gerloff	23.526	20	27	M.Scheib	57.326
17	3	K.Nozone	24.770	21	39	M.Solorza	1'10.415
18	1	T.Razgatlioglu	37.192				
19	52	O.Konig	37.764				
20	27	M.Scheib	43.212				
21	39	M.Solorza	56.087				

14	31	G.Gerloff	33.986
15	76	L.Baz	38.946
16	5	P.Oetli	39.405
17	1	T.Razgatlioglu	40.380
18	3	K.Nozone	40.952
19	52	O.Konig	59.429
20	27	M.Scheib	1'10.522
21	39	M.Solorza	1'24.612

Lap 20

1	19	A.Bautista	32'39.132
2	65	J.Rea	5.854
3	47	A.Bassani	7.003
4	7	I.Lecuona	12.225
5	21	M.Rinaldi	13.646
6	22	A.Lowes	15.383
7	45	S.Redding	18.464
8	97	X.Vierge	19.293
9	55	A.Locatelli	19.489
10	60	M.van der Mark	25.158
11	44	L.Mahias	30.575
12	12	X.Fores	32.705
13	31	G.Gerloff	35.699
14	50	E.Laverty	36.089
15	76	L.Baz	40.354
16	1	T.Razgatlioglu	40.502
17	5	P.Oetli	42.497
18	3	K.Nozone	43.484
19	52	O.Konig	1'02.552
20	27	M.Scheib	1'15.263
21	39	M.Solorza	1'29.176

Lap 21

1	19	A.Bautista	34'18.304
2	65	J.Rea	5.141
3	47	A.Bassani	6.689
4	7	I.Lecuona	11.917
5	21	M.Rinaldi	13.882
6	22	A.Lowes	14.507
7	45	S.Redding	18.402
8	55	A.Locatelli	18.869
9	97	X.Vierge	19.540
10	60	M.van der Mark	24.661
11	44	L.Mahias	31.397
12	12	X.Fores	32.969
13	31	G.Gerloff	35.081
14	50	E.Laverty	36.961
15	1	T.Razgatlioglu	39.885
16	76	L.Baz	40.371
17	5	P.Oetli	44.885
18	3	K.Nozone	45.220
19	52	O.Konig	1'04.546
20	27	M.Scheib	1'19.515
21	39	M.Solorza	1'32.427

Lap 14

1	19	A.Bautista	22'52.748
2	47	A.Bassani	3.873
3	65	J.Rea	4.150
4	7	I.Lecuona	6.984
5	21	M.Rinaldi	9.265
6	22	A.Lowes	11.448
7	45	S.Redding	13.053
8	97	X.Vierge	13.677
9	55	A.Locatelli	15.590
10	60	M.van der Mark	19.036
11	76	L.Baz	19.270
12	44	L.Mahias	19.897
13	50	E.Laverty	23.336
14	12	X.Fores	25.038
15	5	P.Oetli	26.222
16	31	G.Gerloff	26.405
17	3	K.Nozone	27.719
18	1	T.Razgatlioglu	37.917
19	52	O.Konig	41.149
20	27	M.Scheib	47.883
21	39	M.Solorza	1'01.032

Lap 15

1	19	A.Bautista	24'30.349
2	47	A.Bassani	4.422
3	65	J.Rea	4.663
4	7	I.Lecuona	7.691
5	21	M.Rinaldi	9.902
6	22	A.Lowes	12.266
7	45	S.Redding	14.250
8	97	X.Vierge	14.931
9	55	A.Locatelli	16.464
10	60	M.van der Mark	19.826
11	76	L.Baz	20.344
12	44	L.Mahias	21.161
13	50	E.Laverty	25.053
14	12	X.Fores	26.212
15	31	G.Gerloff	28.661
16	5	P.Oetli	29.283
17	3	K.Nozone	29.994
18	1	T.Razgatlioglu	38.269
19	52	O.Konig	46.928
20	27	M.Scheib	52.237
21	39	M.Solorza	1'05.580

Lap 16

1	19	A.Bautista	26'07.738
2	47	A.Bassani	5.097
3	65	J.Rea	5.326
4	7	I.Lecuona	8.840
5	21	M.Rinaldi	10.685
6	22	A.Lowes	13.093
7	45	S.Redding	15.513
8	97	X.Vierge	16.205
9	55	A.Locatelli	17.244

Lap 17

1	19	A.Bautista	27'45.543
2	47	A.Bassani	5.299
3	65	J.Rea	5.534
4	7	I.Lecuona	9.680
5	21	M.Rinaldi	11.480
6	22	A.Lowes	14.169
7	45	S.Redding	15.940
8	97	X.Vierge	16.823
9	55	A.Locatelli	17.839
10	60	M.van der Mark	22.038
11	44	L.Mahias	24.939
12	50	E.Laverty	29.024
13	12	X.Fores	29.099
14	31	G.Gerloff	31.273
15	5	P.Oetli	34.769
16	3	K.Nozone	35.247
17	76	L.Baz	35.898
18	1	T.Razgatlioglu	39.809
19	52	O.Konig	53.374
20	27	M.Scheib	1'01.764
21	39	M.Solorza	1'14.941

Lap 18

1	19	A.Bautista	29'23.314
2	47	A.Bassani	6.096
3	65	J.Rea	6.127
4	7	I.Lecuona	10.393
5	21	M.Rinaldi	12.351
6	22	A.Lowes	14.431
7	45	S.Redding	16.491
8	97	X.Vierge	17.472
9	55	A.Locatelli	18.395
10	60	M.van der Mark	23.104
11	44	L.Mahias	26.487
12	12	X.Fores	30.168
13	50	E.Laverty	31.684
14	31	G.Gerloff	32.352
15	5	P.Oetli	37.041
16	76	L.Baz	37.287
17	3	K.Nozone	37.976
18	1	T.Razgatlioglu	40.013
19	52	O.Konig	56.207
20	27	M.Scheib	1'06.036
21	39	M.Solorza	1'19.831

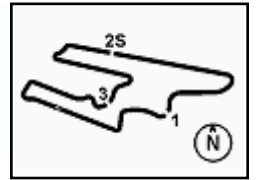
Lap 19

1	19	A.Bautista	31'01.161
2	65	J.Rea	6.227
3	47	A.Bassani	6.634
4	7	I.Lecuona	11.253
5	21	M.Rinaldi	13.088
6	22	A.Lowes	14.837
7	45	S.Redding	17.652
8	97	X.Vierge	18.466
9	55	A.Locatelli	18.871
10	60	M.van der Mark	24.245
11	44	L.Mahias	28.450
12	12	X.Fores	31.438
13	50	E.Laverty	33.815

22/10/2022

These data/results cannot be reproduced, stored and/or transmitted in whole or in part by any manner of electronic, mechanical, photocopying, recording, broadcasting or otherwise now known or herein after developed without the previous express consent by the copyright owner, except for reproduction in daily press and regular printed publications on sale to the public within 60 days of the event related to those data/results and always provided that copyright symbol appears together as follows below.

© DORNA WSBK ORGANIZATION Srl 2022



Race Pace Comparison

	19 Bau	65 Rea	47 Bas	7 Lec	21 Rin	22 Low	45 Red	55 Loc	97 Vie	60 vdM	44 Mah	12 For	31 Ger	50 Lav
1	1'42.425	1'41.532	1'41.651	1'41.936	1'42.815	1'43.429	1'42.641	1'43.935	1'43.604	1'44.121	1'43.782	1'44.748	1'45.230	1'45.043
2	1'37.915	1'38.255	1'37.731	1'38.059	1'38.245	1'38.620	1'38.623	1'39.367	1'38.867	1'39.574	1'39.736	1'39.714	1'39.750	1'39.614
3	1'37.867	1'37.808	1'37.881	1'37.888	1'38.412	1'38.568	1'38.387	1'38.646	1'38.577	1'39.316	1'39.058	1'39.113	1'39.519	1'39.179
4	1'37.546	1'37.806	1'37.799	1'38.451	1'38.064	1'38.195	1'38.062	1'38.437	1'38.566	1'38.776	1'38.731	1'39.000	1'39.269	1'39.187
5	1'37.818	1'37.949	1'37.960	1'38.237	1'38.564	1'38.567	1'38.771	1'38.552	1'38.518	1'38.789	1'39.180	1'40.072	1'39.110	1'39.563
6	1'38.177	1'38.618	1'38.105	1'38.240	1'38.491	1'39.350	1'40.622	1'38.824	1'39.392	1'38.813	1'39.688	1'40.202	1'39.608	1'39.169
7	1'37.816	1'37.798	1'38.166	1'38.579	1'38.259	1'38.604	1'38.671	1'39.036	1'39.117	1'38.729	1'39.235	1'39.357	1'39.917	1'39.484
8	1'37.638	1'38.157	1'38.877	1'38.177	1'38.087	1'38.543	1'38.464	1'38.964	1'38.613	1'38.720	1'38.898	1'39.718	1'39.831	1'39.416
9	1'37.565	1'38.491	1'37.891	1'38.738	1'38.112	1'38.426	1'38.349	1'38.971	1'38.486	1'39.235	1'38.939	1'39.272	1'39.103	1'39.138
10	1'37.647	1'37.858	1'38.018	1'38.201	1'38.445	1'38.797	1'38.708	1'39.196	1'38.534	1'39.474	1'38.974	1'38.997	1'39.048	1'39.029
11	1'37.577	1'38.621	1'38.658	1'38.274	1'38.475	1'38.465	1'38.493	1'38.636	1'38.384	1'38.957	1'38.962	1'39.113	1'39.244	1'39.057
12	1'37.568	1'38.136	1'37.777	1'38.092	1'38.341	1'38.470	1'38.509	1'38.435	1'38.436	1'39.361	1'38.993	1'39.957	1'39.927	1'39.396
13	1'37.653	1'38.106	1'37.944	1'38.574	1'38.893	1'37.968	1'38.297	1'38.578	1'38.371	1'38.912	1'39.265	1'39.178	1'39.182	1'39.318
14	1'37.536	1'37.763	1'38.163	1'38.286	1'38.810	1'38.194	1'39.204	1'38.761	1'38.960	1'39.007	1'39.204	1'39.345	1'40.415	1'39.491
15	1'37.601	1'38.114	1'38.150	1'38.308	1'38.238	1'38.419	1'38.798	1'38.475	1'38.855	1'38.391	1'38.865	1'38.775	1'39.857	1'39.318
16	1'37.389	1'38.052	1'38.064	1'38.538	1'38.172	1'38.216	1'38.652	1'38.169	1'38.663	1'38.637	1'39.383	1'38.992	1'38.587	1'39.616
17	1'37.805	1'38.013	1'38.007	1'38.645	1'38.600	1'38.881	1'38.232	1'38.400	1'38.423	1'38.769	1'39.589	1'39.089	1'39.219	1'39.549
18	1'37.771	1'38.364	1'38.568	1'38.484	1'38.642	1'38.033	1'38.322	1'38.327	1'38.420	1'38.837	1'39.319	1'38.840	1'38.850	1'40.431
19	1'37.847	1'37.947	1'38.385	1'38.707	1'38.584	1'38.253	1'39.008	1'38.323	1'38.841	1'38.988	1'39.810	1'39.117	1'39.481	1'39.978
20	1'37.971	1'37.598	1'38.340	1'38.943	1'38.529	1'38.517	1'38.783	1'38.589	1'38.798	1'38.884	1'40.096	1'39.238	1'39.684	1'40.245
21	1'39.172	1'38.459	1'38.858	1'38.864	1'39.408	1'38.296	1'39.110	1'38.552	1'39.419	1'38.675	1'39.994	1'39.436	1'38.554	1'40.044

	1 Raz	76 Baz	5 Oet	3 Noz	52 Kon	27 Sch	39 Sol	36 Mer
1	2'06.504	1'43.029	1'45.306	1'44.951	1'45.990	1'46.184	1'46.758	1'45.604
2	1'40.094	1'38.445	1'39.919	1'39.919	1'40.277	1'40.237	1'41.349	1'39.891
3	1'39.118	1'38.720	1'38.996	1'39.360	1'40.544	1'40.574	1'44.434	1'39.813
4	1'38.620	1'38.392	1'38.946	1'39.796	1'40.359	1'40.405	1'42.146	1'39.619
5	1'38.634	1'38.494	1'39.012	1'39.267	1'40.202	1'40.188	1'42.007	1'39.530
6	1'38.748	1'40.219	1'39.651	1'39.807	1'40.880	1'40.795	1'41.981	1'39.602
7	1'38.851	1'38.814	1'39.051	1'39.631	1'40.697	1'40.736	1'41.841	1'39.690
8	1'38.814	1'39.463	1'39.088	1'39.738	1'41.295	1'41.307	1'41.454	
9	1'38.792	1'38.982	1'39.264	1'39.606	1'40.834	1'40.880	1'41.804	
10	1'38.664	1'40.585	1'39.262	1'39.058	1'40.524	1'40.977	1'41.589	
11	1'38.716	1'39.178	1'39.906	1'39.366	1'40.647	1'40.616	1'41.748	
12	1'38.493	1'39.373	1'39.966	1'39.930	1'40.475	1'41.511	1'42.024	
13	1'38.356	1'39.298	1'39.882	1'39.553	1'40.252	1'44.014	1'42.164	
14	1'38.261	1'39.026	1'40.721	1'40.485	1'40.921	1'42.207	1'42.481	
15	1'37.953	1'38.675	1'40.662	1'39.876	1'43.380	1'41.955	1'42.149	
16	1'38.364	1'51.393	1'40.525	1'40.315	1'40.701	1'42.478	1'42.224	
17	1'38.370	1'39.355	1'40.155	1'40.132	1'40.939	1'42.243	1'42.331	
18	1'37.975	1'39.160	1'40.043	1'40.500	1'40.604	1'42.043	1'42.661	
19	1'38.214	1'39.506	1'40.211	1'40.823	1'41.069	1'42.333	1'42.628	
20	1'38.093	1'39.379	1'41.063	1'40.503	1'41.094	1'42.712	1'42.535	
21	1'38.555	1'39.189	1'41.560	1'40.908	1'41.166	1'43.424	1'42.423	

22/10/2022

These data/results cannot be reproduced, stored and/or transmitted in whole or in part by any manner of electronic, mechanical, photocopying, recording, broadcasting or otherwise now known or herein after developed without the previous express consent by the copyright owner, except for reproduction in daily press and regular printed publications on sale to the public within 60 days of the event related to those data/results and always provided that copyright symbol appears together as follows below.

© DORNA WSBK ORGANIZATION Srl 2022

FICR PERUGIA TIMING



Motul Argentinean Round, 21-23 October 2022

Best Sectors & Speed Race 1

San Juan Villicum Circuit 4.276 m

RESULTS

1	19	A. BAUTISTA	Ducati Panigale V4R	Laps 21
2	65	J. REA	Kawasaki ZX-10RR	5.141
3	47	A. BASSANI	Ducati Panigale V4R	6.689
4	7	I. LECUONA	Honda CBR1000 RR-R	11.917
5	21	M. RINALDI	Ducati Panigale V4R	13.882
6	22	A. LOWES	Kawasaki ZX-10RR	14.507
7	45	S. REDDING	BMW M1000RR	18.402
8	55	A. LOCATELLI	Yamaha YZF R1	18.869
9	97	X. VIERGE	Honda CBR1000 RR-R	19.540
10	60	M. VAN DER MARK	BMW M1000RR	24.661
11	44	L. MAHIAS	Kawasaki ZX-10RR	31.397
12	12	X. FORES	Ducati Panigale V4R	32.969
13	31	G. GERLOFF	Yamaha YZF R1	35.081
14	50	E. LAVERTY	BMW M1000RR	36.961
15	1	T. RAZGATLIOGLU	Yamaha YZF R1	39.885
16	76	L. BAZ	BMW M1000RR	40.371
17	5	P. OETTL	Ducati Panigale V4R	44.885
18	3	K. NOZANE	Yamaha YZF R1	45.220
19	52	D. KONIG	Kawasaki ZX-10RR	1'04.546
20	27	M. SCHEIB	Honda CBR1000 RR-R	1'19.515
21	39	M. SOLORZA	Kawasaki ZX-10RR	1'32.427
RET	36	L. MERCADO	Honda CBR1000 RR-R	14 Laps

SPEED

1	21	M. RINALDI	Ducati Panigale V4R	314,9
2	47	A. BASSANI	Ducati Panigale V4R	314,0
3	7	I. LECUONA	Honda CBR1000 RR-R	314,0
4	19	A. BAUTISTA	Ducati Panigale V4R	314,0
5	97	X. VIERGE	Honda CBR1000 RR-R	314,0
6	65	J. REA	Kawasaki ZX-10RR	313,0
7	45	S. REDDING	BMW M1000RR	312,1
8	76	L. BAZ	BMW M1000RR	312,1
9	1	T. RAZGATLIOGLU	Yamaha YZF R1	312,1
10	36	L. MERCADO	Honda CBR1000 RR-R	311,2
11	12	X. FORES	Ducati Panigale V4R	310,3
12	60	M. VAN DER MARK	BMW M1000RR	309,5
13	50	E. LAVERTY	BMW M1000RR	309,5
14	55	A. LOCATELLI	Yamaha YZF R1	308,6
15	22	A. LOWES	Kawasaki ZX-10RR	306,8
16	5	P. OETTL	Ducati Panigale V4R	305,9
17	3	K. NOZANE	Yamaha YZF R1	305,9
18	31	G. GERLOFF	Yamaha YZF R1	305,9
19	52	D. KONIG	Kawasaki ZX-10RR	304,2
20	44	L. MAHIAS	Kawasaki ZX-10RR	304,2
21	27	M. SCHEIB	Honda CBR1000 RR-R	304,2
22	39	M. SOLORZA	Kawasaki ZX-10RR	295,9

SEG. 1

1	65	J. REA	21.280
2	47	A. BASSANI	21.324
3	7	I. LECUONA	21.326
4	22	A. LOWES	21.346
5	19	A. BAUTISTA	21.348
6	1	T. RAZGATLIOGLU	21.406
7	55	A. LOCATELLI	21.428
8	21	M. RINALDI	21.436
9	45	S. REDDING	21.467
10	76	L. BAZ	21.481
11	97	X. VIERGE	21.523
12	31	G. GERLOFF	21.532
13	60	M. VAN DER MARK	21.584
14	50	E. LAVERTY	21.623
15	3	K. NOZANE	21.625
16	44	L. MAHIAS	21.632
17	12	X. FORES	21.644
18	5	P. OETTL	21.650
19	36	L. MERCADO	21.784
20	52	D. KONIG	21.923
21	27	M. SCHEIB	21.991
22	39	M. SOLORZA	22.169

SEG. 2

1	19	A. BAUTISTA	24.830
2	21	M. RINALDI	24.994
3	47	A. BASSANI	25.035
4	7	I. LECUONA	25.039
5	65	J. REA	25.088
6	97	X. VIERGE	25.090
7	5	P. OETTL	25.189
8	1	T. RAZGATLIOGLU	25.241
9	60	M. VAN DER MARK	25.247
10	45	S. REDDING	25.252
11	22	A. LOWES	25.261
12	55	A. LOCATELLI	25.269
13	76	L. BAZ	25.304
14	12	X. FORES	25.323
15	50	E. LAVERTY	25.341
16	31	G. GERLOFF	25.379
17	44	L. MAHIAS	25.399
18	36	L. MERCADO	25.421
19	3	K. NOZANE	25.457
20	52	D. KONIG	25.711
21	27	M. SCHEIB	25.751
22	39	M. SOLORZA	26.059

SEG. 3

1	65	J. REA	25.050
2	19	A. BAUTISTA	25.087
3	1	T. RAZGATLIOGLU	25.153
4	22	A. LOWES	25.174
5	47	A. BASSANI	25.213
6	55	A. LOCATELLI	25.264
7	7	I. LECUONA	25.322
8	45	S. REDDING	25.344
9	21	M. RINALDI	25.409
10	76	L. BAZ	25.443
11	60	M. VAN DER MARK	25.465
12	31	G. GERLOFF	25.482
13	12	X. FORES	25.496
14	97	X. VIERGE	25.502
15	3	K. NOZANE	25.511
16	44	L. MAHIAS	25.520
17	50	E. LAVERTY	25.524
18	5	P. OETTL	25.574
19	36	L. MERCADO	25.733
20	52	D. KONIG	25.885
21	27	M. SCHEIB	25.957
22	39	M. SOLORZA	26.064

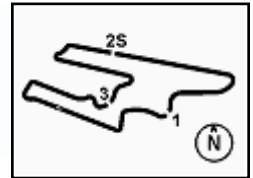
SEG. 4

1	47	A. BASSANI	25.767
2	21	M. RINALDI	25.858
3	19	A. BAUTISTA	25.876
4	65	J. REA	25.878
5	45	S. REDDING	25.879
6	7	I. LECUONA	25.894
7	31	G. GERLOFF	25.895
8	22	A. LOWES	25.904
9	1	T. RAZGATLIOGLU	25.949
10	76	L. BAZ	25.963
11	44	L. MAHIAS	25.964
12	97	X. VIERGE	25.973
13	55	A. LOCATELLI	25.981
14	60	M. VAN DER MARK	25.997
15	5	P. OETTL	26.089
16	12	X. FORES	26.094
17	36	L. MERCADO	26.185
18	50	E. LAVERTY	26.208
19	3	K. NOZANE	26.214
20	52	D. KONIG	26.344
21	27	M. SCHEIB	26.366
22	39	M. SOLORZA	26.771

22/10/2022

These data/results cannot be reproduced, stored and/or transmitted in whole or in part by any manner of electronic, mechanical, photocopying, recording, broadcasting or otherwise now known or herein after developed without the previous express consent by the copyright owner, except for reproduction in daily press and regular printed publications on sale to the public within 60 days of the event related to those data/results and always provided that copyright symbol appears together as follows below.

© DORNA WSBK ORGANIZATION Srl 2022



Motul Argentinean Round, 21-23 October 2022

Chronological Analysis Race 1

San Juan Villicum Circuit 4.276 m

Start at 15:00'24.727

1 / 5

1° 19 A. BAUTISTA [1'37.389]							
Lap	Seg1	Seg2	Seg3	Seg4	Lap Time	km/h	Local Time
1		25.201	26.652	26.197	1'42.425	301,7	15:02'07.152
2	21.451	24.959	25.551	25.954	1'37.915	305,9	15:03'45.067
3	21.456	24.956	25.536	25.919	1'37.867	292,7	15:05'22.934
4	21.474	24.837	25.359	25.876	1'37.546	302,5	15:07'00.480
5	21.465	24.962	25.416	25.975	1'37.818	304,2	15:08'38.298
6	21.576	24.952	25.557	26.092	1'38.177	295,9	15:10'16.475
7	21.449	24.977	25.411	25.979	1'37.816	311,2	15:11'54.291
8	21.494	24.830	25.366	25.948	1'37.638	309,5	15:13'31.929
9	21.410	25.056	25.087	26.012	1'37.565	310,3	15:15'09.494
10	21.448	24.915	25.276	26.008	1'37.647	311,2	15:16'47.141
11	21.394	25.001	25.168	26.014	1'37.577	308,6	15:18'24.718
12	21.412	24.871	25.401	25.884	1'37.568	310,3	15:20'02.286
13	21.348	24.937	25.352	26.016	1'37.653	308,6	15:21'39.939
14	21.400	24.998	25.249	25.889	1'37.536	307,7	15:23'17.475
15	21.443	24.983	25.206	25.969	1'37.601	313,0	15:24'55.076
16	21.368	24.884	25.211	25.926	1'37.389	314,0	15:26'32.465
17	21.478	25.004	25.400	25.923	1'37.805	313,0	15:28'10.270
18	21.521	24.964	25.247	26.039	1'37.771	312,1	15:29'48.041
19	21.552	25.056	25.344	25.895	1'37.847	312,1	15:31'25.888
20	21.546	24.952	25.401	26.072	1'37.971	312,1	15:33'03.859
21	21.583	25.086	25.560	26.943	1'39.172	308,6	15:34'43.031

Race Time 34'18.504

14	21.394	25.291	25.475	26.003	1'38.163	303,4	15:23'21.348
15	21.445	25.206	25.434	26.065	1'38.150	305,1	15:24'59.498
16	21.512	25.180	25.422	25.950	1'38.064	306,8	15:26'37.562
17	21.513	25.076	25.462	25.956	1'38.007	309,5	15:28'15.569
18	21.538	25.188	25.473	26.369	1'38.568	308,6	15:29'54.137
19	21.773	25.035	25.501	26.076	1'38.385	312,1	15:31'32.522
20	21.568	25.211	25.461	26.100	1'38.340	304,2	15:33'10.862
21	21.729	25.256	25.658	26.215	1'38.858	303,4	15:34'49.720

Race Time 34'24.993

2° 65 J. REA [1'37.598]							
Lap	Seg1	Seg2	Seg3	Seg4	Lap Time	km/h	Local Time
1		25.556	25.806	26.113	1'41.532	289,5	15:02'06.259
2	21.280	25.368	25.540	26.067	1'38.255	300,8	15:03'44.514
3	21.333	25.226	25.258	25.991	1'37.808	306,8	15:05'22.322
4	21.377	25.286	25.193	25.950	1'37.806	306,8	15:07'00.128
5	21.356	25.160	25.308	26.125	1'37.949	308,6	15:08'38.077
6	21.336	25.350	25.702	26.230	1'38.618	305,1	15:10'16.695
7	21.460	25.145	25.189	26.004	1'37.798	312,1	15:11'54.493
8	21.491	25.088	25.283	26.295	1'38.157	305,9	15:13'32.650
9	21.363	25.620	25.344	26.164	1'38.491	300,8	15:15'11.141
10	21.300	25.233	25.255	26.070	1'37.858	308,6	15:16'48.999
11	21.350	25.455	25.319	26.497	1'38.621	307,7	15:18'27.620
12	21.460	25.172	25.563	25.941	1'38.136	308,6	15:20'05.756
13	21.589	25.308	25.331	25.878	1'38.106	305,1	15:21'43.862
14	21.311	25.296	25.175	25.981	1'37.763	304,2	15:23'21.625
15	21.430	25.133	25.391	26.160	1'38.114	307,7	15:24'59.739
16	21.468	25.139	25.418	26.027	1'38.052	306,8	15:26'37.791
17	21.519	25.113	25.308	26.073	1'38.013	313,0	15:28'15.804
18	21.437	25.194	25.420	26.313	1'38.364	303,4	15:29'54.168
19	21.491	25.257	25.260	25.939	1'37.947	305,1	15:31'32.115
20	21.358	25.249	25.050	25.941	1'37.598	305,1	15:33'09.713
21	21.691	25.327	25.348	26.093	1'38.459	305,9	15:34'48.172

Race Time 34'23.445

4° 7 I. LECUONA [1'37.888]							
Lap	Seg1	Seg2	Seg3	Seg4	Lap Time	km/h	Local Time
1		25.614	26.209	25.894	1'41.936	300,0	15:02'06.663
2	21.509	25.039	25.478	26.033	1'38.059	306,8	15:03'44.722
3	21.455	25.200	25.322	25.911	1'37.888	314,0	15:05'22.610
4	21.453	25.192	25.780	26.026	1'38.451	301,7	15:07'01.061
5	21.704	25.164	25.414	25.955	1'38.237	312,1	15:08'39.298
6	21.326	25.291	25.646	25.977	1'38.240	312,1	15:10'17.538
7	21.699	25.410	25.387	26.083	1'38.579	305,9	15:11'56.117
8	21.418	25.238	25.395	26.126	1'38.177	310,3	15:13'34.294
9	21.879	25.335	25.414	26.110	1'38.738	310,3	15:15'13.032
10	21.490	25.246	25.450	26.015	1'38.201	311,2	15:16'51.233
11	21.499	25.438	25.389	25.948	1'38.274	309,5	15:18'29.507
12	21.432	25.183	25.510	25.967	1'38.092	311,2	15:20'07.599
13	21.516	25.333	25.734	25.991	1'38.574	308,6	15:21'46.173
14	21.459	25.388	25.392	26.047	1'38.286	308,6	15:23'24.459
15	21.465	25.301	25.420	26.122	1'38.308	308,6	15:25'02.767
16	21.599	25.362	25.479	26.098	1'38.538	311,2	15:26'41.305
17	21.614	25.311	25.502	26.218	1'38.645	311,2	15:28'19.950
18	21.575	25.226	25.473	26.210	1'38.484	311,2	15:29'58.434
19	21.638	25.418	25.490	26.161	1'38.707	312,1	15:31'37.141
20	21.737	25.304	25.518	26.384	1'38.943	309,5	15:33'16.084
21	21.694	25.385	25.458	26.327	1'38.864	310,3	15:34'54.948

Race Time 34'30.221

3° 47 A. BASSANI [1'37.731]							
Lap	Seg1	Seg2	Seg3	Seg4	Lap Time	km/h	Local Time
1		25.385	26.007	25.767	1'41.651	314,0	15:02'06.378
2	21.368	25.086	25.469	25.808	1'37.731	306,8	15:03'44.109
3	21.324	25.199	25.350	26.008	1'37.881	305,9	15:05'21.990
4	21.388	25.249	25.213	25.949	1'37.799	306,8	15:06'59.789
5	21.458	25.214	25.338	25.950	1'37.960	306,8	15:08'37.749
6	21.476	25.354	25.397	25.878	1'38.105	305,1	15:10'15.854
7	21.458	25.345	25.428	25.935	1'38.166	305,9	15:11'54.020
8	21.403	25.292	25.520	26.662	1'38.877	304,2	15:13'32.897
9	21.424	25.228	25.333	25.906	1'37.891	306,8	15:15'10.788
10	21.425	25.258	25.319	26.016	1'38.018	307,7	15:16'48.806
11	21.440	25.314	25.489	26.415	1'38.658	306,8	15:18'27.464
12	21.411	25.157	25.366	25.843	1'37.777	305,1	15:20'05.261
13	21.471	25.163	25.393	25.917	1'37.944	304,2	15:21'43.185

5° 21 M. RINALDI [1'38.064]							
Lap	Seg1	Seg2	Seg3	Seg4	Lap Time	km/h	Local Time
1		25.260	26.435	26.262	1'42.815	305,9	15:02'07.542
2	21.585	24.994	25.512	26.154	1'38.245	310,3	15:03'45.787
3	21.513	25.256	25.571	26.072	1'38.412	307,7	15:05'24.199
4	21.529	25.133	25.544	25.858	1'38.064	312,1	15:07'02.263
5	21.671	25.143	25.661	26.089	1'38.564	314,9	15:08'40.827
6	21.624	25.237	25.619	26.011	1'38.491	314,0	15:10'19.318
7	21.664	25.171	25.455	25.969	1'38.259	307,7	15:11'57.577
8	21.436	25.149	25.511	25.991	1'38.087	308,6	15:13'35.664
9	21.519	25.157	25.473	25.963	1'38.112	309,5	15:15'13.776
10	21.529	25.264	25.629	26.023	1'38.445	310,3	15:16'52.221
11	21.589	25.147	25.643	26.096	1'38.475	306,8	15:18'30.696
12	21.542	25.183	25.569	26.047	1'38.341	307,7	15:20'09.037
13	21.791	25.315	25.731	26.056	1'38.893	306,8	15:21'47.930
14	21.525	25.293	25.881	26.111	1'38.810	309,5	15:23'26.740
15	21.577	25.169	25.409	26.083	1'38.238	311,2	15:25'04.978
16	21.543	25.184	25.460	25.985	1'38.172	312,1	15:26'43.150
17	21.695	25.292	25.600	26.013	1'38.600	313,0	15:28'21.750
18	21.705	25.245	25.666	26.026	1'38.642	314,9	15:30'00.392
19	21.630	25.195	25.702	26.057	1'38.584	312,1	15:31'38.976
20	21.706	25.172	25.542	26.109	1'38.529	311,2	15:33'17.505
21	21.763	25.388	25.880	26.377	1'39.408	307,7	15:34'56.913

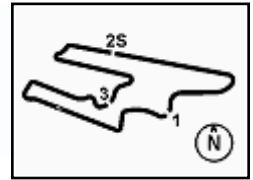
Race Time 34'32.186

6° 22 A. LOWES [1'37.968]							
Lap	Seg1	Seg2	Seg3	Seg4	Lap Time	km/h	Local Time
1		25.448	26.482	26.421	1'43.429	278,4	15:02'08.156
2	21.483	25.407	25.595	26.135	1'38.620	301,7	15:03'46.776
3	21.608	25.414	25.493	26.053	1'38.568	297,5	15:05'25.344
4	21.518	25.344	25.429	25.904	1'38.195	291,1	15:07'03.539

22/10/2022 P = Pits In/Out - C = Lap Time Cancelled

These data/results cannot be reproduced, stored and/or transmitted in whole or in part by any manner of electronic, mechanical, photocopying, recording, broadcasting or otherwise now known or herein after developed without the previous express consent by the copyright owner, except for reproduction in daily press and regular printed publications on sale to the public within 60 days of the event related to those data/results and always provided that copyright symbol appears together as follows below.

© DORNA WSBK ORGANIZATION Srl 2022



Motul Argentinean Round, 21-23 October 2022
Chronological Analysis Race 1

San Juan Villicum Circuit 4.276 m

Start at 15:00'24.727

2 / 5

5	21.608	25.441	25.519	25.999	1'38.567	294,3	15:08'42.106
6	21.591	25.519	25.886	26.354	1'39.350	300,8	15:10'21.456
7	21.557	25.493	25.527	26.027	1'38.604	301,7	15:12'00.060
8	21.484	25.557	25.471	26.031	1'38.543	301,7	15:13'38.603
9	21.479	25.483	25.298	26.166	1'38.426	303,4	15:15'17.029
10	21.740	25.469	25.448	26.140	1'38.797	303,4	15:16'55.826
11	21.459	25.466	25.481	26.059	1'38.465	303,4	15:18'34.291
12	21.570	25.482	25.335	26.083	1'38.470	304,2	15:20'12.761
13	21.472	25.291	25.266	25.939	1'37.968	301,7	15:21'50.729
14	21.346	25.502	25.304	26.042	1'38.194	301,7	15:23'28.923
15	21.540	25.369	25.449	26.061	1'38.419	304,2	15:25'07.342
16	21.509	25.381	25.314	26.012	1'38.216	305,1	15:26'45.558
17	22.052	25.359	25.382	26.088	1'38.881	305,1	15:28'24.439
18	21.596	25.261	25.174	26.002	1'38.033	306,8	15:30'02.472
19	21.494	25.362	25.394	26.003	1'38.253	305,1	15:31'40.725
20	21.500	25.389	25.520	26.108	1'38.517	301,7	15:33'19.242
21	21.600	25.288	25.432	25.976	1'38.296	305,1	15:34'57.538

Race Time 34'32.811

7° 45 S. REDDING (1'38.062)

Lap	Seg.1	Seg.2	Seg.3	Seg.4	Lap Time	km/h	Local Time
1		25.430	26.309	26.271	1'42.641	298,3	15:02'07.368
2	21.473	25.287	25.817	26.046	1'38.623	300,0	15:03'45.991
3	21.518	25.428	25.378	26.063	1'38.387	300,0	15:05'24.378
4	21.534	25.305	25.344	25.879	1'38.062	307,7	15:07'02.440
5	21.787	25.288	25.620	26.076	1'38.771	312,1	15:08'41.211
6	21.655	26.779	25.635	26.553	1'40.622	300,0	15:10'21.833
7	21.725	25.472	25.428	26.046	1'38.671	304,2	15:12'00.504
8	21.552	25.404	25.427	26.081	1'38.464	303,4	15:13'38.968
9	21.519	25.364	25.351	26.115	1'38.349	306,8	15:15'17.317
10	21.619	25.335	25.630	26.124	1'38.708	301,7	15:16'56.025
11	21.574	25.278	25.557	26.084	1'38.493	301,7	15:18'34.518
12	21.567	25.370	25.551	26.021	1'38.509	297,5	15:20'13.027
13	21.467	25.340	25.429	26.061	1'38.297	308,6	15:21'51.324
14	21.559	25.497	25.905	26.243	1'39.204	303,4	15:23'30.528
15	21.846	25.400	25.409	26.143	1'38.798	307,7	15:25'09.326
16	21.815	25.322	25.398	26.117	1'38.652	309,5	15:26'47.978
17	21.569	25.252	25.401	26.010	1'38.232	308,6	15:28'26.210
18	21.648	25.323	25.375	25.976	1'38.322	310,3	15:30'04.532
19	21.577	25.528	25.535	26.368	1'39.008	306,8	15:31'43.540
20	21.741	25.442	25.424	26.176	1'38.783	307,7	15:33'22.323
21	21.864	25.418	25.566	26.262	1'39.110	309,5	15:35'01.433

Race Time 34'36.706

8° 55 A. LOCATELLI (1'38.169)

Lap	Seg.1	Seg.2	Seg.3	Seg.4	Lap Time	km/h	Local Time
1		25.569	26.556	26.310	1'43.935	288,0	15:02'08.662
2	21.869	25.720	25.694	26.084	1'39.367	305,1	15:03'48.029
3	21.607	25.444	25.567	26.028	1'38.646	303,4	15:05'26.675
4	21.489	25.483	25.438	26.027	1'38.437	306,8	15:07'05.112
5	21.512	25.491	25.530	26.019	1'38.552	305,9	15:08'43.664
6	21.534	25.585	25.541	26.164	1'38.824	304,2	15:10'22.488
7	21.839	25.424	25.625	26.148	1'39.036	302,5	15:12'01.524
8	21.752	25.512	25.568	26.132	1'38.964	300,8	15:13'40.488
9	21.698	25.479	25.586	26.208	1'38.971	300,0	15:15'19.459
10	22.149	25.467	25.486	26.094	1'39.196	304,2	15:16'58.655
11	21.583	25.458	25.521	26.074	1'38.636	303,4	15:18'37.291
12	21.555	25.377	25.462	26.041	1'38.435	304,2	15:20'15.726
13	21.498	25.561	25.535	25.984	1'38.578	302,5	15:21'54.304
14	21.555	25.538	25.662	26.006	1'38.761	302,5	15:23'33.065
15	21.603	25.374	25.495	26.003	1'38.475	303,4	15:25'11.540
16	21.574	25.350	25.264	25.981	1'38.169	307,7	15:26'49.709
17	21.574	25.317	25.381	26.128	1'38.400	307,7	15:28'28.109
18	21.428	25.322	25.450	26.127	1'38.327	308,6	15:30'06.436
19	21.453	25.350	25.499	26.021	1'38.323	306,8	15:31'44.759

22/10/2022

P = Pits In/Out - C = Lap Time Cancelled

These data/results cannot be reproduced, stored and/or transmitted in whole or in part by any manner of electronic, mechanical, photocopying, recording, broadcasting or otherwise now known or herein after developed without the previous express consent by the copyright owner, except for reproduction in daily press and regular printed publications on sale to the public within 60 days of the event related to those data/results and always provided that copyright symbol appears together as follows below.

© DORNA WSBK ORGANIZATION Srl 2022

9° 97 X. VIERGE (1'38.371)

Lap	Seg.1	Seg.2	Seg.3	Seg.4	Lap Time	km/h	Local Time
1		25.381	26.681	26.336	1'43.604	277,6	15:02'08.331
2	21.670	25.244	25.846	26.107	1'38.867	295,1	15:03'47.198
3	21.559	25.178	25.867	25.973	1'38.577	290,3	15:05'25.775
4	21.523	25.160	25.630	26.253	1'38.566	296,7	15:07'04.341
5	21.622	25.226	25.532	26.138	1'38.518	306,8	15:08'42.859
6	21.612	25.406	25.800	26.574	1'39.392	293,5	15:10'22.251
7	21.936	25.161	25.801	26.219	1'39.117	291,9	15:12'01.368
8	21.748	25.154	25.584	26.127	1'38.613	311,2	15:13'39.981
9	21.620	25.179	25.534	26.153	1'38.486	312,1	15:15'18.467
10	21.701	25.206	25.502	26.125	1'38.534	311,2	15:16'57.001
11	21.601	25.188	25.550	26.045	1'38.384	311,2	15:18'35.385
12	21.620	25.090	25.663	26.063	1'38.436	309,5	15:20'13.821
13	21.608	25.117	25.566	26.080	1'38.371	309,5	15:21'52.192
14	21.748	25.383	25.634	26.195	1'38.960	308,6	15:23'31.152
15	21.778	25.184	25.661	26.232	1'38.855	305,1	15:25'10.007
16	21.664	25.205	25.652	26.142	1'38.663	305,1	15:26'48.670
17	21.580	25.092	25.643	26.108	1'38.423	311,2	15:28'27.093
18	21.633	25.118	25.595	26.074	1'38.420	313,0	15:30'05.513
19	21.704	25.216	25.705	26.216	1'38.841	314,0	15:31'44.354
20	21.727	25.207	25.710	26.154	1'38.798	306,8	15:33'23.152
21	21.833	25.263	25.853	26.470	1'39.419	310,3	15:35'02.571

Race Time 34'37.844

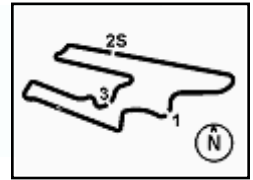
10° 60 M. VAN DER MARK (1'38.391)

Lap	Seg.1	Seg.2	Seg.3	Seg.4	Lap Time	km/h	Local Time
1		25.508	26.523	26.261	1'44.121	279,1	15:02'08.848
2	21.863	25.783	25.877	26.051	1'39.574	287,2	15:03'48.422
3	21.858	25.428	25.845	26.185	1'39.316	294,3	15:05'27.738
4	21.700	25.351	25.609	26.116	1'38.776	304,2	15:07'06.514
5	21.705	25.304	25.716	26.064	1'38.789	302,5	15:08'45.303
6	21.733	25.445	25.596	26.039	1'38.813	307,7	15:10'24.116
7	21.685	25.424	25.465	26.155	1'38.729	308,6	15:12'02.845
8	21.758	25.418	25.546	25.998	1'38.720	307,7	15:13'41.565
9	21.738	25.432	25.832	26.233	1'39.235	305,1	15:15'20.800
10	21.823	25.425	25.794	26.432	1'39.474	290,3	15:17'00.274
11	21.740	25.311	25.636	26.270	1'38.957	298,3	15:18'39.231
12	21.870	25.247	25.901	26.343	1'39.361	300,0	15:20'18.592
13	21.776	25.303	25.731	26.102	1'38.912	301,7	15:21'57.504
14	21.621	25.527	25.732	26.127	1'39.007	305,1	15:23'36.511
15	21.584	25.288	25.522	25.997	1'38.391	307,7	15:25'14.902
16	21.667	25.282	25.564	26.124	1'38.637	309,5	15:26'53.539
17	21.648	25.346	25.537	26.238	1'38.769	308,6	15:28'32.308
18	21.767	25.390	25.582	26.098	1'38.837	303,4	15:30'11.145
19	21.701	25.434	25.669	26.184	1'38.988	306,8	15:31'50.133
20	21.790	25.402	25.515	26.177	1'38.884	305,9	15:33'29.017
21	21.695	25.329	25.489	26.162	1'38.675	308,6	15:35'07.692

Race Time 34'42.965

11° 44 L. MAHIAS (1'38.731)

Lap	Seg.1	Seg.2	Seg.3	Seg.4	Lap Time	km/h	Local Time
1		25.752	26.451	26.288	1'43.782	294,3	15:02'08.509
2	21.883	25.985	25.766	26.102	1'39.736	293,5	15:03'48.245
3	21.805	25.431	25.736	26.086	1'39.058	293,5	15:05'27.303
4	21.632	25.575	25.520	26.004	1'38.731	300,8	15:07'06.034
5	21.768	25.519	25.716	26.177	1'39.180	301,7	15:08'45.214
6	22.001	25.684	25.908	26.095	1'39.688	299,2	15:10'24.902
7	21.839	25.557	25.745	26.094	1'39.235	299,2	15:12'04.137
8	21.829	25.514	25.591	25.964	1'38.898	300,0	15:13'43.035
9	21.670	25.525	25.632	26.112	1'38.939	300,8	15:15'21.974
10	21.809	25.463	25.555	26.147	1'38.974		



Motul Argentinean Round, 21-23 October 2022

Chronological Analysis Race 1

San Juan Villicum Circuit 4.276 m

Start at 15:00'24.727

3 / 5

11	21.739	25.485	25.564	26.174	1'38.962	298,3	15:18'39.910	2	21.909	25.358	26.057	26.290	1'39.614	300,8	15:03'49.384
12	21.769	25.420	25.610	26.194	1'38.993	300,8	15:20'18.903	3	21.647	25.359	25.903	26.270	1'39.179	301,7	15:05'28.563
13	21.839	25.399	25.866	26.161	1'39.265	294,3	15:21'58.168	4	21.987	25.438	25.524	26.238	1'39.187	309,5	15:07'07.750
14	21.669	25.506	25.838	26.191	1'39.204	295,9	15:23'37.372	5	21.698	25.341	26.115	26.409	1'39.563	297,5	15:08'47.313
15	21.699	25.466	25.593	26.117	1'38.865	299,2	15:25'16.237	6	21.677	25.420	25.769	26.303	1'39.169	306,8	15:10'26.482
16	21.796	25.518	25.928	26.141	1'39.383	298,3	15:26'55.620	7	21.638	25.506	26.041	26.299	1'39.484	305,9	15:12'05.966
17	21.832	25.742	25.788	26.227	1'39.589	300,0	15:28'35.209	8	21.907	25.417	25.884	26.208	1'39.416	299,2	15:13'45.382
18	21.972	25.560	25.645	26.142	1'39.319	303,4	15:30'14.528	9	21.697	25.341	25.860	26.240	1'39.138	304,2	15:15'24.520
19	21.982	25.750	25.784	26.294	1'39.810	296,7	15:31'54.338	10	21.623	25.387	25.785	26.234	1'39.029	300,8	15:17'03.549
20	21.916	25.676	25.893	26.611	1'40.096	297,5	15:33'34.434	11	21.728	25.345	25.716	26.268	1'39.057	302,5	15:18'42.606
21	21.949	25.767	25.865	26.413	1'39.994	297,5	15:35'14.428	12	21.778	25.480	25.874	26.264	1'39.396	303,4	15:20'22.002

Race Time 34'49.701

12° 12 X. FORES [1'38.775]							
Lap	Seg1	Seg2	Seg3	Seg4	Lap Time	km/h	Local Time
1		25.502	26.959	26.678	1'44.748	291,1	15:02'09.475
2	21.803	25.694	25.940	26.277	1'39.714	303,4	15:03'49.189
3	21.672	25.424	25.780	26.237	1'39.113	310,3	15:05'28.302
4	21.689	25.411	25.721	26.179	1'39.000	307,7	15:07'07.302
5	21.810	25.569	25.888	26.805	1'40.072	309,5	15:08'47.374
6	22.066	25.345	26.011	26.780	1'40.202	295,1	15:10'27.576
7	21.922	25.467	25.710	26.258	1'39.357	308,6	15:12'06.933
8	21.844	25.533	25.761	26.580	1'39.718	304,2	15:13'46.651
9	21.887	25.452	25.636	26.297	1'39.272	307,7	15:15'25.923
10	21.644	25.413	25.695	26.245	1'38.997	305,9	15:17'04.920
11	21.775	25.407	25.654	26.277	1'39.113	306,8	15:18'44.033
12	22.647	25.396	25.679	26.235	1'39.957	305,9	15:20'23.990
13	21.844	25.369	25.767	26.198	1'39.178	304,2	15:22'03.168
14	21.879	25.523	25.614	26.329	1'39.345	304,2	15:23'42.513
15	21.776	25.409	25.496	26.094	1'38.775	305,9	15:25'21.288
16	21.727	25.399	25.706	26.160	1'38.992	304,2	15:27'00.280
17	21.889	25.374	25.605	26.221	1'39.089	307,7	15:28'39.369
18	21.850	25.323	25.553	26.114	1'38.840	306,8	15:30'18.209
19	21.772	25.511	25.678	26.156	1'39.117	302,5	15:31'57.326
20	21.708	25.457	25.621	26.452	1'39.238	304,2	15:33'36.564
21	21.927	25.391	25.740	26.378	1'39.436	301,7	15:35'16.000

Race Time 34'51.273

13° 31 G. GERLOFF [1'38.554]							
Lap	Seg1	Seg2	Seg3	Seg4	Lap Time	km/h	Local Time
1		25.850	26.582	26.778	1'45.230	298,3	15:02'09.957
2	22.182	25.379	25.983	26.206	1'39.750	294,3	15:03'49.707
3	21.671	25.659	25.830	26.359	1'39.519	282,0	15:05'29.226
4	21.811	25.523	25.686	26.249	1'39.269	295,1	15:07'08.495
5	21.802	25.428	25.639	26.241	1'39.110	304,2	15:08'47.605
6	21.957	25.559	25.754	26.338	1'39.608	300,0	15:10'27.213
7	22.167	25.661	25.765	26.324	1'39.917	282,7	15:12'07.130
8	21.824	25.520	25.703	26.784	1'39.831	297,5	15:13'46.961
9	21.718	25.576	25.594	26.215	1'39.103	303,4	15:15'26.064
10	21.670	25.607	25.482	26.289	1'39.048	304,2	15:17'05.112
11	21.782	25.557	25.815	26.090	1'39.244	299,2	15:18'44.356
12	21.598	25.432	26.518	26.379	1'39.927	300,8	15:20'24.283
13	21.788	25.408	25.724	26.262	1'39.182	299,2	15:22'03.465
14	22.046	25.757	26.371	26.241	1'40.415	290,3	15:23'43.880
15	22.061	25.477	26.176	26.143	1'39.857	293,5	15:25'23.737
16	21.608	25.468	25.616	25.895	1'38.587	304,2	15:27'02.324
17	21.891	25.421	25.686	26.221	1'39.219	305,1	15:28'41.543
18	21.646	25.529	25.486	26.189	1'38.850	305,9	15:30'20.393
19	21.624	25.531	25.800	26.526	1'39.481	300,0	15:31'59.874
20	21.922	25.658	25.756	26.348	1'39.684	296,7	15:33'39.558
21	21.532	25.466	25.585	25.971	1'38.554	303,4	15:35'18.112

Race Time 34'53.385

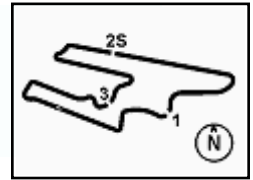
14° 50 E. LAVERTY [1'39.029]							
Lap	Seg1	Seg2	Seg3	Seg4	Lap Time	km/h	Local Time
1		25.693	26.442	26.744	1'45.043	300,0	15:02'09.770

22/10/2022

P = Pits In/Out - C = Lap Time Cancelled

These data/results cannot be reproduced, stored and/or transmitted in whole or in part by any manner of electronic, mechanical, photocopying, recording, broadcasting or otherwise now known or herein after developed without the previous express consent by the copyright owner, except for reproduction in daily press and regular printed publications on sale to the public within 60 days of the event related to those data/results and always provided that copyright symbol appears together as follows below.

© DORNA WSBK ORGANIZATION Srl 2022



Motul Argentinean Round, 21-23 October 2022

Chronological Analysis Race 1

San Juan Villicum Circuit 4.276 m

Start at 15:00'24.727

4 / 5

17	21.924	25.527	25.662	26.242	1'39.355	312,1	15:28'46.168	8	22.373	25.973	26.275	26.674	1'41.295	295,9	15:13'54.971
18	21.702	25.485	25.803	26.170	1'39.160	307,7	15:30'25.328	9	22.141	25.839	26.107	26.747	1'40.834	296,7	15:15'35.805
19	21.883	25.524	25.971	26.128	1'39.506	301,7	15:32'04.834	10	22.056	25.877	25.936	26.655	1'40.524	296,7	15:17'16.329
20	21.813	25.519	25.735	26.312	1'39.379	307,7	15:33'44.213	11	21.979	26.002	26.157	26.509	1'40.647	295,9	15:18'56.976
21	21.702	25.520	25.820	26.147	1'39.189	305,9	15:35'23.402	12	21.925	25.814	26.082	26.654	1'40.475	296,7	15:20'37.451

Race Time 34'58.675

17° 5 P. OETTL [1'38.946]							
Lap	Seg1	Seg2	Seg3	Seg4	Lap Time	km/h	Local Time
1		25.919	26.761	26.494	1'45.306	289,5	15:02'10.033
2	21.979	25.283	26.094	26.563	1'39.919	288,8	15:03'49.952
3	21.722	25.274	25.793	26.207	1'38.996	296,7	15:05'28.948
4	21.650	25.475	25.574	26.247	1'38.946	296,7	15:07'07.894
5	21.743	25.189	25.824	26.256	1'39.012	299,2	15:08'46.906
6	22.365	25.362	25.695	26.229	1'39.651	297,5	15:10'26.557
7	21.747	25.337	25.786	26.181	1'39.051	305,9	15:12'05.608
8	21.795	25.375	25.790	26.128	1'39.088	295,1	15:13'44.696
9	21.878	25.390	25.907	26.089	1'39.264	300,8	15:15'23.960
10	21.794	25.409	25.852	26.207	1'39.262	297,5	15:17'03.222
11	22.383	25.412	25.969	26.142	1'39.906	286,5	15:18'43.128
12	22.134	25.465	26.024	26.343	1'39.966	302,5	15:20'23.094
13	22.051	25.459	26.022	26.350	1'39.882	300,8	15:22'02.976
14	22.397	25.761	26.175	26.388	1'40.721	285,0	15:23'43.697
15	22.083	25.575	26.119	26.885	1'40.662	300,8	15:25'24.359
16	22.153	25.566	26.295	26.511	1'40.525	293,5	15:27'04.884
17	22.151	25.594	26.081	26.329	1'40.155	297,5	15:28'45.039
18	22.094	25.574	26.001	26.374	1'40.043	297,5	15:30'25.082
19	21.936	25.687	26.248	26.340	1'40.211	295,9	15:32'05.293
20	22.293	25.743	26.375	26.652	1'41.063	279,1	15:33'46.356
21	22.592	25.792	26.493	26.683	1'41.560	285,0	15:35'27.916

Race Time 35'03.189

18° 3 K. NOZANE [1'39.058]							
Lap	Seg1	Seg2	Seg3	Seg4	Lap Time	km/h	Local Time
1		25.721	26.733	26.790	1'44.951	275,5	15:02'09.678
2	21.829	25.594	26.149	26.347	1'39.919	288,8	15:03'49.597
3	21.625	25.533	25.720	26.482	1'39.360	295,9	15:05'28.957
4	21.956	25.558	25.647	26.635	1'39.796	298,3	15:07'08.753
5	21.818	25.457	25.765	26.227	1'39.267	303,4	15:08'48.020
6	21.767	25.600	25.744	26.696	1'39.807	296,7	15:10'27.827
7	21.833	25.743	25.768	26.287	1'39.631	295,9	15:12'07.458
8	21.821	25.528	25.703	26.686	1'39.738	299,2	15:13'47.196
9	21.736	25.631	25.693	26.546	1'39.606	303,4	15:15'26.802
10	21.652	25.569	25.511	26.326	1'39.058	300,8	15:17'05.860
11	21.633	25.673	25.846	26.214	1'39.366	297,5	15:18'45.226
12	22.120	25.762	25.768	26.280	1'39.930	302,5	15:20'25.156
13	21.745	25.765	25.688	26.355	1'39.553	299,2	15:22'04.709
14	21.902	26.006	26.097	26.480	1'40.485	296,7	15:23'45.194
15	21.945	25.850	25.751	26.330	1'39.876	300,0	15:25'25.070
16	21.999	25.743	26.100	26.473	1'40.315	305,9	15:27'05.385
17	21.942	25.839	25.910	26.441	1'40.132	304,2	15:28'45.517
18	22.143	25.796	26.107	26.454	1'40.500	294,3	15:30'26.017
19	21.972	26.009	26.122	26.720	1'40.823	298,3	15:32'06.840
20	22.017	25.907	26.004	26.575	1'40.503	298,3	15:33'47.343
21	22.208	25.870	26.145	26.685	1'40.908	291,9	15:35'28.251

Race Time 35'03.524

19° 52 O. KONIG [1'40.202]							
Lap	Seg1	Seg2	Seg3	Seg4	Lap Time	km/h	Local Time
1		26.298	26.640	26.752	1'45.990	281,3	15:02'10.717
2	22.103	25.711	25.897	26.566	1'40.277	304,2	15:03'50.994
3	22.028	25.858	25.995	26.663	1'40.544	300,8	15:05'31.538
4	21.941	25.874	26.074	26.470	1'40.359	300,0	15:07'11.897
5	21.923	25.817	25.885	26.577	1'40.202	299,2	15:08'52.099
6	22.019	26.057	26.113	26.691	1'40.880	298,3	15:10'32.979
7	22.032	25.901	26.089	26.675	1'40.697	298,3	15:12'13.676

22/10/2022 P = Pits In/Out - C = Lap Time Cancelled

These data/results cannot be reproduced, stored and/or transmitted in whole or in part by any manner of electronic, mechanical, photocopying, recording, broadcasting or otherwise now known or herein after developed without the previous express consent by the copyright owner, except for reproduction in daily press and regular printed publications on sale to the public within 60 days of the event related to those data/results and always provided that copyright symbol appears together as follows below.

© DORNA WSBK ORGANIZATION Srl 2022

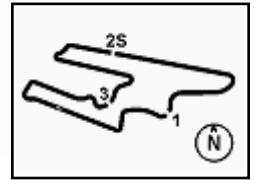
13	22.030	25.968	25.910	26.344	1'40.252	295,1	15:22'17.703	13	22.030	25.968	25.910	26.344	1'40.252	295,1	15:22'17.703
14	22.247	26.063	26.014	26.597	1'40.921	296,7	15:23'58.624	14	22.247	26.063	26.014	26.597	1'40.921	296,7	15:23'58.624
15	24.635	26.026	26.149	26.570	1'43.380	296,7	15:25'42.004	15	24.635	26.026	26.149	26.570	1'43.380	296,7	15:25'42.004
16	22.047	26.064	26.056	26.534	1'40.701	297,5	15:27'22.705	16	22.047	26.064	26.056	26.534	1'40.701	297,5	15:27'22.705
17	22.110	25.943	26.079	26.807	1'40.939	299,2	15:29'03.644	17	22.110	25.943	26.079	26.807	1'40.939	299,2	15:29'03.644
18	22.102	25.909	26.010	26.583	1'40.604	298,3	15:30'44.248	18	22.102	25.909	26.010	26.583	1'40.604	298,3	15:30'44.248
19	22.158	25.997	26.157	26.757	1'41.069	296,7	15:32'25.317	19	22.158	25.997	26.157	26.757	1'41.069	296,7	15:32'25.317
20	22.231	26.023	26.119	26.721	1'41.094	298,3	15:34'06.411	20	22.231	26.023	26.119	26.721	1'41.094	298,3	15:34'06.411
21	22.142	26.109	26.149	26.766	1'41.166	295,9	15:35'47.577	21	22.142	26.109	26.149	26.766	1'41.166	295,9	15:35'47.577

Race Time 35'22.850

20° 27 M. SCHEIB [1'40.188]							
Lap	Seg1	Seg2	Seg3	Seg4	Lap Time	km/h	Local Time
1		26.083	27.072	26.692	1'46.184	289,5	15:02'10.911
2	22.037	25.822	26.012	26.366	1'40.237	302,5	15:03'51.148
3	22.075	25.836	26.001	26.662	1'40.574	291,9	15:05'31.722
4	21.997	25.842	26.050	26.516	1'40.405	300,0	15:07'12.127
5	21.991	25.751	25.957	26.489	1'40.188	302,5	15:08'52.315
6	22.069	25.954	26.112	26.660	1'40.795	293,5	15:10'33.110
7	22.176	25.913	25.970	26.677	1'40.736	303,4	15:12'13.846
8	22.377	25.940	26.266	26.724	1'41.307	289,5	15:13'55.153
9	22.259	25.929	25.994	26.698	1'40.880	300,8	15:15'36.033
10	22.103	25.842	26.428	26.604	1'40.977	304,2	15:17'17.010
11	22.025	25.951	26.002	26.638	1'40.616	300,0	15:18'57.626
12	22.032	26.243	26.235	27.001	1'41.511	302,5	15:20'39.137
13	24.188	26.430	26.391	27.005	1'44.014	295,1	15:22'23.151
14	22.325	26.394	26.517	26.971	1'42.207	299,2	15:24'05.358
15	22.362	26.304	26.338	26.951	1'41.955	298,3	15:25'47.313
16	22.383	26.535	26.510	27.050	1'42.478	299,2	15:27'29.791
17	22.427	26.216	26.447	27.153	1'42.243	298,3	15:29'12.034
18	22.382	26.265	26.296	27.100	1'42.043	303,4	15:30'54.077
19	22.400	26.277	26.580	27.076	1'42.333	299,2	15:32'36.410
20	22.607	26.328	26.668	27.109	1'42.712	302,5	15:34'19.122
21	22.798	26.458	26.720	27.448	1'43.424	301,7	15:36'02.546

Race Time 35'37.819

21° 39 M. SOLORZA [1'41.349]							
Lap	Seg1	Seg2	Seg3	Seg4	Lap Time	km/h	Local Time
1		26.484	26.570	27.093	1'46.758	295,9	15:02'11.485
2	22.169	26.059	26.202	26.919	1'41.349	295,1	15:03'52.834
3	25.067	26.431	26.165	26.771	1'44.434	285,7	15:05'37.268
4	22.290	26.449	26.329	27.078	1'42.146	287,2	15:07'19.414
5	22.258	26.364	26.209	27.176	1'42.007	287,2	15:09'01.421
6	22.296	26.468	26.249	26.968	1'41.981	287,2	15:10'43.402
7	22.310	26.453	26.115	26.963	1'41.841	288,0	15:12'25.243
8	22.218	26.232	26.092	26.912	1'41.454	288,8	15:14'06.697
9	22.184	26.410	26.226	26.984	1'41.804	288,0	15:15'48.501
10	22.263	26.292	26.064	26.970	1'41.589	288,0	15:17'30.090
11	22.232	26.433	26.157	26.926	1'41.748	287,2	15:19'11.838
12	22.260	26.399	26.322	27.043	1'42.024	285,0	15:20'53.862
13	22.316	26.522	26.294	27.032	1'4		



Start at 15:00'24.727

RET								36 L. MERCADO [1'39.530]							
Lap	Seg.1	Seg.2	Seg.3	Seg.4	Lap Time	km/h	Local Time	Lap	Seg.1	Seg.2	Seg.3	Seg.4	Lap Time	km/h	Local Time
1		25.792	27.231	26.650	1'45.604	279,8	15:02'10.331	2	22.043	25.421	25.973	26.454	1'39.891	294,3	15:03'50.222
3	21.800	25.589	26.002	26.422	1'39.813	300,8	15:05'30.035	4	21.922	25.629	25.733	26.335	1'39.619	311,2	15:07'09.654
5	21.871	25.592	25.882	26.185	1'39.530	305,9	15:08'49.184	6	21.794	25.724	25.762	26.322	1'39.602	304,2	15:10'28.786
7	21.985	25.621	25.816	26.268	1'39.690	305,1	15:12'08.476								

Race Time 11'43.749

22/10/2022

P = Pits In/Dut - C = Lap Time Cancelled

These data/results cannot be reproduced, stored and/or transmitted in whole or in part by any manner of electronic, mechanical, photocopying, recording, broadcasting or otherwise now known or herein after developed without the previous express consent by the copyright owner, except for reproduction in daily press and regular printed publications on sale to the public within 60 days of the event related to those data/results and always provided that copyright symbol appears together as follows below.

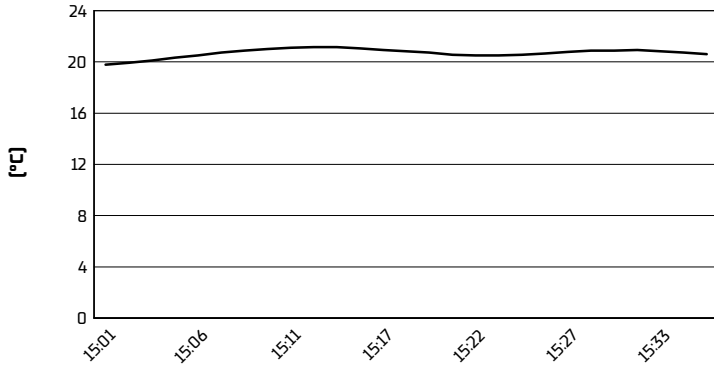
© DORNA WSBK ORGANIZATION Srl 2022



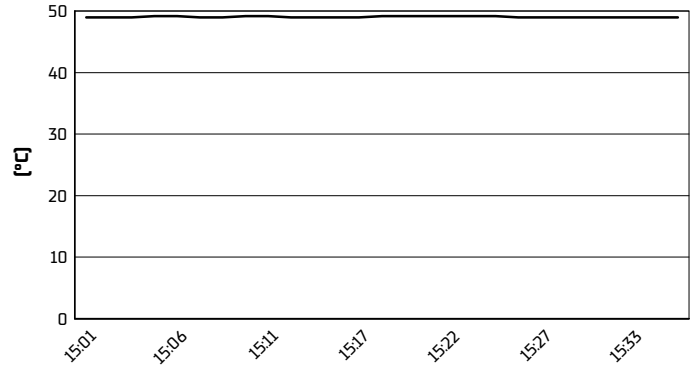
21.4
WorldSBK
102/10

San Juan Villicum Circuit 4.276 m

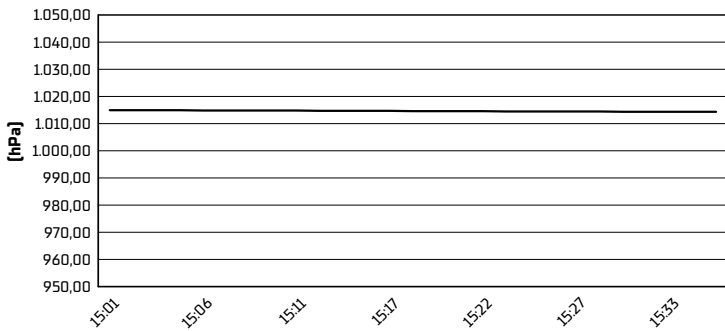
Air Temperature



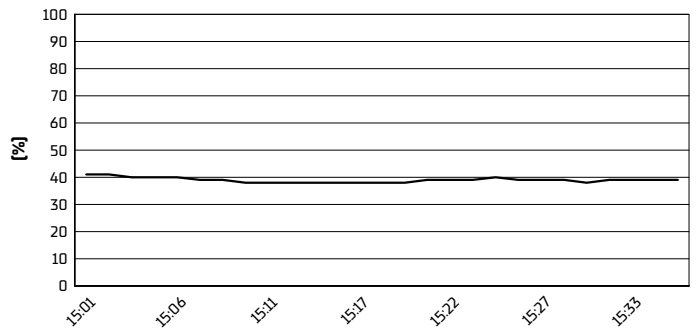
Track Temperature



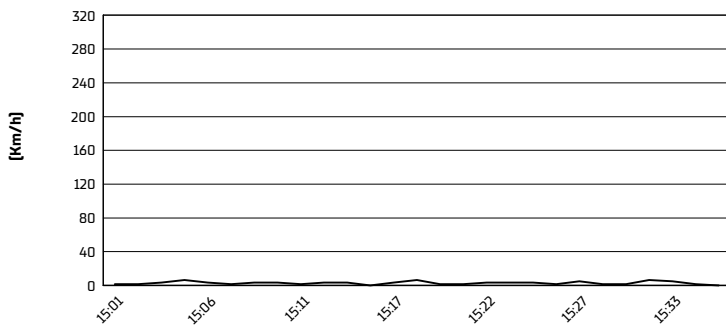
Air Pressure



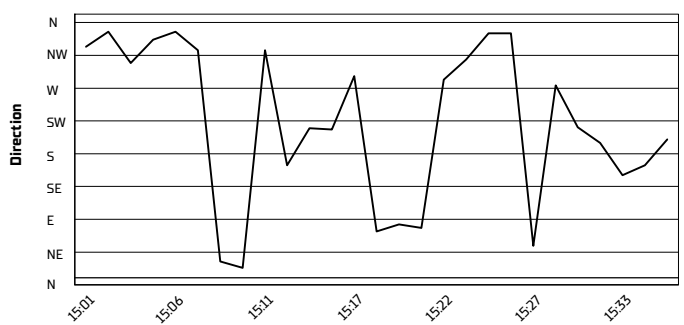
Humidity



Wind Speed



Wind Direction

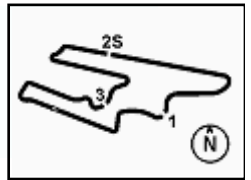


22/10/2022

These data/results cannot be reproduced, stored and/or transmitted in whole or in part by any manner of electronic, mechanical, photocopying, recording, broadcasting or otherwise now known or herein after developed without the previous express consent by the copyright owner, except for reproduction in daily press and regular printed publications on sale to the public within 60 days of the event related to those data/results and always provided that copyright symbol appears together as follows below.

© DORNA WSBK ORGANIZATION Srl 2022





Motul Argentinean Round, 21-23 October 2022
Manufacturers Standings

San Juan Villicum Circuit 4.276 m

	Points	Points From First	Points From Previous	April 10		April 24		May 22		June 12		July 17		July 31		September 11		September 25		October 9		October 23		November 13		November 20		
				ARAGON	ARAGON	ASSEN	ASSEN	ESTORIL	ESTORIL	MISANO	MISANO	DONINGTON	DONINGTON	MOST	MOST	MAGNY-COURS	MAGNY-COURS	BARCELONA	BARCELONA	PORTIMAO	PORTIMAO	VILVICUM	VILVICUM	MANDALIKA	MANDALIKA	PHILLIP ISLAND	PHILLIP ISLAND	
1 DUCATI	504			20	25	20	25	25	20	25	25	11	20	25	20	25	20	25	25	20	25	25						
2 YAMAHA	441	63		16	16	16	20	20	16	10	20	25	25	20	25	11	25	16	16	25	20	8						
3 KAWASAKI	414	90	27	25	20	25	13	16	25	20	13	20	16	13	16	13	13	20	13	16	16	20						
4 BMW	210	294	204	8	9	10	11	8	5	6	7	13	11	16	13	20	10	6	7	7	9	9						
5 HONDA	207	297	3	10	8	11	16	11	10	9	11	8	6	8	9	7	6	10	10	8	8	13						

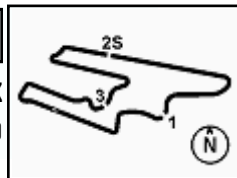
22/10/2022 First Line: Race 1 & 2 - Second Line: Tissot Superpole Race

These data/results cannot be reproduced, stored and/or transmitted in whole or in part by any manner of electronic, mechanical, photocopying, recording, broadcasting or otherwise now known or herein after developed without the previous express consent by the copyright owner, except for reproduction in daily press and regular printed publications on sale to the public within 60 days of the event related to those data/results and always provided that copyright symbol appears together as follows below.

© DORNA WSBK ORGANIZATION Srl 2022

FICR PERUGIA TIMING





Motul Argentinean Round, 21-23 October 2022

Best Laps & Speeds

San Juan Villicum Circuit 4.276 m

No.	Rider Bike	Nat	Best Lap		FP1		FP2		FP3		SP		RC1	
			LL	SPD	LL	SPD	LL	SPD	LL	SPD	LL	SPD	LL	SPD
1	1 T. RAZGATLIOGLU Yamaha YZF R1	TUR	1'36.216 79 313,9		1'37.511 16 309,4		1'37.778 22 305,0		1'37.216 14 313,9		1'36.216 6 311,2		1'37.953 21 312,1	
2	65 J. REA Kawasaki ZX-10RR	GBR	1'36.449 78 313,0		1'37.833 20 309,4		1'37.707 19 306,8		1'37.620 12 308,5		1'36.449 6 308,5		1'37.598 21 313,0	
3	19 A. BAUTISTA Ducati Panigale V4R	ESP	1'36.671 82 319,5		1'38.153 21 310,3		1'37.986 18 312,1		1'37.246 15 314,8		1'36.671 7 319,5		1'37.389 21 313,9	
4	7 I. LECUONA Honda CBR1000 RR-R	ESP	1'36.953 76 313,9		1'38.452 18 313,9		1'38.526 18 310,3		1'37.615 13 313,0		1'36.953 6 313,0		1'37.888 21 313,9	
5	45 S. REDDING BMW M1000RR	GBR	1'36.974 74 313,9		1'38.547 17 309,4		1'38.746 17 305,0		1'38.051 13 311,2		1'36.974 6 313,9		1'38.062 21 312,1	
6	76 L. BAZ BMW M1000RR	FRA	1'37.027 71 312,1		1'39.217 17 306,8		1'38.680 16 304,2		1'37.713 11 309,4		1'37.027 6 310,3		1'38.392 21 312,1	
7	47 A. BASSANI Ducati Panigale V4R	ITA	1'37.031 72 313,9		1'38.443 15 307,6		1'38.448 16 305,0		1'37.830 13 309,4		1'37.031 7 310,3		1'37.731 21 313,9	
8	21 M. RINALDI Ducati Panigale V4R	ITA	1'37.066 71 314,8		1'38.818 17 309,4		1'38.812 16 305,0		1'37.876 10 313,0		1'37.066 7 314,8		1'38.064 21 314,8	
9	22 A. LOWES Kawasaki ZX-10RR	GBR	1'37.122 79 308,5		1'38.454 18 308,5		1'38.068 20 305,0		1'37.417 14 307,6		1'37.122 6 308,5		1'37.968 21 306,8	
10	97 X. VIERGE Honda CBR1000 RR-R	ESP	1'37.159 79 317,6		1'39.499 18 315,7		1'38.933 20 312,1		1'38.447 14 317,6		1'37.159 6 316,7		1'38.371 21 313,9	
11	55 A. LOCATELLI Yamaha YZF R1	ITA	1'37.347 75 310,3		1'38.082 17 306,8		1'38.606 20 301,6		1'37.953 11 307,6		1'37.347 6 310,3		1'38.169 21 308,5	
12	31 G. GERLOFF Yamaha YZF R1	USA	1'37.399 79 305,9		1'39.291 17 300,8		1'38.701 21 303,3		1'38.402 14 305,0		1'37.399 6 304,2		1'38.554 21 305,9	
13	44 L. MAHIAS Kawasaki ZX-10RR	FRA	1'37.634 74 305,0		1'39.410 17 299,1		1'39.411 18 299,1		1'38.422 13 305,0		1'37.634 5 300,0		1'38.731 21 304,2	
14	60 M. VAN DER MARK BMW M1000RR	NED	1'37.770 83 313,9		1'39.180 21 310,3		1'38.601 17 309,4		1'38.345 17 313,9		1'37.770 7 313,9		1'38.391 21 309,4	
15	3 K. NOZANE Yamaha YZF R1	JPN	1'38.108 77 305,9		1'40.617 18 297,5		1'39.485 19 296,7		1'38.417 13 305,0		1'38.108 6 305,0		1'39.058 21 305,9	
16	12 X. FORES Ducati Panigale V4R	ESP	1'38.119 72 311,2		1'39.576 16 308,5		1'39.431 16 304,2		1'38.484 12 311,2		1'38.119 7 310,3		1'38.775 21 310,3	
17	5 P. OETTL Ducati Panigale V4R	GER	1'38.149 72 307,6		1'39.464 17 305,0		1'39.405 16 306,8		1'38.260 12 306,8		1'38.149 6 307,6		1'38.946 21 305,9	
18	50 E. LAVERTY BMW M1000RR	IRL	1'38.153 69 310,3		1'39.354 13 309,4		1'39.096 18 305,9		1'39.209 11 310,3		1'38.153 6 310,3		1'39.029 21 309,4	
19	36 L. MERCADO Honda CBR1000 RR-R	ARG	1'38.184 63 312,1		1'39.975 20 306,8		1'39.829 17 303,3		1'38.654 13 311,2		1'38.184 6 312,1		1'39.530 7 311,2	
20	52 O. KONIG Kawasaki ZX-10RR	CZE	1'38.683 75 304,2		1'40.561 17 299,1		1'39.977 19 297,5		1'39.226 12 301,6		1'38.683 6 301,6		1'40.202 21 304,2	
21	27 M. SCHEIB Honda CBR1000 RR-R	CHI	1'39.225 65 310,3		1'41.780 15 303,3		1'41.110 12 301,6		1'39.659 11 310,3		1'39.225 6 307,6		1'40.188 21 304,2	
22	39 M. SOLORZA Kawasaki ZX-10RR	ARG	1'40.750 65 295,8		1'43.147 14 291,1		1'42.499 14 288,7		1'41.923 10 291,8		1'40.750 6 292,6		1'41.349 21 295,8	

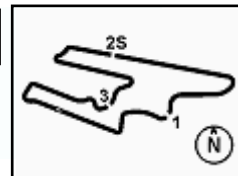
22/10/2022

These data/results cannot be reproduced, stored and/or transmitted in whole or in part by any manner of electronic, mechanical, photocopying, recording, broadcasting or otherwise now known or herein after developed without the previous express consent by the copyright owner, except for reproduction in daily press and regular printed publications on sale to the public within 60 days of the event related to those data/results and always provided that copyright symbol appears together as follows below.

© DORNA WSBK ORGANIZATION Srl 2022

FICR PERUGIA TIMING





Motul Argentinean Round, 21-23 October 2022

Pirelli Best Lap Award

	Points	Points From First	Points From Previous	April 10 ARAGON	April 24 ASSEN	May 22 ESTORIL	June 12 MISANO	July 17 DONINGTON	July 31 MOST	September 11 MAGNY-COURS	September 25 BARCELONA	October 9 PORTIMAO	October 23 VILLICUM	November 13 MANDALIKA	November 20 PHILLIP ISLAND			
1 BAUTISTA Alvaro (ESP)	7						1 1	1		1	1 1		1					
2 RAZGATLIOGLU Toprak (TUR)	6	1		1					1 1	1		1 1						
3 REA Jonathan (GBR)	5	2	1		1 1	1 1		1										
4 LOWES Alex (GBR)	1	6	4	1														

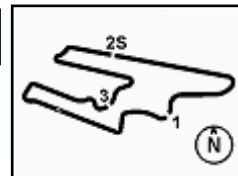
22/10/2022

These data/results cannot be reproduced, stored and/or transmitted in whole or in part by any manner of electronic, mechanical, photocopying, recording, broadcasting or otherwise now known or herein after developed without the previous express consent by the copyright owner, except for reproduction in daily press and regular printed publications on sale to the public within 60 days of the event related to those data/results and always provided that copyright symbol appears together as follows below.

© DORNA WSBK ORGANIZATION Srl 2022

FICR PERUGIA TIMING





Motul Argentinean Round, 21-23 October 2022

Hyundai N-spired Award Race 1

	Points	Points From First	Points From Previous	April 10 ARAGON	April 24 ASSEN	May 22 ESTORIL	June 12 MISANO	July 17 DONINGTON	July 31 MOST	September 11 MAGNY-COURS	September 25 BARCELONA	October 9 PORTIMAO	October 23 VILLICUM	November 13 MANDALIKA	November 20 PHILLIP ISLAND			
25 FORES Xavi (ESP)	9	77	0			5							4					
26 HICKMAN Peter (GBR)	8	78	1					3	5									
27 RAZGATLIOGLU Toprak (TUR)	7	79	1					2			3	1	1					
28 VICKERS Ryan (GBR)	6	80	1						1	5								
29 REA Jonathan (GBR)	6	80	0	2	2		1				1							
30 HASLAM Leon (GBR)	5	81	1		1	4												
31 RUIU Gabriele (ITA)	5	81	0	3	2													
32 MACKENZIE Tarran (GBR)	4	82	1					4										
33 RABAT Tito (ESP)	4	82	0				3	1										
34 GAGNE Jake (USA)	2	84	2									2						
35 CRESSON Loris (BEL)	2	84	0	1	1													
36 SCHEIB Maximilian (CHI)	1	85	1										1					
37 SOLORZA Marco (ARG)	1	85	0										1					

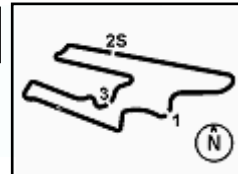
22/10/2022

These data/results cannot be reproduced, stored and/or transmitted in whole or in part by any manner of electronic, mechanical, photocopying, recording, broadcasting or otherwise now known or herein after developed without the previous express consent by the copyright owner, except for reproduction in daily press and regular printed publications on sale to the public within 60 days of the event related to those data/results and always provided that copyright symbol appears together as follows below.

© DORNA WSBK ORGANIZATION Srl 2022

FICR PERUGIA TIMING





Motul Argentinean Round, 21-23 October 2022

Overtakes Standings Race 1

San Juan Villicum Circuit 4.276 m

1 / 2

	Points	Points From First	Points From Previous	April 10 ARAGON	April 24 ASSEN	May 22 ESTORIL	June 12 MISANO	July 17 DONINGTON	July 31 MOST	September 11 MAGNY-COURS	September 25 BARCELONA	October 9 PORTIMAO	October 23 VILLICUM	November 13 MANDALIKA	November 20 PHILLIP ISLAND				
1 BERNARDI Luca [SMR]	151			12 11	6 14	7 10	9 8	9 9	4 6	9 7	2 8	7 13							
2 NOZANE Kohta [JPN]	138	13		8 8	17	5 4	9 7	9 11	7 8	12 7	4 5	7 7	3						
3 TAMBURINI Roberto [ITA]	125	26	13	6 6	17 16		4 7	4 3	6 6	8 9	8 10	7 8							
4 BASSANI Axel [ITA]	117	34	8	5 2	8 10	5 7	7 7	6 4	6 4	9 5	7 13	4 1	7						
5 RINALDI Michael Ruben [ITA]	115	36	2	2	7 7	20 3	3 7	4 3	2 3	17 9	13 7	3 2	3						
6 MERCADO Leandro [ARG]	114	37	1	7 9	9 11	2 3	8 7	1 4	9 8	4 5	7 7	2 9	2						
7 OETTL Philipp [GER]	113	38	1	9 6	12 2		2 7	7 6	5 7	9 6	2 4	10 8	11						
8 VIERGE Xavi [ESP]	107	44	6	8 5	7 12	6 4	2 1	7 4	5 5	10 5	8 4	5 7	2						
9 LAVERTY Eugene [IRL]	105	46	2	11 5		3 1	4 10	6 3	10	8 8	8 6	4 9	9						
10 PONSSON Christophe [FRA]	102	49	3	5 7	14 11	4 5		5	5 3	8 6	7 4	6 12							
11 SYAHRIN Hafizh [MAS]	98	53	4	7 9	3 9	6 5	4 3	6 3	8 11	3 9		3 9							
12 KONIG Oliver [CZE]	98	53	0	4 6	5 8	5 3	5 6	5 3	8 7	4 8	7 5	2 4	3						
13 GERLOFF Garrett [USA]	94	57	4	7 5	5 1		3 1	2 3	4 3	7 5	9 10	6 14	9						
14 REDDING Scott [GBR]	90	61	4	9 3	9 9	2 3	3 8	4 1	9 5	6 6	4 1	3 3	2						
15 REA Jonathan [GBR]	89	62	1	12 4	3 4	6 6	2 1	6 4	6 6	1 7	8 5	1 4	3						
16 BAZ Loris [FRA]	87	64	2	7 5	7 5	6 3	4 3	4 4	3 1	12 2	5 3	2 7	4						
17 RAZGATLIOGLU Toprak [TUR]	84	67	3	2 2	1 1	8 3	1 2	3 4	8 6	14 4	8 3	2 5	7						
18 BAUTISTA Alvaro [ESP]	82	69	2	9 2	4 4	4 6	2 4	6 2	4 8	7 1	4	4 5	6						
19 LECUONA Iker [ESP]	82	69	0	3 2	5 5	5 1	3 3	5	6 1	9 6	6 8	5 7	2						
20 LOCATELLI Andrea [ITA]	80	71	2	3 6	3 5	2 3	2 4	1 2	5 2	8 7	6 12	2 3	4						
21 MAHIAS Lucas [FRA]	78	73	2	7 6	9 7			4 1	2 5	8 4	3 9	6 3	4						
22 VAN DER MARK Michael [NED]	76	75	2		15 12					9 6	7 12	7 3	5						
23 LOWES Alex [GBR]	67	84	9	2 2	2 12	3 5	3 5	4 1	3	10 3	5 2	2	3						
24 MYKHALCHYK Illia [UKR]	36	115	31	5 8			6 8	8 1											

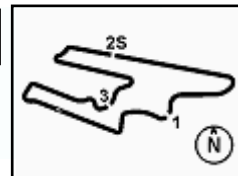
22/10/2022

These data/results cannot be reproduced, stored and/or transmitted in whole or in part by any manner of electronic, mechanical, photocopying, recording, broadcasting or otherwise now known or herein after developed without the previous express consent by the copyright owner, except for reproduction in daily press and regular printed publications on sale to the public within 60 days of the event related to those data/results and always provided that copyright symbol appears together as follows below.

© DORNA WSBK ORGANIZATION Srl 2022

FICR PERUGIA TIMING





	Points	Points From First	Points From Previous	April 10 ARAGON	April 24 ASSEN	May 22 ESTORIL	June 12 MISANO	July 17 DONINGTON	July 31 MOST	September 11 MAGNY-COURS	September 25 BARCELONA	October 9 PORTIMAO	October 23 VILLICUM	November 13 MANDALIKA	November 20 PHILLIP ISLAND				
25 HASLAM Leon [GBR]	35	116	1		8 10			6 4				4 3							
26 RUIU Gabriele [ITA]	34	117	1	3 11	3 10		3 4												
27 HICKMAN Peter [GBR]	27	124	7					6 6	7 8										
28 FRITZ Marvin [GER]	26	125	1			2 4						13 7							
29 GUTIERREZ Oscar [ESP]	24	127	2							3 10	6 5								
30 FORES Xavi [ESP]	21	130	3			9 4							8						
31 RABAT Tito [ESP]	12	139	9				7 5												
32 VICKERS Ryan [GBR]	11	140	1						4 7										
33 GAGNE Jake [USA]	11	140	0									4 7							
34 MACKENZIE Tarran [GBR]	8	143	3					2 6											
35 CRESSON Loris [BEL]	5	146	3	2 3															
36 DELBIANCO Alessandro [ITA]	4	147	1				4												
37 VINALES Isaac [ESP]	3	148	1			1 2													
38 PRASEK Michal [CZE]	3	148	0						3										
39 SCHEIB Maximilian [CHI]	2	149	1										2						
40 SOLORZA Marco [ARG]	2	149	0										2						

22/10/2022

These data/results cannot be reproduced, stored and/or transmitted in whole or in part by any manner of electronic, mechanical, photocopying, recording, broadcasting or otherwise now known or herein after developed without the previous express consent by the copyright owner, except for reproduction in daily press and regular printed publications on sale to the public within 60 days of the event related to those data/results and always provided that copyright symbol appears together as follows below.

© DORNA WSBK ORGANIZATION Srl 2022

FICR PERUGIA TIMING

