

Motul Argentinean Round, 21-23 October 2022

Chronological Analysis Race 1

San Juan Villicum Circuit 4.276 m

Start at 15:00'24.727

1 / 5

1° 19 A. BAUTISTA [1'37.389]							
Lap	Seg1	Seg2	Seg3	Seg4	Lap Time	km/h	Local Time
1		25.201	26.652	26.197	1'42.425	301,7	15:02'07.152
2	21.451	24.959	25.551	25.954	1'37.915	305,9	15:03'45.067
3	21.456	24.956	25.536	25.919	1'37.867	292,7	15:05'22.934
4	21.474	24.837	25.359	25.876	1'37.546	302,5	15:07'00.480
5	21.465	24.962	25.416	25.975	1'37.818	304,2	15:08'38.298
6	21.576	24.952	25.557	26.092	1'38.177	295,9	15:10'16.475
7	21.449	24.977	25.411	25.979	1'37.816	311,2	15:11'54.291
8	21.494	24.830	25.366	25.948	1'37.638	309,5	15:13'31.929
9	21.410	25.056	25.087	26.012	1'37.565	310,3	15:15'09.494
10	21.448	24.915	25.276	26.008	1'37.647	311,2	15:16'47.141
11	21.394	25.001	25.168	26.014	1'37.577	308,6	15:18'24.718
12	21.412	24.871	25.401	25.884	1'37.568	310,3	15:20'02.286
13	21.348	24.937	25.352	26.016	1'37.653	308,6	15:21'39.939
14	21.400	24.998	25.249	25.889	1'37.536	307,7	15:23'17.475
15	21.443	24.983	25.206	25.969	1'37.601	313,0	15:24'55.076
16	21.368	24.884	25.211	25.926	1'37.389	314,0	15:26'32.465
17	21.478	25.004	25.400	25.923	1'37.805	313,0	15:28'10.270
18	21.521	24.964	25.247	26.039	1'37.771	312,1	15:29'48.041
19	21.552	25.056	25.344	25.895	1'37.847	312,1	15:31'25.888
20	21.546	24.952	25.401	26.072	1'37.971	312,1	15:33'03.859
21	21.583	25.086	25.560	26.943	1'39.172	308,6	15:34'43.031

Race Time 34'18.504

14	21.394	25.291	25.475	26.003	1'38.163	303,4	15:23'21.348
15	21.445	25.206	25.434	26.065	1'38.150	305,1	15:24'59.498
16	21.512	25.180	25.422	25.950	1'38.064	306,8	15:26'37.562
17	21.513	25.076	25.462	25.956	1'38.007	309,5	15:28'15.569
18	21.538	25.188	25.473	26.369	1'38.568	308,6	15:29'54.137
19	21.773	25.035	25.501	26.076	1'38.385	312,1	15:31'32.522
20	21.568	25.211	25.461	26.100	1'38.340	304,2	15:33'10.862
21	21.729	25.256	25.658	26.215	1'38.858	303,4	15:34'49.720

Race Time 34'24.993

2° 65 J. REA [1'37.598]							
Lap	Seg1	Seg2	Seg3	Seg4	Lap Time	km/h	Local Time
1		25.556	25.806	26.113	1'41.532	289,5	15:02'06.259
2	21.280	25.368	25.540	26.067	1'38.255	300,8	15:03'44.514
3	21.333	25.226	25.258	25.991	1'37.808	306,8	15:05'22.322
4	21.377	25.286	25.193	25.950	1'37.806	306,8	15:07'00.128
5	21.356	25.160	25.308	26.125	1'37.949	308,6	15:08'38.077
6	21.336	25.350	25.702	26.230	1'38.618	305,1	15:10'16.695
7	21.460	25.145	25.189	26.004	1'37.798	312,1	15:11'54.493
8	21.491	25.088	25.283	26.295	1'38.157	305,9	15:13'32.650
9	21.363	25.620	25.344	26.164	1'38.491	300,8	15:15'11.141
10	21.300	25.233	25.255	26.070	1'37.858	308,6	15:16'48.999
11	21.350	25.455	25.319	26.497	1'38.621	307,7	15:18'27.620
12	21.460	25.172	25.563	25.941	1'38.136	308,6	15:20'05.756
13	21.589	25.308	25.331	25.878	1'38.106	305,1	15:21'43.862
14	21.311	25.296	25.175	25.981	1'37.763	304,2	15:23'21.625
15	21.430	25.133	25.391	26.160	1'38.114	307,7	15:24'59.739
16	21.468	25.139	25.418	26.027	1'38.052	306,8	15:26'37.791
17	21.519	25.113	25.308	26.073	1'38.013	313,0	15:28'15.804
18	21.437	25.194	25.420	26.313	1'38.364	303,4	15:29'54.168
19	21.491	25.257	25.260	25.939	1'37.947	305,1	15:31'32.115
20	21.358	25.249	25.050	25.941	1'37.598	305,1	15:33'09.713
21	21.691	25.327	25.348	26.093	1'38.459	305,9	15:34'48.172

Race Time 34'23.445

4° 7 I. LECUONA [1'37.888]							
Lap	Seg1	Seg2	Seg3	Seg4	Lap Time	km/h	Local Time
1		25.614	26.209	25.894	1'41.936	300,0	15:02'06.663
2	21.509	25.039	25.478	26.033	1'38.059	306,8	15:03'44.722
3	21.455	25.200	25.322	25.911	1'37.888	314,0	15:05'22.610
4	21.453	25.192	25.780	26.026	1'38.451	301,7	15:07'01.061
5	21.704	25.164	25.414	25.955	1'38.237	312,1	15:08'39.298
6	21.326	25.291	25.646	25.977	1'38.240	312,1	15:10'17.538
7	21.699	25.410	25.387	26.083	1'38.579	305,9	15:11'56.117
8	21.418	25.238	25.395	26.126	1'38.177	310,3	15:13'34.294
9	21.879	25.335	25.414	26.110	1'38.738	310,3	15:15'13.032
10	21.490	25.246	25.450	26.015	1'38.201	311,2	15:16'51.233
11	21.499	25.438	25.389	25.948	1'38.274	309,5	15:18'29.507
12	21.432	25.183	25.510	25.967	1'38.092	311,2	15:20'07.599
13	21.516	25.333	25.734	25.991	1'38.574	308,6	15:21'46.173
14	21.459	25.388	25.392	26.047	1'38.286	308,6	15:23'24.459
15	21.465	25.301	25.420	26.122	1'38.308	308,6	15:25'02.767
16	21.599	25.362	25.479	26.098	1'38.538	311,2	15:26'41.305
17	21.614	25.311	25.502	26.218	1'38.645	311,2	15:28'19.950
18	21.575	25.226	25.473	26.210	1'38.484	311,2	15:29'58.434
19	21.638	25.418	25.490	26.161	1'38.707	312,1	15:31'37.141
20	21.737	25.304	25.518	26.384	1'38.943	309,5	15:33'16.084
21	21.694	25.385	25.458	26.327	1'38.864	310,3	15:34'54.948

Race Time 34'30.221

3° 47 A. BASSANI [1'37.731]							
Lap	Seg1	Seg2	Seg3	Seg4	Lap Time	km/h	Local Time
1		25.385	26.007	25.767	1'41.651	314,0	15:02'06.378
2	21.368	25.086	25.469	25.808	1'37.731	306,8	15:03'44.109
3	21.324	25.199	25.350	26.008	1'37.881	305,9	15:05'21.990
4	21.388	25.249	25.213	25.949	1'37.799	306,8	15:06'59.789
5	21.458	25.214	25.338	25.950	1'37.960	306,8	15:08'37.749
6	21.476	25.354	25.397	25.878	1'38.105	305,1	15:10'15.854
7	21.458	25.345	25.428	25.935	1'38.166	305,9	15:11'54.020
8	21.403	25.292	25.520	26.662	1'38.877	304,2	15:13'32.897
9	21.424	25.228	25.333	25.906	1'37.891	306,8	15:15'10.788
10	21.425	25.258	25.319	26.016	1'38.018	307,7	15:16'48.806
11	21.440	25.314	25.489	26.415	1'38.658	306,8	15:18'27.464
12	21.411	25.157	25.366	25.843	1'37.777	305,1	15:20'05.261
13	21.471	25.163	25.393	25.917	1'37.944	304,2	15:21'43.185

5° 21 M. RINALDI [1'38.064]							
Lap	Seg1	Seg2	Seg3	Seg4	Lap Time	km/h	Local Time
1		25.260	26.435	26.262	1'42.815	305,9	15:02'07.542
2	21.585	24.994	25.512	26.154	1'38.245	310,3	15:03'45.787
3	21.513	25.256	25.571	26.072	1'38.412	307,7	15:05'24.199
4	21.529	25.133	25.544	25.858	1'38.064	312,1	15:07'02.263
5	21.671	25.143	25.661	26.089	1'38.564	314,9	15:08'40.827
6	21.624	25.237	25.619	26.011	1'38.491	314,0	15:10'19.318
7	21.664	25.171	25.455	25.969	1'38.259	307,7	15:11'57.577
8	21.436	25.149	25.511	25.991	1'38.087	308,6	15:13'35.664
9	21.519	25.157	25.473	25.963	1'38.112	309,5	15:15'13.776
10	21.529	25.264	25.629	26.023	1'38.445	310,3	15:16'52.221
11	21.589	25.147	25.643	26.096	1'38.475	306,8	15:18'30.696
12	21.542	25.183	25.569	26.047	1'38.341	307,7	15:20'09.037
13	21.791	25.315	25.731	26.056	1'38.893	306,8	15:21'47.930
14	21.525	25.293	25.881	26.111	1'38.810	309,5	15:23'26.740
15	21.577	25.169	25.409	26.083	1'38.238	311,2	15:25'04.978
16	21.543	25.184	25.460	25.985	1'38.172	312,1	15:26'43.150
17	21.695	25.292	25.600	26.013	1'38.600	313,0	15:28'21.750
18	21.705	25.245	25.666	26.026	1'38.642	314,9	15:30'00.392
19	21.630	25.195	25.702	26.057	1'38.584	312,1	15:31'38.976
20	21.706	25.172	25.542	26.109	1'38.529	311,2	15:33'17.505
21	21.763	25.388	25.880	26.377	1'39.408	307,7	15:34'56.913

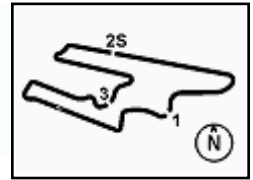
Race Time 34'32.186

6° 22 A. LOWES [1'37.968]							
Lap	Seg1	Seg2	Seg3	Seg4	Lap Time	km/h	Local Time
1		25.448	26.482	26.421	1'43.429	278,4	15:02'08.156
2	21.483	25.407	25.595	26.135	1'38.620	301,7	15:03'46.776
3	21.608	25.414	25.493	26.053	1'38.568	297,5	15:05'25.344
4	21.518	25.344	25.429	25.904	1'38.195	291,1	15:07'03.539

22/10/2022 P = Pits In/Out - C = Lap Time Cancelled

These data/results cannot be reproduced, stored and/or transmitted in whole or in part by any manner of electronic, mechanical, photocopying, recording, broadcasting or otherwise now known or herein after developed without the previous express consent by the copyright owner, except for reproduction in daily press and regular printed publications on sale to the public within 60 days of the event related to those data/results and always provided that copyright symbol appears together as follows below.

© DORNA WSBK ORGANIZATION Srl 2022



Motul Argentinean Round, 21-23 October 2022
Chronological Analysis Race 1

San Juan Villicum Circuit 4.276 m

Start at 15:00'24.727

2 / 5

5	21.608	25.441	25.519	25.999	1'38.567	294,3	15:08'42.106
6	21.591	25.519	25.886	26.354	1'39.350	300,8	15:10'21.456
7	21.557	25.493	25.527	26.027	1'38.604	301,7	15:12'00.060
8	21.484	25.557	25.471	26.031	1'38.543	301,7	15:13'38.603
9	21.479	25.483	25.298	26.166	1'38.426	303,4	15:15'17.029
10	21.740	25.469	25.448	26.140	1'38.797	303,4	15:16'55.826
11	21.459	25.466	25.481	26.059	1'38.465	303,4	15:18'34.291
12	21.570	25.482	25.335	26.083	1'38.470	304,2	15:20'12.761
13	21.472	25.291	25.266	25.939	1'37.968	301,7	15:21'50.729
14	21.346	25.502	25.304	26.042	1'38.194	301,7	15:23'28.923
15	21.540	25.369	25.449	26.061	1'38.419	304,2	15:25'07.342
16	21.509	25.381	25.314	26.012	1'38.216	305,1	15:26'45.558
17	22.052	25.359	25.382	26.088	1'38.881	305,1	15:28'24.439
18	21.596	25.261	25.174	26.002	1'38.033	306,8	15:30'02.472
19	21.494	25.362	25.394	26.003	1'38.253	305,1	15:31'40.725
20	21.500	25.389	25.520	26.108	1'38.517	301,7	15:33'19.242
21	21.600	25.288	25.432	25.976	1'38.296	305,1	15:34'57.538
Race Time 34'32.811							

9° 97 X. VIERGE [1'38.371]							
Lap	Seg.1	Seg.2	Seg.3	Seg.4	Lap Time	km/h	Local Time
1		25.381	26.681	26.336	1'43.604	277,6	15:02'08.331
2	21.670	25.244	25.846	26.107	1'38.867	295,1	15:03'47.198
3	21.559	25.178	25.867	25.973	1'38.577	290,3	15:05'25.775
4	21.523	25.160	25.630	26.253	1'38.566	296,7	15:07'04.341
5	21.622	25.226	25.532	26.138	1'38.518	306,8	15:08'42.859
6	21.612	25.406	25.800	26.574	1'39.392	293,5	15:10'22.251
7	21.936	25.161	25.801	26.219	1'39.117	291,9	15:12'01.368
8	21.748	25.154	25.584	26.127	1'38.613	311,2	15:13'39.981
9	21.620	25.179	25.534	26.153	1'38.486	312,1	15:15'18.467
10	21.701	25.206	25.502	26.125	1'38.534	311,2	15:16'57.001
11	21.601	25.188	25.550	26.045	1'38.384	311,2	15:18'35.385
12	21.620	25.090	25.663	26.063	1'38.436	309,5	15:20'13.821
13	21.608	25.117	25.566	26.080	1'38.371	309,5	15:21'52.192
14	21.748	25.383	25.634	26.195	1'38.960	308,6	15:23'31.152
15	21.778	25.184	25.661	26.232	1'38.855	305,1	15:25'10.007
16	21.664	25.205	25.652	26.142	1'38.663	305,1	15:26'48.670
17	21.580	25.092	25.643	26.108	1'38.423	311,2	15:28'27.093
18	21.633	25.118	25.595	26.074	1'38.420	313,0	15:30'05.513
19	21.704	25.216	25.705	26.216	1'38.841	314,0	15:31'44.354
20	21.727	25.207	25.710	26.154	1'38.798	306,8	15:33'23.152
21	21.833	25.263	25.853	26.470	1'39.419	310,3	15:35'02.571
Race Time 34'37.844							

7° 45 S. REDDING [1'38.062]							
Lap	Seg.1	Seg.2	Seg.3	Seg.4	Lap Time	km/h	Local Time
1		25.430	26.309	26.271	1'42.641	298,3	15:02'07.368
2	21.473	25.287	25.817	26.046	1'38.623	300,0	15:03'45.991
3	21.518	25.428	25.378	26.063	1'38.387	300,0	15:05'24.378
4	21.534	25.305	25.344	25.879	1'38.062	307,7	15:07'02.440
5	21.787	25.288	25.620	26.076	1'38.771	312,1	15:08'41.211
6	21.655	26.779	25.635	26.553	1'40.622	300,0	15:10'21.833
7	21.725	25.472	25.428	26.046	1'38.671	304,2	15:12'00.504
8	21.552	25.404	25.427	26.081	1'38.464	303,4	15:13'38.968
9	21.519	25.364	25.351	26.115	1'38.349	306,8	15:15'17.317
10	21.619	25.335	25.630	26.124	1'38.708	301,7	15:16'56.025
11	21.574	25.278	25.557	26.084	1'38.493	301,7	15:18'34.518
12	21.567	25.370	25.551	26.021	1'38.509	297,5	15:20'13.027
13	21.467	25.340	25.429	26.061	1'38.297	308,6	15:21'51.324
14	21.559	25.497	25.905	26.243	1'39.204	303,4	15:23'30.528
15	21.846	25.400	25.409	26.143	1'38.798	307,7	15:25'09.326
16	21.815	25.322	25.398	26.117	1'38.652	309,5	15:26'47.978
17	21.569	25.252	25.401	26.010	1'38.232	308,6	15:28'26.210
18	21.648	25.323	25.375	25.976	1'38.322	310,3	15:30'04.532
19	21.577	25.528	25.535	26.368	1'39.008	306,8	15:31'43.540
20	21.741	25.442	25.424	26.176	1'38.783	307,7	15:33'22.323
21	21.864	25.418	25.566	26.262	1'39.110	309,5	15:35'01.433
Race Time 34'36.706							

10° 60 M. VAN DER MARK [1'38.391]							
Lap	Seg.1	Seg.2	Seg.3	Seg.4	Lap Time	km/h	Local Time
1		25.508	26.523	26.261	1'44.121	279,1	15:02'08.848
2	21.863	25.783	25.877	26.051	1'39.574	287,2	15:03'48.422
3	21.858	25.428	25.845	26.185	1'39.316	294,3	15:05'27.738
4	21.700	25.351	25.609	26.116	1'38.776	304,2	15:07'06.514
5	21.705	25.304	25.716	26.064	1'38.789	302,5	15:08'45.303
6	21.733	25.445	25.596	26.039	1'38.813	307,7	15:10'24.116
7	21.685	25.424	25.465	26.155	1'38.729	308,6	15:12'02.845
8	21.758	25.418	25.546	25.998	1'38.720	307,7	15:13'41.565
9	21.738	25.432	25.832	26.233	1'39.235	305,1	15:15'20.800
10	21.823	25.425	25.794	26.432	1'39.474	290,3	15:17'00.274
11	21.740	25.311	25.636	26.270	1'38.957	298,3	15:18'39.231
12	21.870	25.247	25.901	26.343	1'39.361	300,0	15:20'18.592
13	21.776	25.303	25.731	26.102	1'38.912	301,7	15:21'57.504
14	21.621	25.527	25.732	26.127	1'39.007	305,1	15:23'36.511
15	21.584	25.288	25.522	25.997	1'38.391	307,7	15:25'14.902
16	21.667	25.282	25.564	26.124	1'38.637	309,5	15:26'53.539
17	21.648	25.346	25.537	26.238	1'38.769	308,6	15:28'32.308
18	21.767	25.390	25.582	26.098	1'38.837	303,4	15:30'11.145
19	21.701	25.434	25.669	26.184	1'38.988	306,8	15:31'50.133
20	21.790	25.402	25.515	26.177	1'38.884	305,9	15:33'29.017
21	21.695	25.329	25.489	26.162	1'38.675	308,6	15:35'07.692
Race Time 34'42.965							

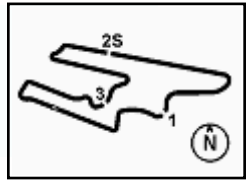
8° 55 A. LOCATELLI [1'38.169]							
Lap	Seg.1	Seg.2	Seg.3	Seg.4	Lap Time	km/h	Local Time
1		25.569	26.556	26.310	1'43.935	288,0	15:02'08.662
2	21.869	25.720	25.694	26.084	1'39.367	305,1	15:03'48.029
3	21.607	25.444	25.567	26.028	1'38.646	303,4	15:05'26.675
4	21.489	25.483	25.438	26.027	1'38.437	306,8	15:07'05.112
5	21.512	25.491	25.530	26.019	1'38.552	305,9	15:08'43.664
6	21.534	25.585	25.541	26.164	1'38.824	304,2	15:10'22.488
7	21.839	25.424	25.625	26.148	1'39.036	302,5	15:12'01.524
8	21.752	25.512	25.568	26.132	1'38.964	300,8	15:13'40.488
9	21.698	25.479	25.586	26.208	1'38.971	300,0	15:15'19.459
10	22.149	25.467	25.486	26.094	1'39.196	304,2	15:16'58.655
11	21.583	25.458	25.521	26.074	1'38.636	303,4	15:18'37.291
12	21.555	25.377	25.462	26.041	1'38.435	304,2	15:20'15.726
13	21.498	25.561	25.535	25.984	1'38.578	302,5	15:21'54.304
14	21.555	25.538	25.662	26.006	1'38.761	302,5	15:23'33.065
15	21.603	25.374	25.495	26.003	1'38.475	303,4	15:25'11.540
16	21.574	25.350	25.264	25.981	1'38.169	307,7	15:26'49.709
17	21.574	25.317	25.381	26.128	1'38.400	307,7	15:28'28.109
18	21.428	25.322	25.450	26.127	1'38.327	308,6	15:30'06.436
19	21.453	25.350	25.499	26.021	1'38.323	306,8	15:31'44.759

11° 44 L. MAHIAS [1'38.731]							
Lap	Seg.1	Seg.2	Seg.3	Seg.4	Lap Time	km/h	Local Time
1		25.752	26.451	26.288	1'43.782	294,3	15:02'08.509
2	21.883	25.985	25.766	26.102	1'39.736	293,5	15:03'48.245
3	21.805	25.431	25.736	26.086	1'39.058	293,5	15:05'27.303
4	21.632	25.575	25.520	26.004	1'38.731	300,8	15:07'06.034
5	21.768	25.519	25.716	26.177	1'39.180	301,7	15:08'45.214
6	22.001	25.684	25.908	26.095	1'39.688	299,2	15:10'24.902
7	21.839	25.557	25.745	26.094	1'39.235	299,2	15:12'04.137
8	21.829	25.514	25.591	25.964	1'38.898	300,0	15:13'43.035
9	21.670	25.525	25.632	26.112	1'38.939	300,8	15:15'21.974
10	21.809	25.463	25.555	26.147	1'38.974	304,2	15:17'00.948

22/10/2022 P = Pits In/Out - C = Lap Time Cancelled

These data/results cannot be reproduced, stored and/or transmitted in whole or in part by any manner of electronic, mechanical, photocopying, recording, broadcasting or otherwise now known or herein after developed without the previous express consent by the copyright owner, except for reproduction in daily press and regular printed publications on sale to the public within 60 days of the event related to those data/results and always provided that copyright symbol appears together as follows below.

© DORNA WSBK ORGANIZATION Srl 2022



Motul Argentinean Round, 21-23 October 2022
Chronological Analysis Race 1

San Juan Villicum Circuit 4.276 m

Start at 15:00'24.727

3 / 5

11	21.739	25.485	25.564	26.174	1'38.962	298,3	15:18'39.910	2	21.909	25.358	26.057	26.290	1'39.614	300,8	15:03'49.384
12	21.769	25.420	25.610	26.194	1'38.993	300,8	15:20'18.903	3	21.647	25.359	25.903	26.270	1'39.179	301,7	15:05'28.563
13	21.839	25.399	25.866	26.161	1'39.265	294,3	15:21'58.168	4	21.987	25.438	25.524	26.238	1'39.187	309,5	15:07'07.750
14	21.669	25.506	25.838	26.191	1'39.204	295,9	15:23'37.372	5	21.698	25.341	26.115	26.409	1'39.563	297,5	15:08'47.313
15	21.699	25.466	25.593	26.117	1'38.865	299,2	15:25'16.237	6	21.677	25.420	25.769	26.303	1'39.169	306,8	15:10'26.482
16	21.796	25.518	25.928	26.141	1'39.383	298,3	15:26'55.620	7	21.638	25.506	26.041	26.299	1'39.484	305,9	15:12'05.966
17	21.832	25.742	25.788	26.227	1'39.589	300,0	15:28'35.209	8	21.907	25.417	25.884	26.208	1'39.416	299,2	15:13'45.382
18	21.972	25.560	25.645	26.142	1'39.319	303,4	15:30'14.528	9	21.697	25.341	25.860	26.240	1'39.138	304,2	15:15'24.520
19	21.982	25.750	25.784	26.294	1'39.810	296,7	15:31'54.338	10	21.623	25.387	25.785	26.234	1'39.029	300,8	15:17'03.549
20	21.916	25.676	25.893	26.611	1'40.096	297,5	15:33'34.434	11	21.728	25.345	25.716	26.268	1'39.057	302,5	15:18'42.606
21	21.949	25.767	25.865	26.413	1'39.994	297,5	15:35'14.428	12	21.778	25.480	25.874	26.264	1'39.396	303,4	15:20'22.002

Race Time 34'49.701

12° 12 X. FORES [1'38.775]

Lap	Seg1	Seg2	Seg3	Seg4	Lap Time	km/h	Local Time
1		25.502	26.959	26.678	1'44.748	291,1	15:02'09.475
2	21.803	25.694	25.940	26.277	1'39.714	303,4	15:03'49.189
3	21.672	25.424	25.780	26.237	1'39.113	310,3	15:05'28.302
4	21.689	25.411	25.721	26.179	1'39.000	307,7	15:07'07.302
5	21.810	25.569	25.888	26.805	1'40.072	309,5	15:08'47.374
6	22.066	25.345	26.011	26.780	1'40.202	295,1	15:10'27.576
7	21.922	25.467	25.710	26.258	1'39.357	308,6	15:12'06.933
8	21.844	25.533	25.761	26.580	1'39.718	304,2	15:13'46.651
9	21.887	25.452	25.636	26.297	1'39.272	307,7	15:15'25.923
10	21.644	25.413	25.695	26.245	1'38.997	305,9	15:17'04.920
11	21.775	25.407	25.654	26.277	1'39.113	306,8	15:18'44.033
12	22.647	25.396	25.679	26.235	1'39.957	305,9	15:20'23.990
13	21.844	25.369	25.767	26.198	1'39.178	304,2	15:22'03.168
14	21.879	25.523	25.614	26.329	1'39.345	304,2	15:23'42.513
15	21.776	25.409	25.496	26.094	1'38.775	305,9	15:25'21.288
16	21.727	25.399	25.706	26.160	1'38.992	304,2	15:27'00.280
17	21.889	25.374	25.605	26.221	1'39.089	307,7	15:28'39.369
18	21.850	25.323	25.553	26.114	1'38.840	306,8	15:30'18.209
19	21.772	25.511	25.678	26.156	1'39.117	302,5	15:31'57.326
20	21.708	25.457	25.621	26.452	1'39.238	304,2	15:33'36.564
21	21.927	25.391	25.740	26.378	1'39.436	301,7	15:35'16.000

Race Time 34'51.273

13° 31 G. GERLOFF [1'38.554]

Lap	Seg1	Seg2	Seg3	Seg4	Lap Time	km/h	Local Time
1		25.850	26.582	26.778	1'45.230	298,3	15:02'09.957
2	22.182	25.379	25.983	26.206	1'39.750	294,3	15:03'49.707
3	21.671	25.659	25.830	26.359	1'39.519	282,0	15:05'29.226
4	21.811	25.523	25.686	26.249	1'39.269	295,1	15:07'08.495
5	21.802	25.428	25.639	26.241	1'39.110	304,2	15:08'47.605
6	21.957	25.559	25.754	26.338	1'39.608	300,0	15:10'27.213
7	22.167	25.661	25.765	26.324	1'39.917	282,7	15:12'07.130
8	21.824	25.520	25.703	26.784	1'39.831	297,5	15:13'46.961
9	21.718	25.576	25.594	26.215	1'39.103	303,4	15:15'26.064
10	21.670	25.607	25.482	26.289	1'39.048	304,2	15:17'05.112
11	21.782	25.557	25.815	26.090	1'39.244	299,2	15:18'44.356
12	21.598	25.432	26.518	26.379	1'39.927	300,8	15:20'24.283
13	21.788	25.408	25.724	26.262	1'39.182	299,2	15:22'03.465
14	22.046	25.757	26.371	26.241	1'40.415	290,3	15:23'43.880
15	22.061	25.477	26.176	26.143	1'39.857	293,5	15:25'23.737
16	21.608	25.468	25.616	25.895	1'38.587	304,2	15:27'02.324
17	21.891	25.421	25.686	26.221	1'39.219	305,1	15:28'41.543
18	21.646	25.529	25.486	26.189	1'38.850	305,9	15:30'20.393
19	21.624	25.531	25.800	26.526	1'39.481	300,0	15:31'59.874
20	21.922	25.658	25.756	26.348	1'39.684	296,7	15:33'39.558
21	21.532	25.466	25.585	25.971	1'38.554	303,4	15:35'18.112

Race Time 34'53.385

14° 50 E. LAVERTY [1'39.029]

Lap	Seg1	Seg2	Seg3	Seg4	Lap Time	km/h	Local Time
1		25.693	26.442	26.744	1'45.043	300,0	15:02'09.770

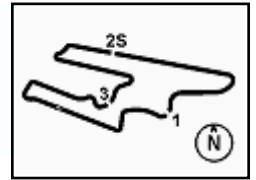
22/10/2022

P = Pits In/Out - C = Lap Time Cancelled

These data/results cannot be reproduced, stored and/or transmitted in whole or in part by any manner of electronic, mechanical, photocopying, recording, broadcasting or otherwise now known or herein after developed without the previous express consent by the copyright owner, except for reproduction in daily press and regular printed publications on sale to the public within 60 days of the event related to those data/results and always provided that copyright symbol appears together as follows below.

© DORNA WSBK ORGANIZATION Srl 2022





Motul Argentinean Round, 21-23 October 2022

Chronological Analysis Race 1

San Juan Villicum Circuit 4.276 m

Start at 15:00'24.727

4 / 5

17	21.924	25.527	25.662	26.242	1'39.355	312,1	15:28'46.168	8	22.373	25.973	26.275	26.674	1'41.295	295,9	15:13'54.971
18	21.702	25.485	25.803	26.170	1'39.160	307,7	15:30'25.328	9	22.141	25.839	26.107	26.747	1'40.834	296,7	15:15'35.805
19	21.883	25.524	25.971	26.128	1'39.506	301,7	15:32'04.834	10	22.056	25.877	25.936	26.655	1'40.524	296,7	15:17'16.329
20	21.813	25.519	25.735	26.312	1'39.379	307,7	15:33'44.213	11	21.979	26.002	26.157	26.509	1'40.647	295,9	15:18'56.976
21	21.702	25.520	25.820	26.147	1'39.189	305,9	15:35'23.402	12	21.925	25.814	26.082	26.654	1'40.475	296,7	15:20'37.451

Race Time 34'58.675

17° 5 P. OETTL [1'38.946]							
Lap	Seg.1	Seg.2	Seg.3	Seg.4	Lap Time	km/h	Local Time
1		25.919	26.761	26.494	1'45.306	289,5	15:02'10.033
2	21.979	25.283	26.094	26.563	1'39.919	288,8	15:03'49.952
3	21.722	25.274	25.793	26.207	1'38.996	296,7	15:05'28.948
4	21.650	25.475	25.574	26.247	1'38.946	296,7	15:07'07.894
5	21.743	25.189	25.824	26.256	1'39.012	299,2	15:08'46.906
6	22.365	25.362	25.695	26.229	1'39.651	297,5	15:10'26.557
7	21.747	25.337	25.786	26.181	1'39.051	305,9	15:12'05.608
8	21.795	25.375	25.790	26.128	1'39.088	295,1	15:13'44.696
9	21.878	25.390	25.907	26.089	1'39.264	300,8	15:15'23.960
10	21.794	25.409	25.852	26.207	1'39.262	297,5	15:17'03.222
11	22.383	25.412	25.969	26.142	1'39.906	286,5	15:18'43.128
12	22.134	25.465	26.024	26.343	1'39.966	302,5	15:20'23.094
13	22.051	25.459	26.022	26.350	1'39.882	300,8	15:22'02.976
14	22.397	25.761	26.175	26.388	1'40.721	285,0	15:23'43.697
15	22.083	25.575	26.119	26.885	1'40.662	300,8	15:25'24.359
16	22.153	25.566	26.295	26.511	1'40.525	293,5	15:27'04.884
17	22.151	25.594	26.081	26.329	1'40.155	297,5	15:28'45.039
18	22.094	25.574	26.001	26.374	1'40.043	297,5	15:30'25.082
19	21.936	25.687	26.248	26.340	1'40.211	295,9	15:32'05.293
20	22.293	25.743	26.375	26.652	1'41.063	279,1	15:33'46.356
21	22.592	25.792	26.493	26.683	1'41.560	285,0	15:35'27.916

Race Time 35'03.189

18° 3 K. NOZANE [1'39.058]							
Lap	Seg.1	Seg.2	Seg.3	Seg.4	Lap Time	km/h	Local Time
1		25.721	26.733	26.790	1'44.951	275,5	15:02'09.678
2	21.829	25.594	26.149	26.347	1'39.919	288,8	15:03'49.597
3	21.625	25.533	25.720	26.482	1'39.360	295,9	15:05'28.957
4	21.956	25.558	25.647	26.635	1'39.796	298,3	15:07'08.753
5	21.818	25.457	25.765	26.227	1'39.267	303,4	15:08'48.020
6	21.767	25.600	25.744	26.696	1'39.807	296,7	15:10'27.827
7	21.833	25.743	25.768	26.287	1'39.631	295,9	15:12'07.458
8	21.821	25.528	25.703	26.686	1'39.738	299,2	15:13'47.196
9	21.736	25.631	25.693	26.546	1'39.606	303,4	15:15'26.802
10	21.652	25.569	25.511	26.326	1'39.058	300,8	15:17'05.860
11	21.633	25.673	25.846	26.214	1'39.366	297,5	15:18'45.226
12	22.120	25.762	25.768	26.280	1'39.930	302,5	15:20'25.156
13	21.745	25.765	25.688	26.355	1'39.553	299,2	15:22'04.709
14	21.902	26.006	26.097	26.480	1'40.485	296,7	15:23'45.194
15	21.945	25.850	25.751	26.330	1'39.876	300,0	15:25'25.070
16	21.999	25.743	26.100	26.473	1'40.315	305,9	15:27'05.385
17	21.942	25.839	25.910	26.441	1'40.132	304,2	15:28'45.517
18	22.143	25.796	26.107	26.454	1'40.500	294,3	15:30'26.017
19	21.972	26.009	26.122	26.720	1'40.823	298,3	15:32'06.840
20	22.017	25.907	26.004	26.575	1'40.503	298,3	15:33'47.343
21	22.208	25.870	26.145	26.685	1'40.908	291,9	15:35'28.251

Race Time 35'03.524

19° 52 O. KONIG [1'40.202]							
Lap	Seg.1	Seg.2	Seg.3	Seg.4	Lap Time	km/h	Local Time
1		26.298	26.640	26.752	1'45.990	281,3	15:02'10.717
2	22.103	25.711	25.897	26.566	1'40.277	304,2	15:03'50.994
3	22.028	25.858	25.995	26.663	1'40.544	300,8	15:05'31.538
4	21.941	25.874	26.074	26.470	1'40.359	300,0	15:07'11.897
5	21.923	25.817	25.885	26.577	1'40.202	299,2	15:08'52.099
6	22.019	26.057	26.113	26.691	1'40.880	298,3	15:10'32.979
7	22.032	25.901	26.089	26.675	1'40.697	298,3	15:12'13.676

22/10/2022 P = Pits In/Out - C = Lap Time Cancelled

These data/results cannot be reproduced, stored and/or transmitted in whole or in part by any manner of electronic, mechanical, photocopying, recording, broadcasting or otherwise now known or herein after developed without the previous express consent by the copyright owner, except for reproduction in daily press and regular printed publications on sale to the public within 60 days of the event related to those data/results and always provided that copyright symbol appears together as follows below.

© DORNA WSBK ORGANIZATION Srl 2022

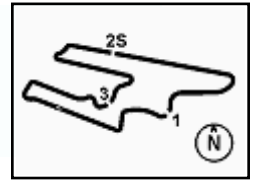
13	22.030	25.968	25.910	26.344	1'40.252	295,1	15:22'17.703	13	22.030	25.968	25.910	26.344	1'40.252	295,1	15:22'17.703
14	22.247	26.063	26.014	26.597	1'40.921	296,7	15:23'58.624	14	22.247	26.063	26.014	26.597	1'40.921	296,7	15:23'58.624
15	24.635	26.026	26.149	26.570	1'43.380	296,7	15:25'42.004	15	24.635	26.026	26.149	26.570	1'43.380	296,7	15:25'42.004
16	22.047	26.064	26.056	26.534	1'40.701	297,5	15:27'22.705	16	22.047	26.064	26.056	26.534	1'40.701	297,5	15:27'22.705
17	22.110	25.943	26.079	26.807	1'40.939	299,2	15:29'03.644	17	22.110	25.943	26.079	26.807	1'40.939	299,2	15:29'03.644
18	22.102	25.909	26.010	26.583	1'40.604	298,3	15:30'44.248	18	22.102	25.909	26.010	26.583	1'40.604	298,3	15:30'44.248
19	22.158	25.997	26.157	26.757	1'41.069	296,7	15:32'25.317	19	22.158	25.997	26.157	26.757	1'41.069	296,7	15:32'25.317
20	22.231	26.023	26.119	26.721	1'41.094	298,3	15:34'06.411	20	22.231	26.023	26.119	26.721	1'41.094	298,3	15:34'06.411
21	22.142	26.109	26.149	26.766	1'41.166	295,9	15:35'47.577	21	22.142	26.109	26.149	26.766	1'41.166	295,9	15:35'47.577

Race Time 35'22.850

20° 27 M. SCHEIB [1'40.188]							
Lap	Seg.1	Seg.2	Seg.3	Seg.4	Lap Time	km/h	Local Time
1		26.083	27.072	26.692	1'46.184	289,5	15:02'10.911
2	22.037	25.822	26.012	26.366	1'40.237	302,5	15:03'51.148
3	22.075	25.836	26.001	26.662	1'40.574	291,9	15:05'31.722
4	21.997	25.842	26.050	26.516	1'40.405	300,0	15:07'12.127
5	21.991	25.751	25.957	26.489	1'40.188	302,5	15:08'52.315
6	22.069	25.954	26.112	26.660	1'40.795	293,5	15:10'33.110
7	22.176	25.913	25.970	26.677	1'40.736	303,4	15:12'13.846
8	22.377	25.940	26.266	26.724	1'41.307	289,5	15:13'55.153
9	22.259	25.929	25.994	26.698	1'40.880	300,8	15:15'36.033
10	22.103	25.842	26.428	26.604	1'40.977	304,2	15:17'17.010
11	22.025	25.951	26.002	26.638	1'40.616	300,0	15:18'57.626
12	22.032	26.243	26.235	27.001	1'41.511	302,5	15:20'39.137
13	24.188	26.430	26.391	27.005	1'44.014	295,1	15:22'23.151
14	22.325	26.394	26.517	26.971	1'42.207	299,2	15:24'05.358
15	22.362	26.304	26.338	26.951	1'41.955	298,3	15:25'47.313
16	22.383	26.535	26.510	27.050	1'42.478	299,2	15:27'29.791
17	22.427	26.216	26.447	27.153	1'42.243	298,3	15:29'12.034
18	22.382	26.265	26.296	27.100	1'42.043	303,4	15:30'54.077
19	22.400	26.277	26.580	27.076	1'42.333	299,2	15:32'36.410
20	22.607	26.328	26.668	27.109	1'42.712	302,5	15:34'19.122
21	22.798	26.458	26.720	27.448	1'43.424	301,7	15:36'02.546

Race Time 35'37.819

21° 39 M. SOLORZA [1'41.349]							
Lap	Seg.1	Seg.2	Seg.3	Seg.4	Lap Time	km/h	Local Time
1		26.484	26.570	27.093	1'46.758	295,9	15:02'11.485
2	22.169	26.059	26.202	26.919	1'41.349	295,1	15:03'52.834
3	25.067	26.431	26.165	26.771	1'44.434	285,7	15:05'37.268
4	22.290	26.449	26.329	27.078	1'42.146	287,2	15:07'19.414
5	22.258	26.364	26.209	27.176	1'42.007	287,2	15:09'01.421
6	22.296	26.468	26.249	26.968	1'41.981	287,2	15:10'43.402
7	22.310	26.453	26.115	26.963	1'41.841	288,0	15:12'25.243
8	22.218	26.232	26.092	26.912	1'41.454	288,8	15:14'06.697
9	22.184	26.410	26.226	26.984	1'41.804	288,0	15:15'48.501
10	22.263	26.292	26.064	26.970	1'41.589	288,0	15:17'30.090
11	22.232	26.433	26.157	26.926	1'41.748	287,2	15:19'11.838
12	22.260	26.399	26.322	27.043	1'42.024	285,0	15:20'53.862
13	22.316	26.522	26.29				



Start at 15:00'24.727

RET								36 L. MERCADO [1'39.530]							
Lap	Seg.1	Seg.2	Seg.3	Seg.4	Lap Time	km/h	Local Time								
1		25.792	27.231	26.650	1'45.604	279,8	15:02'10.331								
2	22.043	25.421	25.973	26.454	1'39.891	294,3	15:03'50.222								
3	21.800	25.589	26.002	26.422	1'39.813	300,8	15:05'30.035								
4	21.922	25.629	25.733	26.335	1'39.619	311,2	15:07'09.654								
5	21.871	25.592	25.882	26.185	1'39.530	305,9	15:08'49.184								
6	21.794	25.724	25.762	26.322	1'39.602	304,2	15:10'28.786								
7	21.985	25.621	25.816	26.268	1'39.690	305,1	15:12'08.476								

Race Time 11'43.749

22/10/2022

P = Pits In/Dut - C = Lap Time Cancelled

These data/results cannot be reproduced, stored and/or transmitted in whole or in part by any manner of electronic, mechanical, photocopying, recording, broadcasting or otherwise now known or herein after developed without the previous express consent by the copyright owner, except for reproduction in daily press and regular printed publications on sale to the public within 60 days of the event related to those data/results and always provided that copyright symbol appears together as follows below.

© DORNA WSBK ORGANIZATION Srl 2022