

Motul Argentinean Round, 21-23 October 2022

Results Tissot Superpole Race

Laps 10 = 42,760 Km - Time of Race 16'19.266 - Avg. 157,195 km/h

1 / 2

Pos	Grid	No. Rider	Nat	Team	Bike	Class	LL	Gap	Rel.	Fastest Lap	Speed	Qualifying	Speed
1	1	1 T. RAZGATLIOGLU	TUR	Pata Yamaha with Brixx WorldSBK	Yamaha YZF R1		10			1'37.303	312,1	1'36.216	311,2
2	3	19 A. BAUTISTA	ESP	Aruba.it Racing - Ducati	Ducati Panigale V4R		10	0.613	0.613	1'37.408	315,8	1'36.671	319,5
3	2	65 J. REA	GBR	Kawasaki Racing Team WorldSBK	Kawasaki ZX-10RR		10	0.856	0.243	1'37.277	310,3	1'36.449	308,6
4	8	21 M. RINALDI	ITA	Aruba.it Racing - Ducati	Ducati Panigale V4R		10	4.357	3.501	1'37.646	315,8	1'37.066	314,9
5	9	22 A. LOWES	GBR	Kawasaki Racing Team WorldSBK	Kawasaki ZX-10RR		10	5.062	0.705	1'37.441	311,2	1'37.122	308,6
6	4	7 I. LECUONA	ESP	Team HRC	Honda CBR1000 RR-R		10	5.418	0.356	1'37.867	313,0	1'36.953	313,0
7	7	47 A. BASSANI	ITA	Motocorsa Racing	Ducati Panigale V4R	IND	10	8.714	3.296	1'38.213	313,0	1'37.031	310,3
8	10	97 X. VIERGE	ESP	Team HRC	Honda CBR1000 RR-R		10	10.676	1.962	1'38.092	319,5	1'37.159	316,7
9	6	76 L. BAZ	FRA	Bonovo Action BMW	BMW M1000RR	IND	10	10.752	0.076	1'38.117	312,1	1'37.027	310,3
10	11	55 A. LOCATELLI	ITA	Pata Yamaha with Brixx WorldSBK	Yamaha YZF R1		10	10.907	0.155	1'38.312	308,6	1'37.347	310,3
11	14	60 M. VAN DER MARK	NED	BMW Motorrad WorldSBK Team	BMW M1000RR		10	12.459	1.552	1'38.258	310,3	1'37.770	314,0
12	16	12 X. FORES	ESP	BARNI Spark Racing Team	Ducati Panigale V4R	IND	10	14.827	2.368	1'38.617	310,3	1'38.119	310,3
13	12	31 G. GERLOFF	USA	GYTR GRT Yamaha WorldSBK Team	Yamaha YZF R1	IND	10	15.417	0.590	1'38.257	305,1	1'37.399	304,2
14	5	45 S. REDDING	GBR	BMW Motorrad WorldSBK Team	BMW M1000RR		10	17.709	2.292	1'38.757	310,3	1'36.974	314,0
15	17	5 P. OETTL	GER	Team Goeleven	Ducati Panigale V4R	IND	10	19.308	1.599	1'38.705	313,0	1'38.149	307,7
16	15	3 K. NOZANE	JPN	GYTR GRT Yamaha WorldSBK Team	Yamaha YZF R1	IND	10	20.627	1.319	1'38.828	302,5	1'38.108	305,1
17	19	36 L. MERCADO	ARG	MIE Racing Honda Team	Honda CBR1000 RR-R	IND	10	22.760	2.133	1'39.155	312,1	1'38.184	312,1
18	13	44 L. MAHIAS	FRA	Kawasaki Puccetti Racing	Kawasaki ZX-10RR	IND	10	22.958	0.198	1'38.897	303,4	1'37.634	300,0
19	18	50 E. LAVERTY	IRL	Bonovo Action BMW	BMW M1000RR	IND	10	25.234	2.276	1'39.643	306,8	1'38.153	310,3
20	20	52 D. KONIG	CZE	Orelac Racing Verdnatura	Kawasaki ZX-10RR	IND	10	26.232	0.998	1'39.650	310,3	1'38.683	301,7
21	21	27 M. SCHEIB	CHI	MIE Racing Honda Team	Honda CBR1000 RR-R	IND	10	27.217	0.985	1'39.554	310,3	1'39.225	307,7
22	22	39 M. SOLORZA	ARG	TPR Team Pedercini Racing	Kawasaki ZX-10RR	IND	10	46.065	18.848	1'41.272	293,5	1'40.750	292,7

AIR	Humidity:	37%	Temp:	22°C
TRACK	Condition:	Dry	Temp:	45°C

Records	Pole [SP]	2022	T.Razgatioglu	1'36.216	159,990 Km/h
	Race [SPRC]	2021	S.Redding	1'37.345	158,134 Km/h
	All Times [SP]	2022	T.Razgatioglu	1'36.216	159,990 Km/h
Race Fastest Lap	[New Record]	Lap 9	J.Rea	1'37.277	158,245 Km/h

No. Rider	From	To	Laps	Total
1 T. RAZGATLIOGLU	1	2	2	
65 J. REA	3	5	3	3
1 T. RAZGATLIOGLU	6	8	3	
19 A. BAUTISTA	9	9	1	1
1 T. RAZGATLIOGLU	10	10	1	6

No. Rider	Laps
19 A. BAUTISTA	197
1 T. RAZGATLIOGLU	183
65 J. REA	86
47 A. BASSANI	11
21 M. RINALDI	6
45 S. REDDING	5

23/10/2022 Start 12:00 End 12:19 The results are provisional until the end of the time limit for protests and appeals and the completion of the technical checks.

These data/results cannot be reproduced, stored and/or transmitted in whole or in part by any manner of electronic, mechanical, photocopying, recording, broadcasting or otherwise now known or herein after developed without the previous express consent by the copyright owner, except for reproduction in daily press and regular printed publications on sale to the public within 60 days of the event related to those data/results and always provided that copyright symbol appears together as follows below.

© DORNA WSBK ORGANIZATION Srl 2022

Motul Argentinean Round, 21-23 October 2022
Results Tissot Superpole Race

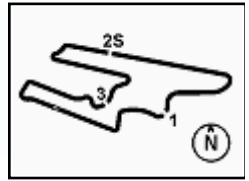
Race Highlights

Time	No. Rider	Description
11.57.54		Warm-up Lap Start
12.00.23		Start
12.03.18	39 M. SOLORZA	On Asphalt - Re-Joined - Turn 9
12.03.53		New Best Race Lap
12.04.48		No Jump Start
12.08.45	65 J. REA	On Asphalt - Re-Joined - Turn 1
12.19.31		End Of Session

23/10/2022 Start End The results are provisional until the end of the time limit for protests and appeals and the completion of the technical checks.

These data/results cannot be reproduced, stored and/or transmitted in whole or in part by any manner of electronic, mechanical, photocopying, recording, broadcasting or otherwise now known or herein after developed without the previous express consent by the copyright owner, except for reproduction in daily press and regular printed publications on sale to the public within 60 days of the event related to those data/results and always provided that copyright symbol appears together as follows below.

© DORNA WSBK ORGANIZATION Srl 2022



Motul Argentinean Round, 21-23 October 2022 Championship Standings

	Points	Points From First	Points From Previous	April 10 ARAGON	April 24 ASSEN	May 22 ESTORIL	June 12 MISANO	July 17 DONINGTON	July 31 MOST	September 11 MAGNY-COURS	September 25 BARCELONA	October 9 PORTIMAO	October 23 VILVICUM	November 13 MANDALIKA	November 20 PHILLIP ISLAND						
1 BAUTISTA Alvaro (ESP)	482			20 25 12 7	20 25 7 7	25 20 7 7	25 25 9 9	20 25 6 7	25 20 7 7	25 9 9 9	25 25 12 12	20 25 9 9	25 9 9 9								
2 RAZGATLIOGLU Toprak (TUR)	405	77		16 16 7 9	16 9 9 9	20 16 9 9	20 12 12 12	25 25 12 12	20 25 12 12	5 25 12 12	11 16 6 6	25 20 12 12	20 12 12 12								
3 REA Jonathan (GBR)	393	89	12	25 20 9 9	25 12 12 12	16 25 12 12	20 13 7 7	20 16 9 9	13 16 9 9	11 7 7 7	20 13 9 9	16 16 7 7	20 7 7 7								
4 RINALDI Michael Ruben (ITA)	249	233	144	13 13 6 6	9 2 2 2	7 8 2 2	16 16 4 4	10 13 4 4	9 6 6 6	10 20 3 3	13 20 5 5	9 13 5 5	11 6 6 6								
5 BASSANI Axel (ITA)	206	276	43	10 3 3 3	6 10 1 1	4 9 9 9	13 9 3 3	11 9 11 11	11 11 5 5	16 16 4 4	8 11 13 13	13 16 4 3	16 3 3 3								
6 LOCATELLI Andrea (ITA)	204	278	2	11 5 5 5	13 20 6 6	13 11 5 5	10 10 4 4	6 8 2 2	10 10 4 4	9 9 9 9	7 7 7 7	10 10 3 3	8 8 8 8								
7 LOWES Alex (GBR)	204	278	0	11 4 4 4	13 13 9 9	9 13 4 4	11 8 2 2	16 10 5 5	7 7 7 7	13 13 6 6	9 7 7 7	11 11 6 6	10 5 5 5								
8 LECUONA Iker (ESP)	180	302	24	10 6 2 2	11 16 5 5	10 10 6 6	7 11 5 5	8 6 3 3	8 3 3 3	7 6 6 6	10 8 10 8	5 5 5 5	13 4 4 4								
9 REDDING Scott (GBR)	165	317	15	1 1 1 1	7 11 11 11	8 5 3 3	6 7 7 7	13 11 7 7	16 13 2 2	20 10 5 5		9 9 9 9	9 9 9 9								
10 VIERGE Xavi (ESP)	124	358	41	9 8 1 1	5 7 7 7	11 7 7 7	9 6 6 6	3 3 3 3	1 9 9 9	3 3 3 3	4 10 3 3	8 8 8 8	7 2 2 2								
11 GERLOFF Garrett (USA)	108	374	16	7 7 3 3	8 3 3 3		8 1 1 1	9 5 5 5	6 1 1 1	11 8 2 2	16 16 16 16	6 7 7 7	3 3 3 3								
12 BAZ Loris (FRA)	103	379	5	5 9 4 4	10 4 4 4	6 4 4 4	1 6 6 6	7 7 7 7	5 5 5 5	2 7 1 1	5 7 1 1	7 6 1 1	1 1 1 1								
13 OETTL Philipp (GER)	75	407	28	3 3 3 3	9 9 9 9		5 5 5 5	5 4 4 4	3 8 8 8	8 5 5 5	9 4 4 4	5 5 5 5									
14 MAHIAS Lucas (FRA)	55	427	20	2 5 5 5	1 6 6 6			4 2 2 2	4 7 7 7	6 4 4 4	2 4 4 4	3 3 3 3	5 5 5 5								
15 TAMBURINI Roberto (ITA)	36	446	19	2 2 2 2	5 5 5 5		5 4 4 4			5 5 5 5	2 3 3 3	6 2 2 2	2 2 2 2								
16 BERNARDI Luca (SMR)	35	447	1	4 4 4 4	2 2 2 2	3 1 1 1	2 3 3 3		2 6 6 6	1 3 3 3	5 5 5 5	3 3 3 3									
17 VAN DER MARK Michael (NED)	32	450	3		3 8 8 8					4 4 4 4	3 3 3 3	2 4 4 4	6 6 6 6								
18 LAVERTY Eugene (IRL)	29	453	3	6 4 4 4		1 2 2 2	3 2 2 2				6 2 2 2	1 1 1 1	2 2 2 2								
19 FORES Xavi (ESP)	16	466	13			5 6 1 1							4 4 4 4								
20 NOZANE Kohta (JPN)	14	468	2			2 3 3 3	4 4 4 4		3 3 3 3	1 1 1 1	1 1 1 1										
21 MYKHALCHYK Illia (UKR)	10	472	4	8 1 1 1			1 1 1 1														
22 PONSSON Christophe (FRA)	9	473	1		4 4 4 4						1 1 1 1										
23 SYHRIN Hañzh (MAS)	4	478	5						4 4 4 4												
24 HASLAM Leon (GBR)	4	478	0		3 3 3 3			1 1 1 1													
25 MACKENZIE Tarran (GBR)	3	479	1					2 1 1 1													
26 HICKMAN Peter (GBR)	2	480	1						2 2 2 2												

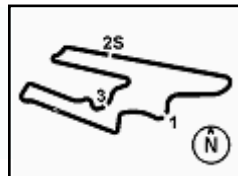
23/10/2022

These data/results cannot be reproduced, stored and/or transmitted in whole or in part by any manner of electronic, mechanical, photocopying, recording, broadcasting or otherwise now known or herein after developed without the previous express consent by the copyright owner, except for reproduction in daily press and regular printed publications on sale to the public within 60 days of the event related to those data/results and always provided that copyright symbol appears together as follows below.

© DORNA WSBK ORGANIZATION Srl 2022

FICR PERUGIA TIMING





Motul Argentinean Round, 21-23 October 2022 Championship Standings

	Points	Points From First	Points From Previous	April 10 ARAGON	April 24 ASSEN	May 22 ESTORIL	June 12 MISANO	July 17 DONINGTON	July 31 MOST	September 11 MAGNY-COURS	September 25 BARCELONA	October 9 PORTIMAO	October 23 VILVICUM	November 13 MANDALIKA	November 20 PHILLIP ISLAND			
27 MERCADO Leandro (ARG)	2	480	0		1				1									
28 GAGNE Jake (USA)	1	481	1									1						

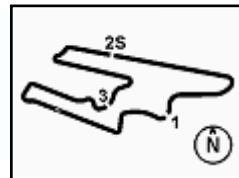
23/10/2022

These data/results cannot be reproduced, stored and/or transmitted in whole or in part by any manner of electronic, mechanical, photocopying, recording, broadcasting or otherwise now known or herein after developed without the previous express consent by the copyright owner, except for reproduction in daily press and regular printed publications on sale to the public within 60 days of the event related to those data/results and always provided that copyright symbol appears together as follows below.

© DORNA WSBK ORGANIZATION Srl 2022

FICR PERUGIA TIMING





San Juan Villicum Circuit 4.276 m

Motul Argentinean Round, 21-23 October 2022

Starting Grid - Race 2 [21 Laps x 4,276 km = 89,796 km]

			1	1 RAZGATLIOGLU T. Yamaha	1
	2	19 BAUTISTA A. Ducati			
3	65 REA J. Kawasaki		4	21 RINALDI M. Ducati	2
6	7 LECUONA I. Honda	5	22 LOWES A. Kawasaki		
		8	97 VIERGE X. Honda	7	47 BASSANI A. Ducati
9	76 BAZ L. BMW				3
12	31 GERLOFF G. Yamaha	11	55 LOCATELLI A. Yamaha	10	45 REDDING S. BMW
		14	60 VAN DER MARK M. BMW		
15	3 NOZANE K. Yamaha			13	44 MAHIAS L. Kawasaki
18	50 LAVERTY E. BMW	17	5 OETTL P. Ducati	16	12 FORES X. Ducati
		20	52 KONIG O. Kawasaki		
21	27 SCHEIB M. Honda			19	36 MERCADO L. Honda
				22	39 SOLORZA M. Kawasaki
					8

23/10/2022 The Race Director

These data/results cannot be reproduced, stored and/or transmitted in whole or in part by any manner of electronic, mechanical, photocopying, recording, broadcasting or otherwise now known or herein after developed without the previous express consent by the copyright owner, except for reproduction in daily press and regular printed publications on sale to the public within 60 days of the event related to those data/results and always provided that copyright symbol appears together as follows below. © DORNA WSBK ORGANIZATION Srl 2022

FICR PERUGIA TIMING



Motul Argentinean Round, 21-23 October 2022

Lap Chart Tissot Superpole Race

		Lap									
		1	2	3	4	5	6	7	8	9	10
1	1	1	65	65	65	1	1	1	19	1	
2	65	65	1	1	1	19	19	19	1	19	
3	19	19	19	19	19	65	65	65	65	65	
4	21	21	21	21	21	21	21	21	21	21	
5	7	7	7	7	7	7	7	7	7	22	
6	76	76	22	22	22	22	22	22	22	7	
7	47	22	76	76	76	47	47	47	47	47	
8	22	47	47	47	47	76	97	97	97	97	
9	97	97	97	97	97	97	76	76	76	76	
10	45	45	55	55	55	55	55	55	55	55	
11	12	12	45	45	45	60	60	60	60	60	
12	55	55	12	12	12	12	12	12	12	12	
13	44	60	60	60	60	31	5	31	31	31	
14	60	44	5	5	5	5	31	5	45	45	
15	31	31	44	44	44	45	45	45	5	5	
16	36	5	31	31	31	36	3	3	3	3	
17	50	36	36	36	36	3	36	36	36	36	
18	5	50	50	3	3	44	50	44	44	44	
19	3	3	3	50	50	50	44	50	50	50	
20	27	27	27	27	27	27	27	52	52	52	
21	52	52	52	52	52	52	52	27	27	27	
22	39	39	39	39	39	39	39	39	39	39	

Final Result		
1	1 T. RAZGATLIOGLU	Laps 10
2	19 A. BAUTISTA	0.613
3	65 J. REA	0.856
4	21 M. RINALDI	4.357
5	22 A. LOWES	5.062
6	7 I. LECUONA	5.418
7	47 A. BASSANI	8.714
8	97 X. VIERGE	10.676
9	76 L. BAZ	10.752
10	55 A. LOCATELLI	10.907
11	60 M. VAN DER MARK	12.459
12	12 X. FORES	14.827
13	31 G. GERLOFF	15.417
14	45 S. REDDING	17.709
15	5 P. DETTL	19.308
16	3 K. NOZANE	20.627
17	36 L. MERCADO	22.760
18	44 L. MAHIAS	22.958
19	50 E. LAVERTY	25.234
20	52 D. KONIG	26.232
21	27 M. SCHEIB	27.217
22	39 M. SOLDRZA	46.065

23/10/2022

These data/results cannot be reproduced, stored and/or transmitted in whole or in part by any manner of electronic, mechanical, photocopying, recording, broadcasting or otherwise now known or herein after developed without the previous express consent by the copyright owner, except for reproduction in daily press and regular printed publications on sale to the public within 60 days of the event related to those data/results and always provided that copyright symbol appears together as follows below.

© DORNA WSBK ORGANIZATION Srl 2022

Motul Argentinean Round, 21-23 October 2022

Lap Chart Tissot Superpole Race

San Juan Villicum Circuit 4.276 m

2 / 3

Lap 1		
1	1 T.Razgatlioglu	1'39.930
2	65 J.Rea	0.144
3	19 A.Bautista	0.516
4	21 M.Rinaldi	1.124
5	7 I.Lecuona	1.374
6	76 L.Baz	1.543
7	47 A.Bassani	1.856
8	22 A.Lowes	2.352
9	97 X.Vierge	2.670
10	45 S.Redding	2.827
11	12 X.Fores	3.058
12	55 A.Locatelli	3.236
13	44 L.Mahias	3.530
14	60 M.van der Mark	3.640
15	31 G.Gerloff	3.998
16	36 L.Mercado	4.256
17	50 E.Laverty	4.759
18	5 P.Oettl	4.849
19	3 K.Nozone	5.146
20	27 M.Scheib	5.390
21	52 O.Konig	5.775
22	39 M.Solorza	6.749

Lap 4		
1	65 J.Rea	6'32.079
2	1 T.Razgatlioglu	0.183
3	19 A.Bautista	0.960
4	21 M.Rinaldi	2.519
5	7 I.Lecuona	2.911
6	22 A.Lowes	3.205
7	76 L.Baz	4.712
8	47 A.Bassani	5.286
9	97 X.Vierge	5.703
10	55 A.Locatelli	7.241
11	45 S.Redding	8.027
12	12 X.Fores	8.242
13	60 M.van der Mark	8.410
14	5 P.Oettl	9.236
15	44 L.Mahias	9.631
16	31 G.Gerloff	9.846
17	36 L.Mercado	10.576
18	3 K.Nozone	11.536
19	50 E.Laverty	12.346
20	27 M.Scheib	12.866
21	52 O.Konig	13.085
22	39 M.Solorza	19.382

Lap 7		
1	1 T.Razgatlioglu	11'25.251
2	19 A.Bautista	0.311
3	65 J.Rea	1.999
4	21 M.Rinaldi	3.523
5	7 I.Lecuona	3.946
6	22 A.Lowes	4.110
7	47 A.Bassani	7.262
8	97 X.Vierge	8.561
9	76 L.Baz	8.646
10	55 A.Locatelli	9.335
11	60 M.van der Mark	11.077
12	12 X.Fores	11.983
13	5 P.Oettl	13.581
14	31 G.Gerloff	13.748
15	45 S.Redding	14.111
16	3 K.Nozone	16.573
17	36 L.Mercado	16.777
18	50 E.Laverty	18.709
19	44 L.Mahias	18.809
20	27 M.Scheib	20.338
21	52 O.Konig	20.488
22	39 M.Solorza	32.138

Lap 10		
1	1 T.Razgatlioglu	16'19.266
2	19 A.Bautista	0.613
3	65 J.Rea	0.856
4	21 M.Rinaldi	4.357
5	22 A.Lowes	5.062
6	7 I.Lecuona	5.418
7	47 A.Bassani	8.714
8	97 X.Vierge	10.676
9	76 L.Baz	10.752
10	55 A.Locatelli	10.907
11	60 M.van der Mark	12.459
12	12 X.Fores	14.827
13	31 G.Gerloff	15.417
14	45 S.Redding	17.709
15	5 P.Oettl	19.308
16	3 K.Nozone	20.627
17	36 L.Mercado	22.760
18	44 L.Mahias	22.958
19	50 E.Laverty	25.234
20	52 O.Konig	26.232
21	27 M.Scheib	27.217
22	39 M.Solorza	46.065

Lap 2		
1	1 T.Razgatlioglu	3'17.233
2	65 J.Rea	0.180
3	19 A.Bautista	0.635
4	21 M.Rinaldi	1.493
5	7 I.Lecuona	1.938
6	76 L.Baz	2.357
7	22 A.Lowes	2.490
8	47 A.Bassani	2.971
9	97 X.Vierge	3.459
10	45 S.Redding	4.281
11	12 X.Fores	4.656
12	55 A.Locatelli	4.795
13	60 M.van der Mark	5.058
14	44 L.Mahias	6.187
15	31 G.Gerloff	6.309
16	5 P.Oettl	6.319
17	36 L.Mercado	6.687
18	50 E.Laverty	7.099
19	3 K.Nozone	7.213
20	27 M.Scheib	7.641
21	52 O.Konig	8.562
22	39 M.Solorza	11.020

Lap 5		
1	65 J.Rea	8'09.423
2	1 T.Razgatlioglu	0.376
3	19 A.Bautista	1.259
4	21 M.Rinaldi	3.296
5	7 I.Lecuona	3.493
6	22 A.Lowes	3.643
7	76 L.Baz	6.169
8	47 A.Bassani	6.452
9	97 X.Vierge	6.936
10	55 A.Locatelli	8.209
11	45 S.Redding	9.486
12	12 X.Fores	9.851
13	60 M.van der Mark	9.998
14	5 P.Oettl	10.813
15	44 L.Mahias	11.366
16	31 G.Gerloff	11.488
17	36 L.Mercado	12.769
18	3 K.Nozone	13.020
19	50 E.Laverty	14.716
20	27 M.Scheib	15.481
21	52 O.Konig	16.082
22	39 M.Solorza	23.993

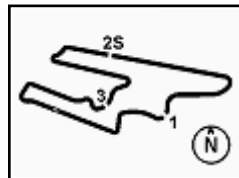
Lap 8		
1	1 T.Razgatlioglu	13'03.025
2	19 A.Bautista	0.243
3	65 J.Rea	1.682
4	21 M.Rinaldi	4.001
5	7 I.Lecuona	4.716
6	22 A.Lowes	4.839
7	47 A.Bassani	7.701
8	97 X.Vierge	9.129
9	76 L.Baz	9.284
10	55 A.Locatelli	10.108
11	60 M.van der Mark	11.807
12	12 X.Fores	12.826
13	31 G.Gerloff	15.105
14	5 P.Oettl	15.456
15	45 S.Redding	15.601
16	3 K.Nozone	17.809
17	36 L.Mercado	18.446
18	44 L.Mahias	20.619
19	50 E.Laverty	21.535
20	52 O.Konig	22.700
21	27 M.Scheib	22.999
22	39 M.Solorza	36.650

Lap 3		
1	65 J.Rea	4'54.788
2	1 T.Razgatlioglu	0.129
3	19 A.Bautista	0.655
4	21 M.Rinaldi	1.584
5	7 I.Lecuona	2.276
6	22 A.Lowes	2.578
7	76 L.Baz	3.157
8	47 A.Bassani	3.929
9	97 X.Vierge	4.441
10	55 A.Locatelli	5.918
11	45 S.Redding	6.096
12	12 X.Fores	6.326
13	60 M.van der Mark	6.530
14	5 P.Oettl	7.469
15	44 L.Mahias	7.796
16	31 G.Gerloff	7.969
17	36 L.Mercado	8.712
18	50 E.Laverty	9.393
19	3 K.Nozone	9.462
20	27 M.Scheib	10.326
21	52 O.Konig	10.657
22	39 M.Solorza	14.737

Lap 6		
1	1 T.Razgatlioglu	9'47.505
2	19 A.Bautista	0.585
3	65 J.Rea	2.370
4	21 M.Rinaldi	3.210
5	7 I.Lecuona	3.495
6	22 A.Lowes	3.692
7	47 A.Bassani	6.726
8	76 L.Baz	7.080
9	97 X.Vierge	7.355
10	55 A.Locatelli	8.586
11	60 M.van der Mark	10.362
12	12 X.Fores	10.894
13	31 G.Gerloff	12.119
14	5 P.Oettl	12.293
15	45 S.Redding	12.565
16	36 L.Mercado	14.271
17	3 K.Nozone	14.496
18	44 L.Mahias	16.376
19	50 E.Laverty	16.497
20	27 M.Scheib	17.596
21	52 O.Konig	17.852
22	39 M.Solorza	27.975

Lap 9		
1	19 A.Bautista	14'41.118
2	1 T.Razgatlioglu	0.111
3	65 J.Rea	0.866
4	21 M.Rinaldi	4.005
5	7 I.Lecuona	4.515
6	22 A.Lowes	4.955
7	47 A.Bassani	8.041
8	97 X.Vierge	9.557
9	76 L.Baz	9.722
10	55 A.Locatelli	10.461
11	60 M.van der Mark	11.972
12	12 X.Fores	13.836
13	31 G.Gerloff	15.269
14	45 S.Redding	16.923
15	5 P.Oettl	17.122
16	3 K.Nozone	19.131
17	36 L.Mercado	20.447
18	44 L.Mahias	21.423
19	50 E.Laverty	23.380
20	52 O.Konig	24.465
21	27 M.Scheib	25.158
22	39 M.Solorza	41.036

23/10/2022
 These data/results cannot be reproduced, stored and/or transmitted in whole or in part by any manner of electronic, mechanical, photocopying, recording, broadcasting or otherwise now known or herein after developed without the previous express consent by the copyright owner, except for reproduction in daily press and regular printed publications on sale to the public within 60 days of the event related to those data/results and always provided that copyright symbol appears together as follows below.
 © DORNA WSBK ORGANIZATION Srl 2022



Race Pace Comparison

	1 Raz	19 Bau	65 Rea	21 Rin	22 Low	7 Lec	47 Bas	97 Vie	76 Baz	55 Loc	60 vdM	12 For	31 Ger	45 Red
1	1'39.930	1'40.446	1'40.074	1'41.054	1'42.282	1'41.304	1'41.786	1'42.600	1'41.473	1'43.166	1'43.570	1'42.988	1'43.928	1'42.757
2	1'37.303	1'37.422	1'37.339	1'37.672	1'37.441	1'37.867	1'38.418	1'38.092	1'38.117	1'38.862	1'38.721	1'38.901	1'39.614	1'38.757
3	1'37.684	1'37.575	1'37.375	1'37.646	1'37.643	1'37.893	1'38.513	1'38.537	1'38.355	1'38.678	1'39.027	1'39.225	1'39.215	1'39.370
4	1'37.345	1'37.596	1'37.291	1'38.226	1'37.918	1'37.926	1'38.648	1'38.553	1'38.846	1'38.614	1'39.171	1'39.207	1'39.168	1'39.222
5	1'37.537	1'37.643	1'37.344	1'38.121	1'37.782	1'37.926	1'38.510	1'38.577	1'38.801	1'38.312	1'38.932	1'38.953	1'38.986	1'38.803
6	1'37.706	1'37.408	1'40.452	1'37.996	1'38.131	1'38.084	1'38.356	1'38.501	1'38.993	1'38.459	1'38.446	1'39.125	1'38.713	1'41.161
7	1'37.746	1'37.472	1'37.375	1'38.059	1'38.164	1'38.197	1'38.282	1'38.952	1'39.312	1'38.495	1'38.461	1'38.835	1'39.375	1'39.292
8	1'37.774	1'37.706	1'37.457	1'38.252	1'38.503	1'38.544	1'38.213	1'38.342	1'38.412	1'38.547	1'38.504	1'38.617	1'39.131	1'39.264
9	1'38.204	1'37.850	1'37.277	1'38.097	1'38.209	1'37.892	1'38.433	1'38.521	1'38.531	1'38.446	1'38.258	1'39.103	1'38.257	1'39.415
10	1'38.037	1'38.761	1'38.138	1'38.500	1'38.255	1'39.051	1'38.821	1'39.267	1'39.178	1'38.594	1'38.635	1'39.139	1'38.296	1'38.934

	5 Det	3 Noz	36 Mer	44 Mah	50 Lav	52 Kon	27 Sch	39 Sol
1	1'44.779	1'45.076	1'44.186	1'43.460	1'44.689	1'45.705	1'45.320	1'46.679
2	1'38.773	1'39.370	1'39.734	1'39.960	1'39.643	1'40.090	1'39.554	1'41.574
3	1'38.705	1'39.804	1'39.580	1'39.164	1'39.849	1'39.650	1'40.240	1'41.272
4	1'39.058	1'39.365	1'39.155	1'39.126	1'40.244	1'39.719	1'39.831	1'41.936
5	1'38.921	1'38.828	1'39.537	1'39.079	1'39.714	1'40.341	1'39.959	1'41.955
6	1'39.562	1'39.558	1'39.584	1'43.092	1'39.863	1'39.852	1'40.197	1'42.064
7	1'39.034	1'39.823	1'40.252	1'40.179	1'39.958	1'40.382	1'40.488	1'41.909
8	1'39.649	1'39.010	1'39.443	1'39.584	1'40.600	1'39.986	1'40.435	1'42.286
9	1'39.759	1'39.415	1'40.094	1'38.897	1'39.938	1'39.858	1'40.252	1'42.479
10	1'40.334	1'39.644	1'40.461	1'39.683	1'40.002	1'39.915	1'40.207	1'43.177

Motul Argentinean Round, 21-23 October 2022

Best Sectors & Speed Tissot Superpole Race

San Juan Villicum Circuit 4.276 m

RESULTS				
1	1	T. RAZGATLIOGLU	Yamaha YZF R1	Laps 10
2	19	A. BAUTISTA	Ducati Panigale V4R	0.613
3	65	J. REA	Kawasaki ZX-10RR	0.856
4	21	M. RINALDI	Ducati Panigale V4R	4.357
5	22	A. LOWES	Kawasaki ZX-10RR	5.062
6	7	I. LECUONA	Honda CBR1000 RR-R	5.418
7	47	A. BASSANI	Ducati Panigale V4R	8.714
8	97	X. VIERGE	Honda CBR1000 RR-R	10.676
9	76	L. BAZ	BMW M1000RR	10.752
10	55	A. LOCATELLI	Yamaha YZF R1	10.907
11	60	M. VAN DER MARK	BMW M1000RR	12.459
12	12	X. FORES	Ducati Panigale V4R	14.827
13	31	G. GERLOFF	Yamaha YZF R1	15.417
14	45	S. REDDING	BMW M1000RR	17.709
15	5	P. DETTL	Ducati Panigale V4R	19.308
16	3	K. NOZANE	Yamaha YZF R1	20.627
17	36	L. MERCADO	Honda CBR1000 RR-R	22.760
18	44	L. MAHIAS	Kawasaki ZX-10RR	22.958
19	50	E. LAVERTY	BMW M1000RR	25.234
20	52	O. KONIG	Kawasaki ZX-10RR	26.232
21	27	M. SCHEIB	Honda CBR1000 RR-R	27.217
22	39	M. SOLORZA	Kawasaki ZX-10RR	46.065

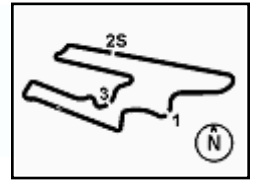
SPEED				
1	97	X. VIERGE	Honda CBR1000 RR-R	319,5
2	21	M. RINALDI	Ducati Panigale V4R	315,8
3	19	A. BAUTISTA	Ducati Panigale V4R	315,8
4	7	I. LECUONA	Honda CBR1000 RR-R	313,0
5	47	A. BASSANI	Ducati Panigale V4R	313,0
6	5	P. DETTL	Ducati Panigale V4R	313,0
7	1	T. RAZGATLIOGLU	Yamaha YZF R1	312,1
8	36	L. MERCADO	Honda CBR1000 RR-R	312,1
9	76	L. BAZ	BMW M1000RR	312,1
10	22	A. LOWES	Kawasaki ZX-10RR	311,2
11	27	M. SCHEIB	Honda CBR1000 RR-R	310,3
12	52	O. KONIG	Kawasaki ZX-10RR	310,3
13	65	J. REA	Kawasaki ZX-10RR	310,3
14	60	M. VAN DER MARK	BMW M1000RR	310,3
15	12	X. FORES	Ducati Panigale V4R	310,3
16	45	S. REDDING	BMW M1000RR	310,3
17	55	A. LOCATELLI	Yamaha YZF R1	308,6
18	50	E. LAVERTY	BMW M1000RR	306,8
19	31	G. GERLOFF	Yamaha YZF R1	305,1
20	44	L. MAHIAS	Kawasaki ZX-10RR	303,4
21	3	K. NOZANE	Yamaha YZF R1	302,5
22	39	M. SOLORZA	Kawasaki ZX-10RR	293,5

SEG. 1			SEG. 2			SEG. 3			SEG. 4						
1	65	J. REA	21.191	1	19	A. BAUTISTA	24.809	1	65	J. REA	24.963	1	1	T. RAZGATLIOGLU	25.730
2	1	T. RAZGATLIOGLU	21.264	2	21	M. RINALDI	24.908	2	1	T. RAZGATLIOGLU	25.059	2	65	J. REA	25.738
3	7	I. LECUONA	21.331	3	97	X. VIERGE	24.963	3	19	A. BAUTISTA	25.230	3	22	A. LOWES	25.830
4	22	A. LOWES	21.346	4	22	A. LOWES	24.994	4	7	I. LECUONA	25.243	4	19	A. BAUTISTA	25.836
5	19	A. BAUTISTA	21.350	5	7	I. LECUONA	25.009	5	22	A. LOWES	25.271	5	21	M. RINALDI	25.857
6	21	M. RINALDI	21.406	6	5	P. DETTL	25.057	6	21	M. RINALDI	25.281	6	7	I. LECUONA	25.867
7	55	A. LOCATELLI	21.504	7	47	A. BASSANI	25.061	7	31	G. GERLOFF	25.297	7	60	M. VAN DER MARK	25.886
8	31	G. GERLOFF	21.511	8	12	X. FORES	25.070	8	76	L. BAZ	25.313	8	47	A. BASSANI	25.904
9	47	A. BASSANI	21.535	9	60	M. VAN DER MARK	25.096	9	97	X. VIERGE	25.343	9	31	G. GERLOFF	25.928
10	97	X. VIERGE	21.547	10	65	J. REA	25.114	10	55	A. LOCATELLI	25.355	10	76	L. BAZ	25.944
11	76	L. BAZ	21.560	11	1	T. RAZGATLIOGLU	25.142	11	47	A. BASSANI	25.403	11	5	P. DETTL	26.031
12	60	M. VAN DER MARK	21.606	12	76	L. BAZ	25.155	12	60	M. VAN DER MARK	25.411	12	55	A. LOCATELLI	26.031
13	44	L. MAHIAS	21.624	13	55	A. LOCATELLI	25.281	13	12	X. FORES	25.435	13	44	L. MAHIAS	26.059
14	12	X. FORES	21.647	14	31	G. GERLOFF	25.286	14	3	K. NOZANE	25.471	14	3	K. NOZANE	26.090
15	45	S. REDDING	21.653	15	45	S. REDDING	25.309	15	45	S. REDDING	25.549	15	36	L. MERCADO	26.098
16	3	K. NOZANE	21.663	16	50	E. LAVERTY	25.367	16	44	L. MAHIAS	25.632	16	97	X. VIERGE	26.111
17	5	P. DETTL	21.710	17	44	L. MAHIAS	25.373	17	5	P. DETTL	25.644	17	12	X. FORES	26.122
18	36	L. MERCADO	21.751	18	52	O. KONIG	25.426	18	27	M. SCHEIB	25.682	18	45	S. REDDING	26.161
19	52	O. KONIG	21.779	19	3	K. NOZANE	25.471	19	36	L. MERCADO	25.691	19	27	M. SCHEIB	26.257
20	50	E. LAVERTY	21.808	20	36	L. MERCADO	25.473	20	50	E. LAVERTY	25.875	20	50	E. LAVERTY	26.301
21	27	M. SCHEIB	21.823	21	27	M. SCHEIB	25.685	21	52	O. KONIG	25.877	21	52	O. KONIG	26.304
22	39	M. SOLORZA	21.983	22	39	M. SOLORZA	26.201	22	39	M. SOLORZA	26.087	22	39	M. SOLORZA	26.805

23/10/2022

These data/results cannot be reproduced, stored and/or transmitted in whole or in part by any manner of electronic, mechanical, photocopying, recording, broadcasting or otherwise now known or herein after developed without the previous express consent by the copyright owner, except for reproduction in daily press and regular printed publications on sale to the public within 60 days of the event related to those data/results and always provided that copyright symbol appears together as follows below.

© DORNA WSBK ORGANIZATION Srl 2022



Motul Argentinean Round, 21-23 October 2022

Chronological Analysis Tissot Superpole Race

San Juan Villicum Circuit 4.276 m

Start at 12:00:17.210

1 / 3

1° 1.T. RAZGATLIOGLU (1'37.303)							
Lap	Seg.1	Seg.2	Seg.3	Seg.4	Lap Time	km/h	Local Time
1		25.278	25.151	25.898	1'39.930	303,4	12:01'57.140
2	21.299	25.215	25.059	25.730	1'37.303	306,8	12:03'34.443
3	21.376	25.372	25.199	25.737	1'37.684	312,1	12:05'12.127
4	21.264	25.142	25.135	25.804	1'37.345	307,7	12:06'49.472
5	21.381	25.145	25.267	25.744	1'37.537	308,6	12:08'27.009
6	21.540	25.257	25.117	25.792	1'37.706	305,1	12:10'04.715
7	21.385	25.263	25.186	25.912	1'37.746	305,9	12:11'42.461
8	21.300	25.317	25.210	25.947	1'37.774	306,8	12:13'20.235
9	21.373	25.266	25.506	26.059	1'38.204	301,7	12:14'58.439
10	21.384	25.259	25.623	25.771	1'38.037	308,6	12:16'36.476
Race Time 16'19.266							

9	21.533	25.103	25.509	26.064	1'38.209	300,8	12:15'03.283
10	21.499	25.107	25.532	26.117	1'38.255	295,9	12:16'41.538
Race Time 16'24.328							

2° 19.A. BAUTISTA (1'37.408)							
Lap	Seg.1	Seg.2	Seg.3	Seg.4	Lap Time	km/h	Local Time
1		24.945	25.682	25.836	1'40.446	297,5	12:01'57.656
2	21.378	24.809	25.380	25.855	1'37.422	305,1	12:03'35.078
3	21.390	24.890	25.434	25.861	1'37.575	305,9	12:05'12.653
4	21.353	24.843	25.411	25.989	1'37.596	308,6	12:06'50.249
5	21.350	24.860	25.401	26.032	1'37.643	307,7	12:08'27.892
6	21.443	24.873	25.230	25.862	1'37.408	308,6	12:10'05.300
7	21.391	24.842	25.319	25.920	1'37.472	305,9	12:11'42.772
8	21.372	24.918	25.475	25.941	1'37.706	309,5	12:13'20.478
9	21.437	24.918	25.410	26.085	1'37.850	315,8	12:14'58.328
10	21.681	25.015	26.038	26.027	1'38.761	309,5	12:16'37.089
Race Time 16'19.879							

6° 7.I. LECUONA (1'37.867)							
Lap	Seg.1	Seg.2	Seg.3	Seg.4	Lap Time	km/h	Local Time
1		25.297	25.722	26.103	1'41.304	301,7	12:01'58.514
2	21.461	25.105	25.434	25.867	1'37.867	313,0	12:03'36.381
3	21.374	25.173	25.469	25.877	1'37.893	311,2	12:05'14.274
4	21.454	25.133	25.354	25.985	1'37.926	313,0	12:06'52.200
5	21.331	25.060	25.446	26.089	1'37.926	310,3	12:08'30.126
6	21.451	25.009	25.510	26.114	1'38.084	305,9	12:10'08.210
7	21.618	25.178	25.415	25.986	1'38.197	311,2	12:11'46.407
8	21.559	25.217	25.720	26.048	1'38.544	308,6	12:13'24.951
9	21.447	25.253	25.243	25.949	1'37.892	310,3	12:15'02.843
10	21.591	25.338	25.766	26.356	1'39.051	311,2	12:16'41.894
Race Time 16'24.684							

3° 65.J. REA (1'37.277)							
Lap	Seg.1	Seg.2	Seg.3	Seg.4	Lap Time	km/h	Local Time
1		25.153	25.376	25.803	1'40.074	300,0	12:01'57.284
2	21.306	25.143	25.152	25.738	1'37.339	307,7	12:03'34.623
3	21.301	25.247	25.065	25.762	1'37.375	306,8	12:05'11.998
4	21.191	25.202	25.147	25.751	1'37.291	304,2	12:06'49.289
5	21.229	25.191	25.072	25.852	1'37.344	303,4	12:08'26.633
6	24.189	25.271	25.156	25.836	1'40.452	306,8	12:10'07.085
7	21.241	25.114	25.108	25.912	1'37.375	307,7	12:11'44.460
8	21.473	25.182	24.986	25.816	1'37.457	307,7	12:13'21.917
9	21.285	25.130	24.963	25.899	1'37.277	310,3	12:14'59.194
10	21.351	25.136	25.595	26.056	1'38.138	309,5	12:16'37.332
Race Time 16'20.122							

7° 47.A. BASSANI (1'38.213)								
Lap	Seg.1	Seg.2	Seg.3	Seg.4	Lap Time	km/h	Local Time	
1			25.061	25.935	26.049	1'41.786	300,8	12:01'58.996
2	21.657	25.152	25.695	25.914	1'38.418	313,0	12:03'37.414	
3	21.678	25.241	25.624	25.970	1'38.513	306,8	12:05'15.927	
4	21.563	25.287	25.721	26.077	1'38.648	305,1	12:06'54.575	
5	21.748	25.256	25.585	25.921	1'38.510	303,4	12:08'33.085	
6	21.692	25.140	25.620	25.904	1'38.356	308,6	12:10'11.441	
7	21.594	25.238	25.470	25.980	1'38.282	308,6	12:11'49.723	
8	21.535	25.248	25.403	26.027	1'38.213	308,6	12:13'27.936	
9	21.544	25.334	25.550	26.005	1'38.433	307,7	12:15'06.369	
10	21.710	25.494	25.549	26.068	1'38.821	304,2	12:16'45.190	
Race Time 16'27.980								

4° 21.M. RINALDI (1'37.646)							
Lap	Seg.1	Seg.2	Seg.3	Seg.4	Lap Time	km/h	Local Time
1		25.042	25.554	26.095	1'41.054	313,0	12:01'58.264
2	21.468	25.028	25.319	25.857	1'37.672	315,8	12:03'35.936
3	21.437	24.908	25.443	25.858	1'37.646	313,0	12:05'13.582
4	21.459	25.100	25.570	26.097	1'38.226	314,0	12:06'51.808
5	21.406	25.067	25.654	25.994	1'38.121	310,3	12:08'29.929
6	21.455	24.999	25.482	26.060	1'37.996	306,8	12:10'07.925
7	21.475	25.096	25.442	26.046	1'38.059	309,5	12:11'45.984
8	21.758	25.103	25.281	26.110	1'38.252	312,1	12:13'24.236
9	21.622	25.040	25.480	25.955	1'38.097	310,3	12:15'02.333
10	21.647	25.146	25.602	26.105	1'38.500	310,3	12:16'40.833
Race Time 16'23.623							

8° 97.X. VIERGE (1'38.092)							
Lap	Seg.1	Seg.2	Seg.3	Seg.4	Lap Time	km/h	Local Time
1		25.110	25.933	26.299	1'42.600	295,9	12:01'59.810
2	21.587	25.051	25.343	26.111	1'38.092	315,8	12:03'37.902
3	21.649	25.192	25.583	26.113	1'38.537	312,1	12:05'16.439
4	21.547	25.058	25.746	26.202	1'38.553	309,5	12:06'54.992
5	21.704	24.999	25.684	26.190	1'38.577	303,4	12:08'33.569
6	21.631	25.050	25.667	26.153	1'38.501	305,1	12:10'12.070
7	21.791	24.963	25.844	26.354	1'38.952	319,5	12:11'51.022
8	21.592	25.162	25.401	26.187	1'38.342	316,7	12:13'29.364
9	21.622	25.107	25.575	26.217	1'38.521	317,6	12:15'07.885
10	21.786	25.375	25.716	26.390	1'39.267	311,2	12:16'47.152
Race Time 16'29.942							

5° 22.A. LOWES (1'37.441)							
Lap	Seg.1	Seg.2	Seg.3	Seg.4	Lap Time	km/h	Local Time
1		25.137	25.684	26.389	1'42.282	302,5	12:01'59.492
2	21.346	24.994	25.271	25.830	1'37.441	307,7	12:03'36.933
3	21.389	25.038	25.382	25.834	1'37.643	311,2	12:05'14.576
4	21.422	25.148	25.367	25.981	1'37.918	297,5	12:06'52.494
5	21.376	25.090	25.310	26.006	1'37.782	306,8	12:08'30.276
6	21.574	25.068	25.420	26.069	1'38.131	304,2	12:10'08.407
7	21.635	25.042	25.568	25.919	1'38.164	299,2	12:11'46.571
8	21.640	25.023	25.783	26.057	1'38.503	301,7	12:13'25.074

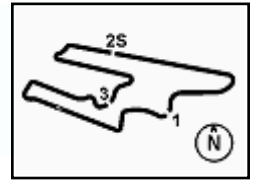
9° 76.L. BAZ (1'38.117)							
Lap	Seg.1	Seg.2	Seg.3	Seg.4	Lap Time	km/h	Local Time
1		25.180	25.663	26.072	1'41.473	300,8	12:01'58.683
2	21.560	25.155	25.378	26.024	1'38.117	308,6	12:03'36.800
3	21.782	25.179	25.450	25.944	1'38.355	307,7	12:05'15.155
4	21.656	25.330	25.708	26.152	1'38.846	305,1	12:06'54.001
5	21.603	25.374	25.638	26.186	1'38.801	306,8	12:08'32.802
6	21.708	25.428	25.795	26.062	1'38.993	298,3	12:10'11.795
7	21.761	25.206	25.983	26.362	1'39.312	312,1	12:11'51.107
8	21.833	25.207	25.313	26.059	1'38.412	312,1	12:13'29.519
9	21.636	25.298	25.551	26.046	1'38.531	311,2	12:15'08.050
10	21.756	25.434	25.631	26.357	1'39.178	309,5	12:16'47.228
Race Time 16'30.018							

23/10/2022 P = Pits In/Out - C = Lap Time Cancelled

10° 55.A. LOCATELLI (1'38.312)							
Lap	Seg.1	Seg.2	Seg.3	Seg.4	Lap Time	km/h	Local Time
1		25.374	25.917	26.350	1'43.166	291,1	12:02'00.376
2	21.824	25.304	25.594	26.140	1'38.862	304,2	12:03'39.238
3	21.520	25.281	25.670	26.207	1'38.678	301,7	12:05'17.916
4	21.558	25.326	25.545	26.185	1'38.614	305,1	12:06'56.530
5	21.504	25.321	25.397	26.090	1'38.312	306,8	12:08'34.842

These data/results cannot be reproduced, stored and/or transmitted in whole or in part by any manner of electronic, mechanical, photocopying, recording, broadcasting or otherwise now known or herein after developed without the previous express consent by the copyright owner, except for reproduction in daily press and regular printed publications on sale to the public within 60 days of the event related to those data/results and always provided that copyright symbol appears together as follows below.

© DORNA WSBK ORGANIZATION Srl 2022



Motul Argentinean Round, 21-23 October 2022

Chronological Analysis Tissot Superpole Race

San Juan Villicum Circuit 4.276 m

Start at 12:00:17.210

2 / 3

Pos	Time	Gap	Time	Gap	Time	Gap	Time	Gap	Time	Gap	Time	Gap	Time	Gap	
6	21.660	25.308	25.355	26.136	1'38.459	306,8	12:10'13.301	3	21.728	25.057	25.698	26.222	1'38.705	313,0	12:05'19.467
7	21.548	25.345	25.521	26.081	1'38.495	308,6	12:11'51.796	4	21.710	25.400	25.868	26.080	1'39.058	303,4	12:06'58.525
8	21.639	25.355	25.389	26.164	1'38.547	305,9	12:13'30.343	5	21.842	25.268	25.780	26.031	1'38.921	300,0	12:08'37.446
9	21.630	25.325	25.460	26.031	1'38.446	308,6	12:15'08.789	6	21.829	25.260	26.046	26.427	1'39.562	288,0	12:10'17.008
10	21.555	25.377	25.577	26.085	1'38.594	300,8	12:16'47.383	7	21.938	25.198	25.644	26.254	1'39.034	311,2	12:11'56.042

Race Time 16'30.173

11° 60 M. VAN DER MARK (1'38.258)							
Lap	Seg1	Seg2	Seg3	Seg4	Lap Time	km/h	Local Time
1		25.418	26.184	26.139	1'43.570	290,3	12:02'00.780
2	22.050	25.169	25.616	25.886	1'38.721	299,2	12:03'39.501
3	21.665	25.183	25.916	26.263	1'39.027	293,5	12:05'18.528
4	21.908	25.175	25.849	26.239	1'39.171	295,9	12:06'57.699
5	21.884	25.096	25.749	26.203	1'38.932	298,3	12:08'36.631
6	21.713	25.277	25.411	26.045	1'38.446	307,7	12:10'15.077
7	21.666	25.233	25.545	26.017	1'38.461	309,5	12:11'53.538
8	21.606	25.334	25.481	26.083	1'38.504	309,5	12:13'32.042
9	21.665	25.171	25.488	25.934	1'38.258	310,3	12:15'10.300
10	21.747	25.292	25.570	26.026	1'38.635	305,1	12:16'48.935

Race Time 16'31.725

12° 12 X. FORES (1'38.617)							
Lap	Seg1	Seg2	Seg3	Seg4	Lap Time	km/h	Local Time
1		25.273	26.012	26.312	1'42.988	292,7	12:02'00.198
2	21.835	25.070	25.817	26.179	1'38.901	300,0	12:03'39.099
3	21.882	25.265	25.830	26.248	1'39.225	305,9	12:05'18.324
4	21.980	25.210	25.785	26.232	1'39.207	302,5	12:06'57.531
5	21.834	25.217	25.742	26.160	1'38.953	304,2	12:08'36.484
6	21.700	25.499	25.804	26.122	1'39.125	294,3	12:10'15.609
7	21.647	25.353	25.507	26.328	1'38.835	308,6	12:11'54.444
8	21.657	25.273	25.435	26.252	1'38.617	307,7	12:13'33.061
9	21.853	25.246	25.850	26.154	1'39.103	310,3	12:15'12.164
10	21.789	25.415	25.643	26.292	1'39.139	300,8	12:16'51.303

Race Time 16'34.093

13° 31 G. GERLOFF (1'38.257)							
Lap	Seg1	Seg2	Seg3	Seg4	Lap Time	km/h	Local Time
1		25.597	26.002	26.372	1'43.928	286,5	12:02'01.138
2	22.068	25.310	25.727	26.509	1'39.614	301,7	12:03'40.752
3	21.896	25.286	25.716	26.317	1'39.215	301,7	12:05'19.967
4	21.885	25.381	25.816	26.086	1'39.168	296,7	12:06'59.135
5	21.777	25.380	25.669	26.160	1'38.986	299,2	12:08'38.121
6	21.686	25.295	25.568	26.164	1'38.713	300,8	12:10'16.834
7	21.961	25.359	25.747	26.308	1'39.375	304,2	12:11'56.209
8	21.686	25.426	25.925	26.094	1'39.131	296,7	12:13'35.340
9	21.511	25.400	25.297	26.049	1'38.257	305,1	12:15'13.597
10	21.512	25.559	25.297	25.928	1'38.296	304,2	12:16'51.893

Race Time 16'34.683

14° 45 S. REDDING (1'38.757)							
Lap	Seg1	Seg2	Seg3	Seg4	Lap Time	km/h	Local Time
1		25.400	26.088	26.374	1'42.757	293,5	12:01'59.967
2	21.696	25.309	25.581	26.171	1'38.757	310,3	12:03'38.724
3	21.767	25.358	25.767	26.478	1'39.370	308,6	12:05'18.094
4	21.784	25.445	25.607	26.386	1'39.222	303,4	12:06'57.316
5	21.653	25.339	25.650	26.161	1'38.803	305,9	12:08'36.119
6	22.878	25.440	25.779	27.064	1'41.161	307,7	12:10'17.280
7	21.920	25.466	25.722	26.184	1'39.292	305,9	12:11'56.572
8	21.772	25.484	25.726	26.282	1'39.264	299,2	12:13'35.836
9	21.869	25.339	25.823	26.384	1'39.415	289,5	12:15'15.251
10	21.727	25.467	25.549	26.191	1'38.934	303,4	12:16'54.185

Race Time 16'36.975

15° 5 P. OETTL (1'38.705)							
Lap	Seg1	Seg2	Seg3	Seg4	Lap Time	km/h	Local Time
1		25.463	26.779	26.249	1'44.779	294,3	12:02'01.989
2	21.731	25.150	25.736	26.156	1'38.773	306,8	12:03'40.762

16° 3 K. NOZANE (1'38.828)							
Lap	Seg1	Seg2	Seg3	Seg4	Lap Time	km/h	Local Time
1		25.963	26.505	26.483	1'45.076	271,4	12:02'02.286
2	21.835	25.471	25.794	26.270	1'39.370	292,7	12:03'41.656
3	21.862	25.680	25.777	26.485	1'39.804	297,5	12:05'21.460
4	21.929	25.636	25.665	26.135	1'39.365	295,9	12:07'00.825
5	21.663	25.526	25.549	26.090	1'38.828	301,7	12:08'39.653
6	21.809	25.615	25.782	26.352	1'39.558	287,2	12:10'19.211
7	21.821	25.652	25.945	26.405	1'39.823	300,8	12:11'59.034
8	21.730	25.552	25.471	26.257	1'39.010	302,5	12:13'38.044
9	21.841	25.582	25.719	26.273	1'39.415	298,3	12:15'17.459
10	21.752	25.649	25.862	26.381	1'39.644	298,3	12:16'57.103

Race Time 16'39.893

17° 36 L. MERCADO (1'39.155)							
Lap	Seg1	Seg2	Seg3	Seg4	Lap Time	km/h	Local Time
1			26.011	26.391	1'44.186	291,1	12:02'01.396
2	21.994	25.515	26.051	26.174	1'39.734	298,3	12:03'41.130
3	21.889	25.473	25.998	26.220	1'39.580	302,5	12:05'20.710
4	21.751	25.498	25.808	26.098	1'39.155	308,6	12:06'59.865
5	21.843	25.623	25.775	26.296	1'39.537	312,1	12:08'39.402
6	21.912	25.569	25.810	26.293	1'39.584	302,5	12:10'18.986
7	21.860	25.853	26.050	26.489	1'40.252	297,5	12:11'59.238
8	21.825	25.580	25.691	26.347	1'39.443	303,4	12:13'38.681
9	21.889	25.714	26.153	26.338	1'40.094	299,2	12:15'18.775
10	21.970	25.914	26.196	26.381	1'40.461	303,4	12:16'59.236

Race Time 16'42.026

18° 44 L. MAHIAS (1'38.897)							
Lap	Seg1	Seg2	Seg3	Seg4	Lap Time	km/h	Local Time
1		25.589	25.946	26.220	1'43.460	292,7	12:02'00.670
2	22.427	25.398	25.648	26.487	1'39.960	301,7	12:03'40.630
3	21.624	25.378	25.924	26.238	1'39.164	297,5	12:05'19.794
4	21.844	25.530	25.688	26.064	1'39.126	303,4	12:06'58.920
5	21.808	25.408	25.741	26.122	1'39.079	300,8	12:08'37.999
6	22.118	25.373	25.810	29.791	1'43.092	298,3	12:10'21.091
7	22.473	25.576	25.738	26.392	1'40.179	297,5	12:12'01.270
8	21.944	25.569	25.909	26.162	1'39.584	293,5	12:13'40.854
9	21.698	25.508	25.632	26.059	1'38.897	303,4	12:15'19.751
10	22.085	25.610	25.722	26.266	1'39.683	297,5	12:16'59.434

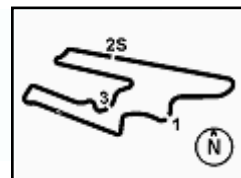
Race Time 16'42.224

19° 50 E. LAVERTY (1'39.643)							
Lap	Seg1	Seg2	Seg3	Seg4	Lap Time	km/h	Local Time
1		25.586	26.524	26.320	1'44.689	288,0	12:02'01.899
2	22.100	25.367	25.875	26.301	1'39.643	298,3	12:03'41.542
3	21.808	25.493	25.992	26.556	1'39.849	304,2	12:05'21.391
4	21.858	25.854	26.148	26.384	1'40.244	288,8	12:07'01.635
5	21.936	25.422	25.877	26.479	1'39.714	306,8	12:08'41.349
6	21.857	25.532	26.014	26.460	1'39.863	301,7	12:10'21.212
7	22.047	25.479	25.937	26.495	1'39.958	302,5	12:12'01.170
8	21.886	25.550	26.554	26.610	1'40.600	304,2	12:13'41.770
9	22.008	25.475	25.964	26.491	1'39.938	300,8	12:15'21.708
10	22.018	25.540	25.942	26.502	1'40.002	301,7	12:17'01.710

Race Time 16'44.500

23/10/2022

P = Pits In/Out - C = Lap Time Cancelled



Motul Argentinean Round, 21-23 October 2022

Chronological Analysis Tissot Superpole Race

Start at 12:00:17.210

20° 52 D. KONIG [1'39.650]							
Lap	Seg.1	Seg.2	Seg.3	Seg.4	Lap Time	km/h	Local Time
1		25.925	26.365	26.832	1'45.705	281,3	12:02'02.915
2	21.953	25.426	26.317	26.394	1'40.090	305,9	12:03'43.005
3	21.779	25.594	25.973	26.304	1'39.650	289,5	12:05'22.655
4	21.879	25.534	25.895	26.411	1'39.719	285,7	12:07'02.374
5	22.241	25.543	26.210	26.347	1'40.341	296,7	12:08'42.715
6	21.966	25.587	25.975	26.324	1'39.852	302,5	12:10'22.567
7	21.828	25.518	26.382	26.654	1'40.382	304,2	12:12'02.949
8	22.068	25.471	25.975	26.472	1'39.986	310,3	12:13'42.935
9	21.825	25.653	25.934	26.446	1'39.858	304,2	12:15'22.793
10	21.880	25.710	25.877	26.448	1'39.915	300,8	12:17'02.708

Race Time 16'45.498

21° 27 M. SCHEIB [1'39.554]							
Lap	Seg.1	Seg.2	Seg.3	Seg.4	Lap Time	km/h	Local Time
1		25.826	26.426	26.622	1'45.320	273,4	12:02'02.530
2	21.902	25.702	25.682	26.268	1'39.554	310,3	12:03'42.084
3	22.291	25.794	25.898	26.257	1'40.240	300,0	12:05'22.324
4	21.851	25.736	25.842	26.402	1'39.831	305,9	12:07'02.155
5	21.960	25.755	25.887	26.357	1'39.959	304,2	12:08'42.114
6	21.960	25.758	26.041	26.438	1'40.197	304,2	12:10'22.311
7	21.839	25.726	26.286	26.637	1'40.488	306,8	12:12'02.799
8	21.824	25.821	26.254	26.536	1'40.435	306,8	12:13'43.234
9	21.945	25.685	26.067	26.555	1'40.252	304,2	12:15'23.486
10	21.823	25.894	25.938	26.552	1'40.207	303,4	12:17'03.693

Race Time 16'46.483

22° 39 M. SOLORZA [1'41.272]							
Lap	Seg.1	Seg.2	Seg.3	Seg.4	Lap Time	km/h	Local Time
1		26.456	26.344	27.031	1'46.679	286,5	12:02'03.889
2	22.415	26.267	26.087	26.805	1'41.574	291,9	12:03'45.463
3	21.983	26.201	26.136	26.952	1'41.272	293,5	12:05'26.735
4	22.336	26.307	26.212	27.081	1'41.936	289,5	12:07'08.671
5	22.331	26.267	26.179	27.178	1'41.955	287,2	12:08'50.626
6	22.311	26.327	26.317	27.109	1'42.064	289,5	12:10'32.690
7	22.328	26.320	26.200	27.061	1'41.909	286,5	12:12'14.599
8	22.238	26.439	26.350	27.259	1'42.286	289,5	12:13'56.885
9	22.343	26.572	26.408	27.156	1'42.479	288,8	12:15'39.364
10	22.532	26.630	26.595	27.420	1'43.177	285,7	12:17'22.541

Race Time 17'05.331

23/10/2022 P = Pits In/Out - C = Lap Time Cancelled

These data/results cannot be reproduced, stored and/or transmitted in whole or in part by any manner of electronic, mechanical, photocopying, recording, broadcasting or otherwise now known or herein after developed without the previous express consent by the copyright owner, except for reproduction in daily press and regular printed publications on sale to the public within 60 days of the event related to those data/results and always provided that copyright symbol appears together as follows below.

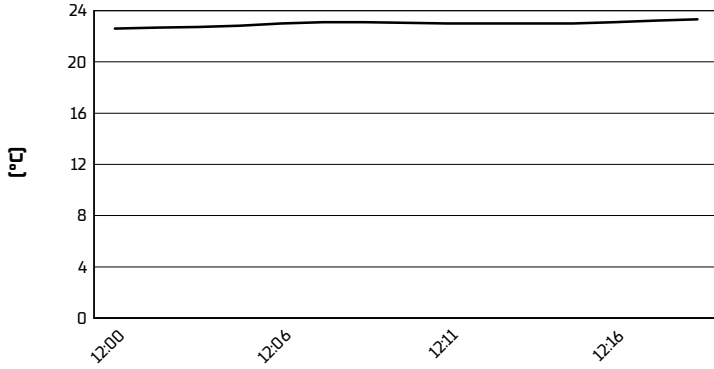
© DORNA WSBK ORGANIZATION Srl 2022

Motul Argentinean Round, 21-23 October 2022

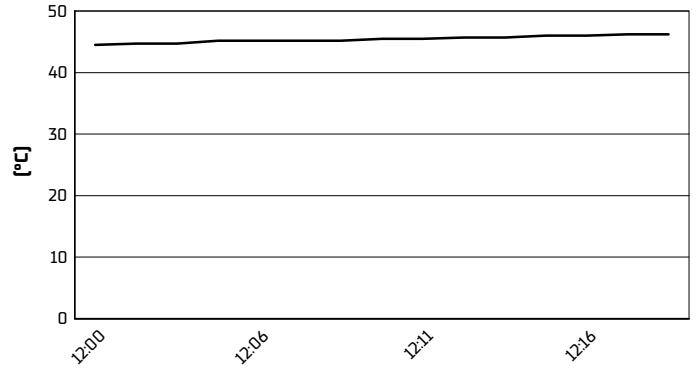
Weather Report Tissot Superpole Race

Session started 12:00 - Session ended 12:19


Air Temperature



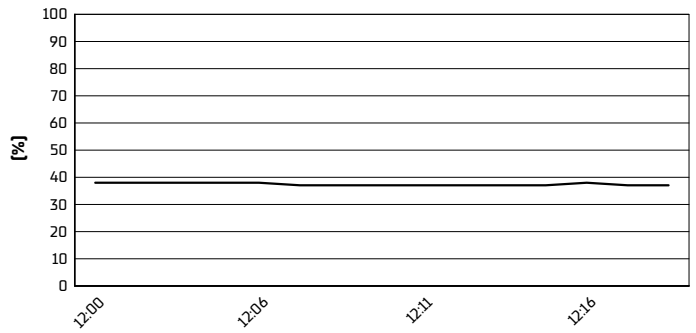
Track Temperature



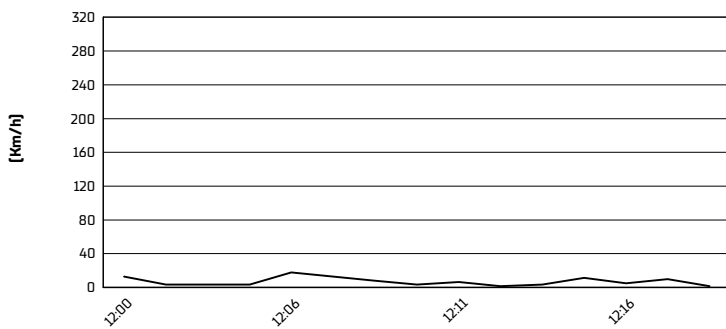
Air Pressure



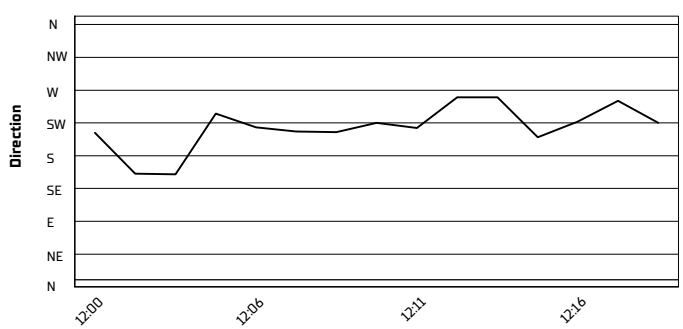
Humidity



Wind Speed



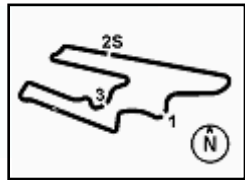
Wind Direction



23/10/2022

These data/results cannot be reproduced, stored and/or transmitted in whole or in part by any manner of electronic, mechanical, photocopying, recording, broadcasting or otherwise now known or herein after developed without the previous express consent by the copyright owner, except for reproduction in daily press and regular printed publications on sale to the public within 60 days of the event related to those data/results and always provided that copyright symbol appears together as follows below.

© DORNA WSBK ORGANIZATION Srl 2022



Motul Argentinean Round, 21-23 October 2022

Manufacturers Standings

San Juan Villicum Circuit 4.276 m

	Points	Points From First	Points From Previous	April 10		April 24		May 22		June 12		July 17		July 31		September 11		September 25		October 9		October 23		November 13		November 20	
				ARAGON	ASSEN	ESTORIL	MISANO	DONINGTON	MOST	MAGNY-COURS	BARCELONA	PORTIMAO	VILLICUM	MANDALIKA	PHILLIP ISLAND												
1 DUCATI	513			20 25 12 7	20 25 7 9	25 20 7 7	25 25 9 9	11 20 6 7	25 20 7 7	25 20 9 9	25 25 12 12	20 25 9 7	25 25 12 12	20 25 9 7	25 25 12 12	20 25 9 7	25 25 12 12	20 25 9 7	25 25 12 12	20 25 9 7	25 25 12 12						
2 YAMAHA	453	60		16 16 7 7	16 20 9 9	20 16 9 9	10 20 12 12	25 25 12 12	20 25 12 12	11 25 12 12	16 16 6 6	25 20 12 12	8 12														
3 KAWASAKI	421	92	32	25 20 9 9	25 13 12 12	16 25 12 12	20 13 7 7	20 16 9 9	13 16 9 9	13 13 7 7	20 13 9 9	16 16 7 7	20 7														
4 BMW	211	302	210	8 9	10 11 4 4	8 5 3 3	6 7	13 11 7 7	16 13 2 2	20 10 5 5	6 7 2 2	7 9 2 2	9 1														
5 HONDA	211	302	0	10 8 2 2	11 16 5 5	11 10 6 6	9 11 6 6	8 6 3 3	8 9 3 3	7 6	10 10 3 3	8 8	13 4														

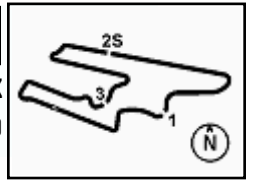
23/10/2022 First Line: Race 1 & 2 - Second Line: Tissot Superpole Race

These data/results cannot be reproduced, stored and/or transmitted in whole or in part by any manner of electronic, mechanical, photocopying, recording, broadcasting or otherwise now known or herein after developed without the previous express consent by the copyright owner, except for reproduction in daily press and regular printed publications on sale to the public within 60 days of the event related to those data/results and always provided that copyright symbol appears together as follows below.

© DORNA WSBK ORGANIZATION Srl 2022

FICR PERUGIA TIMING





Motul Argentinean Round, 21-23 October 2022

Tissot Superpole Award

Points	Points From First	Points From Previous	Races																
			April 10 ARAGON	April 24 ASSEN	May 22 ESTORIL	June 12 MISANO	July 17 DONINGTON	July 31 MOST	September 11 MAGNY-COURS	September 25 BARCELONA	October 9 PORTIMAO	October 23 VILLICUM	November 13 MANDALIKA	November 20 PHILLIP ISLAND					
1	RAZGATLIOGLU Toprak (TUR)	193	12 7	12 9	9 9	9 12	7 12	9 12	9 12	2 6	9 12	12 12							
2	REA Jonathan (GBR)	185	8	7 9	7 12	12 12	7 7	12 9	12 9	12 7	7 9	12 7	9 7						
3	BAUTISTA Alvaro (ESP)	155	38 30	9 12	5 7	7 7	12 9	5 6	6 7	6 9	5 12	6 9	7 9						
4	LOWES Alex (GBR)	96	97 59	5 4	9	2 4	6 2	9 5	5	4 6	9 7	7 6	1 5						
5	RINALDI Michael Ruben (ITA)	71	122 25	6 6	2	4 2	5	4 4	7 6	3 3	5	1 5	2 6						
6	LOCATELLI Andrea (ITA)	62	131 9	4 5	6 6	5 5	4 4	1 2	2 4		6	5 3							
7	LECUONA Iker (ESP)	59	134 3	3 2	2 5	3 6	2 5	3 3	3		12	6 4							
8	REDDING Scott (GBR)	49	144 10			6 3	1	6 7	3 2	7 5	2	2	5						
9	BASSANI Axel (ITA)	38	155 11	1 3	1 1		3		1 5	2 4	3	4 4	3 3						
10	GERLOFF Garrett (USA)	26	167 12		4 3		1	2	4 1	5 2	4								
11	BAZ Loris (FRA)	20	173 6		3 4			1		1 1	1	3 1	4 1						
12	VIERGE Xavi (ESP)	16	177 4	1			3 6				1 3		2						
13	DETTL Philipp (GER)	4	189 12								4								
14	VAN DER MARK Michael (NED)	2	191 2									2							
15	MYKHALCHYK Illia (UKR)	2	191 0	2															
16	LAVERTY Eugene (IRL)	1	192 1			1													
17	FORES Xavi (ESP)	1	192 0			1													

23/10/2022 Odd points columns: Tissot Superpole Even points columns: Tissot Superpole Race

These data/results cannot be reproduced, stored and/or transmitted in whole or in part by any manner of electronic, mechanical, photocopying, recording, broadcasting or otherwise now known or herein after developed without the previous express consent by the copyright owner, except for reproduction in daily press and regular printed publications on sale to the public within 60 days of the event related to those data/results and always provided that copyright symbol appears together as follows below.

© DORNA WSBK ORGANIZATION Srl 2022