

Motul Argentinean Round, 21-23 October 2022

Chronological Analysis Free Practice 1st Session

San Juan Villicum Circuit 4.276 m

1 / 4

1° 1 T. RAZGATLIOGLU [1'37.511]

Lap	Seg1	Seg2	Seg3	Seg4	Lap Time	km/h	Local Time
1		26.745	27.244	26.968		282.7	10:32'53.096
2	21.918	25.577	26.070	26.376	1'39.941	302.5	10:34'33.037
3	21.546	25.350	25.386	26.122	1'38.404	306.8	10:36'11.441
4	21.532	25.358	25.269	25.997	1'38.156	305.9	10:37'49.597
5	21.480	25.203	25.334	25.992	1'38.009	309.5	10:39'27.606
6	21.627	25.400	26.154	26.038	1'39.219	300.8	10:41'06.825
7	21.466	25.149	25.556	26.224	1'38.395	306.8	10:42'45.220
8	21.453	25.345	26.517	39.095	1'52.410P	305.1	10:44'37.630
9	10'42.160	27.585	25.640	26.172	12'01.557P	290.3	10:56'39.187
10	21.734	25.515	25.914	26.071	1'39.234	304.2	10:58'18.421
11	21.373	25.293	25.263	25.950	1'37.879	307.7	10:59'56.300
12	21.303	25.345	25.267	26.130	1'38.045	305.9	11:01'34.345
13	21.413	25.369	25.317	26.007	1'38.106	305.9	11:03'12.451
14	21.931	26.382	25.605	39.229	1'53.147P	298.3	11:05'05.598
15	5'24.572	26.083	25.684	26.268	6'42.607P	300.0	11:11'48.205
16	21.308	25.244	25.130	25.858	1'37.540	303.4	11:13'25.745
17	21.382	25.261	25.113	25.755	1'37.511	305.9	11:15'03.256

18 **21.403** 25.229 **25.423** 26.071 1'38.126 305.9 11:15'04.694

4° 19 A. BAUTISTA [1'38.153]

Lap	Seg1	Seg2	Seg3	Seg4	Lap Time	km/h	Local Time
1		26.675	27.878	27.757		275.5	10:32'11.567
2	23.218	26.089	26.513	27.192	1'43.012	276.9	10:33'54.579
3	22.145	25.453	26.081	26.686	1'40.365	296.7	10:35'34.944
4	21.887	25.159	25.781	26.599	1'39.426	304.2	10:37'14.370
5	21.853	25.223	25.538	26.631	1'39.245	302.5	10:38'53.615
6	21.844	25.543	25.850	26.503	1'39.740	300.8	10:40'33.355
7	21.790	25.155	25.717	26.380	1'39.042	309.5	10:42'12.397
8	21.643	25.323	25.719	26.451	1'39.136	305.9	10:43'51.533
9	21.795	25.310	25.595	26.404	1'39.104	307.7	10:45'30.637
10	21.766	25.245	25.609	26.445	1'39.065	304.2	10:47'09.702
11	21.615	25.214	25.480	26.256	1'38.565	307.7	10:48'48.267
12	22.215	26.411	26.734	40.340	1'55.700P	295.9	10:50'43.967
13	9'44.361	25.759	25.719	26.276	11'02.115P	303.4	11:01'46.082
14	21.728	25.116	25.494	26.254	1'38.592	306.8	11:03'24.674
15	21.629	25.060	25.627	26.251	1'38.567	303.4	11:05'03.241
16	21.635	25.123	25.586	26.358	1'38.702	307.7	11:06'41.943
17	21.567	25.114	25.542	26.197	1'38.420	306.8	11:08'20.363
18	21.626	25.256	25.509	26.097	1'38.488	305.9	11:09'58.851
19	21.625	25.260	26.134	26.265	1'39.284	303.4	11:11'38.135
20	21.610	25.142	25.342	26.059	1'38.153	307.7	11:13'16.288
21	21.499	25.071	25.506	26.193	1'38.269	309.5	11:14'54.557
22	21.511	25.242	25.555	26.412	1'38.720	310.3	11:16'33.277

2° 65 J. REA [1'37.833]

Lap	Seg1	Seg2	Seg3	Seg4	Lap Time	km/h	Local Time
1		26.484	27.106	26.912		291.1	10:32'03.060
2	21.949	25.586	25.780	26.940	1'40.255	302.5	10:33'43.315
3	21.678	25.452	25.776	26.265	1'39.171	304.2	10:35'22.486
4	21.559	25.723	25.586	26.254	1'39.122	303.4	10:37'01.608
5	21.432	25.479	25.502	26.109	1'38.522	303.4	10:38'40.130
6	22.889	26.385	26.611	39.285	1'55.170P	301.7	10:40'35.300
7	9'49.487	25.855	25.836	26.633	11'07.811P	301.7	10:51'43.111
8	21.508	25.432	25.286	26.201	1'38.427	304.2	10:53'21.538
9	21.562	25.406	25.334	26.147	1'38.449	303.4	10:54'59.987
10	21.426	25.499	25.454	26.209	1'38.588	307.7	10:56'38.575
11	26.118	26.103	25.507	26.253	1'43.981	308.6	10:58'22.556
12	21.512	25.382	25.533	26.635	1'39.062	307.7	11:00'01.618
13	25.139	27.826	25.887	28.144	1'46.996	302.5	11:01'48.614
14	21.888	25.424	26.372	27.126	1'40.810C	306.8	11:03'29.424
15	21.420	25.284	25.351	26.210	1'38.265	307.7	11:05'07.689
16	21.416	25.192	28.002	27.375	1'41.985	309.5	11:06'49.674
17	21.377	25.354	25.519	32.334	1'44.584	304.2	11:08'34.258
18	21.579	25.322	27.251	28.040	1'42.192	307.7	11:10'16.450
19	21.397	25.452	25.539	32.656	1'45.044	303.4	11:12'01.494
20	21.451	25.587	25.304	26.125	1'38.467	305.9	11:13'39.961
21	21.384	25.249	25.162	26.038	1'37.833	307.7	11:15'17.794

5° 47 A. BASSANI [1'38.443]

Lap	Seg1	Seg2	Seg3	Seg4	Lap Time	km/h	Local Time
1		27.954	28.827	27.730		270.0	10:32'41.415
2	22.227	25.870	26.579	26.633	1'41.309	295.9	10:34'22.724
3	21.758	25.373	25.900	26.335	1'39.366	306.8	10:36'02.090
4	21.589	25.275	25.642	26.202	1'38.708	305.9	10:37'40.798
5	22.894	26.093	26.400	38.957	1'54.344P	306.8	10:39'35.142
6	6'45.776	26.195	26.376	26.645	8'04.992P	300.0	10:47'40.134
7	21.724	25.412	25.725	26.179	1'39.040	307.7	10:49'19.174
8	21.732	25.535	25.793	26.210	1'39.270	304.2	10:50'58.444
9	22.424	27.283	27.075	39.187	1'55.969P	297.5	10:52'54.413
10	5'50.947	26.154	26.254	26.381	7'09.736P	291.9	11:00'04.149
11	22.394	25.934	26.090	26.339	1'40.757	296.7	11:01'44.906
12	21.852	25.358	25.668	26.081	1'38.959	305.1	11:03'23.865
13	21.664	25.438	25.696	26.064	1'38.862C	305.1	11:05'02.727
14	24.020	26.368	30.306	39.283	1'59.977P	305.1	11:07'02.704
15	5'59.125	27.164	28.588	7'21.465P	288.8	11:14'24.169	
16	21.555	25.397	25.412	26.079	1'38.443	305.9	11:16'02.612

3° 55 A. LOCATELLI [1'38.082]

Lap	Seg1	Seg2	Seg3	Seg4	Lap Time	km/h	Local Time
1		27.876	35.346	27.959		250.6	10:32'44.105
2	22.697	25.799	26.708	26.816	1'42.020	295.1	10:34'26.125
3	22.227	25.621	26.395	26.621	1'40.864	298.3	10:36'06.989
4	22.066	25.463	26.249	26.506	1'40.284	304.2	10:37'47.273
5	21.982	25.500	25.953	26.417	1'39.852	304.2	10:39'27.125
6	21.823	25.406	25.913	26.318	1'39.460	300.8	10:41'06.585
7	22.554	25.300	25.733	26.429	1'40.016	305.9	10:42'46.601
8	21.887	25.308	25.959	26.249	1'39.403	304.2	10:44'26.004
9	21.900	25.400	25.691	26.200	1'39.191	306.8	10:46'05.195
10	22.567	27.801	27.237	40.093	1'57.698P	251.2	10:48'02.893
11	7'21.432	26.006	26.117	26.241	8'39.796P	296.7	10:56'42.689
12	21.802	25.354	25.498	26.152	1'38.806	306.8	10:58'21.495
13	21.633	25.338	25.878	26.208	1'39.057	305.9	11:00'00.552
14	21.855	25.534	25.796	26.423	1'39.608	306.8	11:01'40.160
15	22.393	25.673	25.926	38.972	1'52.964P	304.2	11:03'33.124
16	6'55.678	27.611	26.007	26.066	8'15.362P	282.0	11:11'48.486
17	21.529	25.165	25.475	25.913	1'38.082	304.2	11:13'26.568

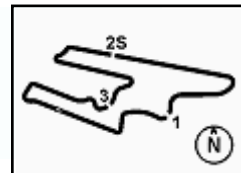
6° 7 I. LECUONA [1'38.452]

Lap	Seg1	Seg2	Seg3	Seg4	Lap Time	km/h	Local Time
1		27.163	28.405	27.523		252.9	10:32'18.257
2	22.756	26.243	27.550	26.662	1'43.211	279.8	10:34'01.468
3	22.073	26.012	26.346	26.885	1'41.316	297.5	10:35'42.784
4	21.961	25.574	26.290	26.986	1'40.811C	310.3	10:37'23.595
5	21.776	25.597	25.883	26.813	1'40.069	308.6	10:39'03.664
6	21.684	25.437	25.906	26.571	1'39.598	311.2	10:40'43.262
7	21.695	27.836	25.865	39.999	1'55.395P	308.6	10:42'38.657
8	7'40.396	26.254	26.298	26.847	8'59.795P	300.0	10:51'38.452
9	21.768	25.563	27.174	29.499	1'44.004	310.3	10:53'22.456
10	21.777	25.619	25.915	26.410	1'39.721	309.5	10:55'02.177
11	21.596	25.429	25.687	26.179	1'38.891	310.3	10:56'41.068
12	21.596	25.342	25.756	26.269	1'38.963	314.0	10:58'20.031
13	21.738	25.501	25.825	26.428	1'39.492	309.5	10:59'59.523
14	22.253	25.676	25.884	26.597	1'40.410	313.0	11:01'39.933
15	21.820	25.499	25.744	26.343	1'39.406	310.3	11:03'19.339

21/10/2022 P = Pits In/Out - C = Lap Time Cancelled

These data/results cannot be reproduced, stored and/or transmitted in whole or in part by any manner of electronic, mechanical, photocopying, recording, broadcasting or otherwise now known or herein after developed without the previous express consent by the copyright owner, except for reproduction in daily press and regular printed publications on sale to the public within 60 days of the event related to those data/results and always provided that copyright symbol appears together as follows below.

© DORNA WSBK ORGANIZATION Srl 2022



Motul Argentinean Round, 21-23 October 2022

Chronological Analysis Free Practice 1st Session

16	21.757	25.492	25.547	26.331	1'39.127	310,3	11:04'58.466	14	5'33.010	26.032	26.625	26.793	6'52.460P	292,7	11:08'33.487
17	22.890	25.976	26.905	39.508	1'55.279P	308,6	11:06'53.745	15	21.698	25.402	25.791	26.208	1'39.099	305,1	11:10'12.586
18	5'40.757	26.009	29.988	27.838	7'04.592P	306,8	11:13'58.337	16	21.574	25.420	31.824	28.347	1'47.165	307,7	11:11'59.751
19	21.509	25.388	25.483	26.072	1'38.452	309,5	11:15'36.789	17	21.681	25.323	25.565	26.249	1'38.818	307,7	11:13'38.569
								18	21.541	25.387	32.299	28.777	1'48.004	307,7	11:15'26.573

7° 22 A. LOWES (1'38.454)							
Lap	Seg1	Seg2	Seg3	Seg4	Lap Time	km/h	Local Time
1		32.060	28.516	27.298		265,4	10:32'46.791
2	22.178	25.590	26.076	26.380	1'40.224	301,7	10:34'27.015
3	22.355	27.707	26.110	26.701	1'42.873	296,7	10:36'09.888
4	21.689	25.319	25.703	26.179	1'38.890	308,6	10:37'48.778
5	21.632	25.075	25.467	26.281	1'38.455	305,1	10:39'27.233
6	21.860	25.270	28.463	27.423	1'43.016	298,3	10:41'10.249
7	21.587	25.115	25.622	26.130	1'38.454	303,4	10:42'48.703
8	21.481	25.226	25.485	26.385	1'38.577	308,6	10:44'27.280
9	22.094	25.230	25.949	26.173	1'39.446	297,5	10:46'06.726
10	21.526	25.220	25.609	26.181	1'38.536	303,4	10:47'45.262
11	22.903	30.680	27.452	41.145	2'02.180P	200,4	10:49'47.442
12	13'02.079	26.357	26.402	26.598	14'21.436P	299,2	11:04'08.878
13	21.564	25.506	25.716	26.333	1'39.119	306,8	11:05'47.997
14	21.417	25.370	25.604	26.219	1'38.610	305,1	11:07'26.607
15	21.579	25.545	25.460	26.166	1'38.750	304,2	11:09'05.357
16	21.492	25.453	25.552	26.219	1'38.716	305,1	11:10'44.073
17	21.460	25.440	25.526	26.174	1'38.600	303,4	11:12'22.673
18	21.489	25.411	25.448	26.155	1'38.503	305,1	11:14'01.176
19	26.061	25.829	28.495	43.803	2'04.188P	300,0	11:16'05.364

10° 60 M. VAN DER MARK (1'39.180)							
Lap	Seg1	Seg2	Seg3	Seg4	Lap Time	km/h	Local Time
1		28.220	28.688	27.825		252,9	10:32'09.833
2	22.526	25.840	26.584	26.865	1'41.815	295,9	10:33'51.648
3	22.197	25.659	26.265	26.573	1'40.694	305,9	10:35'32.342
4	21.929	25.527	25.947	26.232	1'39.635	305,9	10:37'11.977
5	21.859	25.500	25.710	26.390	1'39.459	306,8	10:38'51.436
6	21.882	25.614	29.204	26.465	1'43.165C	305,9	10:40'34.601
7	21.887	25.396	25.780	26.500	1'39.563	306,8	10:42'14.164
8	21.655	25.495	30.294	30.535	1'47.979	310,3	10:44'02.143
9	21.965	25.364	25.965	26.306	1'39.600	296,7	10:45'41.743
10	27.283	26.237	26.732	40.946	2'01.198P	291,9	10:47'42.941
11	7'26.427	25.637	26.262	26.648	8'44.974P	308,6	10:56'27.915
12	21.815	25.406	25.680	26.340	1'39.241	310,3	10:58'07.156
13	22.082	25.536	29.297	27.102	1'44.017	307,7	10:59'51.173
14	21.830	25.361	25.917	26.375	1'39.483	310,3	11:01'30.656
15	21.855	25.465	26.994	28.278	1'42.592	307,7	11:03'13.248
16	21.850	25.388	25.653	26.489	1'39.380	307,7	11:04'52.628
17	25.782	29.341	28.014	26.507	1'49.644C	282,7	11:06'42.272
18	21.842	25.392	25.879	26.472	1'39.585	305,9	11:08'21.857
19	21.788	25.459	25.725	26.208	1'39.180	309,5	11:10'01.037
20	24.809	26.975	30.029	27.045	1'48.858	292,7	11:11'49.895
21	21.926	25.508	25.767	28.667	1'41.868	308,6	11:13'31.763
22	21.861	25.386	29.575	27.456	1'44.278	308,6	11:15'16.041

8° 45 S. REDDING (1'38.547)							
Lap	Seg1	Seg2	Seg3	Seg4	Lap Time	km/h	Local Time
1		28.267	29.727	28.701		C 273,4	10:32'42.901
2	22.907	25.978	28.492	27.784	1'45.161	282,0	10:34'28.062
3	22.213	25.585	26.282	26.902	1'40.982	302,5	10:36'09.044
4	28.464	25.589	25.941	38.983	1'58.977P	305,1	10:38'08.021
5	6'06.628	25.814	26.241	26.543	7'25.226P	305,1	10:45'33.247
6	21.958	25.575	26.494	26.510	1'40.537	309,5	10:47'13.784
7	21.907	25.542	25.935	26.453	1'39.837	307,7	10:48'53.621
8	22.001	25.470	25.723	26.209	1'39.403	306,8	10:50'33.024
9	21.856	25.494	25.543	26.086	1'38.979	307,7	10:52'12.003
10	21.668	25.400	25.627	26.033	1'38.728	308,6	10:53'50.731
11	21.715	25.479	25.611	26.172	1'38.977	306,8	10:55'29.708
12	21.818	28.132	29.120	26.632	1'45.702	240,5	10:57'15.410
13	21.565	25.369	25.504	26.109	1'38.547	309,5	10:58'53.957
14	21.794	25.473	26.750	40.289	1'54.306P	303,4	11:00'48.263
15	8'21.627	26.373	26.476	26.682	9'41.158P	297,5	11:10'29.421
16	21.814	25.543	25.637	26.705	1'39.699	305,9	11:12'09.120
17	21.615	25.342	25.525	26.119	1'38.601	305,9	11:13'47.721
18	21.706	25.484	25.475	26.368	1'39.033	307,7	11:15'26.754

11° 76 L. BAZ (1'39.217)							
Lap	Seg1	Seg2	Seg3	Seg4	Lap Time	km/h	Local Time
1		26.642	27.520	27.313		279,1	10:32'04.872
2	22.437	25.902	26.818	26.600	1'41.757	297,5	10:33'46.629
3	21.946	25.761	26.272	26.694	1'40.673	301,7	10:35'27.302
4	21.985	25.764	26.088	26.549	1'40.386	305,9	10:37'07.688
5	22.257	26.176	29.802	28.245	1'46.480C	305,1	10:38'54.168
6	21.838	25.568	26.220	26.388	1'40.014	302,5	10:40'34.182
7	24.194	26.565	27.106	39.963	1'57.828P	298,3	10:42'32.010
8	9'44.135	26.294	26.571	26.858	11'03.858P	299,2	10:53'35.868
9	21.863	25.690	26.302	26.974	1'40.829	305,9	10:55'16.697
10	21.790	25.578	25.828	26.344	1'39.540	306,8	10:56'56.237
11	22.461	26.596	26.780	27.208	1'43.045	297,5	10:58'39.282
12	21.914	25.733	26.076	26.278	1'40.001	305,1	11:00'19.283
13	23.254	26.523	28.140	27.217	1'45.134	303,4	11:02'04.417
14	21.724	25.721	25.833	40.264	1'53.542P	305,1	11:03'57.959
15	6'01.355	26.111	28.717	26.609	7'22.792P	279,8	11:11'20.751
16	21.690	25.656	25.715	29.342	1'42.403	303,4	11:13'03.154
17	21.920	25.549	25.843	26.406	1'39.718	305,1	11:14'42.872
18	21.632	25.545	25.848	26.192	1'39.217	306,8	11:16'22.089

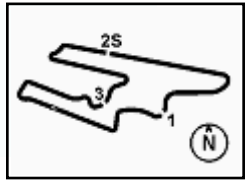
9° 21 M. RINALDI (1'38.818)							
Lap	Seg1	Seg2	Seg3	Seg4	Lap Time	km/h	Local Time
1		26.534	30.858	27.002		272,7	10:32'54.695
2	22.355	25.560	26.167	26.585	1'40.667	303,4	10:34'35.362
3	22.075	25.465	25.755	26.269	1'39.564	307,7	10:36'14.926
4	21.839	25.422	25.704	26.268	1'39.233	308,6	10:37'54.159
5	21.887	35.894	27.493	28.434	1'53.708	262,8	10:39'47.867
6	21.960	25.549	25.808	26.843	1'40.160	307,7	10:41'28.027
7	21.890	25.428	25.737	26.266	1'39.321	309,5	10:43'07.348
8	21.808	25.457	25.641	26.298	1'39.204	308,6	10:44'46.552
9	22.819	26.554	27.515	41.060	1'57.948P	281,3	10:46'44.500
10	8'19.168	25.769	26.289	26.578	9'37.804P	305,9	10:56'22.304
11	21.803	25.418	33.375	26.459	1'47.055	309,5	10:58'09.359
12	21.908	25.437	25.898	26.395	1'39.638	307,7	10:59'48.997
13	21.743	25.368	26.081	38.838	1'52.030P	307,7	11:01'41.027

12° 31 G. GERLOFF (1'39.291)							
Lap	Seg1	Seg2	Seg3	Seg4	Lap Time	km/h	Local Time
1		28.552	29.389	28.260		255,9	10:32'42.594
2	22.617	26.414	26.807	26.940	1'42.778	290,3	10:34'25.372
3	21.919	26.159	26.545	26.824	1'41.447	297,5	10:36'06.819
4	21.915	25.776	26.462	36.640	1'50.793	299,2	10:37'57.612
5	21.965	25.976	26.099	26.597	1'40.637	296,7	10:39'38.249
6	21.751	25.901	25.933	26.364	1'39.949	300,0	10:41'18.198
7	21.566	25.686	25.749	39.968	1'52.969P	300,0	10:43'11.167
8	10'05.800	26.387	26.141	26.895	11'25.223P	296,7	10:54'36.390
9	21.683	25.734	26.316	26.537	1'40.270C	295,9	10:56'16.660

21/10/2022 P = Pits In/Out - C = Lap Time Cancelled

These data/results cannot be reproduced, stored and/or transmitted in whole or in part by any manner of electronic, mechanical, photocopying, recording, broadcasting or otherwise now known or herein after developed without the previous express consent by the copyright owner, except for reproduction in daily press and regular printed publications on sale to the public within 60 days of the event related to those data/results and always provided that copyright symbol appears together as follows below.

© DORNA WSBK ORGANIZATION Srl 2022



San Juan Villicum Circuit 4.276 m

3 / 4

10	21.613	25.770	25.893	26.468	1'39.744	300,8	10:57'56.404	14	21.740	25.423	25.763	26.348	1'39.274C	304,2	11:04'25.003
11	21.648	25.818	25.701	26.285	1'39.452	300,0	10:59'35.856	15	23.112	27.406	27.324	39.802	1'57.644P	283,5	11:06'22.647
12	21.517	25.665	25.815	26.294	1'39.291	299,2	11:01'15.147	16	4'48.426	26.592	28.970	26.803	6'10.791P	270,7	11:12'33.438
13	21.559	25.598	25.750	26.491	1'39.398	300,8	11:02'54.545	17	21.865	25.626	27.467	26.508	1'41.466C	302,5	11:14'14.904
14	22.347	26.304	26.011	41.281	1'55.943P	299,2	11:04'50.488	18	21.781	25.667	25.824	26.446	1'39.718	305,1	11:15'54.622
15	3'54.647	26.033	25.772	26.286	5'12.738P	299,2	11:10'03.226								
16	21.544	25.743	25.845	26.371	1'39.503	299,2	11:11'42.729								
17	21.586	25.775	26.608	26.807	1'40.776	300,0	11:13'23.505								
18	21.606	25.742	25.668	26.557	1'39.573	300,8	11:15'03.078								

13° 50 E. LAVERTY [1'39.354]							
Lap	Seg.1	Seg.2	Seg.3	Seg.4	Lap Time	km/h	Local Time
1		28.043	28.199	27.860		268,0	10:32'10.744
2	22.833	25.841	26.433	40.381	1'55.488P	295,1	10:34'06.232
3	14'15.885	26.861	28.031	27.697	15'38.474P	301,7	10:49'44.706
4	22.452	25.781	26.449	26.823	1'41.505	305,1	10:51'26.211
5	22.061	25.557	25.931	26.599	1'40.148	308,6	10:53'06.359
6	21.911	25.549	25.684	26.577	1'39.721	305,9	10:54'46.080
7	21.858	25.577	25.923	26.408	1'39.766	308,6	10:56'25.846
8	21.760	25.484	25.654	26.456	1'39.354	309,5	10:58'05.200
9	25.224	27.091	26.224	39.662	1'58.201P	304,2	11:00'03.401
10	7'49.299	26.821	27.020	27.011	9'10.151P	291,1	11:09'13.552
11	21.756	25.667	25.734	26.695	1'39.852	305,1	11:10'53.404
12	21.839	25.583	25.575	26.433	1'39.430	307,7	11:12'32.834
13	21.756	25.498	30.385	28.714	1'46.353	307,7	11:14'19.187
14	21.827	25.591	25.714	26.606	1'39.738	308,6	11:15'58.925

14° 44 L. MAHIAS [1'39.410]							
Lap	Seg.1	Seg.2	Seg.3	Seg.4	Lap Time	km/h	Local Time
1		26.796	27.810	27.602		270,7	10:32'44.484
2	22.681	25.838	26.908	26.680	1'42.107	287,2	10:34'26.591
3	22.179	25.694	26.353	26.585	1'40.811	284,2	10:36'07.402
4	21.915	25.630	26.603	26.489	1'40.637	282,7	10:37'48.039
5	21.852	25.565	26.351	26.459	1'40.227	289,5	10:39'28.266
6	21.901	25.642	26.255	26.510	1'40.308	288,8	10:41'08.574
7	22.271	26.290	27.104	43.025	1'58.690P	275,5	10:43'07.264
8	9'04.741	25.981	26.603	26.519	10'23.844P	292,7	10:53'31.108
9	21.825	25.723	25.902	26.270	1'39.720	294,3	10:55'10.828
10	21.804	25.661	26.198	27.062	1'40.725	297,5	10:56'51.553
11	21.988	25.693	25.870	26.393	1'39.944	297,5	10:58'31.497
12	21.836	25.597	26.091	26.511	1'40.035	295,9	11:00'11.532
13	25.229	26.476	27.514	40.643	1'59.862P	284,2	11:02'11.394
14	6'03.111	32.379	26.585	26.494	7'28.569P	280,5	11:09'39.963
15	21.708	25.676	26.092	26.251	1'39.727	296,7	11:11'19.690
16	24.571	25.884	26.020	26.303	1'42.778C	295,1	11:13'02.468
17	21.880	25.685	25.769	26.155	1'39.489	291,1	11:14'41.957
18	21.734	25.710	25.684	26.282	1'39.410	299,2	11:16'21.367

15° 5 P. DETTL [1'39.464]							
Lap	Seg.1	Seg.2	Seg.3	Seg.4	Lap Time	km/h	Local Time
1		26.522	28.236	27.802		256,5	10:32'18.655
2	22.743	25.902	26.748	26.929	1'42.322	289,5	10:34'00.977
3	22.392	25.864	26.487	26.941	1'41.684	295,9	10:35'42.661
4	21.974	25.647	26.521	27.093	1'41.235	300,8	10:37'23.896
5	21.929	25.640	26.051	26.473	1'40.093C	297,5	10:39'03.989
6	21.853	25.486	26.027	26.605	1'39.971	296,7	10:40'43.960
7	21.825	27.247	25.996	27.253	1'42.321	292,7	10:42'26.281
8	21.774	25.419	25.899	26.406	1'39.498	302,5	10:44'05.779
9	21.810	25.541	25.846	26.353	1'39.550	302,5	10:45'45.329
10	23.520	26.321	26.674	40.084	1'56.599P	296,7	10:47'41.928
11	10'26.456	26.036	26.102	26.276	11'44.870P	298,3	10:59'26.798
12	21.675	25.490	25.933	26.366	1'39.464	302,5	11:01'06.262
13	21.826	25.462	25.909	26.270	1'39.467	302,5	11:02'45.729

16° 97 X. VIERGE [1'39.499]							
Lap	Seg.1	Seg.2	Seg.3	Seg.4	Lap Time	km/h	Local Time
1		27.425	28.720	30.909		250,6	10:32'19.982
2	23.198	25.879	27.475	27.435	1'43.987	281,3	10:34'03.969
3	22.473	25.535	26.638	27.092	1'41.738	301,7	10:35'45.707
4	22.234	25.479	26.850	26.958	1'41.521	277,6	10:37'27.228
5	22.355	25.583	26.431	33.252	1'57.621	267,3	10:39'24.849
6	22.167	25.429	26.545	26.869	1'41.010	299,2	10:41'05.859
7	21.869	25.360	26.269	26.666	1'40.164	309,5	10:42'46.023
8	21.850	25.350	27.247	26.680	1'41.127	315,8	10:44'27.150
9	22.046	25.268	26.394	26.620	1'40.328	306,8	10:46'07.478
10	21.920	25.397	26.278	27.183	1'40.778	302,5	10:47'48.256
11	22.654	26.095	27.542	39.928	1'56.219P	291,9	10:49'44.475
12	9'56.259	26.585	28.403	27.349	11'18.596P	254,7	11:01'03.071
13	22.464	25.853	30.771	27.047	1'46.135	301,7	11:02'49.206
14	22.417	25.810	26.558	39.223	1'54.008P	303,4	11:04'43.214
15	3'19.829	25.969	26.513	26.703	4'39.014P	301,7	11:09'22.228
16	21.953	25.578	26.045	26.607	1'40.183	307,7	11:11'02.411
17	21.796	25.435	25.976	26.534	1'39.741	308,6	11:12'42.152
18	21.932	25.419	28.844	26.691	1'42.886	295,1	11:14'25.038
19	21.826	25.421	25.731	26.521	1'39.499	310,3	11:16'04.537

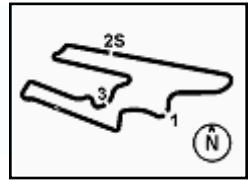
17° 12 X. FORES [1'39.576]							
Lap	Seg.1	Seg.2	Seg.3	Seg.4	Lap Time	km/h	Local Time
1		27.928	27.955	28.321	C	271,4	10:32'33.571
2	22.735	26.181	26.684	27.444	1'43.044	287,2	10:34'16.615
3	22.243	25.800	26.136	26.888	1'41.067	301,7	10:35'57.682
4	21.967	25.709	26.245	26.876	1'40.797	298,3	10:37'38.479
5	23.192	28.669	26.545	26.878	1'45.284	274,1	10:39'23.763
6	22.147	25.717	26.219	26.745	1'40.828	301,7	10:41'04.591
7	22.052	25.745	26.117	26.881	1'40.795	302,5	10:42'45.386
8	22.152	25.586	25.936	26.580	1'40.254	306,8	10:44'25.640
9	24.308	25.564	28.418	39.605	1'57.895P	308,6	10:46'23.535
10	12'18.671	25.908	27.509	26.654	13'38.742P	302,5	11:00'02.277
11	22.006	25.542	31.396	26.553	1'45.497	306,8	11:01'47.774
12	22.131	25.497	25.940	26.537	1'40.105	304,2	11:03'27.879
13	21.878	25.547	25.862	26.992	1'40.279	303,4	11:05'08.158
14	21.903	25.431	26.054	26.600	1'39.988	306,8	11:06'48.146
15	23.486	25.848	25.828	40.365	1'55.527P	300,8	11:08'43.673
16	3'56.256	25.850	26.353	26.885	5'15.344P	303,4	11:13'59.017
17	21.927	25.405	25.766	26.478	1'39.576	307,7	11:15'38.593

18° 36 L. MERCADO [1'39.975]							
Lap	Seg.1	Seg.2	Seg.3	Seg.4	Lap Time	km/h	Local Time
1		27.662	29.104	28.024		266,0	10:32'11.072
2	23.508	26.081	26.855	27.373	1'43.817	295,9	10:33'54.889
3	22.284	26.004	26.403	26.852	1'41.543	295,9	10:35'36.432
4	22.159	26.008	26.372	26.641	1'41.180	300,0	10:37'17.612
5	22.024	25.924	26.059	26.686	1'40.693	305,1	10:38'58.305
6	22.232	25.914	26.446	26.731	1'41.323	301,7	10:40'39.628
7	22.212	25.814	26.315	26.670	1'41.011	300,8	10:42'20.639
8	22.131	25.954	26.052	26.514	1'40.651	305,1	10:44'01.290
9	21.998	25.997	27.789	27.474	1'43.258	305,1	10:45'44.548
10	22.000	25.843	25.937	26.448	1'40.228	305,1	10:47'24.776
11	22.280	28.508	27.179	41.850	1'59.817P	279,1	10:49'24.593
12	10'13.598	28.689	31.195	29.521	11'43.003P	285,0	11:01'07.596
13	21.906	25.719	25.897	26.453	1'39.975	305,9	11:02'47.571

21/10/2022 P = Pits In/Out - C = Lap Time Cancelled

These data/results cannot be reproduced, stored and/or transmitted in whole or in part by any manner of electronic, mechanical, photocopying, recording, broadcasting or otherwise now known or herein after developed without the previous express consent by the copyright owner, except for reproduction in daily press and regular printed publications on sale to the public within 60 days of the event related to those data/results and always provided that copyright symbol appears together as follows below.

© DORNA WSBK ORGANIZATION Srl 2022



Motul Argentinean Round, 21-23 October 2022
Chronological Analysis Free Practice 1st Session

San Juan Villicum Circuit 4.276 m

4 / 4

14	21.937	25.734	25.945	26.570	1'40.186	305,1	11:04'27.757	10	22.369	26.409	26.709	26.866	1'42.353	288,8	10:59'57.575
15	21.825	25.752	26.021	26.483	1'40.081	302,5	11:06'07.838	11	22.446	26.179	26.641	27.063	1'42.329	296,7	11:01'39.904
16	21.872	25.828	26.053	26.510	1'40.263	300,0	11:07'48.101	12	22.482	26.209	26.937	47.703	2'03.331P	288,0	11:03'43.235
17	23.931	29.753	27.805	26.712	1'48.201	288,0	11:09'36.302	13	6'03.029	27.437	27.514	27.202	7'25.182P	279,8	11:11'08.417
18	21.900	26.806	29.637	26.705	1'45.048	281,3	11:11'21.350	14	22.282	26.261	26.508	27.288	1'42.339	298,3	11:12'50.756
19	21.979	25.812	25.909	26.351	1'40.051	306,8	11:13'01.401	15	22.184	26.207	26.480	26.909	1'41.780	295,9	11:14'32.536
20	22.075	29.473	26.498	26.658	1'44.704	300,8	11:14'46.105	16	22.370	26.177	26.581	27.034	1'42.162	303,4	11:16'14.698
21	26.359	30.114	26.413	26.658	1'49.544	305,1	11:16'35.649								

19° 52 O. KONIG [1'40.561]								22° 39 M. SOLORZA [1'43.147]							
Lap	Seg1	Seg2	Seg3	Seg4	Lap Time	km/h	Local Time	Lap	Seg1	Seg2	Seg3	Seg4	Lap Time	km/h	Local Time
1		28.520	29.311	28.481		245,5	10:32'12.715	2		28.000	28.688	28.139		259,6	10:32'15.190
2	23.597	26.732	27.893	27.895	1'46.117	278,4	10:33'58.832	3	23.150	27.159	27.216	27.751	1'45.276	279,8	10:34'00.466
3	22.902	26.307	27.409	27.731	1'44.349	291,9	10:35'43.181	4	22.742	27.214	27.058	27.903	1'44.917	279,1	10:35'45.383
4	22.519	26.128	26.999	27.250	1'42.896	294,3	10:37'26.077	5	22.935	26.549	27.004	27.403	1'43.891	287,2	10:37'29.274
5	22.377	26.394	27.220	27.293	1'43.284	286,5	10:39'09.361	6	22.678	26.696	27.028	27.609	1'44.011	288,0	10:39'13.285
6	22.582	26.230	26.940	27.215	1'42.967	288,8	10:40'52.328	7	23.931	27.408	28.743	40.707	2'00.789P	241,6	10:41'14.074
7	22.429	26.043	26.523	26.974	1'41.969	296,7	10:42'34.297	8	11'56.337	27.487	27.833	27.808	13'19.465P	282,0	10:54'33.539
8	22.346	26.165	26.583	27.250	1'42.344	297,5	10:44'16.641	9	22.844	26.848	27.341	27.489	1'44.522	287,2	10:56'18.061
9	24.086	26.778	27.389	41.290	1'59.543P	298,3	10:46'16.184	10	22.652	26.376	26.688	27.431	1'43.147	291,1	10:58'01.208
10	10'53.484	26.542	27.562	28.288	12'15.876P	294,3	10:58'32.060	11	26.853	32.872	30.776	27.378	1'57.879	271,4	10:59'59.087
11	22.315	25.970	26.330	26.738	1'41.353	295,1	11:00'13.413	12	22.566	26.580	26.966	27.308	1'43.420	289,5	11:01'42.507
12	22.212	25.954	26.365	26.832	1'41.363	296,7	11:01'54.776	13	25.931	29.103	27.943	44.682	2'07.659P	288,0	11:03'50.166
13	22.216	25.969	26.612	27.609	1'42.406	298,3	11:03'37.182	14	6'41.649	32.349	27.796	27.740	8'09.534P	272,7	11:11'59.700
14	22.065	26.033	26.074	26.760	1'40.932	296,7	11:05'18.114	15	22.726	26.651	26.920	27.414	1'43.711	290,3	11:13'43.411
15	22.184	25.951	26.292	26.746	1'41.173	299,2	11:06'59.287	16	22.971	29.740	26.801	27.621	1'47.133	286,5	11:15'30.544
16	23.668	27.539	26.821	40.740	1'58.768P	295,1	11:08'58.055								
17	3'15.071	26.378	29.704	31.344	4'42.497P	294,3	11:13'40.552								
18	22.026	25.879	26.042	26.614	1'40.561	298,3	11:15'21.113								

20° 3 K. NOZANE [1'40.617]							
Lap	Seg1	Seg2	Seg3	Seg4	Lap Time	km/h	Local Time
1		28.423	28.758	28.611		227,8	10:32'17.992
2	23.297	26.659	27.254	27.179	1'44.389	272,0	10:34'02.381
3	22.385	26.064	26.822	26.991	1'42.262	272,7	10:35'44.643
4	22.332	26.133	26.574	26.856	1'41.895	283,5	10:37'26.538
5	22.170	26.143	26.462	27.204	1'41.979	291,9	10:39'08.517
6	22.213	26.241	26.619	27.087	1'42.160	290,3	10:40'50.677
7	22.030	25.950	26.380	26.620	1'40.980	294,3	10:42'31.657
8	21.927	25.986	26.368	26.728	1'41.009	294,3	10:44'12.666
9	24.143	26.649	27.117	40.659	1'58.568P	289,5	10:46'11.234
10	8'34.846	28.194	33.654	29.224	10'05.918P	248,8	10:56'17.152
11	22.051	26.037	26.195	26.709	1'40.992	296,7	10:57'58.144
12	21.991	26.006	26.108	26.512	1'40.617	295,9	10:59'38.761
13	22.032	25.930	26.223	26.671	1'40.856	296,7	11:01'19.617
14	22.005	25.984	26.216	26.768	1'40.973	296,7	11:03'00.590
15	24.564	27.096	27.542	41.202	2'00.404P	274,1	11:05'00.994
16	5'10.097	27.326	27.142	27.346	6'31.911P	285,7	11:11'32.905
17	22.259	26.428	26.475	26.798	1'41.960	294,3	11:13'14.865
18	21.968	26.140	26.331	26.790	1'41.229	293,5	11:14'56.094
19	22.010	26.158	26.436	26.760	1'41.364	297,5	11:16'37.458

21° 27 M. SCHEIB [1'41.780]							
Lap	Seg1	Seg2	Seg3	Seg4	Lap Time	km/h	Local Time
1		27.490	28.093	29.287		259,0	10:32'10.485
2	23.918	26.681	27.525	27.473	1'45.597	262,1	10:33'56.082
3	22.845	26.577	27.304	27.354	1'44.080	274,1	10:35'40.162
4	22.564	26.606	27.105	28.077	1'44.352	285,7	10:37'24.514
5	22.953	26.670	26.980	27.274	1'43.877	287,2	10:39'08.391
6	22.782	26.406	26.934	27.115	1'43.237	279,8	10:40'51.628
7	23.074	28.611	26.999	42.493	2'01.177P	291,1	10:42'52.805
8	12'17.901	26.928	27.519	27.267	13'39.615P	291,9	10:56'32.420
9	22.592	26.463	26.706	27.041	1'42.802	298,3	10:58'15.222

21/10/2022 P = Pits In/Out - C = Lap Time Cancelled

These data/results cannot be reproduced, stored and/or transmitted in whole or in part by any manner of electronic, mechanical, photocopying, recording, broadcasting or otherwise now known or herein after developed without the previous express consent by the copyright owner, except for reproduction in daily press and regular printed publications on sale to the public within 60 days of the event related to those data/results and always provided that copyright symbol appears together as follows below.

© DORNA WSBK ORGANIZATION Srl 2022