

## Motul Argentinean Round, 21-23 October 2022

### Results Free Practice 3rd Session

1 / 2

No.	Rider	Nat	Team	Bike	Class	Time	Gap	Rel.	Laps	Speed	
										Avg	Max
1	<b>1</b> T. RAZGATLIOGLU	TUR	Pata Yamaha with Brixx WorldSBK	Yamaha YZF R1		<b>1'37.216</b>			14	158,344	<b>314,0</b>
2	<b>19</b> A. BAUTISTA	ESP	Aruba.it Racing - Ducati	Ducati Panigale V4R		<b>1'37.246</b>	0.030	0.030	15	158,295	<b>314,9</b>
3	<b>22</b> A. LOWES	GBR	Kawasaki Racing Team WorldSBK	Kawasaki ZX-10RR		<b>1'37.417</b>	0.201	0.171	14	158,018	<b>307,7</b>
4	<b>7</b> I. LECUONA	ESP	Team HRC	Honda CBR1000 RR-R		<b>1'37.615</b>	0.399	0.198	13	157,697	<b>313,0</b>
5	<b>65</b> J. REA	GBR	Kawasaki Racing Team WorldSBK	Kawasaki ZX-10RR		<b>1'37.620</b>	0.404	0.005	12	157,689	<b>308,6</b>
6	<b>76</b> L. BAZ	FRA	Bonovo Action BMW	BMW M1000RR	IND	<b>1'37.713</b>	0.497	0.093	11	157,539	<b>309,5</b>
7	<b>47</b> A. BASSANI	ITA	Motocorsa Racing	Ducati Panigale V4R	IND	<b>1'37.830</b>	0.614	0.117	13	157,351	<b>309,5</b>
8	<b>21</b> M. RINALDI	ITA	Aruba.it Racing - Ducati	Ducati Panigale V4R		<b>1'37.876</b>	0.660	0.046	10	157,277	<b>313,0</b>
9	<b>55</b> A. LOCATELLI	ITA	Pata Yamaha with Brixx WorldSBK	Yamaha YZF R1		<b>1'37.953</b>	0.737	0.077	11	157,153	<b>307,7</b>
10	<b>45</b> S. REDDING	GBR	BMW Motorrad WorldSBK Team	BMW M1000RR		<b>1'38.051</b>	0.835	0.098	13	156,996	<b>311,2</b>
11	<b>5</b> P. OETTL	GER	Team GoEleven	Ducati Panigale V4R	IND	<b>1'38.260</b>	1.044	0.209	12	156,662	<b>306,8</b>
12	<b>60</b> M. VAN DER MARK	NED	BMW Motorrad WorldSBK Team	BMW M1000RR		<b>1'38.345</b>	1.129	0.085	17	156,527	<b>314,0</b>
13	<b>31</b> G. GERLOFF	USA	GYTR GRT Yamaha WorldSBK Team	Yamaha YZF R1	IND	<b>1'38.402</b>	1.186	0.057	14	156,436	<b>305,1</b>
14	<b>3</b> K. NOZANE	JPN	GYTR GRT Yamaha WorldSBK Team	Yamaha YZF R1	IND	<b>1'38.417</b>	1.201	0.015	13	156,412	<b>305,1</b>
15	<b>44</b> L. MAHIAS	FRA	Kawasaki Puccetti Racing	Kawasaki ZX-10RR	IND	<b>1'38.422</b>	1.206	0.005	13	156,404	<b>305,1</b>
16	<b>97</b> X. VIERGE	ESP	Team HRC	Honda CBR1000 RR-R		<b>1'38.447</b>	1.231	0.025	14	156,364	<b>317,6</b>
17	<b>12</b> X. FORES	ESP	BARNI Spark Racing Team	Ducati Panigale V4R	IND	<b>1'38.484</b>	1.268	0.037	12	156,306	<b>311,2</b>
18	<b>36</b> L. MERCADO	ARG	MIE Racing Honda Team	Honda CBR1000 RR-R	IND	<b>1'38.654</b>	1.438	0.170	13	156,036	<b>311,2</b>
19	<b>50</b> E. LAVERTY	IRL	Bonovo Action BMW	BMW M1000RR	IND	<b>1'39.209</b>	1.993	0.555	11	155,163	<b>310,3</b>
20	<b>52</b> O. KONIG	CZE	Orelac Racing Verdatura	Kawasaki ZX-10RR	IND	<b>1'39.226</b>	2.010	0.017	12	155,137	<b>301,7</b>
21	<b>27</b> M. SCHEIB	CHI	MIE Racing Honda Team	Honda CBR1000 RR-R	IND	<b>1'39.659</b>	2.443	0.433	11	154,463	<b>310,3</b>
22	<b>39</b> M. SOLORZA	ARG	TPR Team Pedercini Racing	Kawasaki ZX-10RR	IND	<b>1'41.923</b>	4.707	2.264	10	151,032	<b>291,9</b>

Qualifying Lap Time [105% of 1'37.216]: 1'42.077

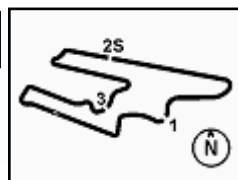
AIR	Humidity:	54%	Temp:	13°C
TRACK	Condition:	Dry	Temp:	26°C

Records	Pole	(SP)	2021 S.Redding	1'37.617	157,690	Km/h
	Race	(SPRC)	2021 S.Redding	1'37.345	158,130	Km/h
	All Times	(FP3)	2021 T.Razgatlioglu	1'37.239	158,310	Km/h

Start 10:00 End 10:33 The results are provisional until the end of the time limit for protests and appeals and the completion of the technical checks.

These data/results cannot be reproduced, stored and/or transmitted in whole or in part by any manner of electronic, mechanical, photocopying, recording, broadcasting or otherwise now known or herein after developed without the previous express consent by the copyright owner, except for reproduction in daily press and regular printed publications on sale to the public within 60 days of the event related to those data/results and always provided that copyright symbol appears together as follows below.

© DORNA WSBK ORGANIZATION Srl 2022



## Motul Argentinean Round, 21-23 October 2022

### Results Free Practice 3rd Session

#### Session Highlights

Local Time	No. Rider	Description
10.00.00		Start
10.00.10		WorldSBK Pit Intervention Time: 1min 28secs
10.03.19	<b>19</b> A. BAUTISTA	Racelink GPS NOT Working
10.06.22	<b>21</b> M. RINALDI	Racelink GPS NOT Working
10.07.34	<b>22</b> A. LOWES	Lap Cancelled [1'37.887] - Exceeded Track Limits - Turn 17
10.09.36	<b>21</b> M. RINALDI	On Asphalt - Re-Joined - Turn 1
10.19.14	<b>55</b> A. LOCATELLI	Lap Cancelled [7'44.252] - Exceeded Track Limits - Turn 14
10.20.40	<b>22</b> A. LOWES	Lap Cancelled [5'55.351] - Exceeded Track Limits - Turn 17
10.21.46	<b>3</b> K. NOZANE	Lap Cancelled [1'39.376] - Exceeded Track Limits - Turn 17
10.22.42	<b>76</b> L. BAZ	On Asphalt - Re-Joined - Turn 1
10.22.51	<b>60</b> M. VAN DER MARK	Lap Cancelled [1'47.455] - Exceeded Track Limits - Turn 17
10.25.21		New All Time Lap Record
10.28.28	<b>45</b> S. REDDING	Lap Cancelled [1'37.947] - Exceeded Track Limits - Turn 17
10.30.42	<b>55</b> A. LOCATELLI	Lap Cancelled [1'38.311] - Exceeded Track Limits - Turn 14
10.33.24		End Of Session

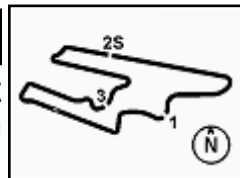
#### Fastest Laps Sequence

No.	Rider	Nat	Team	Bike	Local Time	Time	Gap	Avg
<b>19</b>	A. BAUTISTA	ESP	Aruba.it Racing - Ducati	Ducati Panigale V4R	10:03'41.792	<b>1'38.795</b>		155,814
<b>65</b>	J. REA	GBR	Kawasaki Racing Team WorldSBK	Kawasaki ZX-10RR	10:03'58.408	<b>1'38.781</b>	-0.014	155,836
<b>45</b>	S. REDDING	GBR	BMW Motorrad WorldSBK Team	BMW M1000RR	10:04'06.537	<b>1'38.636</b>	-0.145	156,065
<b>19</b>	A. BAUTISTA	ESP	Aruba.it Racing - Ducati	Ducati Panigale V4R	10:05'20.021	<b>1'38.229</b>	-0.407	156,711
<b>19</b>	A. BAUTISTA	ESP	Aruba.it Racing - Ducati	Ducati Panigale V4R	10:06'57.796	<b>1'37.775</b>	-0.454	157,439
<b>19</b>	A. BAUTISTA	ESP	Aruba.it Racing - Ducati	Ducati Panigale V4R	10:08'35.557	<b>1'37.761</b>	-0.014	157,462
<b>22</b>	A. LOWES	GBR	Kawasaki Racing Team WorldSBK	Kawasaki ZX-10RR	10:08'58.713	<b>1'37.417</b>	-0.344	158,018
<b>19</b>	A. BAUTISTA	ESP	Aruba.it Racing - Ducati	Ducati Panigale V4R	10:13'27.876	<b>1'37.386</b>	-0.031	158,068
<b>1</b>	T. RAZGATLIOGLU	TUR	Pata Yamaha with Brixx WorldSBK	Yamaha YZF R1	10:21'52.749	<b>1'37.347</b>	-0.039	158,131
<b>1</b>	T. RAZGATLIOGLU	TUR	Pata Yamaha with Brixx WorldSBK	Yamaha YZF R1	10:25'07.708	<b>1'37.217</b>	-0.130	158,343
<b>1</b>	T. RAZGATLIOGLU	TUR	Pata Yamaha with Brixx WorldSBK	Yamaha YZF R1	10:29'59.435	<b>1'37.216</b>	-0.001	158,344

22/10/2022 Start 10:00 End 10:33 The results are provisional until the end of the time limit for protests and appeals and the completion of the technical checks.

These data/results cannot be reproduced, stored and/or transmitted in whole or in part by any manner of electronic, mechanical, photocopying, recording, broadcasting or otherwise now known or herein after developed without the previous express consent by the copyright owner, except for reproduction in daily press and regular printed publications on sale to the public within 60 days of the event related to those data/results and always provided that copyright symbol appears together as follows below.

© DORNA WSBK ORGANIZATION Srl 2022



## Motul Argentinean Round, 21-23 October 2022

### Free Practices Combined Results

No.	Rider	Nat	Team	Bike	Class	FP1	FP2	FP3	Time	Gap	Rel.	Avg	LL
1	<b>1 T. RAZGATLIOGLU</b>	TUR	Pata Yamaha with Brixx WorldSBK	Yamaha YZF R1		1'37.511	1'37.778	<b>1'37.216</b>	<b>1'37.216</b>			158,344	52
2	<b>19 A. BAUTISTA</b>	ESP	Aruba.it Racing - Ducati	Ducati Panigale V4R		1'38.153	1'37.986	<b>1'37.246</b>	<b>1'37.246</b>	0.030	0.030	158,295	54
3	<b>22 A. LOWES</b>	GBR	Kawasaki Racing Team WorldSBK	Kawasaki ZX-10RR		1'38.454	1'38.068	<b>1'37.417</b>	<b>1'37.417</b>	0.201	0.171	158,018	52
4	<b>7 I. LECUONA</b>	ESP	Team HRC	Honda CBR1000 RR-R		1'38.452	1'38.526	<b>1'37.615</b>	<b>1'37.615</b>	0.399	0.198	157,697	49
5	<b>65 J. REA</b>	GBR	Kawasaki Racing Team WorldSBK	Kawasaki ZX-10RR		1'37.833	1'37.707	<b>1'37.620</b>	<b>1'37.620</b>	0.404	0.005	157,689	51
6	<b>76 L. BAZ</b>	FRA	Bonovo Action BMW	BMW M1000RR	IND	1'39.217	1'38.680	<b>1'37.713</b>	<b>1'37.713</b>	0.497	0.093	157,539	44
7	<b>47 A. BASSANI</b>	ITA	Motocorsa Racing	Ducati Panigale V4R	IND	1'38.443	1'38.448	<b>1'37.830</b>	<b>1'37.830</b>	0.614	0.117	157,351	44
8	<b>21 M. RINALDI</b>	ITA	Aruba.it Racing - Ducati	Ducati Panigale V4R		1'38.818	1'38.812	<b>1'37.876</b>	<b>1'37.876</b>	0.660	0.046	157,277	43
9	<b>55 A. LOCATELLI</b>	ITA	Pata Yamaha with Brixx WorldSBK	Yamaha YZF R1		1'38.082	1'38.606	<b>1'37.953</b>	<b>1'37.953</b>	0.737	0.077	157,153	48
10	<b>45 S. REDDING</b>	GBR	BMW Motorrad WorldSBK Team	BMW M1000RR		1'38.547	1'38.746	<b>1'38.051</b>	<b>1'38.051</b>	0.835	0.098	156,996	47
11	<b>5 P. OETTL</b>	GER	Team GoEleven	Ducati Panigale V4R	IND	1'39.464	1'39.405	<b>1'38.260</b>	<b>1'38.260</b>	1.044	0.209	156,662	45
12	<b>60 M. VAN DER MARK</b>	NED	BMW Motorrad WorldSBK Team	BMW M1000RR		1'39.180	1'38.601	<b>1'38.345</b>	<b>1'38.345</b>	1.129	0.085	156,527	55
13	<b>31 G. GERLOFF</b>	USA	GYTR GRT Yamaha WorldSBK Team	Yamaha YZF R1	IND	1'39.291	1'38.701	<b>1'38.402</b>	<b>1'38.402</b>	1.186	0.057	156,436	52
14	<b>3 K. NOZANE</b>	JPN	GYTR GRT Yamaha WorldSBK Team	Yamaha YZF R1	IND	1'40.617	1'39.485	<b>1'38.417</b>	<b>1'38.417</b>	1.201	0.015	156,412	50
15	<b>44 L. MAHIAS</b>	FRA	Kawasaki Puccetti Racing	Kawasaki ZX-10RR	IND	1'39.410	1'39.411	<b>1'38.422</b>	<b>1'38.422</b>	1.206	0.005	156,404	48
16	<b>97 X. VIERGE</b>	ESP	Team HRC	Honda CBR1000 RR-R		1'39.499	1'38.933	<b>1'38.447</b>	<b>1'38.447</b>	1.231	0.025	156,364	52
17	<b>12 X. FORES</b>	ESP	BARNI Spark Racing Team	Ducati Panigale V4R	IND	1'39.576	1'39.431	<b>1'38.484</b>	<b>1'38.484</b>	1.268	0.037	156,306	44
18	<b>36 L. MERCADO</b>	ARG	MIE Racing Honda Team	Honda CBR1000 RR-R	IND	1'39.975	1'39.829	<b>1'38.654</b>	<b>1'38.654</b>	1.438	0.170	156,036	50
19	<b>50 E. LAVERTY</b>	IRL	Bonovo Action BMW	BMW M1000RR	IND	1'39.354	<b>1'39.096</b>	1'39.209	<b>1'39.096</b>	1.880	0.442	155,340	42
20	<b>52 D. KONIG</b>	CZE	Drelac Racing Verdnatura	Kawasaki ZX-10RR	IND	1'40.561	1'39.977	<b>1'39.226</b>	<b>1'39.226</b>	2.010	0.130	155,137	48
21	<b>27 M. SCHEIB</b>	CHI	MIE Racing Honda Team	Honda CBR1000 RR-R	IND	1'41.780	1'41.110	<b>1'39.659</b>	<b>1'39.659</b>	2.443	0.433	154,463	38
22	<b>39 M. SOLORZA</b>	ARG	TPR Team Pedercini Racing	Kawasaki ZX-10RR	IND	1'43.147	1'42.499	<b>1'41.923</b>	<b>1'41.923</b>	4.707	2.264	151,032	38

22/10/2022

These data/results cannot be reproduced, stored and/or transmitted in whole or in part by any manner of electronic, mechanical, photocopying, recording, broadcasting or otherwise now known or herein after developed without the previous express consent by the copyright owner, except for reproduction in daily press and regular printed publications on sale to the public within 60 days of the event related to those data/results and always provided that copyright symbol appears together as follows below.

© DORNA WSBK ORGANIZATION Srl 2022

## Motul Argentinean Round, 21-23 October 2022

### Best Sectors & Speed Free Practice 3rd Session

San Juan Villicum Circuit 4.276 m

BEST LAP			
1	1	T. RAZGATLIOGLU	Yamaha YZF R1 1'37.216
2	19	A. BAUTISTA	Ducati Panigale V4R 1'37.246
3	22	A. LOWES	Kawasaki ZX-10RR 1'37.417
4	7	I. LECUONA	Honda CBR1000 RR-R 1'37.615
5	65	J. REA	Kawasaki ZX-10RR 1'37.620
6	76	L. BAZ	BMW M1000RR 1'37.713
7	47	A. BASSANI	Ducati Panigale V4R 1'37.830
8	21	M. RINALDI	Ducati Panigale V4R 1'37.876
9	55	A. LOCATELLI	Yamaha YZF R1 1'37.953
10	45	S. REDDING	BMW M1000RR 1'38.051
11	5	P. OETTL	Ducati Panigale V4R 1'38.260
12	60	M. VAN DER MARK	BMW M1000RR 1'38.345
13	31	G. GERLOFF	Yamaha YZF R1 1'38.402
14	3	K. NOZANE	Yamaha YZF R1 1'38.417
15	44	L. MAHIAS	Kawasaki ZX-10RR 1'38.422
16	97	X. VIERGE	Honda CBR1000 RR-R 1'38.447
17	12	X. FORES	Ducati Panigale V4R 1'38.484
18	36	L. MERCADO	Honda CBR1000 RR-R 1'38.654
19	50	E. LAVERTY	BMW M1000RR 1'39.209
20	52	D. KONIG	Kawasaki ZX-10RR 1'39.226
21	27	M. SCHEIB	Honda CBR1000 RR-R 1'39.659
22	39	M. SOLORZA	Kawasaki ZX-10RR 1'41.923

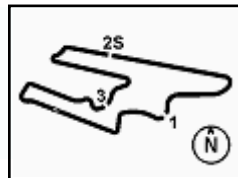
SPEED			
1	97	X. VIERGE	Honda CBR1000 RR-R 317,6
2	19	A. BAUTISTA	Ducati Panigale V4R 314,9
3	1	T. RAZGATLIOGLU	Yamaha YZF R1 314,0
4	60	M. VAN DER MARK	BMW M1000RR 314,0
5	7	I. LECUONA	Honda CBR1000 RR-R 313,0
6	21	M. RINALDI	Ducati Panigale V4R 313,0
7	12	X. FORES	Ducati Panigale V4R 311,2
8	45	S. REDDING	BMW M1000RR 311,2
9	36	L. MERCADO	Honda CBR1000 RR-R 311,2
10	27	M. SCHEIB	Honda CBR1000 RR-R 310,3
11	50	E. LAVERTY	BMW M1000RR 310,3
12	76	L. BAZ	BMW M1000RR 309,5
13	47	A. BASSANI	Ducati Panigale V4R 309,5
14	65	J. REA	Kawasaki ZX-10RR 308,6
15	22	A. LOWES	Kawasaki ZX-10RR 307,7
16	55	A. LOCATELLI	Yamaha YZF R1 307,7
17	5	P. OETTL	Ducati Panigale V4R 306,8
18	3	K. NOZANE	Yamaha YZF R1 305,1
19	44	L. MAHIAS	Kawasaki ZX-10RR 305,1
20	31	G. GERLOFF	Yamaha YZF R1 305,1
21	52	D. KONIG	Kawasaki ZX-10RR 301,7
22	39	M. SOLORZA	Kawasaki ZX-10RR 291,9

SEG. 1			SEG. 2			SEG. 3			SEG. 4						
1	19	A. BAUTISTA	21.254	1	19	A. BAUTISTA	24.892	1	1	T. RAZGATLIOGLU	24.981	1	1	T. RAZGATLIOGLU	25.682
2	65	J. REA	21.274	2	97	X. VIERGE	24.998	2	22	A. LOWES	24.992	2	7	I. LECUONA	25.755
3	1	T. RAZGATLIOGLU	21.292	3	21	M. RINALDI	25.054	3	19	A. BAUTISTA	25.126	3	22	A. LOWES	25.799
4	47	A. BASSANI	21.301	4	47	A. BASSANI	25.094	4	7	I. LECUONA	25.129	4	19	A. BAUTISTA	25.809
5	76	L. BAZ	21.310	5	22	A. LOWES	25.105	5	65	J. REA	25.148	5	55	A. LOCATELLI	25.856
6	21	M. RINALDI	21.339	6	76	L. BAZ	25.144	6	45	S. REDDING	25.229	6	31	G. GERLOFF	25.874
7	7	I. LECUONA	21.376	7	55	A. LOCATELLI	25.157	7	47	A. BASSANI	25.235	7	76	L. BAZ	25.897
8	22	A. LOWES	21.392	8	7	I. LECUONA	25.160	8	21	M. RINALDI	25.325	8	45	S. REDDING	25.907
9	55	A. LOCATELLI	21.421	9	1	T. RAZGATLIOGLU	25.162	9	76	L. BAZ	25.336	9	60	M. VAN DER MARK	25.945
10	31	G. GERLOFF	21.432	10	65	J. REA	25.199	10	55	A. LOCATELLI	25.364	10	21	M. RINALDI	25.947
11	45	S. REDDING	21.463	11	45	S. REDDING	25.210	11	31	G. GERLOFF	25.390	11	65	J. REA	25.965
12	97	X. VIERGE	21.485	12	12	X. FORES	25.219	12	12	X. FORES	25.433	12	44	L. MAHIAS	25.972
13	3	K. NOZANE	21.492	13	60	M. VAN DER MARK	25.231	13	5	P. OETTL	25.440	13	47	A. BASSANI	25.984
14	44	L. MAHIAS	21.501	14	44	L. MAHIAS	25.250	14	3	K. NOZANE	25.446	14	5	P. OETTL	26.052
15	5	P. OETTL	21.504	15	5	P. OETTL	25.264	15	97	X. VIERGE	25.460	15	97	X. VIERGE	26.079
16	36	L. MERCADO	21.528	16	3	K. NOZANE	25.329	16	60	M. VAN DER MARK	25.491	16	36	L. MERCADO	26.104
17	60	M. VAN DER MARK	21.555	17	50	E. LAVERTY	25.330	17	36	L. MERCADO	25.505	17	12	X. FORES	26.129
18	12	X. FORES	21.569	18	36	L. MERCADO	25.420	18	44	L. MAHIAS	25.645	18	3	K. NOZANE	26.150
19	52	D. KONIG	21.597	19	31	G. GERLOFF	25.450	19	52	D. KONIG	25.689	19	50	E. LAVERTY	26.234
20	50	E. LAVERTY	21.647	20	27	M. SCHEIB	25.652	20	50	E. LAVERTY	25.788	20	52	D. KONIG	26.242
21	27	M. SCHEIB	21.743	21	52	D. KONIG	25.676	21	27	M. SCHEIB	25.814	21	27	M. SCHEIB	26.450
22	39	M. SOLORZA	22.268	22	39	M. SOLORZA	26.252	22	39	M. SOLORZA	26.379	22	39	M. SOLORZA	26.821

22/10/2022

These data/results cannot be reproduced, stored and/or transmitted in whole or in part by any manner of electronic, mechanical, photocopying, recording, broadcasting or otherwise now known or herein after developed without the previous express consent by the copyright owner, except for reproduction in daily press and regular printed publications on sale to the public within 60 days of the event related to those data/results and always provided that copyright symbol appears together as follows below.

© DORNA WSBK ORGANIZATION Srl 2022



## Motul Argentinean Round, 21-23 October 2022

### Ideal Times Free Practice 3rd Session

San Juan Villicum Circuit 4.276 m

No. Rider	Nat	Bike	Seg. 1 Diff. 1	Seg. 2 Diff. 2	Seg. 3 Diff. 3	Seg. 4 Diff. 4	Ideal Time Best Lap	Pos.	Diff.
1 19 A. BAUTISTA	ESP	Ducati Panigale V4R	21.254 +0.063	24.892	25.126 +0.102	25.809	1'37.081 1'37.246	2	0.165
2 1 T. RAZGATLIOGLU	TUR	Yamaha YZF R1	21.292 +0.007	25.162 +0.019	24.981 +0.023	25.682 +0.050	1'37.117 1'37.216	1	0.099
3 22 A. LOWES	GBR	Kawasaki ZX-10RR	21.392 +0.122	25.105	24.992	25.799 +0.007	1'37.288 1'37.417	3	0.129
4 7 I. LECUONA	ESP	Honda CBR1000 RR-R	21.376 +0.022	25.160 +0.027	25.129 +0.065	25.755 +0.081	1'37.420 1'37.615	4	0.195
5 65 J. REA	GBR	Kawasaki ZX-10RR	21.274	25.199	25.148	25.965 +0.034	1'37.586 1'37.620	5	0.034
6 47 A. BASSANI	ITA	Ducati Panigale V4R	21.301 +0.042	25.094	25.235	25.984 +0.174	1'37.614 1'37.830	7	0.216
7 21 M. RINALDI	ITA	Ducati Panigale V4R	21.339	25.054	25.325 +0.095	25.947 +0.116	1'37.665 1'37.876	8	0.211
8 76 L. BAZ	FRA	BMW M1000RR	21.310	25.144	25.336	25.897 +0.026	1'37.687 1'37.713	6	0.026
9 55 A. LOCATELLI	ITA	Yamaha YZF R1	21.421 +0.118	25.157	25.364	25.856 +0.037	1'37.798 1'37.953	9	0.155
10 45 S. REDDING	GBR	BMW M1000RR	21.463	25.210	25.229 +0.242	25.907	1'37.809 1'38.051	10	0.242
11 97 X. VIERGE	ESP	Honda CBR1000 RR-R	21.485 +0.233	24.998 +0.153	25.460 +0.039	26.079	1'38.022 1'38.447	16	0.425
12 31 G. GERLOFF	USA	Yamaha YZF R1	21.432 +0.156	25.450 +0.100	25.390	25.874	1'38.146 1'38.402	13	0.256
13 60 M. VAN DER MARK	NED	BMW M1000RR	21.555	25.231	25.491	25.945 +0.123	1'38.222 1'38.345	12	0.123
14 5 P. OETTL	GER	Ducati Panigale V4R	21.504	25.264	25.440	26.052	1'38.260 1'38.260	11	
15 12 X. FORES	ESP	Ducati Panigale V4R	21.569	25.219	25.433 +0.129	26.129 +0.005	1'38.350 1'38.484	17	0.134
16 44 L. MAHIAS	FRA	Kawasaki ZX-10RR	21.501	25.250	25.645 +0.054	25.972	1'38.368 1'38.422	15	0.054
17 3 K. NOZANE	JPN	Yamaha YZF R1	21.492	25.329	25.446	26.150	1'38.417 1'38.417	14	
18 36 L. MERCADO	ARG	Honda CBR1000 RR-R	21.528	25.420 +0.051	25.505 +0.037	26.104 +0.009	1'38.557 1'38.654	18	0.097
19 50 E. LAVERTY	IRL	BMW M1000RR	21.647 +0.040	25.330 +0.025	25.788 +0.041	26.234 +0.104	1'38.999 1'39.209	19	0.210
20 52 D. KONIG	CZE	Kawasaki ZX-10RR	21.597	25.676	25.689 +0.022	26.242	1'39.204 1'39.226	20	0.022
21 27 M. SCHEIB	CHI	Honda CBR1000 RR-R	21.743	25.652	25.814	26.450	1'39.659 1'39.659	21	
22 39 M. SOLORZA	ARG	Kawasaki ZX-10RR	22.268	26.252 +0.009	26.379	26.821 +0.194	1'41.720 1'41.923	22	0.203
<b>Overall Ideal Time</b>			21.254	24.892	24.981	25.682	1'36.809		

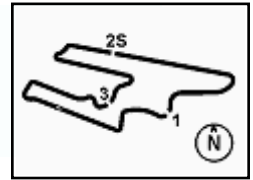
22/10/2022

These data/results cannot be reproduced, stored and/or transmitted in whole or in part by any manner of electronic, mechanical, photocopying, recording, broadcasting or otherwise now known or herein after developed without the previous express consent by the copyright owner, except for reproduction in daily press and regular printed publications on sale to the public within 60 days of the event related to those data/results and always provided that copyright symbol appears together as follows below.

© DORNA WSBK ORGANIZATION Srl 2022

FIGR PERUGIA TIMING





## Motul Argentinean Round, 21-23 October 2022

### Chronological Analysis Free Practice 3rd Session

San Juan Villicum Circuit 4.276 m

1 / 3

1° 1 T. RAZGATLIOGLU [1'37.216]							
Lap	Seg1	Seg2	Seg3	Seg4	Lap Time	km/h	Local Time
1		26.631	25.967	26.625		303,4	10:02'04.974
2	21.648	25.464	25.498	26.241	1'38.851	305,1	10:03'43.825
3	21.574	25.511	25.358	25.989	1'38.432	305,1	10:05'22.257
4	21.399	25.280	25.307	25.996	1'37.982	306,8	10:07'00.239
5	21.393	25.284	25.312	25.922	1'37.911	308,6	10:08'38.150
6	21.812	26.455	25.679	39.213	1'53.159P	303,4	10:10'31.309
7	6'43.538	26.869	26.602	26.401	8'03.410P	298,3	10:18'34.719
8	21.617	26.454	25.959	26.653	1'40.683	288,8	10:20'15.402
9	21.302	25.176	25.021	25.848	1'37.347	308,6	10:21'52.749
10	21.463	25.180	25.336	25.763	1'37.742	<b>314,0</b>	10:23'30.491
11	21.341	25.199	24.995	<b>25.682</b>	1'37.217	307,7	10:25'07.708
12	21.355	25.243	<b>24.981</b>	25.710	1'37.289	309,5	10:26'44.997
13	<b>21.292</b>	<b>25.162</b>	24.993	25.775	1'37.222	308,6	10:28'22.219
14	21.299	25.181	25.004	25.732	<b>1'37.216</b>	306,8	10:29'59.435
15	23.012	26.547	25.825	26.264	1'41.648	300,8	10:31'41.083

2° 19 A. BAUTISTA [1'37.246]							
Lap	Seg1	Seg2	Seg3	Seg4	Lap Time	km/h	Local Time
1		26.117	26.397	26.679		295,9	10:02'02.997
2	21.698	25.326	25.576	26.195	1'38.795	305,9	10:03'41.792
3	21.505	25.038	25.524	26.162	1'38.229	311,2	10:05'20.021
4	21.390	24.976	25.220	26.189	1'37.775	310,3	10:06'57.796
5	21.345	24.992	25.431	25.993	1'37.761	313,0	10:08'35.557
6	21.296	24.959	25.167	26.080	1'37.502	313,0	10:10'13.059
7	21.283	24.953	25.223	25.972	1'37.431	313,0	10:11'50.490
8	<b>21.254</b>	24.979	<b>25.126</b>	26.027	1'37.386	314,0	10:13'27.876
9	21.289	24.977	25.187	26.001	1'37.454	314,0	10:15'05.330
10	21.347	25.016	25.332	25.889	1'37.584	311,2	10:16'42.914
11	21.464	25.136	25.292	25.882	1'37.774	311,2	10:18'20.688
12	21.444	24.998	25.127	26.102	1'37.671	312,1	10:19'58.359
13	21.358	24.950	26.799	40.348	1'53.455P	313,0	10:21'51.814
14	4'11.973	25.393	25.445	26.198	5'29.009P	312,1	10:27'20.823
15	21.415	24.931	25.258	25.934	1'37.538	311,2	10:28'58.361
16	21.317	<b>24.892</b>	25.228	<b>25.809</b>	<b>1'37.246</b>	<b>314,9</b>	10:30'35.607

3° 22 A. LOWES [1'37.417]							
Lap	Seg1	Seg2	Seg3	Seg4	Lap Time	km/h	Local Time
1		26.037	25.786	26.571		299,2	10:02'26.334
2	21.537	25.189	25.609	26.680	1'39.015	294,3	10:04'05.349
3	<b>21.392</b>	25.296	25.352	25.847	1'37.887C	302,5	10:05'43.236
4	21.582	25.264	25.415	<b>25.799</b>	1'38.060	301,7	10:07'21.296
5	21.514	<b>25.105</b>	<b>24.992</b>	25.806	<b>1'37.417</b>	<b>307,7</b>	10:08'58.713
6	21.867	25.277	25.265	25.932	1'38.341	305,1	10:10'37.054
7	21.445	25.111	25.735	38.962	1'51.253P	284,2	10:12'28.307
8	4'32.478	30.026	26.302	26.545	5'55.351CP	292,7	10:18'23.658
9	21.748	25.426	25.428	26.014	1'38.616	302,5	10:20'02.274
10	21.546	25.249	25.193	26.002	1'37.990	304,2	10:21'40.264
11	21.460	25.271	25.400	25.951	1'38.082	305,9	10:23'18.346
12	21.463	25.364	25.372	25.902	1'38.101	303,4	10:24'56.447
13	21.539	25.372	25.468	26.009	1'38.388	305,1	10:26'34.835
14	21.477	25.364	25.400	26.001	1'38.242	305,9	10:28'13.077
15	32.573	27.251	25.601	26.015	1'51.440	<b>307,7</b>	10:30'04.517

4° 71 I. LECUONA [1'37.615]							
Lap	Seg1	Seg2	Seg3	Seg4	Lap Time	km/h	Local Time
1		27.466	27.538	27.069		273,4	10:02'14.333
2	21.876	25.541	25.939	26.299	1'39.655	305,1	10:03'53.988
3	21.595	25.371	25.773	26.120	1'38.859	<b>313,0</b>	10:05'32.847
4	21.604	25.244	26.007	26.472	1'39.327	295,9	10:07'12.174
5	21.856	25.514	25.716	38.563	1'51.649P	311,2	10:09'03.823

6	5'19.168	26.185	26.804	26.560	6'38.717P	286,5	10:15'42.540
7	<b>21.398</b>	<b>25.187</b>	25.194	25.836	<b>1'37.615</b>	309,5	10:17'20.155
8	<b>21.376</b>	<b>25.160</b>	25.356	<b>25.755</b>	1'37.647	308,6	10:18'57.802
9	21.590	25.277	<b>25.129</b>	25.976	1'37.972	309,5	10:20'35.774
10	21.520	25.225	25.334	26.230	1'38.309	311,2	10:22'14.083
11	21.546	25.249	25.513	26.180	1'38.488	312,1	10:23'52.571
12	21.487	25.295	25.716	26.350	1'38.848	309,5	10:25'31.419
13	28.090	26.018	26.498	39.684	2'00.290P	299,2	10:27'31.709
14	3'08.103	54.708	31.206	45.407	5'19.424P	261,5	10:32'51.133

5° 65 J. REA [1'37.620]							
Lap	Seg1	Seg2	Seg3	Seg4	Lap Time	km/h	Local Time
1		26.019	26.503	26.826		301,7	10:02'19.627
2	21.548	25.335	25.657	26.241	1'38.781	305,9	10:03'58.408
3	21.447	25.444	25.503	26.096	1'38.490	304,2	10:05'36.898
4	21.573	25.727	26.225	41.002	1'54.527P	302,5	10:07'31.425
5	3'37.960	25.909	25.719	27.878	4'57.466P	302,5	10:12'28.891
6	21.397	25.228	25.179	26.147	1'37.951	306,8	10:14'06.842
7	21.293	25.245	25.211	<b>25.965</b>	1'37.714	305,1	10:15'44.556
8	22.939	25.887	25.712	39.866	1'54.404P	304,2	10:17'38.960
9	5'32.486	25.821	25.629	26.388	6'50.324P	304,2	10:24'29.284
10	<b>21.274</b>	<b>25.199</b>	<b>25.148</b>	25.999	<b>1'37.620</b>	306,8	10:26'06.904
11	21.348	25.268	25.298	26.115	1'38.029	307,7	10:27'44.933
12	21.416	26.508	25.590	26.365	1'39.879	<b>308,6</b>	10:29'24.812
13	21.390	25.263	25.307	26.056	1'38.016	<b>308,6</b>	10:31'02.828

6° 76 L. BAZ [1'37.713]							
Lap	Seg1	Seg2	Seg3	Seg4	Lap Time	km/h	Local Time
1		27.181	26.979	27.045		262,8	10:02'23.183
2	25.598	25.568	27.084	26.213	1'44.463	305,1	10:04'07.646
3	21.710	25.422	25.601	26.058	1'38.791	306,8	10:05'46.437
4	21.916	25.885	26.223	26.904	1'40.928	307,7	10:07'27.365
5	21.852	25.532	25.879	26.367	1'39.630	306,8	10:09'06.995
6	21.928	25.814	26.220	40.008	1'53.970P	303,4	10:11'00.965
7	6'49.422	27.101	27.047	26.664	8'10.234P	291,1	10:19'11.199
8	21.459	25.292	25.560	<b>25.897</b>	1'38.208	305,9	10:20'49.407
9	<b>21.310</b>	<b>25.144</b>	<b>25.336</b>	25.923	<b>1'37.713</b>	306,8	10:22'27.120
10	30.772	26.800	27.965	26.255	1'51.792	300,0	10:24'18.912
11	27.639	25.598	25.438	26.340	1'45.015	308,6	10:26'03.927
12	21.559	25.478	30.349	40.251	1'57.637P	<b>309,5</b>	10:28'01.564

7° 47 A. BASSANI [1'37.830]							
Lap	Seg1	Seg2	Seg3	Seg4	Lap Time	km/h	Local Time
1		26.497	27.055	27.052		304,2	10:02'09.404
2	22.926	25.815	26.453	26.482	1'41.676	300,0	10:03'51.080
3	21.816	25.525	25.900	26.424	1'39.665	306,8	10:05'30.745
4	28.829	26.240	26.178	39.226	2'00.473P	299,2	10:07'31.218
5	4'24.503	26.277	26.245	26.606	5'43.631P	301,7	10:13'14.849
6	21.613	25.449	25.420	26.116	1'38.598	308,6	10:14'53.447
7	21.421	25.237	25.279	26.068	1'38.005	308,6	10:16'31.452
8	21.343	<b>25.094</b>	<b>25.235</b>	26.158	<b>1'37.830</b>	306,8	10:18'09.282
9	<b>21.301</b>	25.210	25.301	26.162	1'37.974	306,8	10:19'47.256
10	21.462	25.283	25.320	<b>25.984</b>	1'38.049	307,7	10:21'25.305
11	21.613	25.260	25.416	26.123	1'38.412	<b>309,5</b>	10:23'03.717
12	21.541	25.334	25.582	26.339	1'38.796	<b>309,5</b>	10:24'42.513
13	23.493	29.106	27.461	39.477	1'59.537P	294,3	10:26'42.050
14	3'40.079	26.953	26.569	27.285	5'00.886P	291,1	10:31'42.936

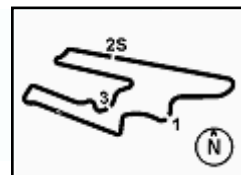
8° 21 M. RINALDI [1'37.876]							
Lap	Seg1	Seg2	Seg3	Seg4	Lap Time	km/h	Local Time
1		27.061	28.930	27.108		270,7	10:02'38.611
2	21.663	25.258	25.647	26.126	1'38.694	307,7	10:04'17.305

22/10/2022 P = Pits In/Out - C = Lap Time Cancelled

These data/results cannot be reproduced, stored and/or transmitted in whole or in part by any manner of electronic, mechanical, photocopying, recording, broadcasting or otherwise now known or herein after developed without the previous express consent by the copyright owner, except for reproduction in daily press and regular printed publications on sale to the public within 60 days of the event related to those data/results and always provided that copyright symbol appears together as follows below.

© DORNA WSBK ORGANIZATION Srl 2022





**Motul Argentinean Round, 21-23 October 2022**  
**Chronological Analysis Free Practice 3rd Session**

Lap	Seg.1	Seg.2	Seg.3	Seg.4	Lap Time	km/h	Local Time
3	21.627	25.177	25.579	26.027	1'38.410	310,3	10:05'55.715
4	21.593	25.197	<b>25.325</b>	<b>25.947</b>	1'38.062	309,5	10:07'33.777
5	21.434	25.212	25.366	25.977	1'37.989	311,2	10:09'11.766
6	25.021	28.445	27.410	39.380	2'00.256P	264,1	10:11'12.022
7	5'23.265	25.786	26.214	26.312	6'41.577P	305,9	10:17'53.599
8	21.515	25.182	25.466	39.541	1'51.704P	308,6	10:19'45.303
9	5'46.234	25.498	26.743	26.639	7'05.114P	<b>313,0</b>	10:26'50.417
10	<b>21.339</b>	<b>25.054</b>	25.420	26.063	<b>1'37.876</b>	<b>313,0</b>	10:28'28.293
11	21.471	25.339	25.491	26.119	1'38.420	310,3	10:30'06.713

Lap	Seg.1	Seg.2	Seg.3	Seg.4	Lap Time	km/h	Local Time
3	21.784	25.256	25.956	26.072	1'39.068	305,1	10:05'28.524
4	21.654	25.287	25.690	26.013	1'38.644	309,5	10:07'07.168
5	21.786	25.588	25.666	26.084	1'39.124	303,4	10:08'46.292
6	21.779	25.266	25.497	<b>25.945</b>	1'38.487	309,5	10:10'24.779
7	21.626	25.320	25.521	26.145	1'38.612	306,8	10:12'03.391
8	<b>21.555</b>	<b>25.231</b>	<b>25.491</b>	26.068	<b>1'38.345</b>	310,3	10:13'41.736
9	21.650	25.307	25.583	26.242	1'38.782	305,1	10:15'20.518
10	21.753	25.365	25.526	26.065	1'38.709	308,6	10:16'59.227
11	21.664	25.272	25.604	26.074	1'38.614	309,5	10:18'37.841
12	21.813	25.309	25.670	26.091	1'38.883	309,5	10:20'16.724
13	21.713	25.356	30.191	30.195	1'47.455C	311,2	10:22'04.179
14	21.707	25.310	25.726	26.357	1'39.100	305,9	10:23'43.279
15	21.707	25.865	25.884	26.124	1'39.580	303,4	10:25'22.859
16	21.759	25.325	30.954	26.834	1'44.872	312,1	10:27'07.731
17	21.686	25.295	25.592	26.115	1'38.688	<b>314,0</b>	10:28'46.419
18	21.748	25.476	25.615	26.079	1'38.918	308,6	10:30'25.337

**9°** **55 A. LOCATELLI (1'37.953)**

Lap	Seg.1	Seg.2	Seg.3	Seg.4	Lap Time	km/h	Local Time
1		26.445	26.188	26.545		300,8	10:05'35.488
2	22.824	25.816	25.930	28.806	1'43.376	303,4	10:07'18.864
3	22.026	25.632	25.806	26.249	1'39.713	304,2	10:08'58.577
4	22.814	25.747	25.869	38.657	1'53.087P	300,0	10:10'51.664
5	6'26.702	25.663	25.763	26.124	7'44.252CP	300,8	10:18'35.916
6	21.494	25.260	25.645	26.051	1'38.450	304,2	10:20'14.366
7	21.463	25.400	25.418	25.967	1'38.248	303,4	10:21'52.614
8	21.455	25.299	25.527	<b>25.856</b>	1'38.137	305,9	10:23'30.751
9	21.539	<b>25.157</b>	<b>25.364</b>	<b>25.893</b>	<b>1'37.953</b>	<b>307,7</b>	10:25'08.704
10	21.464	25.284	25.473	25.904	1'38.125	305,9	10:26'46.829
11	21.586	25.311	25.469	25.945	1'38.311C	305,1	10:28'25.140
12	<b>21.421</b>	25.446	25.397	25.958	1'38.222	304,2	10:30'03.362

**13°** **31 G. GERLOFF (1'38.402)**

Lap	Seg.1	Seg.2	Seg.3	Seg.4	Lap Time	km/h	Local Time
1		27.557	27.046	26.880		288,8	10:02'36.350
2	22.133	25.997	25.984	26.333	1'40.447	299,2	10:04'16.797
3	21.781	25.616	25.915	26.367	1'39.679	298,3	10:05'56.476
4	21.558	25.905	25.789	26.040	1'39.292	300,8	10:07'35.768
5	23.170	26.285	25.662	26.315	1'41.432	302,5	10:09'17.200
6	21.598	25.549	25.627	26.524	1'39.298	300,8	10:10'56.498
7	21.538	26.275	25.584	26.118	1'39.515	301,7	10:12'36.013
8	22.071	26.288	28.418	38.910	1'55.687P	300,8	10:14'31.700
9	4'42.013	26.052	25.680	26.092	5'59.837P	299,2	10:20'31.537
10	21.625	25.622	25.506	26.145	1'38.898	304,2	10:22'10.435
11	<b>21.432</b>	25.534	25.430	26.238	1'38.634	304,2	10:23'49.069
12	21.628	<b>25.450</b>	25.416	26.034	1'38.528	304,2	10:25'27.597
13	21.588	25.550	<b>25.390</b>	<b>25.874</b>	<b>1'38.402</b>	<b>305,1</b>	10:27'05.999
14	25.460	26.176	25.907	26.168	1'43.711	303,4	10:28'49.710
15	21.530	25.466	25.430	25.978	1'38.404	303,4	10:30'28.114

**10°** **45 S. REDDING (1'38.051)**

Lap	Seg.1	Seg.2	Seg.3	Seg.4	Lap Time	km/h	Local Time
1		26.415	26.387	26.397		291,1	10:02'27.901
2	21.802	25.341	25.574	25.919	1'38.636	307,7	10:04'06.537
3	21.643	25.426	25.439	26.119	1'38.627	305,1	10:05'45.164
4	<b>21.463</b>	<b>25.210</b>	25.471	<b>25.907</b>	<b>1'38.051</b>	304,2	10:07'23.215
5	21.767	25.260	25.414	26.114	1'38.555	309,5	10:09'01.770
6	21.645	25.284	25.420	25.910	1'38.259	308,6	10:10'40.029
7	21.597	25.327	25.870	26.610	1'39.404	306,8	10:12'19.433
8	21.602	25.337	25.290	26.270	1'38.499	308,6	10:13'57.932
9	21.774	26.779	25.590	38.311	1'52.454P	304,2	10:15'50.386
10	7'13.380	26.063	26.378	26.268	8'32.089P	307,7	10:24'22.475
11	22.231	25.549	28.536	28.585	1'44.901	308,6	10:26'07.376
12	21.575	25.238	<b>25.229</b>	25.905	1'37.947C	<b>311,2</b>	10:27'45.323
13	21.625	25.386	25.449	26.125	1'38.585	309,5	10:29'23.908
14	21.543	25.421	25.379	26.089	1'38.432	304,2	10:31'02.340

**14°** **3 K. NOZANE (1'38.417)**

Lap	Seg.1	Seg.2	Seg.3	Seg.4	Lap Time	km/h	Local Time
1		27.070	27.181	27.187		279,8	10:02'09.738
2	22.316	25.917	26.487	26.639	1'41.359	298,3	10:03'51.097
3	22.091	25.540	26.100	26.396	1'40.127	300,0	10:05'31.224
4	21.955	25.973	26.136	26.688	1'40.752	296,7	10:07'11.976
5	21.952	25.875	25.932	26.625	1'40.384	<b>305,1</b>	10:08'52.360
6	29.423	28.051	27.636	45.861	2'10.971P	277,6	10:11'03.331
7	6'55.914	33.005	30.069	33.234	8'32.222P	225,9	10:19'35.553
8	21.933	25.595	25.690	26.158	1'39.376C	299,2	10:21'14.929
9	<b>21.492</b>	<b>25.329</b>	<b>25.446</b>	<b>26.150</b>	<b>1'38.417</b>	301,7	10:22'53.346
10	21.619	25.345	25.590	26.286	1'38.840	303,4	10:24'32.186
11	21.660	25.516	25.674	26.292	1'39.142	299,2	10:26'11.328
12	21.684	25.644	26.063	26.330	1'39.721	302,5	10:27'51.049
13	21.773	25.880	25.884	26.387	1'39.924	300,8	10:29'30.973
14	21.819	26.151	26.103	26.636	1'40.709	297,5	10:31'11.682

**11°** **5 P. OETTL (1'38.260)**

Lap	Seg.1	Seg.2	Seg.3	Seg.4	Lap Time	km/h	Local Time
1		27.199	27.212	26.813		251,2	10:02'23.440
2	23.771	25.937	26.369	26.622	1'42.699	277,6	10:04'06.139
3	21.916	25.787	25.874	26.398	1'39.975	300,8	10:05'46.114
4	21.744	25.474	25.719	26.440	1'39.377	304,2	10:07'25.491
5	21.721	25.286	25.905	26.887	1'39.799	304,2	10:09'05.290
6	21.825	25.374	25.726	26.428	1'39.353	302,5	10:10'44.643
7	22.403	25.757	26.069	38.711	1'52.940P	300,8	10:12'37.583
8	7'24.217	25.800	25.619	26.068	8'41.704P	304,2	10:21'19.287
9	<b>21.504</b>	<b>25.264</b>	<b>25.440</b>	<b>26.052</b>	<b>1'38.260</b>	<b>306,8</b>	10:22'57.547
10	21.574	25.286	25.873	32.776	1'45.509	304,2	10:24'43.056
11	21.749	25.373	25.674	26.181	1'38.977	305,1	10:26'22.033
12	21.695	25.454	25.878	26.255	1'39.282	305,1	10:28'01.315
13	25.642	26.138	28.647	39.749	2'00.176P	291,1	10:30'01.491

**15°** **44 L. MAHIAS (1'38.422)**

Lap	Seg.1	Seg.2	Seg.3	Seg.4	Lap Time	km/h	Local Time
1		25.901	26.583	26.679		286,5	10:02'19.807
2	21.625	25.490	25.736	26.079	1'38.930	295,1	10:03'58.737
3	<b>21.501</b>	<b>25.250</b>	25.699	<b>25.972</b>	<b>1'38.422</b>	298,3	10:05'37.159
4	21.644	25.577	26.215	26.558	1'39.994	296,7	10:07'17.153
5	21.821	25.602	25.710	26.144	1'39.277	298,3	10:08'56.430
6	21.849	25.638	25.853	26.440	1'39.780	302,5	10:10'36.210
7	21.664	25.624	<b>25.645</b>	26.252	1'39.185	298,3	10:12'15.395
8	25.960	27.640	26.947	40.501	2'01.048P	289,5	10:14'16.443
9	6'26.353	26.995	26.709	26.807	7'46.864P	277,6	10:22'03.307

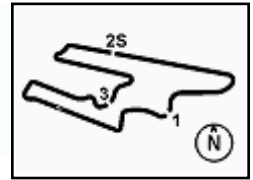
**12°** **60 M. VAN DER MARK (1'38.345)**

Lap	Seg.1	Seg.2	Seg.3	Seg.4	Lap Time	km/h	Local Time
1		28.172	27.356	26.802		279,1	10:02'07.157
2	22.319	25.686	27.881	26.413	1'42.299	306,8	10:03'49.456

22/10/2022 P = Pits In/Out - C = Lap Time Cancelled

These data/results cannot be reproduced, stored and/or transmitted in whole or in part by any manner of electronic, mechanical, photocopying, recording, broadcasting or otherwise now known or herein after developed without the previous express consent by the copyright owner, except for reproduction in daily press and regular printed publications on sale to the public within 60 days of the event related to those data/results and always provided that copyright symbol appears together as follows below.

© DORNA WSBK ORGANIZATION Srl 2022



## Motul Argentinean Round, 21-23 October 2022

### Chronological Analysis Free Practice 3rd Session

San Juan Villicum Circuit 4.276 m

3 / 3

10	21.894	25.645	25.826	26.355	1'39.720	298,3	10:23'43.027
11	22.795	25.779	25.919	26.570	1'41.063	300,8	10:25'24.090
12	21.970	25.668	25.707	26.530	1'39.875	<b>305,1</b>	10:27'03.965
13	21.883	25.793	25.664	26.272	1'39.612	300,0	10:28'43.577
14	27.033	26.604	25.938	42.405	2'01.980P	298,3	10:30'45.557

4	21.733	25.492	26.091	26.477	1'39.793	<b>310,3</b>	10:07'12.115
5	22.268	25.698	26.979	39.809	1'54.754P	289,5	10:09'06.869
6	6'31.725	26.742	28.380	<b>26.234</b>	7'53.081P	296,7	10:16'59.950
7	21.687	25.355	25.829	26.338	<b>1'39.209</b>	305,1	10:18'39.159
8	<b>21.647</b>	25.405	<b>25.788</b>	26.418	1'39.258	306,8	10:20'18.417
9	24.822	26.375	26.558	39.268	1'57.023P	296,7	10:22'15.440
10	4'18.986	26.265	28.863	26.924	5'41.038P	291,9	10:27'56.478
11	21.882	<b>25.330</b>	25.946	26.299	1'39.457	306,8	10:29'35.935
12	21.737	25.479	25.797	26.325	1'39.338	305,9	10:31'15.273

#### 16° 97 X. VIERGE (1'38.447)

Lap	Seg1	Seg2	Seg3	Seg4	Lap Time	km/h	Local Time
1		27.073	28.065	27.033		252,9	10:02'24.232
2	22.159	25.478	26.439	27.008	1'41.084	311,2	10:04'05.316
3	22.210	25.223	25.854	26.715	1'40.002	311,2	10:05'45.318
4	21.901	25.235	26.016	26.591	1'39.743	298,3	10:07'25.061
5	21.870	25.359	25.953	26.680	1'39.862	314,0	10:09'04.923
6	21.895	25.354	25.838	26.438	1'39.525	314,9	10:10'44.448
7	21.970	25.441	27.681	40.191	1'55.283P	312,1	10:12'39.731
8	5'37.539	25.594	25.895	26.390	6'55.418P	308,6	10:19'35.149
9	21.699	25.072	25.532	26.219	1'38.522	<b>317,6</b>	10:21'13.671
10	21.718	25.151	25.499	<b>26.079</b>	<b>1'38.447</b>	315,8	10:22'52.118
11	21.647	<b>24.998</b>	25.561	26.260	1'38.466	314,9	10:24'30.584
12	<b>21.485</b>	25.148	<b>25.460</b>	26.458	1'38.551	316,7	10:26'09.135
13	22.203	30.603	27.022	26.790	1'46.618	290,3	10:27'55.753
14	22.166	25.474	27.288	26.750	1'41.678	313,0	10:29'37.431
15	21.890	25.725	26.291	26.921	1'40.827	310,3	10:31'18.258

#### 20° 52 O. KONIG (1'39.226)

Lap	Seg1	Seg2	Seg3	Seg4	Lap Time	km/h	Local Time
1		26.908	27.625	28.096		274,1	10:02'05.965
2	22.509	31.890	30.266	29.407	1'54.072	257,8	10:04'00.037
3	22.146	25.930	26.460	26.533	1'41.069	300,8	10:05'41.106
4	21.860	25.912	25.779	26.494	1'40.045	296,7	10:07'21.151
5	22.037	25.707	25.731	26.670	1'40.145	300,8	10:09'01.296
6	28.612	28.521	27.030	39.940	2'04.103P	281,3	10:11'05.399
7	5'02.406	25.984	26.115	26.967	6'21.472P	296,7	10:17'26.871
8	21.830	25.872	25.915	26.559	1'40.176	294,3	10:19'07.047
9	21.897	26.089	<b>25.689</b>	29.298	1'42.973	294,3	10:20'50.020
10	21.928	25.817	25.827	39.846	1'53.418P	298,3	10:22'43.438
11	3'20.957	25.825	25.925	26.333	4'39.040P	<b>301,7</b>	10:27'22.478
12	<b>21.597</b>	<b>25.676</b>	25.711	<b>26.242</b>	<b>1'39.226</b>	300,0	10:29'01.704
13	21.807	25.756	25.861	26.327	1'39.751	297,5	10:30'41.455

#### 17° 12 X. FORES (1'38.484)

Lap	Seg1	Seg2	Seg3	Seg4	Lap Time	km/h	Local Time
1		26.806	28.036	27.288		298,3	10:02'04.564
2	21.928	25.686	26.048	26.393	1'40.055	284,2	10:03'44.619
3	21.980	25.372	25.679	26.400	1'39.431	304,2	10:05'24.050
4	21.868	25.493	25.645	26.331	1'39.337	305,1	10:07'03.387
5	21.668	25.309	25.683	26.378	1'39.038	305,9	10:08'42.425
6	21.623	25.413	27.742	40.928	1'55.706P	305,9	10:10'38.131
7	8'23.883	25.876	25.895	26.438	9'42.092P	303,4	10:20'20.223
8	22.263	29.974	28.735	29.651	1'50.623	291,1	10:22'10.846
9	21.850	25.345	<b>25.433</b>	26.236	1'38.864	310,3	10:23'49.710
10	21.669	25.243	25.525	<b>26.129</b>	1'38.566	310,3	10:25'28.276
11	<b>21.569</b>	<b>25.219</b>	25.562	26.134	<b>1'38.484</b>	<b>311,2</b>	10:27'06.760
12	21.656	25.294	25.524	26.379	1'38.853	308,6	10:28'45.613
13	26.398	25.647	25.878	26.492	1'44.415	301,7	10:30'30.028

#### 21° 27 M. SCHEIB (1'39.659)

Lap	Seg1	Seg2	Seg3	Seg4	Lap Time	km/h	Local Time
1		27.653	26.706	27.131		295,1	10:02'06.466
2	22.402	25.759	26.407	26.730	1'41.298	300,8	10:03'47.764
3	22.189	25.833	26.181	26.596	1'40.799	300,0	10:05'28.563
4	22.238	25.772	26.007	26.631	1'40.648	300,8	10:07'09.211
5	22.140	25.818	25.924	26.604	1'40.486	302,5	10:08'49.697
6	26.554	49.745	28.038	39.578	2'23.915P	105,3	10:11'13.612
7	8'21.225	26.059	26.315	26.795	9'40.394P	302,5	10:20'54.006
8	<b>21.743</b>	<b>25.652</b>	<b>25.814</b>	<b>26.450</b>	<b>1'39.659</b>	<b>310,3</b>	10:22'33.665
9	22.066	25.728	25.895	26.576	1'40.265	300,0	10:24'13.930
10	21.929	25.785	25.955	26.647	1'40.316	301,7	10:25'54.246
11	26.980	26.709	26.545	27.313	1'47.547	300,8	10:27'41.793
12	22.009	26.009	26.109	40.393	1'54.520P	302,5	10:29'36.313

#### 18° 36 L. MERCADO (1'38.654)

Lap	Seg1	Seg2	Seg3	Seg4	Lap Time	km/h	Local Time
1		27.344	26.867	26.983		280,5	10:02'06.534
2	22.183	25.736	26.013	26.497	1'40.429	309,5	10:03'46.963
3	21.764	25.684	25.793	26.264	1'39.505	302,5	10:05'26.468
4	21.735	25.663	25.817	26.282	1'39.497	303,4	10:07'05.965
5	21.759	26.158	25.816	26.521	1'40.254	303,4	10:08'46.219
6	22.070	25.503	25.725	26.369	1'39.667	307,7	10:10'25.886
7	21.905	25.665	25.695	26.365	1'39.630	306,8	10:12'05.516
8	23.058	26.147	27.073	39.870	1'56.148P	296,7	10:14'01.664
9	7'47.228	26.577	26.381	26.471	9'06.657P	304,2	10:23'08.321
10	21.832	<b>25.420</b>	<b>25.505</b>	<b>26.104</b>	1'38.861	310,3	10:24'47.182
11	<b>21.528</b>	25.471	25.542	26.113	<b>1'38.654</b>	306,8	10:26'25.836
12	21.615	25.487	28.212	26.450	1'41.764	<b>311,2</b>	10:28'07.600
13	21.628	25.489	27.634	26.949	1'41.700	305,1	10:29'49.300
14	21.687	25.689	25.847	26.687	1'39.910	304,2	10:31'29.210

#### 22° 39 M. SOLORZA (1'41.923)

Lap	Seg1	Seg2	Seg3	Seg4	Lap Time	km/h	Local Time
1		27.689	27.416	27.516		268,0	10:02'08.151
2	22.544	29.633	30.881	29.306	1'52.364	210,5	10:04'00.515
3	22.426	26.346	26.734	26.955	1'42.461	288,8	10:05'42.976
4	22.542	26.390	26.421	27.147	1'42.500	288,0	10:07'25.476
5	22.467	<b>26.252</b>	26.726	<b>26.821</b>	1'42.266	<b>291,9</b>	10:09'07.742
6	25.622	27.591	33.748	39.214	2'06.175P	243,8	10:11'13.917
7	4'57.634	26.643	26.977	27.189	6'18.443P	285,0	10:17'32.360
8	22.567	26.511	26.481	27.190	1'42.749	286,5	10:19'15.109
9	22.326	26.292	26.435	27.017	1'42.070	288,0	10:20'57.179
10	<b>22.268</b>	26.261	<b>26.379</b>	27.015	<b>1'41.923</b>	289,5	10:22'39.102
11	26.764	31.139	35.070	43.042	2'16.015P	139,5	10:24'55.117

#### 19° 50 E. LAVERTY (1'39.209)

Lap	Seg1	Seg2	Seg3	Seg4	Lap Time	km/h	Local Time
1		26.768	27.869	28.092		280,5	10:02'07.066
2	22.248	26.058	29.166	28.001	1'45.473	294,3	10:03'52.539
3	21.795	25.558	25.945	26.485	1'39.783	305,1	10:05'32.322

22/10/2022 P = Pits In/Out - C = Lap Time Cancelled

These data/results cannot be reproduced, stored and/or transmitted in whole or in part by any manner of electronic, mechanical, photocopying, recording, broadcasting or otherwise now known or herein after developed without the previous express consent by the copyright owner, except for reproduction in daily press and regular printed publications on sale to the public within 60 days of the event related to those data/results and always provided that copyright symbol appears together as follows below.

© DORNA WSBK ORGANIZATION Srl 2022