

Motul Argentinean Round, 21-23 October 2022

Results Tissot Superpole

1 / 2

No.	Rider	Nat	Team	Bike	Class	Time	Gap	Rel.	Laps	Speed	
										Avg	Max
1	1 T. RAZGATLIOGLU	TUR	Pata Yamaha with Brixx WorldSBK	Yamaha YZF R1		1'36.216			6	159,990	311,2
2	65 J. REA	GBR	Kawasaki Racing Team WorldSBK	Kawasaki ZX-10RR		1'36.449	0.233	0.233	6	159,604	308,6
3	19 A. BAUTISTA	ESP	Aruba.it Racing - Ducati	Ducati Panigale V4R		1'36.671	0.455	0.222	7	159,237	319,5
4	7 I. LECUONA	ESP	Team HRC	Honda CBR1000 RR-R		1'36.953	0.737	0.282	6	158,774	313,0
5	45 S. REDDING	GBR	BMW Motorrad WorldSBK Team	BMW M1000RR		1'36.974	0.758	0.021	6	158,739	314,0
6	76 L. BAZ	FRA	Bonovo Action BMW	BMW M1000RR	IND	1'37.027	0.811	0.053	6	158,653	310,3
7	47 A. BASSANI	ITA	Motocorsa Racing	Ducati Panigale V4R	IND	1'37.031	0.815	0.004	7	158,646	310,3
8	21 M. RINALDI	ITA	Aruba.it Racing - Ducati	Ducati Panigale V4R		1'37.066	0.850	0.035	7	158,589	314,9
9	22 A. LOWES	GBR	Kawasaki Racing Team WorldSBK	Kawasaki ZX-10RR		1'37.122	0.906	0.056	6	158,498	308,6
10	97 X. VIERGE	ESP	Team HRC	Honda CBR1000 RR-R		1'37.159	0.943	0.037	6	158,437	316,7
11	55 A. LOCATELLI	ITA	Pata Yamaha with Brixx WorldSBK	Yamaha YZF R1		1'37.347	1.131	0.188	6	158,131	310,3
12	31 G. GERLOFF	USA	GYTR GRT Yamaha WorldSBK Team	Yamaha YZF R1	IND	1'37.399	1.183	0.052	6	158,047	304,2
13	44 L. MAHIAS	FRA	Kawasaki Puccetti Racing	Kawasaki ZX-10RR	IND	1'37.634	1.418	0.235	5	157,666	300,0
14	60 M. VAN DER MARK	NED	BMW Motorrad WorldSBK Team	BMW M1000RR		1'37.770	1.554	0.136	7	157,447	314,0
15	3 K. NOZANE	JPN	GYTR GRT Yamaha WorldSBK Team	Yamaha YZF R1	IND	1'38.108	1.892	0.338	6	156,905	305,1
16	12 X. FORES	ESP	BARNI Spark Racing Team	Ducati Panigale V4R	IND	1'38.119	1.903	0.011	7	156,887	310,3
17	5 P. OETTL	GER	Team GoEleven	Ducati Panigale V4R	IND	1'38.149	1.933	0.030	6	156,839	307,7
18	50 E. LAVERTY	IRL	Bonovo Action BMW	BMW M1000RR	IND	1'38.153	1.937	0.004	6	156,833	310,3
19	36 L. MERCADO	ARG	MIE Racing Honda Team	Honda CBR1000 RR-R	IND	1'38.184	1.968	0.031	6	156,783	312,1
20	52 O. KONIG	CZE	Orelac Racing Verdatura	Kawasaki ZX-10RR	IND	1'38.683	2.467	0.499	6	155,990	301,7
21	27 M. SCHEIB	CHI	MIE Racing Honda Team	Honda CBR1000 RR-R	IND	1'39.225	3.009	0.542	6	155,138	307,7
22	39 M. SOLORZA	ARG	TPR Team Pedercini Racing	Kawasaki ZX-10RR	IND	1'40.750	4.534	1.525	6	152,790	292,7

Qualifying Lap Time (105% of 1'36.216): 1'41.027

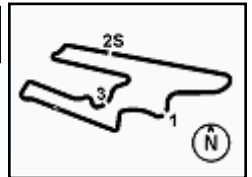
AIR	Humidity:	46%	Temp:	16°C
TRACK	Condition:	Dry	Temp:	41°C

Records	Pole	(SP)	2021	S.Redding	1'37.617	157,690	Km/h
	Race	(SPRC)	2021	S.Redding	1'37.345	158,130	Km/h
	All Times	(FP3)	2022	T.Razgatioglu	1'37.216	158,340	Km/h

Start 12:10 End 12:34 The results are provisional until the end of the time limit for protests and appeals and the completion of the technical checks.

These data/results cannot be reproduced, stored and/or transmitted in whole or in part by any manner of electronic, mechanical, photocopying, recording, broadcasting or otherwise now known or herein after developed without the previous express consent by the copyright owner, except for reproduction in daily press and regular printed publications on sale to the public within 60 days of the event related to those data/results and always provided that copyright symbol appears together as follows below.

© DORNA WSBK ORGANIZATION Srl 2022



Motul Argentinean Round, 21-23 October 2022

Results Tissot Superpole

Session Highlights

Local Time	No. Rider	Description
12.10.00		Start
12.11.42	19 A. BAUTISTA	Racelink NOT working
12.14.27		New All Time Lap Record
12.16.04	3 K. NOZANE	Lap Cancelled [1'39.027] - Exceeded Track Limits - Turn 17
12.16.59	60 M. VAN DER MARK	Lap Cancelled [1'38.073] - Exceeded Track Limits - Turn 17
12.17.09	47 A. BASSANI	Lap Cancelled [1'37.447] - Exceeded Track Limits - Turn 17
12.18.35	7 I. LECUONA	Lap Cancelled [1'37.408] - Exceeded Track Limits - Turn 14
12.24.06	36 L. MERCADO	Lap Cancelled [4'35.772] - Exceeded Track Limits - Turn 17
12.25.17	76 L. BAZ	Crashed - Turn 2
12.25.46	76 L. BAZ	Re-joined
12.28.44	60 M. VAN DER MARK	Lap Cancelled [1'37.916] - Exceeded Track Limits - Turn 17
12.28.56	19 A. BAUTISTA	Lap Cancelled [1'37.591] - Exceeded Track Limits - Turn 17
12.34.53		End Of Session
12.44.26	12 X. FORES	Lap Cancelled [1'37.908] - Exceeded Track Limits - Turn 17

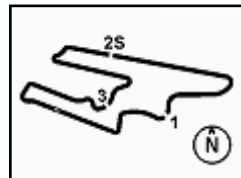
Fastest Laps Sequence

No.	Rider	Nat	Team	Bike	Local Time	Time	Gap	Avg
19	A. BAUTISTA	ESP	Aruba.it Racing - Ducati	Ducati Panigale V4R	12:13'35.238	1'37.459		157,949
47	A. BASSANI	ITA	Motocorsa Racing	Ducati Panigale V4R	12:13'56.054	1'37.402	-0.057	158,042
1	T. RAZGATLIOGLU	TUR	Pata Yamaha with Brixx WorldSBK	Yamaha YZF R1	12:14'19.696	1'36.687	-0.715	159,211
19	A. BAUTISTA	ESP	Aruba.it Racing - Ducati	Ducati Panigale V4R	12:22'53.276	1'36.671	-0.016	159,237
65	J. REA	GBR	Kawasaki Racing Team WorldSBK	Kawasaki ZX-10RR	12:23'52.561	1'36.449	-0.222	159,604
1	T. RAZGATLIOGLU	TUR	Pata Yamaha with Brixx WorldSBK	Yamaha YZF R1	12:26'19.401	1'36.216	-0.233	159,990

Start 12:10 End 12:34 The results are provisional until the end of the time limit for protests and appeals and the completion of the technical checks.

These data/results cannot be reproduced, stored and/or transmitted in whole or in part by any manner of electronic, mechanical, photocopying, recording, broadcasting or otherwise now known or herein after developed without the previous express consent by the copyright owner, except for reproduction in daily press and regular printed publications on sale to the public within 60 days of the event related to those data/results and always provided that copyright symbol appears together as follows below.

© DORNA WSBK ORGANIZATION Srl 2022



Motul Argentinean Round, 21-23 October 2022

Starting Grid - Race 1 [21 Laps x 4,276 km = 89,796 km]

San Juan Villicum Circuit 4.276 m

19 BAUTISTA A. Ducati 1'36.671			2 65 REA J. Kawasaki 1'36.449			1 1 RAZGATLIOGLU T. Yamaha 1'36.216			1
6 76 BAZ L. BMW 1'37.027			5 45 REDDING S. BMW 1'36.974			4 7 LECUONA I. Honda 1'36.953			2
9 22 LOWES A. Kawasaki 1'37.122			8 21 RINALDI M. Ducati 1'37.066			7 47 BASSANI A. Ducati 1'37.031			3
12 31 GERLOFF G. Yamaha 1'37.399			11 55 LOCATELLI A. Yamaha 1'37.347			10 97 VIERGE X. Honda 1'37.159			4
15 3 NOZANE K. Yamaha 1'38.108			14 60 VAN DER MARK M. BMW 1'37.770			13 44 MAHIAS L. Kawasaki 1'37.634			5
18 36 MERCADO L. Honda 1'38.184			17 50 LAVERTY E. BMW 1'38.153			16 12 FORES X. Ducati 1'38.119			6
21 27 SCHEIB M. Honda 1'39.225			20 * 5 OETTL P. Ducati 1'38.149			19 52 KONIG O. Kawasaki 1'38.683			7
						22 39 SOLORZA M. Kawasaki 1'40.750			8

N.5 (Oettl P.) has been penalized with a 3 grid positions for slow riding (art.1.211 - 1.21.5)

22/10/2022 The Race Director

* = Penalized

These data/results cannot be reproduced, stored and/or transmitted in whole or in part by any manner of electronic, mechanical, photocopying, recording, broadcasting or otherwise now known or herein after developed without the previous express consent by the copyright owner, except for reproduction in daily press and regular printed publications on sale to the public within 60 days of the event related to those data/results and always provided that copyright symbol appears together as follows below. © DORNA WSBK ORGANIZATION Srl 2022

Motul Argentinean Round, 21-23 October 2022

Best Sectors & Speed Tissot Superpole

San Juan Villicum Circuit 4.276 m

BEST LAP			
1	1	T. RAZGATLIOGLU	Yamaha YZF R1 1'36.216
2	65	J. REA	Kawasaki ZX-10RR 1'36.449
3	19	A. BAUTISTA	Ducati Panigale V4R 1'36.671
4	7	I. LECUONA	Honda CBR1000 RR-R 1'36.953
5	45	S. REDDING	BMW M1000RR 1'36.974
6	76	L. BAZ	BMW M1000RR 1'37.027
7	47	A. BASSANI	Ducati Panigale V4R 1'37.031
8	21	M. RINALDI	Ducati Panigale V4R 1'37.066
9	22	A. LOWES	Kawasaki ZX-10RR 1'37.122
10	97	X. VIERGE	Honda CBR1000 RR-R 1'37.159
11	55	A. LOCATELLI	Yamaha YZF R1 1'37.347
12	31	G. GERLOFF	Yamaha YZF R1 1'37.399
13	44	L. MAHIAS	Kawasaki ZX-10RR 1'37.634
14	60	M. VAN DER MARK	BMW M1000RR 1'37.770
15	3	K. NOZANE	Yamaha YZF R1 1'38.108
16	12	X. FORES	Ducati Panigale V4R 1'38.119
17	5	P. DETTL	Ducati Panigale V4R 1'38.149
18	50	E. LAVERTY	BMW M1000RR 1'38.153
19	36	L. MERCADO	Honda CBR1000 RR-R 1'38.184
20	52	D. KONIG	Kawasaki ZX-10RR 1'38.683
21	27	M. SCHEIB	Honda CBR1000 RR-R 1'39.225
22	39	M. SOLORZA	Kawasaki ZX-10RR 1'40.750

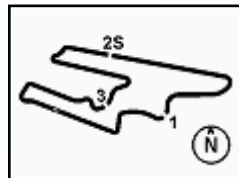
SPEED			
1	19	A. BAUTISTA	Ducati Panigale V4R 319,5
2	97	X. VIERGE	Honda CBR1000 RR-R 316,7
3	21	M. RINALDI	Ducati Panigale V4R 314,9
4	45	S. REDDING	BMW M1000RR 314,0
5	60	M. VAN DER MARK	BMW M1000RR 314,0
6	7	I. LECUONA	Honda CBR1000 RR-R 313,0
7	36	L. MERCADO	Honda CBR1000 RR-R 312,1
8	1	T. RAZGATLIOGLU	Yamaha YZF R1 311,2
9	12	X. FORES	Ducati Panigale V4R 310,3
10	50	E. LAVERTY	BMW M1000RR 310,3
11	55	A. LOCATELLI	Yamaha YZF R1 310,3
12	47	A. BASSANI	Ducati Panigale V4R 310,3
13	76	L. BAZ	BMW M1000RR 310,3
14	65	J. REA	Kawasaki ZX-10RR 308,6
15	22	A. LOWES	Kawasaki ZX-10RR 308,6
16	27	M. SCHEIB	Honda CBR1000 RR-R 307,7
17	5	P. DETTL	Ducati Panigale V4R 307,7
18	3	K. NOZANE	Yamaha YZF R1 305,1
19	31	G. GERLOFF	Yamaha YZF R1 304,2
20	52	D. KONIG	Kawasaki ZX-10RR 301,7
21	44	L. MAHIAS	Kawasaki ZX-10RR 300,0
22	39	M. SOLORZA	Kawasaki ZX-10RR 292,7

SEG. 1		SEG. 2		SEG. 3		SEG. 4		
1	1 T. RAZGATLIOGLU	20.990	1	19 A. BAUTISTA	24.651	1	76 L. BAZ	25.510
2	65 J. REA	21.039	2	97 X. VIERGE	24.803	2	65 J. REA	25.542
3	7 I. LECUONA	21.157	3	7 I. LECUONA	24.889	3	1 T. RAZGATLIOGLU	25.571
4	22 A. LOWES	21.181	4	21 M. RINALDI	24.935	4	19 A. BAUTISTA	25.578
5	45 S. REDDING	21.185	5	65 J. REA	24.973	5	47 A. BASSANI	25.581
6	19 A. BAUTISTA	21.208	6	47 A. BASSANI	24.973	6	44 L. MAHIAS	25.638
7	76 L. BAZ	21.232	7	1 T. RAZGATLIOGLU	24.981	7	45 S. REDDING	25.666
8	31 G. GERLOFF	21.291	8	76 L. BAZ	25.008	8	7 I. LECUONA	25.677
9	97 X. VIERGE	21.304	9	60 M. VAN DER MARK	25.026	9	22 A. LOWES	25.698
10	21 M. RINALDI	21.316	10	22 A. LOWES	25.043	10	55 A. LOCATELLI	25.747
11	55 A. LOCATELLI	21.321	11	45 S. REDDING	25.045	11	31 G. GERLOFF	25.795
12	47 A. BASSANI	21.328	12	55 A. LOCATELLI	25.056	12	21 M. RINALDI	25.807
13	50 E. LAVERTY	21.372	13	12 X. FORES	25.070	13	60 M. VAN DER MARK	25.820
14	5 P. DETTL	21.413	14	5 P. DETTL	25.118	14	97 X. VIERGE	25.894
15	44 L. MAHIAS	21.416	15	50 E. LAVERTY	25.130	15	5 P. DETTL	25.898
16	12 X. FORES	21.420	16	44 L. MAHIAS	25.189	16	3 K. NOZANE	25.911
17	60 M. VAN DER MARK	21.424	17	31 G. GERLOFF	25.196	17	50 E. LAVERTY	25.951
18	36 L. MERCADO	21.483	18	3 K. NOZANE	25.279	18	36 L. MERCADO	25.959
19	52 D. KONIG	21.511	19	36 L. MERCADO	25.324	19	12 X. FORES	26.011
20	3 K. NOZANE	21.539	20	52 D. KONIG	25.520	20	27 M. SCHEIB	26.195
21	27 M. SCHEIB	21.795	21	27 M. SCHEIB	25.595	21	52 D. KONIG	26.196
22	39 M. SOLORZA	22.044	22	39 M. SOLORZA	25.947	22	39 M. SOLORZA	26.764

22/10/2022

These data/results cannot be reproduced, stored and/or transmitted in whole or in part by any manner of electronic, mechanical, photocopying, recording, broadcasting or otherwise now known or herein after developed without the previous express consent by the copyright owner, except for reproduction in daily press and regular printed publications on sale to the public within 60 days of the event related to those data/results and always provided that copyright symbol appears together as follows below.

© DORNA WSBK ORGANIZATION Srl 2022



Motul Argentinean Round, 21-23 October 2022

Ideal Times Tissot Superpole

No.	Rider	Nat	Bike	Seg. 1	Seg. 2	Seg. 3	Seg. 4	Ideal Time			
				Diff. 1	Diff. 2	Diff. 3	Diff. 4	Best Lap	Pos.	Diff.	
1	1 T. RAZGATLIOGLU	TUR	Yamaha YZF R1	20.990	24.981	24.674	25.571	1'36.216	1'36.216	1	
2	19 A. BAUTISTA	ESP	Ducati Panigale V4R	21.208 +0.247	24.651	24.987	25.578	1'36.424	1'36.671	3	0.247
3	65 J. REA	GBR	Kawasaki ZX-10RR	21.039	24.973	24.895	25.542	1'36.449	1'36.449	2	
4	76 L. BAZ	FRA	BMW M1000RR	21.232 +0.150	25.008 +0.020	25.107	25.510	1'36.857	1'37.027	6	0.170
5	22 A. LOWES	GBR	Kawasaki ZX-10RR	21.181	25.043	24.951 +0.198	25.698 +0.051	1'36.873	1'37.122	9	0.249
6	7 I. LECUONA	ESP	Honda CBR1000 RR-R	21.157	24.889	25.181 +0.049	25.677	1'36.904	1'36.953	4	0.049
7	45 S. REDDING	GBR	BMW M1000RR	21.185	25.045	25.078	25.666	1'36.974	1'36.974	5	
8	47 A. BASSANI	ITA	Ducati Panigale V4R	21.328	24.973	25.149	25.581	1'37.031	1'37.031	7	
9	21 M. RINALDI	ITA	Ducati Panigale V4R	21.316	24.935	25.008	25.807	1'37.066	1'37.066	8	
10	97 X. VIERGE	ESP	Honda CBR1000 RR-R	21.304	24.803	25.158	25.894	1'37.159	1'37.159	10	
11	55 A. LOCATELLI	ITA	Yamaha YZF R1	21.321	25.056	25.132	25.747 +0.091	1'37.256	1'37.347	11	0.091
12	31 G. GERLOFF	USA	Yamaha YZF R1	21.291 +0.005	25.196	25.112	25.795	1'37.394	1'37.399	12	0.005
13	60 M. VAN DER MARK	NED	BMW M1000RR	21.424 +0.103	25.026	25.203 +0.194	25.820	1'37.473	1'37.770	14	0.297
14	44 L. MAHIAS	FRA	Kawasaki ZX-10RR	21.416	25.189	25.391	25.638	1'37.634	1'37.634	13	
15	5 P. OETTL	GER	Ducati Panigale V4R	21.413 +0.107	25.118 +0.099	25.285 +0.229	25.898	1'37.714	1'38.149	17	0.435
16	12 X. FORES	ESP	Ducati Panigale V4R	21.420 +0.103	25.070 +0.241	25.274	26.011	1'37.775	1'38.119	16	0.344
17	50 E. LAVERTY	IRL	BMW M1000RR	21.372 +0.184	25.130 +0.095	25.421	25.951	1'37.874	1'38.153	18	0.279
18	3 K. NOZANE	JPN	Yamaha YZF R1	21.539 +0.033	25.279	25.236	25.911 +0.110	1'37.965	1'38.108	15	0.143
19	36 L. MERCADO	ARG	Honda CBR1000 RR-R	21.483 +0.027	25.324	25.391	25.959	1'38.157	1'38.184	19	0.027
20	52 D. KONIG	CZE	Kawasaki ZX-10RR	21.511	25.520	25.456	26.196	1'38.683	1'38.683	20	
21	27 M. SCHEIB	CHI	Honda CBR1000 RR-R	21.795 +0.016	25.595	25.624	26.195	1'39.209	1'39.225	21	0.016
22	39 M. SOLORZA	ARG	Kawasaki ZX-10RR	22.044	25.947	25.995	26.764	1'40.750	1'40.750	22	
Overall Ideal Time				20.990	24.651	24.674	25.510	1'35.825			

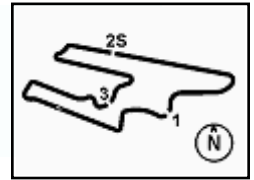
22/10/2022

These data/results cannot be reproduced, stored and/or transmitted in whole or in part by any manner of electronic, mechanical, photocopying, recording, broadcasting or otherwise now known or herein after developed without the previous express consent by the copyright owner, except for reproduction in daily press and regular printed publications on sale to the public within 60 days of the event related to those data/results and always provided that copyright symbol appears together as follows below.

© DORNA WSBK ORGANIZATION Srl 2022

FIGR PERUGIA TIMING





Motul Argentinean Round, 21-23 October 2022

Chronological Analysis Tissot Superpole

San Juan Villicum Circuit 4.276 m

1 / 2

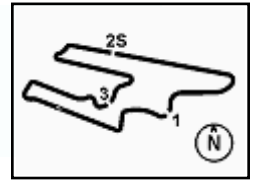
1° 1 T. RAZGATLIOGLU [1'36.216]								7° 47 A. BASSANI [1'37.031]							
Lap	Seg1	Seg2	Seg3	Seg4	Lap Time	km/h	Local Time	Lap	Seg1	Seg2	Seg3	Seg4	Lap Time	km/h	Local Time
1		27.802	26.613	26.516		282,0	12:12'43.009	1		26.296	26.253	26.372		302,5	12:12'18.652
2	21.126	25.043	24.947	25.571	1'36.687	310,3	12:14'19.696	2	21.352	25.085	25.183	25.782	1'37.402	307,7	12:13'56.054
3	21.202	25.145	24.923	25.793	1'37.063	307,7	12:15'56.759	3	21.342	25.035	25.264	25.806	1'37.447C	309,5	12:15'33.501
4	21.348	25.198	25.165	38.105	1'49.816P	308,6	12:17'46.575	4	22.531	26.035	25.953	38.955	1'53.474P	303,4	12:17'26.975
5	3'47.089	31.078	29.889	26.489	5'14.545P	189,5	12:23'01.120	5	2'35.362	25.611	26.064	26.474	3'53.511P	305,9	12:21'20.486
6	21.347	27.655	26.618	26.445	1'42.065	307,7	12:24'43.185	6	21.346	28.779	32.146	26.887	1'49.158	265,4	12:23'09.644
7	20.990	24.981	24.674	25.571	1'36.216	311,2	12:26'19.401	7	21.328	24.973	25.149	25.581	1'37.031	310,3	12:24'46.675
								8	25.928	25.814	25.565	25.818	1'43.125	301,7	12:26'29.800
2° 65 J. REA [1'36.449]								8° 21 M. RINALDI [1'37.066]							
Lap	Seg1	Seg2	Seg3	Seg4	Lap Time	km/h	Local Time	Lap	Seg1	Seg2	Seg3	Seg4	Lap Time	km/h	Local Time
1		25.614	25.703	26.152		306,8	12:13'27.010	1		25.599	26.404	26.223		308,6	12:12'29.080
2	21.100	25.056	25.020	25.950	1'37.126	307,7	12:15'04.136	2	21.456	25.220	25.288	26.104	1'38.068	311,2	12:14'07.148
3	21.200	25.102	24.976	25.749	1'37.027	308,6	12:16'41.163	3	21.406	24.971	25.232	25.834	1'37.443	311,2	12:15'44.591
4	24.297	26.189	27.191	39.753	1'57.430P	300,0	12:18'38.593	4	22.146	26.303	27.622	39.250	1'55.321P	287,2	12:17'39.912
5	2'20.302	26.217	25.186	25.814	3'37.519P	305,1	12:22'16.112	5	2'18.533	25.325	25.487	26.003	3'35.348P	308,6	12:21'15.260
6	21.039	24.973	24.895	25.542	1'36.449	306,8	12:23'52.561	6	21.561	33.611	37.025	29.124	2'01.321	268,0	12:23'16.581
7	21.087	27.500	26.923	26.439	1'41.949	303,4	12:25'34.510	7	21.316	24.935	25.008	25.807	1'37.066	314,9	12:24'53.647
								8	28.797	25.907	26.434	40.019	2'01.157P	302,5	12:26'54.804
3° 19 A. BAUTISTA [1'36.671]								9° 22 A. LOWES [1'37.122]							
Lap	Seg1	Seg2	Seg3	Seg4	Lap Time	km/h	Local Time	Lap	Seg1	Seg2	Seg3	Seg4	Lap Time	km/h	Local Time
1		25.395	25.835	26.055		304,2	12:11'57.779	1		25.771	25.378	26.201		304,2	12:13'20.375
2	21.431	24.833	25.361	25.834	1'37.459	309,5	12:13'35.238	2	21.280	25.164	25.343	25.807	1'37.594	305,1	12:14'57.969
3	21.208	24.858	25.332	25.949	1'37.347	308,6	12:15'12.585	3	21.181	25.043	25.149	25.749	1'37.122	305,1	12:16'35.091
4	23.387	25.807	25.727	39.031	1'53.952P	308,6	12:17'06.537	4	24.871	34.377	26.322	39.645	2'05.215P	255,9	12:18'40.306
5	2'52.906	25.146	25.484	26.532	4'10.068P	309,5	12:21'16.605	5	3'06.197	30.295	26.752	25.939	4'29.183P	296,7	12:23'09.489
6	21.455	24.651	24.987	25.578	1'36.671	319,5	12:22'53.276	6	26.534	25.596	27.154	26.197	1'45.481	308,6	12:24'54.970
7	21.352	24.895	26.950	26.087	1'39.284	314,9	12:24'32.560	7	23.658	25.351	24.951	25.698	1'39.658	307,7	12:26'34.628
8	21.292	24.809	25.432	26.058	1'37.591C	313,0	12:26'10.151								
4° 7 I. LECUONA [1'36.953]								10° 97 X. VIERGE [1'37.159]							
Lap	Seg1	Seg2	Seg3	Seg4	Lap Time	km/h	Local Time	Lap	Seg1	Seg2	Seg3	Seg4	Lap Time	km/h	Local Time
1		26.422	25.844	25.988		304,2	12:13'22.018	1		25.776	26.080	32.117		299,2	12:13'29.754
2	21.358	25.037	25.240	25.825	1'37.460	312,1	12:14'59.478	2	21.551	25.085	25.546	26.177	1'38.359	311,2	12:15'08.113
3	21.228	25.028	25.181	25.971	1'37.408C	311,2	12:16'36.886	3	21.360	24.935	25.313	25.943	1'37.551	314,0	12:16'45.664
4	24.165	26.997	25.821	39.326	1'56.309P	308,6	12:18'33.195	4	21.643	25.530	26.427	38.651	1'52.251P	293,5	12:18'37.915
5	3'00.982	30.566	30.189	26.393	4'28.130P	178,5	12:23'01.325	5	2'52.565	32.078	32.582	26.998	4'24.223P	129,5	12:23'02.138
6	21.504	27.397	26.775	26.400	1'42.076	300,0	12:24'43.401	6	21.422	25.007	25.241	30.737	1'42.407	316,7	12:24'44.545
7	21.157	24.889	25.230	25.677	1'36.953	313,0	12:26'20.354	7	21.304	24.803	25.158	25.894	1'37.159	313,0	12:26'21.704
5° 45 S. REDDING [1'36.974]								11° 55 A. LOCATELLI [1'37.347]							
Lap	Seg1	Seg2	Seg3	Seg4	Lap Time	km/h	Local Time	Lap	Seg1	Seg2	Seg3	Seg4	Lap Time	km/h	Local Time
1		25.650	25.716	26.220		305,1	12:13'27.340	1		26.635	25.888	26.031		290,3	12:12'41.710
2	21.343	25.058	25.430	25.933	1'37.764	314,0	12:15'05.104	2	21.379	25.241	25.458	25.821	1'37.899	305,9	12:14'19.609
3	21.521	25.274	25.318	25.952	1'38.065	309,5	12:16'43.169	3	21.534	25.120	25.160	25.747	1'37.561	305,9	12:15'57.170
4	22.748	25.936	26.608	38.686	1'53.978P	291,9	12:18'37.147	4	21.438	25.075	25.272	38.066	1'49.851P	310,3	12:17'47.021
5	2'21.911	26.185	25.335	25.901	3'39.332P	304,2	12:22'16.479	5	3'51.738	30.266	28.314	27.876	5'18.194P	275,5	12:23'05.215
6	21.185	25.045	25.078	25.666	1'36.974	313,0	12:23'53.453	6	21.595	25.231	25.594	26.221	1'38.641	308,6	12:24'43.856
7	21.305	25.573	25.806	26.559	1'39.243	306,8	12:25'32.696	7	21.321	25.056	25.132	25.838	1'37.347	310,3	12:26'21.203
6° 76 L. BAZ [1'37.027]								12° 31 G. GERLOFF [1'37.399]							
Lap	Seg1	Seg2	Seg3	Seg4	Lap Time	km/h	Local Time	Lap	Seg1	Seg2	Seg3	Seg4	Lap Time	km/h	Local Time
1		27.461	26.770	26.491		279,1	12:12'43.149	1		26.746	26.160	26.408		298,3	12:12'40.805
2	21.232	25.008	25.219	26.001	1'37.460	307,7	12:14'20.609	2	21.291	25.541	32.844	27.401	1'47.077	302,5	12:14'27.882
3	21.382	25.028	25.107	25.510	1'37.027	310,3	12:15'57.636	3	21.401	25.385	25.361	25.807	1'37.954	304,2	12:16'05.836
4	22.049	25.466	25.784	38.406	1'51.345P	309,5	12:17'48.981	4	21.989	26.211	25.701	38.700	1'52.601P	300,8	12:17'58.437
5	3'44.864	31.027	29.522	27.430	5'12.843P	188,2	12:23'01.824	5	3'21.185	25.919	32.187	26.517	4'45.808P	302,5	12:22'44.245
6	21.333	25.090	25.213	31.855	1'43.491	309,5	12:24'45.315	6	21.296	25.196	25.112	25.795	1'37.399	304,2	12:24'21.644
7	54.246	31.861	31.661	41.001	2'38.769P	251,2	12:27'24.084	7	27.674	26.581	25.642	26.095	1'45.992	301,7	12:26'07.636

22/10/2022

P = Pits In/Out - C = Lap Time Cancelled

These data/results cannot be reproduced, stored and/or transmitted in whole or in part by any manner of electronic, mechanical, photocopying, recording, broadcasting or otherwise now known or herein after developed without the previous express consent by the copyright owner, except for reproduction in daily press and regular printed publications on sale to the public within 60 days of the event related to those data/results and always provided that copyright symbol appears together as follows below.

© DORNA WSBK ORGANIZATION Srl 2022



Motul Argentinean Round, 21-23 October 2022

Chronological Analysis Tissot Superpole

13° 44 L. MAHIAS [1'37.634]								19° 36 L. MERCADO [1'38.184]							
Lap	Seg.1	Seg.2	Seg.3	Seg.4	Lap Time	km/h	Local Time	Lap	Seg.1	Seg.2	Seg.3	Seg.4	Lap Time	km/h	Local Time
1		25.736	25.716	26.134		297,5	12:13'27.678	1		27.508	26.019	26.080		297,5	12:13'23.395
2	21.624	25.201	25.503	25.835	1'38.163	300,0	12:15'05.841	2	21.483	25.454	25.714	26.182	1'38.833	305,1	12:15'02.228
3	21.871	25.396	25.790	39.807	1'52.864P	297,5	12:16'58.705	3	21.534	25.419	25.611	26.183	1'38.747	303,4	12:16'40.975
4	4'21.175	25.812	32.430	26.298	5'45.715P	287,2	12:22'44.420	4	23.962	26.629	26.104	39.032	1'55.727P	301,7	12:18'36.702
5	21.416	25.189	25.391	25.638	1'37.634	299,2	12:24'22.054	5	3'16.795	26.117	26.391	26.469	4'35.772CP	296,7	12:23'12.474
6	27.577	27.032	25.430	25.965	1'46.004	292,7	12:26'08.058	6	21.510	25.324	25.391	25.959	1'38.184	312,1	12:24'50.658
								7	21.597	25.624	25.634	26.198	1'39.053	306,8	12:26'29.711

14° 60 M. VAN DER MARK [1'37.770]								20° 52 O. KONIG [1'38.683]							
Lap	Seg.1	Seg.2	Seg.3	Seg.4	Lap Time	km/h	Local Time	Lap	Seg.1	Seg.2	Seg.3	Seg.4	Lap Time	km/h	Local Time
1		26.935	26.807	26.021		268,0	12:12'06.835	1		27.575	26.643	26.580		273,4	12:12'03.866
2	21.424	25.109	25.375	25.880	1'37.788	309,5	12:13'44.623	2	21.694	25.663	25.635	26.468	1'39.460	300,8	12:13'43.326
3	21.699	25.071	25.489	25.814	1'38.073C	314,0	12:15'22.696	3	21.586	25.651	25.638	26.287	1'39.162	301,7	12:15'22.488
4	22.487	25.246	25.917	38.816	1'52.466P	308,6	12:17'15.162	4	22.976	26.362	26.851	39.726	1'55.915P	296,7	12:17'18.403
5	3'06.078	26.432	26.459	26.415	4'25.384P	309,5	12:21'40.546	5	4'28.353	30.565	27.142	26.252	5'52.312P	290,3	12:23'10.715
6	21.527	25.026	25.397	25.820	1'37.770	313,0	12:23'18.313	6	21.511	25.520	25.456	26.196	1'38.683	301,7	12:24'49.398
7	23.251	26.018	25.435	26.014	1'40.718	312,1	12:24'59.034	7	22.387	28.104	25.942	26.469	1'42.902	300,8	12:26'32.300
8	21.870	25.139	25.203	25.704	1'37.916C	311,2	12:26'36.950								

15° 3 K. NOZANE [1'38.108]								21° 27 M. SCHEIB [1'39.225]							
Lap	Seg.1	Seg.2	Seg.3	Seg.4	Lap Time	km/h	Local Time	Lap	Seg.1	Seg.2	Seg.3	Seg.4	Lap Time	km/h	Local Time
1		28.273	25.957	26.248		280,5	12:12'02.606	1		26.314	26.764	27.544		268,0	12:12'09.329
2	21.585	25.579	25.366	25.987	1'38.517	302,5	12:13'41.123	2	21.858	25.809	25.841	26.371	1'39.879	303,4	12:13'49.208
3	21.539	25.585	25.732	26.171	1'39.027C	301,7	12:15'20.150	3	21.795	25.638	25.776	26.483	1'39.692	307,7	12:15'28.900
4	23.227	26.382	26.880	39.754	1'56.243P	295,1	12:17'16.393	4	23.972	26.384	26.470	39.567	1'56.393P	302,5	12:17'25.293
5	4'14.375	30.214	34.096	27.552	5'46.237P	218,6	12:23'02.630	5	3'54.088	26.234	30.192	29.002	5'19.516P	295,1	12:22'44.809
6	21.572	25.279	25.236	26.021	1'38.108	303,4	12:24'40.738	6	21.811	25.595	25.624	26.195	1'39.225	305,9	12:24'24.034
7	21.601	25.285	25.420	25.911	1'38.217	305,1	12:26'18.955	7	22.118	33.946	26.540	36.416	1'59.020	216,9	12:26'23.054

16° 12 X. FORES [1'38.119]								22° 39 M. SOLORZA [1'40.750]							
Lap	Seg.1	Seg.2	Seg.3	Seg.4	Lap Time	km/h	Local Time	Lap	Seg.1	Seg.2	Seg.3	Seg.4	Lap Time	km/h	Local Time
1		25.776	25.743	26.187		305,9	12:12'01.791	1		28.874	27.559	27.495		254,1	12:12'09.693
2	21.523	25.311	25.274	26.011	1'38.119	306,8	12:13'39.910	2	22.297	26.280	26.148	26.853	1'41.578	291,1	12:13'51.271
3	23.570	25.356	25.545	26.469	1'40.940	307,7	12:15'20.850	3	22.227	26.187	26.130	26.813	1'41.357	290,3	12:15'32.628
4	24.330	27.554	26.704	39.590	1'58.178P	308,6	12:17'19.028	4	24.548	26.913	26.934	39.444	1'57.839P	274,1	12:17'30.467
5	2'40.774	25.216	25.466	26.346	3'57.802P	310,3	12:21'16.833	5	3'49.858	26.398	29.469	28.911	5'14.636P	291,9	12:22'45.103
6	21.587	25.081	25.439	26.080	1'38.187	307,7	12:22'55.017	6	22.044	25.947	25.995	26.764	1'40.750	292,7	12:24'25.853
7	21.420	25.070	25.280	26.138	1'37.908C	306,8	12:24'32.925	7	22.676	31.438	28.703	27.092	1'49.909	179,4	12:26'15.762
8	21.605	25.125	26.065	30.615	1'43.410	309,5	12:26'16.335								

17° 5 P. OETTL [1'38.149]							
Lap	Seg.1	Seg.2	Seg.3	Seg.4	Lap Time	km/h	Local Time
1		27.717	26.805	26.582		260,2	12:12'43.417
2	21.487	25.182	25.877	26.036	1'38.582	306,8	12:14'21.999
3	21.413	25.227	25.714	26.005	1'38.359	304,2	12:16'00.358
4	22.253	25.486	25.581	37.937	1'51.257P	305,9	12:17'51.615
5	3'42.847	29.307	31.507	27.032	5'10.693P	228,8	12:23'02.308
6	21.659	25.118	25.285	26.153	1'38.215	307,7	12:24'40.523
7	21.520	25.217	25.514	25.898	1'38.149	306,8	12:26'18.672

18° 50 E. LAVERTY [1'38.153]							
Lap	Seg.1	Seg.2	Seg.3	Seg.4	Lap Time	km/h	Local Time
1		26.939	28.481	26.761		289,5	12:12'44.008
2	21.513	25.205	25.557	25.977	1'38.252	310,3	12:14'22.260
3	21.441	25.130	25.786	26.005	1'38.362	302,5	12:16'00.622
4	24.255	26.647	26.616	39.324	1'56.842P	305,1	12:17'57.464
5	3'34.151	28.535	28.347	29.105	5'00.138P	257,8	12:22'57.602
6	21.556	25.225	25.421	25.951	1'38.153	310,3	12:24'35.755
7	21.372	25.240	25.787	26.094	1'38.493	307,7	12:26'14.248

22/10/2022

P = Pits In/Out - C = Lap Time Cancelled

These data/results cannot be reproduced, stored and/or transmitted in whole or in part by any manner of electronic, mechanical, photocopying, recording, broadcasting or otherwise now known or herein after developed without the previous express consent by the copyright owner, except for reproduction in daily press and regular printed publications on sale to the public within 60 days of the event related to those data/results and always provided that copyright symbol appears together as follows below.

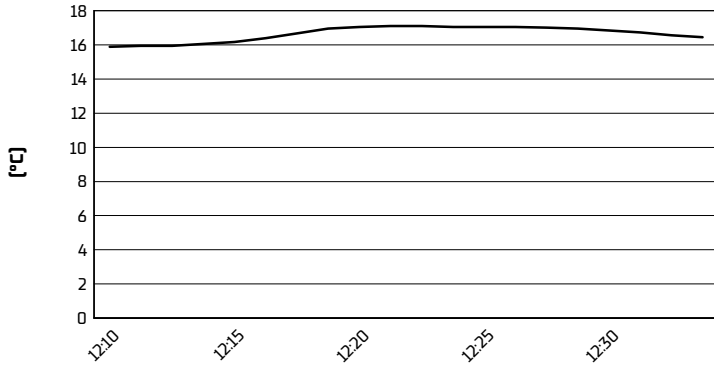
© DORNA WSBK ORGANIZATION Srl 2022

Motul Argentinean Round, 21-23 October 2022

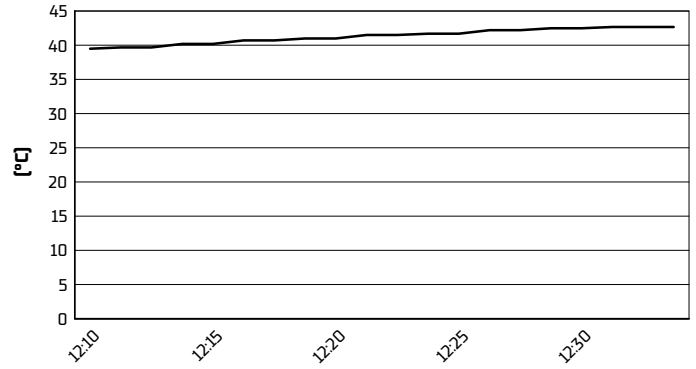
Weather Report Tissot Superpole

Session started 12:10 - Session ended 12:34


Air Temperature



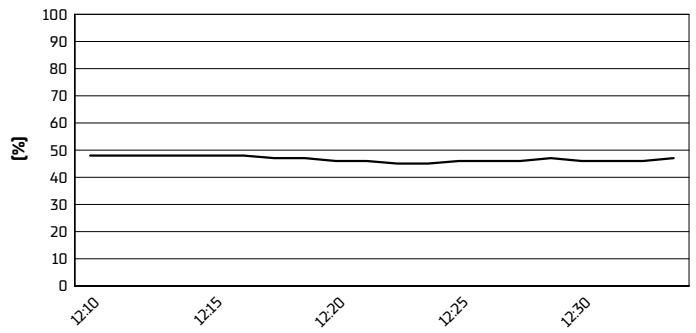
Track Temperature



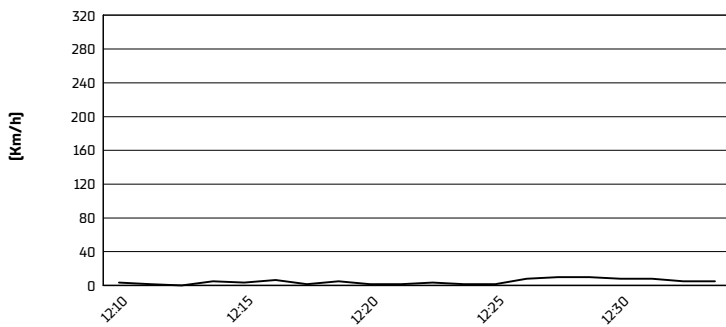
Air Pressure



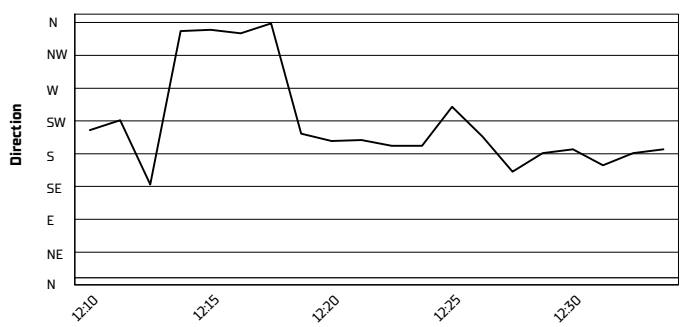
Humidity



Wind Speed



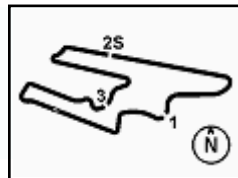
Wind Direction



22/10/2022

These data/results cannot be reproduced, stored and/or transmitted in whole or in part by any manner of electronic, mechanical, photocopying, recording, broadcasting or otherwise now known or herein after developed without the previous express consent by the copyright owner, except for reproduction in daily press and regular printed publications on sale to the public within 60 days of the event related to those data/results and always provided that copyright symbol appears together as follows below.

© DORNA WSBK ORGANIZATION Srl 2022



Motul Argentinean Round, 21-23 October 2022

Tissot Superpole Ranking

	2019	2020	2021	2022
01 Aragon	Bautista (Esp) Duc 1'49.049 [167,6 Km/h]	Rea (Gbr) Kaw 1'48.767 [168,0 Km/h]	Rea (Gbr) Kaw 1'48.458 [168,5 Km/h]	Razgatlioglu (Tur) Yam 1'48.267 [168,8 Km/h]
02 Assen	Bautista (Esp) Duc 1'34.740 [172,6 Km/h]		Rea (Gbr) Kaw 1'33.842 [174,2 Km/h]	Razgatlioglu (Tur) Yam 1'32.934 [175,9 Km/h]
03 Estoril		Razgatlioglu (Tur) Yam 1'36.154 [156,6 Km/h]	Rea (Gbr) Kaw 1'35.876 [157,0 Km/h]	Rea (Gbr) Kaw 1'35.346 [157,9 Km/h]
04 Misano	Rea (Gbr) Kaw 1'34.596 [154,5 Km/h]		Rea (Gbr) Kaw 1'33.416 [156,5 Km/h]	Bautista (Esp) Duc 1'33.328 [156,6 Km/h]
05 Donington	Sykes (Gbr) Bmw 1'27.619 [129,4 Km/h]		Rea (Gbr) Kaw 1'40.101 [113,2 Km/h]	Rea (Gbr) Kaw 1'26.080 [131,7 Km/h]
06 Most			Rea (Gbr) Kaw 1'31.684 [165,4 Km/h]	Rea (Gbr) Kaw 1'30.947 [166,7 Km/h]
07 Magny-Cours	Rea (Gbr) Kaw 1'53.955 [133,5 Km/h]	Lavery (Iri) Bmw 1'48.644 [140,0 Km/h]	Rea (Gbr) Kaw 1'35.683 [159,0 Km/h]	Rea (Gbr) Kaw 1'36.124 [158,2 Km/h]
08 Barcelona		Rea (Gbr) Kaw 1'41.619 [163,9 Km/h]	Sykes (Gbr) Bmw 1'40.408 [165,9 Km/h]	Lecuona (Esp) Hon 1'40.766 [165,3 Km/h]
09 Portimao	Rea (Gbr) Kaw 1'40.372 [164,7 Km/h]	Rea (Gbr) Kaw 1'40.676 [164,2 Km/h]	Razgatlioglu (Tur) Yam 1'40.219 [165,0 Km/h]	Rea (Gbr) Kaw 1'39.610 [166,0 Km/h]
10 Villicum	Bautista (Esp) Duc 1'40.771 [152,8 Km/h]		Redding (Gbr) Duc 1'37.617 [157,7 Km/h]	Razgatlioglu (Tur) Yam 1'36.216 [160,0 Km/h]
11 Mandalika			Razgatlioglu (Tur) Yam 1'32.877 [166,7 Km/h]	
12 Phillip Island	Rea (Gbr) Kaw 1'29.413 [179,0 Km/h]	Sykes (Gbr) Bmw 1'29.230 [179,3 Km/h]		

2022

- 5 J. Rea
- 3 T. Razgatlioglu
- 1 I. Lecuona
- 1 A. Bautista

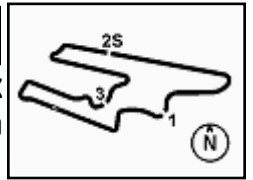
ALL TIMES

- | | | | |
|-------------------|----------------|------------------|-------------------|
| 51 T. Sykes | 6 C. Crutchlow | 2 M. Campbell | 1 J. Hopkins |
| 43 T. Corser | 6 J. Kocinski | 2 A. Gobert | 1 I. Jaitovich |
| 40 J. Rea | 5 A. Bautista | 2 M. Lucchinelli | 1 T. Kipp |
| 26 T. Bayliss | 5 M. Biaggi | 2 B. Monti | 1 L. Lanzi |
| 21 C. Fogarty | 5 D. Giugliano | 2 Y. Nagai | 1 I. Lecuona |
| 17 D. Polen | 4 S. Guintoli | 2 M. Neukirchner | 1 A. Lowes |
| 16 N. Hodgson | 4 E. Laverty | 2 S. Redding | 1 M. Mladin |
| 15 C. Edwards | 4 M. Melandri | 2 D. Tardozzi | 1 F. Nieto |
| 11 B. Spies | 4 F. Merkel | 2 A. Yanagawa | 1 J. Reynolds |
| 10 C. Checa | 4 J. Toseland | 1 A. Badovini | 1 M. Tamada |
| 10 P. Chili | 3 L. Haslam | 1 R. Burnett | 1 M. van der Mark |
| 9 R. Roche | 3 Y. Kagayama | 1 D. Chandler | 1 A. Vieira |
| 8 G. Falappa | 3 S. Martin | 1 S. Crafar | 1 R. Xaus |
| 8 S. Russell | 3 S. Mertens | 1 M. Doohan | |
| 8 A. Slight | 3 R. Phillis | 1 M. Dowson | |
| 7 C. Davies | 3 J. Smrz | 1 M. Fabrizio | |
| 7 N. Haga | 3 C. Vermeulen | 1 P. Goddard | |
| 7 R. Laconi | 2 L. Baz | 1 T. Hill | |
| 7 T. Razgatlioglu | 2 B. Bostrom | 1 S. Hislop | |

22/10/2022

These data/results cannot be reproduced, stored and/or transmitted in whole or in part by any manner of electronic, mechanical, photocopying, recording, broadcasting or otherwise now known or herein after developed without the previous express consent by the copyright owner, except for reproduction in daily press and regular printed publications on sale to the public within 60 days of the event related to those data/results and always provided that copyright symbol appears together as follows below.

© DORNA WSBK ORGANIZATION Srl 2022



Motul Argentinean Round, 21-23 October 2022

Tissot Superpole Award

Points	Points From First	Points From Previous	Races																
			April 10 ARAGON	April 24 ASSEN	May 22 ESTORIL	June 12 MISANO	July 17 DONINGTON	July 31 MOST	September 11 MAGNY-COURS	September 25 BARCELONA	October 9 PORTIMAO	October 23 VILLICUM	November 13 MANDALIKA	November 20 PHILLIP ISLAND					
1	RAZGATLIOGLU Toprak (TUR)	181	12 7	12 9	9 9	9 12	7 12	9 12	9 12	2 6	9 12	12							
2	REA Jonathan (GBR)	178	3	7 9	7 12	12 12	7 7	12 9	12 9	12 7	7 9	12 7	9						
3	BAUTISTA Alvaro (ESP)	146	35 32	9 12	5 7	7 7	12 9	5 6	6 7	6 9	5 12	6 9	7						
4	LOWES Alex (GBR)	91	90 55	5 4	9	2 4	6 2	9 5	5	4 6	9 7	7 6	1						
5	RINALDI Michael Ruben (ITA)	65	116 26	6 6	2	4 2	5	4 4	7 6	3 3	5	1 5	2						
6	LOCATELLI Andrea (ITA)	62	119 3	4 5	6 6	5 5	4 4	1 2	2 4		6	5 3							
7	LECUONA Iker (ESP)	55	126 7	3 2	2 5	3 6	2 5	3 3	3		12		6						
8	REDDING Scott (GBR)	49	132 6			6 3	1	6 7	3 2	7 5	2	2	5						
9	BASSANI Axel (ITA)	35	146 14	1 3	1 1		3		1 5	2 4	3	4 4	3						
10	GERLOFF Garrett (USA)	26	155 9		4 3		1	2	4 1	5 2	4								
11	BAZ Loris (FRA)	19	162 7		3 4			1		1 1	1	3 1	4						
12	VIERGE Xavi (ESP)	14	167 5	1			3 6				1 3								
13	DETTL Philipp (GER)	4	177 10								4								
14	VAN DER MARK Michael (NED)	2	179 2									2							
15	MYKHALCHYK Illia (UKR)	2	179 0	2															
16	FORES Xavi (ESP)	1	180 1			1													
17	LAVERTY Eugene (IRL)	1	180 0			1													

22/10/2022 Odd points columns: Tissot Superpole Even points columns: Tissot Superpole Race

These data/results cannot be reproduced, stored and/or transmitted in whole or in part by any manner of electronic, mechanical, photocopying, recording, broadcasting or otherwise now known or herein after developed without the previous express consent by the copyright owner, except for reproduction in daily press and regular printed publications on sale to the public within 60 days of the event related to those data/results and always provided that copyright symbol appears together as follows below.

© DORNA WSBK ORGANIZATION Srl 2022