

Motul Argentinean Round, 21-23 October 2022
Chronological Analysis Race 1

San Juan Villicum Circuit 4.276 m

Start at 13:30'31.638

1 / 4

1° 77 D. AEGERTER [1'41.801]							
Lap	Seg1	Seg2	Seg3	Seg4	Lap Time	km/h	Local Time
1		27.591	26.920	27.096	1'46.671	260,2	13:32'18.309
2	22.233	27.184	26.736	26.945	1'43.098	264,7	13:34'01.407
3	22.144	27.224	26.427	26.783	1'42.578	264,1	13:35'43.985
4	22.180	27.115	26.595	26.953	1'42.843	264,7	13:37'26.828
5	22.205	27.077	26.899	26.875	1'43.056	266,0	13:39'09.884
6	22.144	27.143	26.354	26.857	1'42.498	266,0	13:40'52.382
7	22.183	27.070	26.265	26.758	1'42.276	271,4	13:42'34.658
8	21.926	27.055	26.070	26.800	1'41.851	262,8	13:44'16.509
9	21.959	27.119	26.196	26.753	1'42.027	264,1	13:45'58.536
10	21.933	27.105	26.062	26.792	1'41.892	266,0	13:47'40.428
11	21.988	27.051	26.165	26.692	1'41.896	263,4	13:49'22.324
12	21.978	27.118	26.199	26.746	1'42.041	264,1	13:51'04.365
13	22.138	27.107	26.137	26.763	1'42.145	265,4	13:52'46.510
14	22.036	27.066	26.223	26.789	1'42.114	267,3	13:54'28.624
15	22.121	26.945	26.281	26.844	1'42.191	270,0	13:56'10.815
16	21.984	27.044	26.372	26.757	1'42.157	267,3	13:57'52.972
17	22.037	27.039	26.221	26.792	1'42.089	266,7	13:59'35.061
18	21.906	27.076	25.986	26.833	1'41.801	264,1	14:01'16.862
19	22.049	27.032	26.135	26.714	1'41.930	268,7	14:02'58.792
Race Time 32'27.154							

18	22.006	27.069	26.367	26.895	1'42.337	266,7	14:01'18.719
19	21.974	27.143	26.566	26.887	1'42.570	268,0	14:03'01.289
Race Time 32'29.651							

2° 3 R. DE ROSA [1'41.693]							
Lap	Seg1	Seg2	Seg3	Seg4	Lap Time	km/h	Local Time
1		27.389	26.561	27.177	1'46.365	264,1	13:32'18.003
2	22.260	27.153	26.789	26.905	1'43.107	263,4	13:34'01.110
3	22.056	27.197	26.550	26.892	1'42.695	266,7	13:35'43.805
4	22.188	26.995	26.630	26.905	1'42.718	262,8	13:37'26.523
5	22.266	27.065	26.318	26.690	1'42.339	263,4	13:39'08.862
6	21.946	27.185	26.167	26.707	1'42.005	260,2	13:40'50.867
7	21.983	27.190	26.229	26.607	1'42.009	260,9	13:42'32.876
8	21.969	27.207	26.170	26.887	1'42.233	260,9	13:44'15.109
9	22.089	27.300	26.268	26.639	1'42.296	259,6	13:45'57.405
10	22.004	27.253	25.918	26.518	1'41.693	262,8	13:47'39.098
11	22.011	27.223	26.292	26.619	1'42.145	260,9	13:49'21.243
12	21.999	27.192	26.065	26.726	1'41.982	260,2	13:51'03.225
13	21.991	27.218	26.261	26.729	1'42.199	262,1	13:52'45.424
14	22.123	27.266	26.286	26.735	1'42.410	261,5	13:54'27.834
15	22.056	27.232	26.104	26.681	1'42.073	262,8	13:56'09.907
16	22.072	27.392	26.066	26.657	1'42.187	261,5	13:57'52.094
17	22.050	27.181	26.179	26.687	1'42.097	260,9	13:59'34.191
18	22.054	27.182	26.274	26.871	1'42.381	260,9	14:01'16.572
19	22.100	27.255	26.361	26.796	1'42.512	262,1	14:02'59.084
Race Time 32'27.446							

4° 61 C. ONCU [1'42.086]							
Lap	Seg1	Seg2	Seg3	Seg4	Lap Time	km/h	Local Time
1		28.580	26.596	26.958	1'48.362	262,8	13:32'20.000
2	22.495	27.106	27.055	26.834	1'43.490	262,8	13:34'03.490
3	22.173	27.030	26.275	26.792	1'42.270	268,0	13:35'45.760
4	22.245	27.066	26.622	26.769	1'42.702	270,0	13:37'28.462
5	22.185	27.050	26.440	26.839	1'42.514	270,0	13:39'10.976
6	22.488	27.022	26.466	26.817	1'42.793	270,0	13:40'53.769
7	22.247	27.053	26.535	26.908	1'42.743	267,3	13:42'36.512
8	22.133	26.960	26.345	26.791	1'42.229	270,7	13:44'18.741
9	22.037	26.985	26.261	26.803	1'42.086	270,0	13:46'00.827
10	22.274	26.956	26.391	26.649	1'42.270	270,7	13:47'43.097
11	22.142	26.999	26.612	26.855	1'42.608	268,7	13:49'25.705
12	22.394	27.032	26.498	26.939	1'42.863	269,3	13:51'08.568
13	22.221	27.191	26.268	26.728	1'42.408	265,4	13:52'50.976
14	21.995	27.246	26.428	26.883	1'42.552	262,8	13:54'33.528
15	22.063	27.190	26.402	26.741	1'42.396	262,8	13:56'15.924
16	21.975	27.214	26.284	26.682	1'42.155	263,4	13:57'58.079
17	22.010	27.202	26.256	26.885	1'42.353	264,1	13:59'40.432
18	22.064	27.114	26.457	26.901	1'42.536	260,9	14:01'22.968
19	21.956	27.079	26.530	27.242	1'42.807	262,8	14:03'05.775
Race Time 32'34.137							

3° 64 F. CARICASULO [1'41.871]							
Lap	Seg1	Seg2	Seg3	Seg4	Lap Time	km/h	Local Time
1		27.482	26.683	27.152	1'46.129	261,5	13:32'17.767
2	22.168	27.407	26.636	26.848	1'43.059	262,8	13:34'00.826
3	22.176	27.200	26.517	26.949	1'42.842	262,1	13:35'43.668
4	22.033	27.250	26.485	26.859	1'42.627	262,8	13:37'26.295
5	22.286	27.270	26.611	26.634	1'42.801	260,2	13:39'09.096
6	21.951	27.065	26.418	26.609	1'42.043	267,3	13:40'51.139
7	21.987	26.996	26.522	26.657	1'42.162	266,0	13:42'33.301
8	21.795	26.975	26.549	26.773	1'42.092	270,0	13:44'15.393
9	22.001	27.086	26.694	26.627	1'42.408	264,1	13:45'57.801
10	21.917	27.033	26.267	26.677	1'41.894	268,7	13:47'39.695
11	22.067	27.053	26.262	26.647	1'42.029	267,3	13:49'21.724
12	22.080	27.095	26.023	26.673	1'41.871	267,3	13:51'03.595
13	22.039	27.118	26.277	26.764	1'42.198	269,3	13:52'45.793
14	22.285	27.225	26.281	26.737	1'42.528	269,3	13:54'28.321
15	22.030	27.154	26.197	26.616	1'41.997	270,0	13:56'10.318
16	22.056	27.070	26.426	26.756	1'42.308	270,0	13:57'52.626
17	22.014	27.108	27.717	26.917	1'43.756	268,7	13:59'36.382

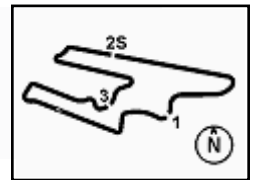
5° 66 N. TUULI [1'42.251]							
Lap	Seg1	Seg2	Seg3	Seg4	Lap Time	km/h	Local Time
1		27.564	27.031	27.107	1'47.391	265,4	13:32'19.029
2	22.351	27.184	26.485	26.867	1'42.887	271,4	13:34'01.916
3	22.271	27.013	26.477	27.178	1'42.939	269,3	13:35'44.855
4	22.416	27.020	26.358	26.875	1'42.669	266,7	13:37'27.524
5	22.286	27.149	26.310	26.818	1'42.563	265,4	13:39'10.087
6	22.275	27.065	26.301	26.901	1'42.542	268,0	13:40'52.629
7	22.195	26.866	26.637	26.820	1'42.518	268,7	13:42'35.147
8	22.148	26.949	26.463	26.751	1'42.311	270,0	13:44'17.458
9	22.736	27.119	26.315	26.877	1'43.047	265,4	13:46'00.505
10	22.107	27.129	26.150	26.865	1'42.251	266,0	13:47'42.756
11	22.078	27.159	26.621	26.942	1'42.800	262,1	13:49'25.556
12	22.219	27.104	26.499	26.893	1'42.815	265,4	13:51'08.371
13	22.321	27.451	26.488	26.925	1'43.085	258,4	13:52'51.456
14	22.190	27.302	26.365	27.031	1'42.888	268,0	13:54'34.344
15	22.269	26.950	26.428	26.914	1'42.561	270,0	13:56'16.905
16	22.187	27.053	26.383	26.968	1'42.591	267,3	13:57'59.496
17	22.063	27.262	26.332	27.107	1'42.764	262,8	13:59'42.260
18	22.262	27.168	26.582	26.977	1'42.989	262,8	14:01'25.249
19	22.146	27.388	26.338	26.911	1'42.783	260,9	14:03'08.032
Race Time 32'36.394							

6° 16 J. CLUZEL [1'42.261]							
Lap	Seg1	Seg2	Seg3	Seg4	Lap Time	km/h	Local Time
1		27.675	26.826	27.155	1'47.217	264,1	13:32'18.855
2	22.332	27.356	27.276	26.919	1'43.883	266,0	13:34'02.738
3	22.170	27.166	26.452	26.705	1'42.493	266,0	13:35'45.231
4	22.276	27.183	26.343	26.739	1'42.541	266,7	13:37'27.772
5	22.228	27.163	26.550	27.028	1'42.969	267,3	13:39'10.741
6	22.531	27.120	26.284	26.945	1'42.880	268,7	13:40'53.621
7	22.275	27.079	27.374	26.822	1'43.550	268,0	13:42'37.171
8	22.132	27.150	26.298	26.807	1'42.387	265,4	13:44'19.558
9	22.174	27.085	26.813	26.735	1'42.807	269,3	13:46'02.365
10	22.211	27.065	26.718	26.968	1'42.962	269,3	13:47'45.327
11	22.235	27.173	26.521	26.822	1'42.751	266,7	13:49'28.078
12	22.279	27.121	26.614	26.937	1'42.951	267,3	13:51'11.029
13	22.361	27.325	26.514	26.908	1'43.108	269,3	13:52'54.137
14	22.618	27.165	26.453	27.014	1'43.250	269,3	13:54'37.387

22/10/2022 P = Pits In/Out - C = Lap Time Cancelled

These data/results cannot be reproduced, stored and/or transmitted in whole or in part by any manner of electronic, mechanical, photocopying, recording, broadcasting or otherwise now known or herein after developed without the previous express consent by the copyright owner, except for reproduction in daily press and regular printed publications on sale to the public within 60 days of the event related to those data/results and always provided that copyright symbol appears together as follows below.

© DORNA WSBK ORGANIZATION Srl 2022



Motul Argentinean Round, 21-23 October 2022
Chronological Analysis Race 1

San Juan Villicum Circuit 4.276 m

Start at 13:30'31.638

2 / 4

15	22.228	27.136	26.321	26.838	1'42.523	266,7	13:56'19.910	12	22.251	27.210	26.350	26.773	1'42.584	262,8	13:51'07.978
16	22.025	27.167	26.129	26.940	1'42.261	264,7	13:58'02.171	13	22.036	27.129	26.222	26.922	1'42.309	264,7	13:52'50.287
17	22.269	27.253	26.817	27.031	1'43.370	265,4	13:59'45.541	14	22.187	28.270	26.399	27.010	1'43.866	262,8	13:54'34.153
18	22.109	27.259	26.331	26.893	1'42.592	261,5	14:01'28.133	15	22.181	27.078	26.253	26.831	1'42.343	266,0	13:56'16.496
19	22.258	27.350	26.313	26.683	1'42.604	260,9	14:03'10.737	16	22.227	27.229	26.187	27.968	1'43.611	264,7	13:58'00.107

Race Time 32'39.099

7° 62 S. MANZI [1'42.238]

Lap	Seg.1	Seg.2	Seg.3	Seg.4	Lap Time	km/h	Local Time
1		27.737	26.896	27.025	1'47.529	269,3	13:32'19.167
2	22.415	27.187	26.627	26.785	1'43.014	272,0	13:34'02.181
3	22.344	27.063	26.400	26.808	1'42.615	268,7	13:35'44.796
4	22.216	26.962	26.478	26.802	1'42.458	267,3	13:37'27.254
5	22.273	27.034	26.230	26.701	1'42.238	266,0	13:39'09.492
6	22.304	27.174	26.305	26.845	1'42.628	263,4	13:40'52.120
7	22.299	27.184	26.460	26.790	1'42.733	262,8	13:42'34.853
8	22.252	27.069	26.342	26.719	1'42.382	266,0	13:44'17.235
9	22.309	27.134	26.299	27.945	1'43.687	264,7	13:46'00.922
10	22.650	27.750	26.568	26.929	1'43.897	270,7	13:47'44.819
11	22.246	27.046	26.462	26.975	1'42.729	269,3	13:49'27.548
12	22.260	27.139	26.351	26.797	1'42.547	264,1	13:51'10.095
13	22.319	27.064	26.281	26.887	1'42.551	266,0	13:52'52.646
14	22.266	27.204	26.404	27.021	1'42.895	266,7	13:54'35.541
15	22.375	27.161	26.630	26.972	1'43.138	265,4	13:56'18.679
16	22.448	27.329	26.535	26.989	1'43.301	265,4	13:58'01.980
17	22.342	27.417	26.855	27.219	1'43.833	262,1	13:59'45.813
18	22.463	27.182	26.450	26.953	1'43.048	266,0	14:01'28.861
19	22.278	27.121	26.567	26.928	1'42.894	264,1	14:03'11.755

Race Time 32'40.117

8° 55 Y. MONTELLA [1'42.542]

Lap	Seg.1	Seg.2	Seg.3	Seg.4	Lap Time	km/h	Local Time
1		28.030	26.531	27.050	1'48.159	264,7	13:32'19.797
2	22.406	27.321	26.701	26.986	1'43.414	271,4	13:34'03.211
3	22.247	27.174	26.615	26.825	1'42.861	270,7	13:35'46.072
4	22.070	27.160	26.624	26.749	1'42.603	270,0	13:37'28.675
5	22.266	26.970	26.605	26.883	1'42.724	270,0	13:39'11.399
6	22.236	27.096	26.441	26.835	1'42.608	271,4	13:40'54.007
7	22.215	26.962	26.737	26.849	1'42.763	273,4	13:42'36.770
8	22.078	26.978	26.635	26.851	1'42.542	272,0	13:44'19.312
9	22.159	27.299	26.567	26.878	1'42.903	271,4	13:46'02.215
10	22.130	27.115	26.682	26.928	1'42.855	272,7	13:47'45.070
11	22.142	27.100	26.662	26.946	1'42.850	270,0	13:49'27.920
12	22.158	27.072	26.717	26.978	1'42.925	270,0	13:51'10.845
13	22.389	27.155	26.622	26.925	1'43.091	270,7	13:52'53.936
14	22.212	27.105	26.481	27.149	1'42.947	270,0	13:54'36.883
15	22.192	27.154	26.635	26.902	1'42.883	266,7	13:56'19.766
16	22.423	27.035	26.717	27.055	1'43.230	266,0	13:58'02.996
17	22.155	27.123	26.597	27.128	1'43.003	267,3	13:59'45.999
18	22.388	27.225	26.545	26.851	1'43.009	269,3	14:01'29.008
19	22.661	27.060	26.626	26.944	1'43.291	266,7	14:03'12.299

Race Time 32'40.661

9° 7 L. BALDASSARRI [1'42.267]

Lap	Seg.1	Seg.2	Seg.3	Seg.4	Lap Time	km/h	Local Time
1		27.578	27.015	27.142	1'47.844	272,0	13:32'19.482
2	22.534	27.302	26.568	27.178	1'43.582	266,0	13:34'03.064
3	22.282	27.162	26.303	26.766	1'42.513	268,0	13:35'45.577
4	22.243	27.015	26.403	26.876	1'42.537	268,0	13:37'28.114
5	22.338	27.056	26.369	26.884	1'42.647	268,7	13:39'10.761
6	22.319	26.994	26.411	26.892	1'42.616	268,0	13:40'53.377
7	22.183	27.119	26.347	26.886	1'42.535	265,4	13:42'35.912
8	22.139	27.031	26.266	26.955	1'42.391	264,1	13:44'18.303
9	22.194	26.977	26.287	26.882	1'42.340	266,0	13:46'00.643
10	22.224	26.987	26.315	26.741	1'42.267	268,7	13:47'42.910
11	22.135	27.123	26.327	26.899	1'42.484	268,0	13:49'25.394

10° 38 H. SOOMER [1'42.096]

Lap	Seg.1	Seg.2	Seg.3	Seg.4	Lap Time	km/h	Local Time
1		29.062	27.196	26.987	1'49.572	263,4	13:32'21.210
2	22.558	27.149	26.499	27.160	1'43.366	268,7	13:34'04.576
3	22.352	27.134	26.993	27.441	1'43.920	270,7	13:35'48.496
4	22.244	27.223	26.515	26.849	1'42.831	264,1	13:37'31.327
5	22.361	27.058	26.626	26.865	1'42.910	265,4	13:39'14.237
6	22.336	27.036	26.438	26.902	1'42.712	270,7	13:40'56.949
7	22.421	27.320	26.492	26.879	1'43.112	264,1	13:42'40.061
8	22.170	27.043	26.342	26.796	1'42.351	265,4	13:44'22.412
9	22.081	27.136	26.337	26.859	1'42.413	262,1	13:46'04.825
10	22.088	27.102	26.359	26.840	1'42.389	266,7	13:47'47.214
11	22.081	26.967	26.286	26.762	1'42.096	265,4	13:49'29.310
12	22.107	27.024	26.367	26.966	1'42.464	270,0	13:51'11.774
13	22.388	26.831	26.417	26.859	1'42.495	272,0	13:52'54.269
14	22.379	27.155	26.762	27.477	1'43.773	267,3	13:54'38.042
15	22.281	27.055	26.512	26.942	1'42.790	272,0	13:56'20.832
16	22.350	27.406	26.673	27.223	1'43.652	264,1	13:58'04.484
17	22.231	27.319	26.464	27.083	1'43.097	263,4	13:59'47.581
18	22.265	27.191	26.509	27.132	1'43.097	270,0	14:01'30.678
19	22.304	26.941	26.514	27.050	1'42.809	268,7	14:03'13.487

Race Time 32'41.849

11° 11 N. BULEGA [1'42.545]

Lap	Seg.1	Seg.2	Seg.3	Seg.4	Lap Time	km/h	Local Time
1		27.580	26.822	27.058	1'46.879	268,0	13:32'18.517
2	22.372	27.176	26.676	26.932	1'43.156	268,0	13:34'01.673
3	22.278	27.070	26.518	26.988	1'42.854	269,3	13:35'44.527
4	22.207	27.197	26.372	26.817	1'42.593	268,0	13:37'27.120
5	22.568	27.250	26.579	26.980	1'43.377	264,1	13:39'10.497
6	22.275	27.179	26.395	26.969	1'42.818	270,0	13:40'53.315
7	22.468	27.186	26.559	26.831	1'43.044	266,0	13:42'36.359
8	22.140	27.077	26.743	26.820	1'42.780	269,3	13:44'19.139
9	22.163	27.041	26.450	26.891	1'42.545	269,3	13:46'01.684
10	22.247	27.269	26.359	26.950	1'42.825	269,3	13:47'44.509
11	22.192	27.171	26.445	27.068	1'42.876	266,7	13:49'27.385
12	22.231	27.339	26.735	27.007	1'43.312	262,8	13:51'10.697
13	22.428	27.207	26.456	26.931	1'43.022	268,7	13:52'53.719
14	22.316	27.226	26.968	27.072	1'43.582	267,3	13:54'37.301
15	22.686	27.246	26.504	26.868	1'43.304	271,4	13:56'20.605
16	22.473	27.461	26.565	27.144	1'43.643	269,3	13:58'04.248
17	22.331	27.451	26.854	27.294	1'43.930	271,4	13:59'48.178
18	22.594	27.170	26.542	26.977	1'43.283	267,3	14:01'31.461
19	22.434	27.268	26.692	27.112	1'43.506	266,7	14:03'14.967

Race Time 32'43.329

12° 56 P. SEBESTYEN [1'42.499]

Lap	Seg.1	Seg.2	Seg.3	Seg.4	Lap Time	km/h	Local Time
1		28.148	26.883	26.990	1'48.696	261,5	13:32'20.334
2	22.341	27.070	27.050	27.130	1'43.591	268,0	13:34'03.925
3	22.293	26.956	26.743	26.865	1'42.857	266,0	13:35'46.782
4	22.340	27.241	26.534	26.856	1'42.971	265,4	13:37'29.753
5	22.361	27.201	26.280	26.855	1'42.697	265,4	13:39'12.450
6	22.260	27.190	26.234	26.815	1'42.499	264,7	13:40'54.949
7	22.282	27.251	26.419	26.909	1'42.861	266,0	13:42'37.810
8	22.214	27.268	26.237	26.944	1'42.663	266,0	13:44'20.473

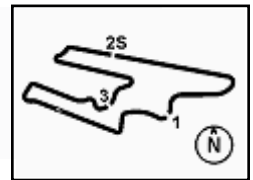
22/10/2022

P = Pits In/Out - C = Lap Time Cancelled

These data/results cannot be reproduced, stored and/or transmitted in whole or in part by any manner of electronic, mechanical, photocopying, recording, broadcasting or otherwise now known or herein after developed without the previous express consent by the copyright owner, except for reproduction in daily press and regular printed publications on sale to the public within 60 days of the event related to those data/results and always provided that copyright symbol appears together as follows below.

© DORNA WSBK ORGANIZATION Srl 2022





San Juan Villicum Circuit 4.276 m

Motul Argentinean Round, 21-23 October 2022
Chronological Analysis Race 1

3 / 4

Start at 13:30'31.638

Lap	Seg1	Seg2	Seg3	Seg4	Lap Time	km/h	Local Time
9	22.284	27.268	26.195	26.987	1'42.734	266,0	13:46'03.207
10	22.305	27.221	26.286	26.810	1'42.622	268,7	13:47'45.829
11	22.276	27.288	26.360	26.919	1'42.843	266,7	13:49'28.672
12	22.268	27.338	26.350	26.945	1'42.901	266,7	13:51'11.573
13	22.862	27.356	26.461	27.091	1'43.770	268,0	13:52'55.343
14	22.338	27.331	26.378	26.933	1'42.980	268,0	13:54'38.323
15	22.422	27.249	26.484	26.906	1'43.061	269,3	13:56'21.384
16	22.351	27.427	26.671	27.113	1'43.562	268,7	13:58'04.946
17	22.396	27.383	26.499	27.124	1'43.402	266,7	13:59'48.348
18	22.594	27.305	26.589	27.082	1'43.570	269,3	14:01'31.918
19	22.438	27.362	26.586	27.079	1'43.465	266,7	14:03'15.383

Race Time 32'43.745

Lap	Seg1	Seg2	Seg3	Seg4	Lap Time	km/h	Local Time
6	22.418	27.351	26.622	27.204	1'43.595	261,5	13:40'59.517
7	22.209	27.179	26.605	26.948	1'42.941	264,7	13:42'42.458
8	22.308	27.229	26.649	26.964	1'43.150	262,8	13:44'25.608
9	22.120	27.301	26.511	26.891	1'42.823	262,8	13:46'08.431
10	22.346	27.758	26.665	27.112	1'43.881	262,8	13:47'52.312
11	22.284	27.291	26.479	27.073	1'43.127	263,4	13:49'35.439
12	22.338	27.253	26.653	27.264	1'43.508	265,4	13:51'18.947
13	22.348	27.177	26.611	26.984	1'43.120	267,3	13:53'02.067
14	22.487	27.431	26.529	27.059	1'43.506	262,8	13:54'45.573
15	22.658	27.335	26.531	27.040	1'43.564	264,1	13:56'29.137
16	22.347	27.346	27.455	27.163	1'44.311	262,8	13:58'13.448
17	22.396	27.575	26.794	27.269	1'44.034	259,0	13:59'57.482
18	22.416	27.679	26.723	27.526	1'44.344	260,2	14:01'41.826
19	23.050	27.653	26.928	27.253	1'44.884	259,0	14:03'26.710

Race Time 32'55.072

13° 69 T. BOOTH-AMOS [1'42.724]

Lap	Seg1	Seg2	Seg3	Seg4	Lap Time	km/h	Local Time
1		28.309	27.162	27.223	1'49.378	264,7	13:32'21.016
2	22.600	27.277	26.895	27.349	1'44.121	266,0	13:34'05.137
3	22.333	27.401	26.884	27.147	1'43.765	264,1	13:35'48.902
4	22.329	27.441	26.616	26.942	1'43.328	262,1	13:37'32.230
5	22.375	27.331	26.557	26.936	1'43.199	260,9	13:39'15.429
6	22.230	27.422	26.376	26.964	1'42.992	262,1	13:40'58.421
7	22.216	27.237	26.379	26.892	1'42.724	262,8	13:42'41.145
8	22.147	27.201	26.415	27.186	1'42.949	266,0	13:44'24.094
9	22.281	27.097	26.581	27.055	1'43.014	268,7	13:46'07.108
10	22.155	27.427	26.726	27.402	1'43.710	264,7	13:47'50.818
11	22.217	27.390	26.513	27.188	1'43.308	260,2	13:49'34.126
12	22.196	27.472	26.433	26.969	1'43.070	259,0	13:51'17.196
13	22.337	27.449	26.428	26.932	1'43.146	260,9	13:53'00.342
14	22.116	27.307	26.446	27.025	1'42.894	260,9	13:54'43.236
15	22.345	27.434	26.365	26.947	1'43.091	262,1	13:56'26.327
16	22.131	27.358	26.392	26.922	1'42.803	260,2	13:58'09.130
17	22.159	27.370	26.256	26.947	1'42.732	261,5	13:59'51.862
18	22.783	27.207	26.371	27.051	1'43.412	264,7	14:01'35.274
19	22.176	27.334	26.418	27.002	1'42.930	259,6	14:03'18.204

Race Time 32'46.566

16° 50 O. VOSTATEK [1'43.163]

Lap	Seg1	Seg2	Seg3	Seg4	Lap Time	km/h	Local Time
1		28.633	27.334	27.254	1'50.500	261,5	13:32'22.138
2	22.819	27.603	26.650	27.257	1'44.329	260,2	13:34'06.467
3	22.388	27.637	26.700	27.027	1'43.752	264,7	13:35'50.219
4	22.201	27.503	26.651	26.975	1'43.330	262,8	13:37'33.549
5	22.246	27.609	26.506	27.026	1'43.387	262,1	13:39'16.936
6	22.181	27.424	26.583	26.975	1'43.163	264,7	13:41'00.099
7	22.310	27.629	26.634	27.137	1'43.710	260,2	13:42'43.809
8	22.520	27.612	26.698	27.230	1'44.060	261,5	13:44'27.869
9	22.577	27.816	26.774	27.202	1'44.369	259,0	13:46'12.238
10	22.472	27.819	26.714	27.286	1'44.291	259,6	13:47'56.529
11	22.306	27.747	26.584	27.373	1'44.010	257,1	13:49'40.539
12	22.395	27.894	26.590	27.204	1'44.083	254,7	13:51'24.622
13	22.382	27.935	26.873	27.321	1'44.511	256,5	13:53'09.133
14	22.424	27.810	26.637	27.244	1'44.115	257,1	13:54'53.248
15	22.558	27.966	26.765	27.366	1'44.655	257,8	13:56'37.903
16	22.588	27.927	26.768	27.517	1'44.800	254,7	13:58'22.703
17	22.943	28.345	27.048	27.616	1'45.952	252,9	14:00'08.655
18	22.838	28.213	26.843	27.573	1'45.467	255,3	14:01'54.122
19	22.757	27.961	27.013	27.553	1'45.284	254,7	14:03'39.406

Race Time 33'07.768

14° 57 B. SMITH [1'42.471]

Lap	Seg1	Seg2	Seg3	Seg4	Lap Time	km/h	Local Time
1		29.813	27.574	27.291	1'51.016	257,8	13:32'22.654
2	22.794	27.322	26.912	27.147	1'44.175	266,7	13:34'06.829
3	22.229	27.348	26.571	27.010	1'43.158	265,4	13:35'49.987
4	22.222	27.226	26.679	26.890	1'43.017	262,8	13:37'33.004
5	22.103	27.049	26.928	27.213	1'43.293	268,7	13:39'16.297
6	22.241	27.152	26.534	27.015	1'42.942	258,4	13:40'59.239
7	22.202	27.296	26.632	27.042	1'43.172	264,1	13:42'42.411
8	22.223	27.408	26.749	27.255	1'43.635	260,9	13:44'26.046
9	22.285	27.192	26.545	26.950	1'42.972	266,7	13:46'09.018
10	22.141	27.351	26.436	26.889	1'42.817	263,4	13:47'51.835
11	22.160	27.186	26.603	27.043	1'42.992	264,7	13:49'34.827
12	22.250	27.329	26.537	27.045	1'43.161	260,2	13:51'17.988
13	22.344	27.173	26.511	26.958	1'42.986	264,1	13:53'00.974
14	22.146	27.229	26.478	27.078	1'42.931	264,1	13:54'43.905
15	22.209	27.201	26.499	26.898	1'42.807	265,4	13:56'26.712
16	22.186	27.199	26.451	26.968	1'42.804	265,4	13:58'09.516
17	22.195	27.176	26.483	26.880	1'42.734	264,7	13:59'52.250
18	22.122	27.225	27.310	26.829	1'43.486	261,5	14:01'35.736
19	22.123	27.070	26.516	26.762	1'42.471	265,4	14:03'18.207

Race Time 32'46.569

17° 52 P. HOBELSBERGER [1'44.027]

Lap	Seg1	Seg2	Seg3	Seg4	Lap Time	km/h	Local Time
1		28.881	27.344	27.532	1'51.951	258,4	13:32'23.589
2	22.565	27.405	27.173	27.188	1'44.331	268,0	13:34'07.920
3	22.526	27.314	26.864	27.323	1'44.027	266,7	13:35'51.947
4	22.647	27.417	26.792	27.315	1'44.171	262,8	13:37'36.118
5	22.615	27.320	26.925	27.256	1'44.116	263,4	13:39'20.234
6	22.524	27.334	27.024	27.250	1'44.132	263,4	13:41'04.366
7	22.655	27.282	26.919	27.301	1'44.157	264,7	13:42'48.523
8	22.520	27.468	26.944	27.576	1'44.508	262,8	13:44'33.031
9	22.521	27.497	26.754	27.330	1'44.102	263,4	13:46'17.133
10	22.537	27.443	26.849	27.562	1'44.391	263,4	13:48'01.524
11	22.611	27.522	26.741	27.447	1'44.321	263,4	13:49'45.845
12	22.579	27.436	26.769	27.406	1'44.190	262,1	13:51'30.035
13	22.661	27.547	26.943	27.517	1'44.668	263,4	13:53'14.703
14	22.773	27.597	27.105	27.669	1'45.144	262,1	13:54'59.847
15	22.692	28.833	27.556	27.762	1'46.843	261,5	13:56'46.690
16	22.744	27.734	27.384	27.827	1'45.689	260,2	13:58'32.379
17	22.861	27.642	27.131	27.894	1'45.528	260,9	14:00'17.907
18	22.836	27.618	27.377	27.769	1'45.600	261,5	14:02'03.507
19	22.967	27.637	27.217	28.196	1'46.017	260,9	14:03'49.524

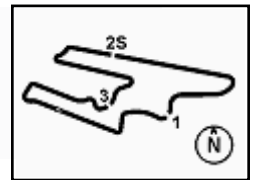
Race Time 33'17.886

15° 32 O. BAYLISS [1'42.823]

Lap	Seg1	Seg2	Seg3	Seg4	Lap Time	km/h	Local Time
1		28.354	27.388	27.285	1'49.958	266,7	13:32'21.596
2	22.535	27.327	26.585	27.278	1'43.725	268,0	13:34'05.321
3	22.368	27.291	27.149	27.147	1'43.955	266,0	13:35'49.276
4	22.386	27.424	26.670	26.862	1'43.342	262,1	13:37'32.618
5	22.158	27.128	26.850	27.168	1'43.304	264,1	13:39'15.922

RET 91 L. BERNARDI [1'42.978]

Lap	Seg1	Seg2	Seg3	Seg4	Lap Time	km/h	Local Time
1		28.250	27.133	27.189	1'49.426	266,	



Motul Argentinean Round, 21-23 October 2022
Chronological Analysis Race 1

Start at 13:30'31.638

3	22.251	27.379	26.468	27.142	1'43.240	265,4	13:35'47.537
4	22.227	27.433	26.489	26.938	1'43.087	264,7	13:37'30.624
5	22.290	27.457	26.595	27.006	1'43.348	262,8	13:39'13.972
6	22.193	27.317	26.681	27.133	1'43.324	265,4	13:40'57.296
7	22.239	27.322	26.750	26.972	1'43.283	268,0	13:42'40.579
8	22.206	27.441	26.398	27.288	1'43.333	263,4	13:44'23.912
9	22.087	27.426	26.395	27.070	1'42.978	264,7	13:46'06.890
10	22.137	27.498	26.800	27.730	1'44.165	263,4	13:47'51.055
11	22.252	27.380	26.593	27.223	1'43.448	265,4	13:49'34.503
12	22.421	27.496	26.839	27.098	1'43.854	260,9	13:51'18.357
13	22.150	27.275	26.608	27.149	1'43.182	267,3	13:53'01.539
14	22.341	27.750	26.369	27.102	1'43.562	262,1	13:54'45.101
15	22.184	27.436	26.548	27.316	1'43.484	264,1	13:56'28.585

Race Time 25'56.947

RET 99 A. HUERTAS [1'42.707]

Lap	Seg1	Seg2	Seg3	Seg4	Lap Time	km/h	Local Time
1		27.947	26.782	27.182	1'48.015	265,4	13:32'19.653
2	22.371	27.319	27.031	27.026	1'43.747	265,4	13:34'03.400
3	22.510	27.178	26.438	26.956	1'43.082	267,3	13:35'46.482
4	22.354	27.321	26.348	27.023	1'43.046	263,4	13:37'29.528
5	22.388	27.428	26.653	27.046	1'43.515	260,2	13:39'13.043
6	22.372	27.330	26.286	26.916	1'42.904	262,8	13:40'55.947
7	22.212	27.248	26.606	27.033	1'43.099	262,8	13:42'39.046
8	22.220	27.337	26.349	27.017	1'42.923	262,1	13:44'21.969
9	22.285	27.379	26.558	26.937	1'43.159	262,1	13:46'05.128
10	22.263	27.198	26.342	26.904	1'42.707	266,0	13:47'47.835
11	22.321	27.272	26.428	27.096	1'43.117	263,4	13:49'30.952
12	22.338	27.518	30.426	27.489	1'47.771	260,9	13:51'18.723
13	22.204	27.155	29.537	45.164	2'04.060P	266,7	13:53'22.783

Race Time 22'51.145

RET 94 A. VERDOIA [1'43.126]

Lap	Seg1	Seg2	Seg3	Seg4	Lap Time	km/h	Local Time
1		28.433	27.312	27.220	1'50.198	263,4	13:32'21.836
2	22.541	27.373	26.653	27.127	1'43.694	268,0	13:34'05.530
3	22.432	27.348	27.210	26.955	1'43.945	266,0	13:35'49.475
4	22.535	27.451	26.876	27.019	1'43.881	262,8	13:37'33.356
5	22.268	27.267	26.511	27.217	1'43.263	264,1	13:39'16.619
6	22.286	27.282	26.570	26.988	1'43.126	265,4	13:40'59.745
7	22.340	27.412	26.573	26.959	1'43.284	262,8	13:42'43.029
8	22.338	27.419	26.496	27.063	1'43.316	262,8	13:44'26.345
9	22.369	27.330	27.507	27.210	1'44.416	265,4	13:46'10.761
10	22.341	27.457	26.512	27.064	1'43.374	262,8	13:47'54.135
11	27.326	27.811	26.680	27.227	1'49.044	259,6	13:49'43.179
12	22.618	28.212	26.867	41.123	1'58.820P	256,5	13:51'41.999

Race Time 21'10.361

RET 25 M. BRENNER [1'44.023]

Lap	Seg1	Seg2	Seg3	Seg4	Lap Time	km/h	Local Time
1		28.696	27.302	27.401	1'50.833	259,6	13:32'22.471
2	22.824	27.513	27.112	27.306	1'44.755	262,8	13:34'07.226
3	22.353	27.626	26.898	27.146	1'44.023	260,2	13:35'51.249
4	22.439	27.615	26.895	27.118	1'44.067	256,5	13:37'35.316
5	22.443	27.626	26.720	27.396	1'44.185	256,5	13:39'19.501
6	22.597	27.782	26.838	27.177	1'44.394	256,5	13:41'03.895
7	22.707	27.848	27.225	39.379	1'57.159P	257,8	13:43'01.054

Race Time 12'29.416

22/10/2022 P = Pits In/Out - C = Lap Time Cancelled

These data/results cannot be reproduced, stored and/or transmitted in whole or in part by any manner of electronic, mechanical, photocopying, recording, broadcasting or otherwise now known or herein after developed without the previous express consent by the copyright owner, except for reproduction in daily press and regular printed publications on sale to the public within 60 days of the event related to those data/results and always provided that copyright symbol appears together as follows below.

© DORNA WSBK ORGANIZATION Srl 2022