

Motul Argentinean Round, 21-23 October 2022
Chronological Analysis Race 2

Start at 13:30'20.560

1 / 4

1° 77 D. AEGERTER [1'42.186]							
Lap	Seg1	Seg2	Seg3	Seg4	Lap Time	km/h	Local Time
1		27.579	26.848	26.983	1'46.446	262,8	13:32'07.006
2	22.228	27.243	26.527	26.948	1'42.946	263,4	13:33'49.952
3	22.180	27.210	26.524	26.902	1'42.816	264,1	13:35'32.768
4	22.232	27.777	26.766	26.918	1'43.693	263,4	13:37'16.461
5	22.225	27.230	26.569	26.810	1'42.834	264,1	13:38'59.295
6	22.222	27.097	26.463	26.821	1'42.603	268,7	13:40'41.898
7	22.055	27.264	26.320	26.876	1'42.515	264,1	13:42'24.413
8	22.010	27.202	26.179	27.290	1'42.681	264,1	13:44'07.094
9	22.191	27.218	26.326	26.990	1'42.725	264,7	13:45'49.819
10	22.024	27.215	26.125	26.822	1'42.186	263,4	13:47'32.005
11	22.110	27.147	26.284	26.798	1'42.339	265,4	13:49'14.344
12	22.077	27.138	26.452	26.818	1'42.485	266,7	13:50'56.829
13	22.085	27.142	26.295	26.851	1'42.373	265,4	13:52'39.202
14	22.073	27.147	26.224	26.992	1'42.436	265,4	13:54'21.638
15	22.589	27.252	26.334	26.897	1'43.072	266,7	13:56'04.710
16	22.326	27.250	26.363	26.733	1'42.672	262,1	13:57'47.382
17	22.036	27.157	26.210	26.983	1'42.386	264,1	13:59'29.768
18	22.054	27.356	26.520	26.785	1'42.715	258,4	14:01'12.483
19	22.075	27.166	26.169	27.107	1'42.517	264,7	14:02'55.000

Race Time 32'34.440

2° 64 F. CARICASULO [1'42.224]							
Lap	Seg1	Seg2	Seg3	Seg4	Lap Time	km/h	Local Time
1		27.513	26.612	27.080	1'45.622	262,1	13:32'06.182
2	22.291	27.362	26.450	26.950	1'43.053	260,2	13:33'49.235
3	22.073	27.514	26.258	27.009	1'42.854	260,9	13:35'32.089
4	22.579	27.844	26.736	26.960	1'44.119	252,3	13:37'16.208
5	22.204	27.125	26.390	26.929	1'42.648	269,3	13:38'58.856
6	22.150	27.080	26.417	26.751	1'42.398	270,7	13:40'41.254
7	22.232	27.160	26.278	26.809	1'42.479	268,7	13:42'23.733
8	22.205	27.148	26.357	27.415	1'43.125	268,7	13:44'06.858
9	22.243	27.069	26.242	26.838	1'42.392	268,0	13:45'49.250
10	22.050	27.141	26.260	26.773	1'42.224	266,7	13:47'31.474
11	22.280	27.156	26.237	26.764	1'42.437	267,3	13:49'13.911
12	22.160	27.234	26.397	26.791	1'42.582	268,0	13:50'56.493
13	22.168	27.093	26.281	26.795	1'42.337	266,0	13:52'38.830
14	22.111	27.042	26.379	27.367	1'42.899	270,0	13:54'21.729
15	22.676	27.157	26.500	26.807	1'43.140	269,3	13:56'04.869
16	22.359	27.046	26.647	26.815	1'42.867	272,7	13:57'47.736
17	22.071	27.252	26.387	26.912	1'42.622	266,7	13:59'30.358
18	22.018	27.249	26.426	26.768	1'42.461	266,0	14:01'12.819
19	22.291	27.245	26.323	26.989	1'42.848	263,4	14:02'55.667

Race Time 32'35.107

3° 7 L. BALDASSARRI [1'42.255]							
Lap	Seg1	Seg2	Seg3	Seg4	Lap Time	km/h	Local Time
1		27.335	27.017	26.920	1'46.109	264,1	13:32'06.669
2	22.271	27.137	26.649	26.918	1'42.975	259,0	13:33'49.644
3	22.217	27.179	26.590	26.918	1'42.904	264,7	13:35'32.548
4	22.298	27.599	26.609	26.931	1'43.437	259,6	13:37'15.985
5	22.181	27.191	26.296	26.947	1'42.615	261,5	13:38'58.600
6	22.112	27.227	26.249	26.773	1'42.361	265,4	13:40'40.961
7	22.120	27.170	26.233	26.886	1'42.409	264,1	13:42'23.370
8	22.166	27.214	26.306	27.637	1'43.323	264,7	13:44'06.693
9	22.117	27.151	26.165	26.833	1'42.266	262,8	13:45'48.959
10	22.043	27.247	26.116	26.849	1'42.255	262,8	13:47'31.214
11	22.164	27.176	26.152	26.865	1'42.357	262,8	13:49'13.571
12	22.369	27.336	26.184	26.855	1'42.744	260,9	13:50'56.315
13	22.106	27.164	26.185	26.826	1'42.281	262,1	13:52'38.596
14	22.047	27.250	26.188	27.511	1'42.996	262,8	13:54'21.592
15	22.438	27.302	26.218	27.016	1'42.974	262,8	13:56'04.566
16	22.061	27.218	26.168	26.892	1'42.339	262,8	13:57'46.905
17	22.129	27.268	26.652	26.917	1'42.966	261,5	13:59'29.871

23/10/2022 P = Pits In/Out - C = Lap Time Cancelled

These data/results cannot be reproduced, stored and/or transmitted in whole or in part by any manner of electronic, mechanical, photocopying, recording, broadcasting or otherwise now known or herein after developed without the previous express consent by the copyright owner, except for reproduction in daily press and regular printed publications on sale to the public within 60 days of the event related to those data/results and always provided that copyright symbol appears together as follows below.

© DORNA WSBK ORGANIZATION Srl 2022

18	22.189	27.123	26.322	26.819	1'42.453	262,8	14:01'12.324
19	22.059	27.197	26.159	28.100	1'43.515	259,6	14:02'55.839

Race Time 32'35.279

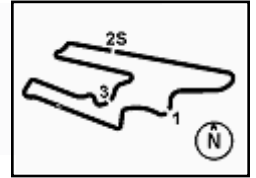
4° 66 N. TUULI [1'42.384]								
Lap	Seg1	Seg2	Seg3	Seg4	Lap Time	km/h	Local Time	
1			27.484	26.998	27.052	1'47.179	263,4	13:32'07.739
2	22.359	27.126	26.484	26.908	1'42.877	269,3	13:33'50.616	
3	22.248	27.147	26.530	26.830	1'42.755	267,3	13:35'33.371	
4	22.283	27.242	26.897	26.779	1'43.201	267,3	13:37'16.572	
5	22.258	27.083	26.274	26.967	1'42.582	261,5	13:38'59.154	
6	22.176	27.110	26.410	26.840	1'42.536	268,0	13:40'41.690	
7	23.671	27.127	26.539	26.901	1'44.238	268,7	13:42'25.928	
8	22.212	26.993	26.383	27.028	1'42.616	266,7	13:44'08.544	
9	22.194	27.072	26.267	26.851	1'42.384	268,0	13:45'50.928	
10	22.158	27.219	26.365	26.919	1'42.661	262,8	13:47'33.589	
11	22.161	27.309	26.356	26.792	1'42.618	262,1	13:49'16.207	
12	21.995	27.189	26.156	27.337	1'42.677	262,1	13:50'58.884	
13	22.218	27.216	26.298	26.905	1'42.637	262,1	13:52'41.521	
14	22.158	27.166	26.281	26.947	1'42.552	263,4	13:54'24.073	
15	22.040	27.107	26.326	26.990	1'42.463	264,7	13:56'06.536	
16	22.088	27.311	26.271	27.027	1'42.697	263,4	13:57'49.233	
17	22.073	27.206	26.352	26.978	1'42.609	264,1	13:59'31.842	
18	22.096	27.232	26.310	26.917	1'42.555	260,9	14:01'14.397	
19	22.187	27.250	26.469	26.937	1'42.843	261,5	14:02'57.240	

Race Time 32'36.680

5° 62 S. MANZI [1'42.373]								
Lap	Seg1	Seg2	Seg3	Seg4	Lap Time	km/h	Local Time	
1			27.505	27.157	27.028	1'47.451	268,0	13:32'08.011
2	22.327	27.155	26.556	27.070	1'43.108	270,0	13:33'51.119	
3	22.324	27.173	26.605	26.967	1'43.069	266,7	13:35'34.188	
4	22.210	27.337	26.652	26.901	1'43.100	261,5	13:37'17.288	
5	22.268	27.111	26.529	26.867	1'42.775	269,3	13:39'00.063	
6	22.185	27.083	26.396	26.779	1'42.443	266,0	13:40'42.506	
7	22.217	27.132	26.304	26.985	1'42.638	266,7	13:42'25.144	
8	22.228	27.330	26.632	26.813	1'43.003	262,8	13:44'08.147	
9	22.355	27.298	26.720	27.001	1'43.374	262,1	13:45'51.521	
10	22.307	27.337	26.423	26.879	1'42.946	260,9	13:47'34.467	
11	22.337	27.221	26.491	26.885	1'42.934	262,1	13:49'17.401	
12	22.224	27.214	26.462	26.927	1'42.827	262,8	13:51'00.228	
13	22.278	27.168	26.329	26.888	1'42.663	264,1	13:52'42.891	
14	22.110	27.234	26.262	26.767	1'42.373	264,7	13:54'25.264	
15	22.238	27.240	26.433	26.859	1'42.770	263,4	13:56'08.034	
16	22.166	27.218	26.319	26.760	1'42.463	264,1	13:57'50.497	
17	22.382	27.342	26.500	26.943	1'43.167	262,8	13:59'33.664	
18	22.087	27.212	26.354	26.863	1'42.516	263,4	14:01'16.180	
19	22.216	27.347	26.604	26.970	1'43.137	261,5	14:02'59.317	

Race Time 32'38.757

6° 16 J. CLUZEL [1'42.428]								
Lap	Seg1	Seg2	Seg3	Seg4	Lap Time	km/h	Local Time	
1			27.516	26.908	27.110	1'46.738	267,3	13:32'07.298
2	22.169	27.385	26.584	26.840	1'42.978	262,8	13:33'50.276	
3	22.230	27.344	26.433	26.854	1'42.861	262,1	13:35'33.137	
4	22.196	27.491	27.120	26.994	1'43.801	264,1	13:37'16.938	
5	22.176	27.297	26.523	27.054	1'43.050	262,8	13:38'59.988	
6	22.091	27.347	26.589	26.887	1'42.914	262,1	13:40'42.902	
7	22.099	27.301	26.504	26.853	1'42.757	264,1	13:42'25.659	
8	22.148	27.359	26.692	26.941	1'43.140	260,9	13:44'08.799	
9	22.223	27.427	26.435	26.916	1'43.001	262,1	13:45'51.800	
10	22.262	27.350	26.521	26.924	1'43.057	262,1	13:47'34.857	
11	22.192	27.301	26.549	26.861	1'42.903	262,1	13:49'17.760	
12	22.137	27.331	26.443	26.840	1'42.751	262,8	13:51'00.511	
13	22.174	27.284	26.477	26.822	1'42.757	263,4	13:52'43.268	
14	22.072	27.293	26.269	26.794	1'42.428	263,4	13:54'25.696	



Motul Argentinean Round, 21-23 October 2022
Chronological Analysis Race 2

San Juan Villicum Circuit 4.276 m

Start at 13:30'20.560

2 / 4

15	22.133	27.343	26.439	26.816	1'42.731	263,4	13:56'08.427	12	22.272	27.185	26.488	26.965	1'42.910	263,4	13:51'07.639
16	22.150	27.337	26.415	26.838	1'42.740	262,8	13:57'51.167	13	22.271	27.365	26.486	26.903	1'43.025	262,8	13:52'50.664
17	22.220	27.397	26.513	26.977	1'43.107	262,8	13:59'34.274	14	22.233	27.223	26.506	27.015	1'42.977	263,4	13:54'33.641
18	22.214	27.425	26.469	26.940	1'43.048	260,9	14:01'17.322	15	22.332	27.422	26.878	27.156	1'43.788	262,8	13:56'17.429
19	22.327	27.516	26.476	26.971	1'43.290	259,6	14:03'00.612	16	22.405	27.279	26.777	27.036	1'43.497	262,8	13:58'00.926

Race Time 32'40.052

7° 61 C. ONCU [1'42.728]							
Lap	Seg.1	Seg.2	Seg.3	Seg.4	Lap Time	km/h	Local Time
1		27.515	27.059	27.500	1'48.013	271,4	13:32'08.573
2	22.255	27.197	26.643	27.013	1'43.108	268,0	13:33'51.681
3	22.210	27.150	26.708	26.927	1'42.995	270,0	13:35'34.676
4	22.205	27.069	26.737	26.971	1'42.982	272,0	13:37'17.658
5	22.216	27.109	26.628	26.847	1'42.800	267,3	13:39'00.458
6	22.155	27.166	26.540	26.867	1'42.728	268,7	13:40'43.186
7	22.342	27.108	26.664	26.963	1'43.077	270,0	13:42'26.263
8	22.206	27.131	26.791	27.050	1'43.178	266,0	13:44'09.441
9	22.190	27.272	26.471	27.000	1'42.933	266,0	13:45'52.374
10	22.155	27.261	26.705	27.023	1'43.144	265,4	13:47'35.518
11	22.249	27.210	26.805	27.054	1'43.318	265,4	13:49'18.836
12	22.168	27.241	26.532	27.062	1'43.003	262,8	13:51'01.839
13	22.084	27.162	26.564	27.057	1'42.867	264,1	13:52'44.706
14	22.117	27.263	26.545	27.063	1'42.988	266,7	13:54'27.694
15	22.318	27.353	26.587	27.094	1'43.352	262,8	13:56'11.046
16	22.374	27.341	26.645	27.125	1'43.485	262,8	13:57'54.531
17	22.169	27.350	26.559	27.030	1'43.108	261,5	13:59'37.639
18	22.223	27.409	26.585	27.243	1'43.460	262,8	14:01'21.099
19	22.217	27.392	26.565	27.431	1'43.605	262,8	14:03'04.704

Race Time 32'44.144

8° 11 N. BULEGA [1'42.951]							
Lap	Seg.1	Seg.2	Seg.3	Seg.4	Lap Time	km/h	Local Time
1		27.400	27.106	27.131	1'47.054	269,3	13:32'07.614
2	22.326	27.267	27.002	27.148	1'43.743	267,3	13:33'51.357
3	22.345	27.172	26.635	26.938	1'43.090	268,7	13:35'34.447
4	22.252	27.237	27.050	27.026	1'43.565	267,3	13:37'18.012
5	22.257	27.190	26.536	26.968	1'42.951	268,7	13:39'00.963
6	22.217	27.259	26.588	26.993	1'43.057	268,7	13:40'44.020
7	22.322	27.326	26.566	27.080	1'43.294	267,3	13:42'27.314
8	22.208	27.372	26.731	27.005	1'43.316	265,4	13:44'10.630
9	22.305	27.386	26.607	27.150	1'43.448	265,4	13:45'54.078
10	22.302	27.439	26.591	27.078	1'43.410	264,1	13:47'37.488
11	22.205	27.404	26.571	27.003	1'43.183	263,4	13:49'20.671
12	22.425	27.310	26.613	27.000	1'43.348	264,1	13:51'04.019
13	22.218	27.351	26.634	26.984	1'43.187	264,7	13:52'47.206
14	22.240	27.321	26.620	27.160	1'43.341	266,0	13:54'30.547
15	22.386	27.406	26.571	27.168	1'43.531	266,0	13:56'14.078
16	22.404	27.445	26.827	27.228	1'43.904	264,1	13:57'57.982
17	22.354	27.548	26.783	27.316	1'44.001	262,1	13:59'41.983
18	22.520	27.552	26.786	27.301	1'44.159	261,5	14:01'26.142
19	22.649	27.570	26.826	27.298	1'44.343	261,5	14:03'10.485

Race Time 32'49.925

9° 94 A. VERDOIA [1'42.846]							
Lap	Seg.1	Seg.2	Seg.3	Seg.4	Lap Time	km/h	Local Time
1		27.534	27.298	27.952	1'49.712	264,1	13:32'10.272
2	22.238	27.209	26.822	27.335	1'43.604	264,1	13:33'53.876
3	22.309	27.332	26.314	26.964	1'42.919	262,8	13:35'36.795
4	22.248	27.208	26.403	26.987	1'42.846	263,4	13:37'19.641
5	22.267	27.176	27.762	27.340	1'44.545	262,8	13:39'04.186
6	22.184	27.308	26.532	26.939	1'42.963	262,8	13:40'47.149
7	22.323	27.280	26.574	27.154	1'43.331	263,4	13:42'30.480
8	22.275	27.302	26.521	27.065	1'43.163	263,4	13:44'13.643
9	22.319	27.372	26.703	27.024	1'43.418	262,8	13:45'57.061
10	22.567	27.323	26.544	26.948	1'43.382	263,4	13:47'40.443
11	22.462	27.386	27.469	26.969	1'44.286	263,4	13:49'24.729

23/10/2022

P = Pits In/Out - C = Lap Time Cancelled

These data/results cannot be reproduced, stored and/or transmitted in whole or in part by any manner of electronic, mechanical, photocopying, recording, broadcasting or otherwise now known or herein after developed without the previous express consent by the copyright owner, except for reproduction in daily press and regular printed publications on sale to the public within 60 days of the event related to those data/results and always provided that copyright symbol appears together as follows below.

© DORNA WSBK ORGANIZATION Srl 2022

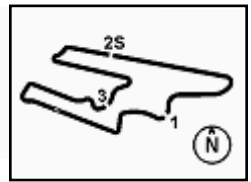
10° 99 A. HUERTAS [1'42.823]							
Lap	Seg.1	Seg.2	Seg.3	Seg.4	Lap Time	km/h	Local Time
1		27.701	27.136	27.250	1'48.142	272,0	13:32'08.702
2	23.195	27.593	29.801	27.165	1'47.754	272,8	13:33'56.456
3	22.319	27.626	26.640	26.927	1'43.512	255,3	13:35'39.968
4	22.226	27.430	26.256	26.911	1'42.823	260,9	13:37'22.791
5	22.268	27.331	26.350	26.952	1'42.901	262,1	13:39'05.692
6	22.222	27.360	26.345	26.930	1'42.857	264,1	13:40'48.549
7	22.300	27.237	26.625	27.225	1'43.387	266,7	13:42'31.936
8	22.226	27.392	26.774	27.013	1'43.405	260,9	13:44'15.341
9	22.239	27.438	26.383	27.065	1'43.125	261,5	13:45'58.466
10	22.247	27.471	26.546	26.969	1'43.233	260,9	13:47'41.699
11	22.314	27.530	26.373	26.988	1'43.205	261,5	13:49'24.904
12	22.300	27.250	26.541	27.009	1'43.100	265,4	13:51'08.004
13	22.275	27.323	26.581	26.899	1'43.078	266,0	13:52'51.082
14	22.284	27.225	26.523	27.036	1'43.068	266,0	13:54'34.150
15	22.321	27.232	26.783	27.091	1'43.427	264,7	13:56'17.577
16	22.471	27.356	26.610	27.096	1'43.533	266,0	13:58'01.110
17	22.471	27.356	26.700	27.125	1'43.652	266,0	13:59'44.762
18	22.344	27.416	26.773	27.240	1'43.773	261,5	14:01'28.535
19	22.420	27.378	26.439	27.370	1'43.607	262,8	14:03'12.142

Race Time 32'51.582

11° 28 G. VAN STRAALEN [1'43.098]							
Lap	Seg.1	Seg.2	Seg.3	Seg.4	Lap Time	km/h	Local Time
1		27.614	27.352	27.278	1'47.772	262,8	13:32'08.332
2	22.270	27.491	26.735	27.045	1'43.541	262,8	13:33'51.873
3	22.292	27.529	26.799	27.031	1'43.651	260,2	13:35'35.524
4	22.284	27.693	26.598	27.221	1'43.796	259,0	13:37'19.320
5	22.259	27.509	26.599	27.002	1'43.369	259,0	13:39'02.689
6	22.441	27.649	26.543	26.971	1'43.604	258,4	13:40'46.293
7	22.339	27.609	26.527	26.945	1'43.420	256,5	13:42'29.713
8	22.250	27.671	26.510	27.061	1'43.492	256,5	13:44'13.205
9	22.264	27.621	26.690	27.058	1'43.633	257,1	13:45'56.838
10	22.160	27.677	26.478	26.865	1'43.180	255,9	13:47'40.018
11	22.179	27.528	26.442	26.949	1'43.098	257,8	13:49'23.116
12	22.505	27.502	26.454	27.041	1'43.502	258,4	13:51'06.618
13	22.241	27.505	26.484	27.016	1'43.246	258,4	13:52'49.864
14	22.396	27.499	26.393	27.061	1'43.349	260,2	13:54'33.213
15	22.290	27.573	26.677	27.266	1'43.806	258,4	13:56'17.019
16	22.309	27.592	26.539	27.023	1'43.463	259,6	13:58'00.482
17	22.312	27.660	26.469	26.963	1'43.404	258,4	13:59'43.886
18	22.236	27.649	27.565	27.422	1'44.872	257,1	14:01'28.758
19	22.525	27.624	26.647	27.189	1'43.985	259,6	14:03'12.743

Race Time 32'52.183

12° 56 P. SEBESTYEN [1'43.195]							
Lap	Seg.1	Seg.2	Seg.3	Seg.4	Lap Time	km/h	Local Time
1		27.580	27.856	27.507	1'49.145	268,7	13:32'09.705
2	22.479						



Motul Argentinean Round, 21-23 October 2022
Chronological Analysis Race 2

San Juan Villicum Circuit 4.276 m

3 / 4

Start at 13:30'20.560

Lap	Seg1	Seg2	Seg3	Seg4	Lap Time	km/h	Local Time
9	22.362	27.439	26.459	27.157	1'43.417	263,4	13:45'59.445
10	22.351	27.423	26.522	27.093	1'43.389	264,1	13:47'42.834
11	22.331	27.377	26.517	26.970	1'43.195	264,7	13:49'26.029
12	22.587	27.454	26.582	27.163	1'43.786	263,4	13:51'09.815
13	22.356	27.500	26.418	27.081	1'43.355	264,1	13:52'53.170
14	22.378	27.459	26.515	27.124	1'43.476	265,4	13:54'36.646
15	22.336	27.505	26.504	27.136	1'43.481	263,4	13:56'20.127
16	22.508	27.447	26.478	27.325	1'43.758	264,1	13:58'03.885
17	22.333	27.594	26.608	27.208	1'43.743	263,4	13:59'47.628
18	22.460	27.583	26.619	27.167	1'43.829	260,2	14:01'31.457
19	22.489	27.637	26.810	27.312	1'44.248	262,1	14:03'15.705

Race Time 32'55.145

13° 69 T. BOOTH-AMOS [1'43.831]

Lap	Seg1	Seg2	Seg3	Seg4	Lap Time	km/h	Local Time
1		27.824	27.324	27.844	1'49.725	265,4	13:32'10.285
2	22.922	27.898	27.007	27.378	1'45.205	259,0	13:33'55.490
3	23.027	27.892	27.040	27.232	1'45.191	257,1	13:35'40.681
4	22.497	27.564	26.636	27.157	1'43.854	259,6	13:37'24.535
5	22.454	27.561	26.662	27.274	1'43.951	259,0	13:39'08.486
6	22.453	27.537	26.598	27.243	1'43.831	259,6	13:40'52.317
7	22.391	27.546	26.694	27.225	1'43.856	258,4	13:42'36.173
8	22.335	27.730	26.635	27.303	1'44.003	257,8	13:44'20.176
9	22.492	27.671	26.631	27.380	1'44.174	256,5	13:46'04.350
10	22.421	27.636	26.755	27.333	1'44.145	255,9	13:47'48.495
11	22.482	27.736	26.746	27.457	1'44.421	256,5	13:49'32.916
12	22.624	27.721	26.730	27.344	1'44.419	257,1	13:51'17.335
13	22.357	27.690	26.572	27.401	1'44.020	259,0	13:53'01.355
14	22.336	27.607	27.183	27.257	1'44.383	259,0	13:54'45.738
15	22.547	27.661	26.867	27.254	1'44.329	259,0	13:56'30.067
16	22.501	27.732	26.672	27.351	1'44.256	259,0	13:58'14.323
17	22.460	27.811	26.635	27.319	1'44.225	255,3	13:59'58.548
18	22.360	27.742	26.626	27.202	1'43.930	254,7	14:01'42.478
19	22.906	28.054	26.794	27.413	1'45.167	256,5	14:03'27.645

Race Time 33'07.085

14° 50 O. VOSTATEK [1'44.043]

Lap	Seg1	Seg2	Seg3	Seg4	Lap Time	km/h	Local Time
1		27.684	27.196	27.904	1'50.220	267,3	13:32'10.780
2	22.742	28.031	27.418	27.471	1'45.662	257,1	13:33'56.442
3	22.677	27.611	27.221	27.166	1'44.675	253,5	13:35'41.117
4	22.590	27.715	27.120	27.040	1'44.465	250,6	13:37'25.582
5	22.375	27.370	27.612	27.260	1'44.617	264,1	13:39'10.199
6	22.476	27.572	26.817	27.178	1'44.043	261,5	13:40'54.242
7	22.554	27.659	26.973	27.150	1'44.336	260,9	13:42'38.578
8	22.388	27.614	26.979	27.372	1'44.353	260,9	13:44'22.931
9	22.458	27.561	27.050	27.237	1'44.306	259,6	13:46'07.237
10	22.408	27.664	27.327	27.213	1'44.612	248,8	13:47'51.849
11	22.703	27.721	26.834	27.288	1'44.546	257,8	13:49'36.395
12	22.452	27.735	26.817	27.212	1'44.216	257,8	13:51'20.611
13	22.462	27.708	26.783	27.276	1'44.229	259,0	13:53'04.840
14	22.367	27.730	26.798	27.223	1'44.118	259,6	13:54'48.958
15	22.712	27.782	26.976	27.283	1'44.753	257,8	13:56'33.711
16	22.401	27.721	26.899	29.310	1'46.331	259,6	13:58'20.042
17	22.717	27.867	27.006	27.242	1'44.832	255,9	14:00'04.874
18	22.288	27.732	26.841	27.290	1'44.151	255,3	14:01'49.025
19	22.482	27.907	27.185	27.638	1'45.212	255,3	14:03'34.237

Race Time 33'13.677

15° 25 M. BRENNER [1'44.074]

Lap	Seg1	Seg2	Seg3	Seg4	Lap Time	km/h	Local Time
1		27.951	27.495	27.526	1'50.125	264,7	13:32'10.685
2	22.643	27.861	27.115	27.538	1'45.157	256,5	13:33'55.842
3	22.772	28.080	27.038	27.311	1'45.201	261,5	13:35'41.043
4	22.391	27.563	26.885	27.235	1'44.074	260,2	13:37'25.117
5	22.471	27.579	26.764	27.335	1'44.149	256,5	13:39'09.266

23/10/2022 P = Pits In/Out - C = Lap Time Cancelled

These data/results cannot be reproduced, stored and/or transmitted in whole or in part by any manner of electronic, mechanical, photocopying, recording, broadcasting or otherwise now known or herein after developed without the previous express consent by the copyright owner, except for reproduction in daily press and regular printed publications on sale to the public within 60 days of the event related to those data/results and always provided that copyright symbol appears together as follows below.

© DORNA WSBK ORGANIZATION Srl 2022

16° 52 P. HOBELSBERGER [1'44.727]

Lap	Seg1	Seg2	Seg3	Seg4	Lap Time	km/h	Local Time
1		28.954	27.263	27.644	1'51.563	264,1	13:32'12.123
2	22.670	28.507	27.046	27.642	1'45.865	262,1	13:33'57.988
3	22.754	27.607	27.113	27.392	1'44.866	262,1	13:35'42.854
4	22.636	27.506	27.093	27.492	1'44.727	255,9	13:37'27.581
5	23.919	27.608	27.018	27.566	1'46.111	260,9	13:39'13.692
6	22.625	27.627	26.998	27.496	1'44.746	262,1	13:40'58.438
7	22.765	27.640	27.146	27.615	1'45.166	262,1	13:42'43.604
8	22.931	27.770	27.288	27.594	1'45.583	260,9	13:44'29.187
9	22.796	27.697	27.305	27.910	1'45.708	259,0	13:46'14.895
10	22.892	27.722	27.388	27.731	1'45.733	257,1	13:48'00.628
11	22.858	27.734	27.317	27.859	1'45.768	259,6	13:49'46.396
12	22.812	27.842	27.375	28.004	1'46.033	260,2	13:51'32.429
13	22.855	27.842	27.496	27.958	1'46.151	260,2	13:53'18.580
14	22.927	27.967	27.312	27.866	1'46.072	261,5	13:55'04.652
15	23.151	27.794	27.336	27.869	1'46.150	260,9	13:56'50.802
16	22.877	27.762	27.464	28.065	1'46.168	260,9	13:58'36.970
17	22.867	27.771	27.486	27.987	1'46.111	257,1	14:00'23.081
18	23.024	27.844	27.479	27.982	1'46.329	258,4	14:02'09.410
19	22.992	28.045	27.568	28.268	1'46.873	259,6	14:03'56.283

Race Time 33'35.723

RET 3 R. DE ROSA [1'42.342]

Lap	Seg1	Seg2	Seg3	Seg4	Lap Time	km/h	Local Time
1		27.387	26.929	26.978	1'45.962	263,4	13:32'06.522
2	22.290	27.181	26.497	26.940	1'42.908	264,7	13:33'49.430
3	22.197	27.228	26.500	26.997	1'42.922	266,7	13:35'32.352
4	22.370	27.661	26.315	26.880	1'43.226	257,8	13:37'15.578
5	22.149	27.325	26.245	26.961	1'42.680	259,6	13:38'58.258
6	22.128	27.219	26.265	26.825	1'42.437	260,9	13:40'40.695
7	22.124	27.273	26.193	26.771	1'42.361	261,5	13:42'23.056
8	22.081	27.295	26.194	26.835	1'42.405	262,1	13:44'05.461
9	21.993	27.274	26.296	26.779	1'42.342	260,2	13:45'47.803
10	22.109	27.390	26.169	26.900	1'42.568	259,6	13:47'30.371
11	22.071	27.381	48.290	29.478	2'07.220	257,8	13:49'37.591
12	23.928	30.559	29.326	51.799	2'15.612P	242,2	13:51'53.203

Race Time 21'32.643

RET 55 Y. MONTELLA

Lap	Seg1	Seg2	Seg3	Seg4	Lap Time	km/h	Local Time
1		27.484	27.301	27.420	1'48.740	272,0	13:32'09.300
2	22.190	27.195	26.416	1'18.982	2'34.783P	266,0	13:34'44.083

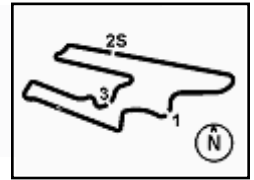
Race Time 4'23.523

RET 91 L. BERNARDI

Lap	Seg1	Seg2	Seg3	Seg4	Lap Time	km/h	Local Time
1		27.573	27.280	27.465	1'49.020	270,7	13:32'09.580
2	1'02.069	33.034	31.386	43.854	2'50.343P	237,4	13:34'59.923

Race Time 4'39.363





Motul Argentinean Round, 21-23 October 2022
Chronological Analysis Race 2

Start at 13:30'20.560

RET								57 B. SMITH							
Lap	Seg.1	Seg.2	Seg.3	Seg.4	Lap Time	km/h	Local Time								
1		27.647	27.653	27.479	1'48.730	269,3	13:32'09.290								
								Race Time 1'48.730							

RET								32 O. BAYLISS							
Lap	Seg.1	Seg.2	Seg.3	Seg.4	Lap Time	km/h	Local Time								
1		45.554	40.176	56.672	3'37.232P	154,1	13:33'57.792								
								Race Time 3'37.232							

23/10/2022 P = Pits In/Dut - C = Lap Time Cancelled

These data/results cannot be reproduced, stored and/or transmitted in whole or in part by any manner of electronic, mechanical, photocopying, recording, broadcasting or otherwise now known or herein after developed without the previous express consent by the copyright owner, except for reproduction in daily press and regular printed publications on sale to the public within 60 days of the event related to those data/results and always provided that copyright symbol appears together as follows below.

© DORNA WSBK ORGANIZATION Srl 2022