

Grand Ridge Brewery Australian Round, 17-20 November 2022

Chronological Analysis Race 1

Start at 16:00'29.607

1 / 5

1° 65 J. REA [1'31.950]							
Lap	Seg1	Seg2	Seg3	Seg4	Lap Time	km/h	Local Time
1		30.141	20.092	28.702	1'49.242		16:02'18.849
2	25.694	29.729	19.992	28.782	1'44.197	313,0	16:04'03.046
3	24.382	29.758	19.844	29.086	1'43.070	313,0	16:05'46.116
4	24.591	29.818	19.782	29.128	1'43.319	305,1	16:07'29.435
5	24.487	30.026	19.742	29.047	1'43.302	305,9	16:09'12.737
6	24.706	30.040	19.877	28.973	1'43.596	299,2	16:10'56.333
7	24.481	29.885	19.667	29.004	1'43.037	305,1	16:12'39.370
8	24.436	29.786	19.401	28.668	1'42.291	305,9	16:14'21.661
9	24.022	29.473	19.194	28.363	1'41.052	308,6	16:16'02.713
10	24.097	29.335	19.192	1'19.506	2'32.130P	308,6	16:18'34.843
11	33.555	27.380	18.357	26.699	1'45.991P		16:20'20.834
12	22.168	26.789	17.916	26.438	1'33.311	314,9	16:21'54.145
13	22.024	26.786	17.872	26.053	1'32.735	315,8	16:23'26.880
14	22.009	26.675	17.713	26.090	1'32.487	314,9	16:24'59.367
15	21.914	27.112	17.694	25.988	1'32.708	314,9	16:26'32.075
16	21.953	26.707	17.619	25.924	1'32.203	314,9	16:28'04.278
17	21.925	26.696	17.814	25.962	1'32.397	313,0	16:29'36.675
18	21.850	26.675	17.597	25.863	1'31.985	313,0	16:31'08.660
19	21.812	26.768	17.580	25.918	1'32.078	314,0	16:32'40.738
20	21.884	26.542	17.613	25.911	1'31.950	314,0	16:34'12.688
21	21.902	26.634	17.659	25.762	1'31.957	314,0	16:35'44.645
22	21.935	26.621	17.724	26.022	1'32.302	314,9	16:37'16.947
Race Time 36'47.340							

12	23.953	28.750	18.938	1'20.810	2'32.451P	305,9	16:21'55.119
13	33.227	27.548	17.906	26.413	1'45.094P		16:23'40.213
14	22.078	26.801	17.742	26.463	1'33.084	319,5	16:25'13.297
15	22.004	26.676	17.552	26.339	1'32.571	318,6	16:26'45.868
16	21.978	26.617	17.635	26.151	1'32.381	319,5	16:28'18.249
17	22.244	27.176	17.813	26.165	1'33.398	315,8	16:29'51.647
18	21.966	26.728	17.774	26.046	1'32.514	316,7	16:31'24.161
19	21.985	26.579	17.604	25.806	1'31.974	314,9	16:32'56.135
20	21.853	26.526	17.670	25.798	1'31.847	314,9	16:34'27.982
21	21.881	26.661	17.644	25.812	1'31.998	314,9	16:35'59.980
22	22.054	26.622	17.721	26.005	1'32.402	314,9	16:37'32.382
Race Time 37'02.775							

2° 1 T. RAZGATLIOGLU [1'31.868]							
Lap	Seg1	Seg2	Seg3	Seg4	Lap Time	km/h	Local Time
1		30.020	20.209	28.813	1'49.106		16:02'18.713
2	25.156	29.982	20.313	28.785	1'44.236	307,7	16:04'02.949
3	24.785	29.982	20.122	28.793	1'43.682	305,9	16:05'46.631
4	24.639	29.591	19.944	28.913	1'43.087	302,5	16:07'29.718
5	24.427	30.135	19.868	28.584	1'43.014	307,7	16:09'12.732
6	24.576	29.839	20.096	28.917	1'43.428	305,9	16:10'56.160
7	24.849	30.231	19.667	28.611	1'43.358	298,3	16:12'39.518
8	24.468	29.945	19.471	28.570	1'42.454	296,7	16:14'21.972
9	24.038	29.380	19.852	28.404	1'41.674	304,2	16:16'03.646
10	24.025	29.239	19.288	1'25.644	2'38.196P	303,4	16:18'41.842
11	32.252	27.471	18.169	26.863	1'44.755P		16:20'26.597
12	22.179	26.811	17.846	26.562	1'33.398	314,9	16:21'59.995
13	22.050	26.657	17.832	26.382	1'32.921	315,8	16:23'32.916
14	21.911	26.590	17.742	26.166	1'32.409	316,7	16:25'05.325
15	21.918	26.699	17.737	25.950	1'32.304	315,8	16:26'37.629
16	22.154	26.679	17.647	25.982	1'32.462	314,0	16:28'10.091
17	21.894	26.598	17.657	25.856	1'32.005	315,8	16:29'42.096
18	21.925	26.613	17.598	25.748	1'31.884	315,8	16:31'13.980
19	21.975	26.731	17.554	25.724	1'31.984	314,9	16:32'45.964
20	21.918	26.529	17.553	25.868	1'31.868	314,9	16:34'17.832
21	22.120	27.011	17.699	25.897	1'32.727	311,2	16:35'50.559
22	22.037	26.673	17.736	26.189	1'32.635	314,9	16:37'23.194
Race Time 36'53.587							

4° 55 A. LOCATELLI [1'32.346]							
Lap	Seg1	Seg2	Seg3	Seg4	Lap Time	km/h	Local Time
1		30.637	20.095	28.892	1'50.069		16:02'19.676
2	25.853	30.549	20.126	29.053	1'45.581	293,5	16:04'05.257
3	25.437	30.394	20.260	29.165	1'45.256	281,3	16:05'50.513
4	25.300	30.345	19.923	29.014	1'44.582	295,9	16:07'35.095
5	25.027	30.319	19.970	29.348	1'44.664	304,2	16:09'19.759
6	25.195	30.320	19.915	28.831	1'44.261	305,9	16:11'04.020
7	25.070	30.206	19.852	28.840	1'43.968	305,1	16:12'47.988
8	24.652	30.043	19.346	28.627	1'42.668	306,8	16:14'30.656
9	24.387	29.337	19.347	28.225	1'41.296	304,2	16:16'11.952
10	24.136	29.129	19.377	1'21.396	2'34.038P	306,8	16:18'45.990
11	32.552	27.756	18.324	27.104	1'45.736P		16:20'31.726
12	22.834	27.422	17.858	26.398	1'34.512	314,9	16:22'06.238
13	22.269	27.115	17.750	26.341	1'33.475	317,6	16:23'39.713
14	22.277	26.915	17.734	26.087	1'33.013	314,9	16:25'12.726
15	22.110	26.809	17.669	26.244	1'32.832	317,6	16:26'45.558
16	22.128	26.964	17.714	26.207	1'33.013	315,8	16:28'18.571
17	22.227	27.034	18.080	26.317	1'33.658	309,5	16:29'52.229
18	22.095	26.854	17.639	26.152	1'32.740	315,8	16:31'24.969
19	21.982	26.834	17.574	25.956	1'32.346	317,6	16:32'57.315
20	21.940	26.805	17.579	26.087	1'32.411	316,7	16:34'29.726
21	22.061	26.921	17.687	26.040	1'32.709	317,6	16:36'02.435
22	22.068	26.981	17.735	26.070	1'32.854	314,9	16:37'35.289
Race Time 37'05.682							

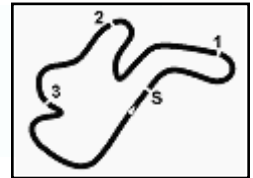
3° 22 A. LOWES [1'31.847]							
Lap	Seg1	Seg2	Seg3	Seg4	Lap Time	km/h	Local Time
1		30.250	20.058	28.770	1'49.586		16:02'19.193
2	25.768	29.885	19.761	28.755	1'44.169	308,6	16:04'03.362
3	24.907	29.847	19.970	28.947	1'43.671	296,7	16:05'47.033
4	24.535	29.963	19.991	28.950	1'43.439	301,7	16:07'30.472
5	24.946	30.006	19.564	28.847	1'43.363	307,7	16:09'13.835
6	24.475	29.947	19.719	28.664	1'42.805	309,5	16:10'56.640
7	24.489	29.918	19.587	28.728	1'42.722	305,1	16:12'39.362
8	24.001	29.702	19.612	28.413	1'41.728	306,8	16:14'21.090
9	24.001	29.454	19.222	28.386	1'41.063	306,8	16:16'02.153
10	23.846	29.145	19.334	28.228	1'40.553	305,9	16:17'42.706
11	23.876	29.015	18.897	28.174	1'39.962	305,9	16:19'22.668

5° 19 A. BAUTISTA [1'32.452]							
Lap	Seg1	Seg2	Seg3	Seg4	Lap Time	km/h	Local Time
1		30.054	20.087	28.837	1'48.715		16:02'18.322
2	25.296	30.104	20.168	28.797	1'44.365	313,0	16:04'02.687
3	24.574	30.335	20.004	28.743	1'43.656	310,3	16:05'46.343
4	24.745	30.333	20.270	28.822	1'44.170	300,8	16:07'30.513
5	24.725	30.576	19.752	28.737	1'43.790	297,5	16:09'14.303
6	24.551	30.133	19.402	28.699	1'42.785	302,5	16:10'57.088
7	24.445	30.151	19.455	28.902	1'42.953	300,8	16:12'40.041
8	24.168	29.931	19.386	28.582	1'42.067	306,8	16:14'22.108
9	23.987	29.566	19.204	28.515	1'41.272	306,8	16:16'03.380
10	24.100	29.330	19.204	28.542	1'41.176	304,2	16:17'44.556
11	24.028	29.576	19.193	1'19.356	2'32.153P	305,9	16:20'16.709
12	33.474	27.538	17.904	26.636	1'45.552P		16:22'02.261
13	22.207	27.024	17.654	26.247	1'33.132	321,4	16:23'35.393
14	22.372	26.965	17.803	26.387	1'33.527	321,4	16:25'08.920
15	22.518	27.297	17.863	27.193	1'34.871	321,4	16:26'43.791
16	22.526	27.284	17.776	26.532	1'34.118	320,5	16:28'17.909
17	22.471	27.221	18.118	26.302	1'34.112	320,5	16:29'52.021
18	22.207	27.437	17.748	26.056	1'33.448	323,4	16:31'25.469
19	22.417	27.088	17.602	25.978	1'33.085	320,5	16:32'58.554
20	22.092	27.100	17.525	25.913	1'32.630	323,4	16:34'31.184
21	22.179	27.170	17.508	25.823	1'32.680	322,4	16:36'03.864
22	22.149	26.898	17.545	25.860	1'32.452	321,4	16:37'36.316
Race Time 37'06.709							

19/11/2022 P = Pits In/Out - C = Lap Time Cancelled

These data/results cannot be reproduced, stored and/or transmitted in whole or in part by any manner of electronic, mechanical, photocopying, recording, broadcasting or otherwise now known or herein after developed without the previous express consent by the copyright owner, except for reproduction in daily press and regular printed publications on sale to the public within 60 days of the event related to those data/results and always provided that copyright symbol appears together as follows below.

© DORNA WSBK ORGANIZATION Srl 2022



Phillip Island 4.445 m

Grand Ridge Brewery Australian Round, 17-20 November 2022

Chronological Analysis Race 1

Start at 16:00'29.607

2 / 5

6° 31 G. GERLOFF [1'31.872]							
Lap	Seg1	Seg2	Seg3	Seg4	Lap Time	km/h	Local Time
1		30.622	20.382	29.482	1'51.452		16:02'21.059
2	25.837	30.751	20.615	29.309	1'46.512	283,5	16:04'07.571
3	25.231	30.561	20.529	29.075	1'45.396	291,9	16:05'52.967
4	25.613	30.480	20.269	29.213	1'45.575	283,5	16:07'38.542
5	25.389	30.379	20.089	28.958	1'44.815	291,9	16:09'23.357
6	25.066	30.007	20.048	28.807	1'43.928	294,3	16:11'07.285
7	24.966	30.141	19.721	28.518	1'43.346	293,5	16:12'50.631
8	24.563	29.802	19.662	28.349	1'42.376	298,3	16:14'33.007
9	24.211	29.793	19.511	28.268	1'41.783	295,1	16:16'14.790
10	24.174	29.180	19.516	28.261	1'41.131	305,1	16:17'55.921
11	24.071	29.128	19.140	1'19.108	2'31.447P	304,2	16:20'27.368
12	36.356	27.998	18.789	27.350	1'50.493P		16:22'17.861
13	22.590	27.350	18.171	26.688	1'34.799	308,6	16:23'52.660
14	22.477	27.403	18.110	26.525	1'34.515	314,0	16:25'27.175
15	22.252	27.021	17.670	26.212	1'33.155	316,7	16:27'00.330
16	22.129	26.804	17.678	26.002	1'32.613	314,0	16:28'32.943
17	21.906	26.865	17.556	25.908	1'32.235	314,9	16:30'05.178
18	22.007	26.716	17.791	26.089	1'32.603	315,8	16:31'37.781
19	22.265	27.163	17.842	26.065	1'33.335	317,6	16:33'11.116
20	21.981	26.667	17.625	25.784	1'32.057	314,9	16:34'43.173
21	21.947	26.777	17.453	25.695	1'31.872	313,0	16:36'15.045
22	23.113	29.032	18.948	27.044	1'38.137	307,7	16:37'53.182

Race Time 37'23.575

12	43.120	28.256	18.459	27.024	1'56.859P		16:22'17.803
13	22.525	27.424	18.044	26.791	1'34.784	319,5	16:23'52.587
14	22.454	27.406	18.032	26.637	1'34.529	320,5	16:25'27.116
15	22.832	27.170	17.923	26.771	1'34.696	321,4	16:27'01.812
16	22.506	27.129	17.930	26.613	1'34.178	322,4	16:28'35.990
17	22.503	27.238	17.924	26.358	1'34.023	322,4	16:30'10.013
18	22.434	27.266	18.028	26.409	1'34.137	321,4	16:31'44.150
19	22.382	27.397	18.022	26.315	1'34.116	318,6	16:33'18.266
20	22.314	27.149	17.901	26.248	1'33.612	321,4	16:34'51.878
21	22.286	27.212	17.886	26.309	1'33.693	320,5	16:36'25.571
22	22.502	27.211	18.048	26.752	1'34.513	318,6	16:38'00.084

Race Time 37'30.477

7° 47 A. BASSANI [1'34.062]							
Lap	Seg1	Seg2	Seg3	Seg4	Lap Time	km/h	Local Time
1		30.511	20.146	28.893	1'50.907		16:02'20.514
2	25.097	30.309	20.081	28.888	1'44.375	293,5	16:04'04.889
3	25.015	30.202	20.122	28.921	1'44.260	294,3	16:05'49.149
4	25.028	30.150	20.029	29.084	1'44.291	306,8	16:07'33.440
5	24.966	30.272	19.902	28.946	1'44.086	304,2	16:09'17.526
6	25.014	30.173	19.753	28.706	1'43.646	296,7	16:11'01.172
7	24.774	29.924	19.643	28.648	1'42.989	306,8	16:12'44.161
8	24.695	30.010	19.605	28.754	1'43.064	304,2	16:14'27.225
9	24.725	29.661	19.821	28.858	1'43.065	300,8	16:16'10.290
10	24.732	29.750	19.682	1'19.621	2'33.785P	304,2	16:18'44.075
11	35.161	28.630	18.597	27.334	1'49.722P		16:20'33.797
12	22.948	27.332	18.090	27.141	1'35.511	315,8	16:22'09.308
13	22.904	27.408	18.280	26.866	1'35.458	315,8	16:23'44.766
14	22.839	27.130	18.062	26.550	1'34.581	313,0	16:25'19.347
15	22.693	27.389	18.159	26.568	1'34.809	315,8	16:26'54.156
16	22.637	27.194	18.088	26.456	1'34.375	314,0	16:28'28.531
17	22.622	27.119	18.030	26.373	1'34.144	314,9	16:30'02.675
18	22.536	27.382	17.983	26.740	1'34.641	314,9	16:31'37.316
19	22.658	27.078	18.223	26.498	1'34.457	314,9	16:33'11.773
20	22.643	27.361	18.121	26.379	1'34.504	316,7	16:34'46.277
21	22.632	27.172	17.958	26.300	1'34.062	314,0	16:36'20.339
22	22.791	27.236	17.959	26.263	1'34.249	314,0	16:37'54.588

Race Time 37'24.981

9° 76 L. BAZ [1'33.970]							
Lap	Seg1	Seg2	Seg3	Seg4	Lap Time	km/h	Local Time
1		31.651	20.689	29.486	1'53.661		16:02'23.268
2	25.379	30.766	20.578	29.655	1'46.378	287,2	16:04'09.646
3	25.037	30.517	20.578	29.609	1'45.741	308,6	16:05'55.387
4	25.269	30.755	20.441	29.603	1'46.068	295,9	16:07'41.455
5	25.240	30.719	20.551	29.585	1'46.095	301,7	16:09'27.550
6	25.136	30.684	20.328	29.418	1'45.566	305,9	16:11'13.116
7	24.874	30.513	20.342	29.431	1'45.160	304,2	16:12'58.276
8	24.788	30.293	20.029	29.006	1'44.116	303,4	16:14'42.392
9	24.716	29.603	20.044	28.942	1'43.305	302,5	16:16'25.697
10	24.501	29.753	19.879	28.825	1'42.958	303,4	16:18'08.655
11	24.337	29.649	19.712	1'16.356	2'30.054P	303,4	16:20'38.709
12	38.900	27.795	18.523	27.455	1'52.673P		16:22'31.382
13	22.336	27.349	18.260	26.932	1'34.877	314,9	16:24'06.259
14	22.541	27.129	17.950	27.120	1'34.740	314,9	16:25'40.999
15	22.426	26.974	18.079	26.837	1'34.316	312,1	16:27'15.315
16	22.426	27.065	17.943	26.683	1'34.117	313,0	16:28'49.432
17	22.343	27.138	17.967	26.578	1'34.026	312,1	16:30'23.458
18	22.345	27.115	18.018	26.587	1'34.065	314,0	16:31'57.523
19	22.325	27.070	17.964	26.611	1'33.970	313,0	16:33'31.493
20	22.472	27.189	18.002	26.539	1'34.202	312,1	16:35'05.695
21	22.457	27.576	18.116	26.668	1'34.817	314,0	16:36'40.512
22	22.394	27.107	18.066	26.572	1'34.139	313,0	16:38'14.651

Race Time 37'45.044

8° 97 X. VIERGE [1'33.612]							
Lap	Seg1	Seg2	Seg3	Seg4	Lap Time	km/h	Local Time
1		31.414	20.286	29.239	1'52.165		16:02'21.772
2	25.304	30.468	20.511	29.435	1'45.718	305,1	16:04'07.490
3	24.994	30.740	20.190	29.310	1'45.234	304,2	16:05'52.724
4	25.193	30.611	20.048	29.138	1'44.990	303,4	16:07'37.714
5	25.051	30.565	20.111	29.199	1'44.926	301,7	16:09'22.640
6	24.959	30.655	19.781	29.038	1'44.433	307,7	16:11'07.073
7	24.772	30.354	19.532	28.472	1'43.130	304,2	16:12'50.203
8	24.251	30.160	19.752	28.509	1'42.672	311,2	16:14'32.875
9	24.110	29.846	19.295	28.406	1'41.657	311,2	16:16'14.532
10	24.010	29.923	19.646	28.630	1'42.209	306,8	16:17'56.741
11	24.379	29.672	19.395	1'10.757	2'24.203P	301,7	16:20'20.944

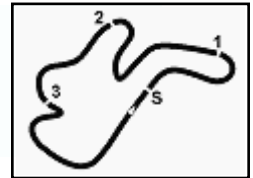
10° 49 T. NAGASHIMA [1'33.297]							
Lap	Seg1	Seg2	Seg3	Seg4	Lap Time	km/h	Local Time
1		32.122	21.240	29.770	1'55.396		16:02'25.003
2	26.170	30.841	20.566	29.395	1'46.972	301,7	16:04'11.975
3	25.531	30.955	20.557	29.453	1'46.496	295,1	16:05'58.471
4	25.542	30.580	20.293	29.267	1'45.682	299,2	16:07'44.153
5	25.410	30.798	20.407	29.446	1'46.061	289,5	16:09'30.214
6	25.267	30.997	20.286	29.223	1'45.773	297,5	16:11'15.987
7	24.751	30.743	20.295	28.994	1'44.783	304,2	16:13'00.770
8	24.563	30.352	19.877	29.126	1'43.918	300,8	16:14'44.688
9	24.367	30.140	19.593	28.671	1'42.771	309,5	16:16'27.459
10	24.389	29.956	19.633	28.661	1'42.639	310,3	16:18'10.098
11	24.339	29.774	20.105	1'21.966	2'36.184P	303,4	16:20'46.282
12	33.505	28.899	18.933	27.792	1'49.129P		16:22'35.411
13	22.840	28.026	18.382	26.923	1'36.171	316,7	16:24'11.582
14	22.504	27.844	18.297	26.606	1'35.251	320,5	16:25'46.833
15	22.487	27.696	18.296	27.064	1'35.543	316,7	16:27'22.376
16	22.719	27.403	18.086	26.440	1'34.648	317,6	16:28'57.024
17	22.193	27.265	17.837	26.040	1'33.335	327,3	16:30'30.359
18	22.343	27.162	17.989	26.306	1'33.800	318,6	16:32'04.159
19	22.134	27.197	17.934	26.183	1'33.448	322,4	16:33'37.607
20	22.123	27.154	18.028	26.023	1'33.328	318,6	16:35'10.935
21	22.035	27.118	17.960	26.184	1'33.297	318,6	16:36'44.232
22	22.358	27.239	17.843	26.361	1'33.801	319,5	16:38'18.033

Race Time 37'48.426

19/11/2022 P = Pits In/Out - C = Lap Time Cancelled

These data/results cannot be reproduced, stored and/or transmitted in whole or in part by any manner of electronic, mechanical, photocopying, recording, broadcasting or otherwise now known or herein after developed without the previous express consent by the copyright owner, except for reproduction in daily press and regular printed publications on sale to the public within 60 days of the event related to those data/results and always provided that copyright symbol appears together as follows below.

© DORNA WSBK ORGANIZATION Srl 2022



Phillip Island 4.445 m

Grand Ridge Brewery Australian Round, 17-20 November 2022

Chronological Analysis Race 1

Start at 16:00'29.607

3 / 5

11° 21 M. RINALDI [1'33.147]							
Lap	Seg1	Seg2	Seg3	Seg4	Lap Time	km/h	Local Time
1		31.305	20.932	29.542	1'52.902		16:02'22.509
2	26.653	31.012	20.593	29.558	1'47.816	271,4	16:04'10.325
3	26.074	31.216	20.841	29.803	1'47.934	287,2	16:05'58.259
4	26.601	31.187	20.911	29.687	1'48.386	277,6	16:07'46.645
5	26.181	31.186	20.490	29.322	1'47.179	295,9	16:09'33.824
6	25.897	31.281	20.366	29.281	1'46.825	301,7	16:11'20.649
7	25.468	30.779	20.247	28.877	1'45.371	295,9	16:13'06.020
8	25.231	30.562	20.112	29.456	1'45.361	305,9	16:14'51.381
9	25.313	30.100	20.033	1'18.300	2'33.746P	296,7	16:17'25.127
10	39.948	29.231	19.545	28.721	1'57.445P		16:19'22.572
11	23.430	28.238	18.920	27.742	1'38.330	318,6	16:21'00.902
12	22.945	27.667	18.544	27.224	1'36.380	314,9	16:22'37.282
13	22.677	27.356	18.195	26.900	1'35.128	322,4	16:24'12.410
14	22.691	27.421	18.181	26.665	1'34.958	322,4	16:25'47.368
15	22.667	27.519	18.026	26.831	1'35.043	323,4	16:27'22.411
16	22.496	27.266	18.068	26.703	1'34.533	317,6	16:28'56.944
17	22.506	27.235	17.931	26.380	1'34.052	320,5	16:30'30.996
18	22.327	27.585	17.990	26.470	1'34.372	324,3	16:32'05.368
19	22.348	27.242	17.928	26.237	1'33.755	324,3	16:33'39.123
20	22.333	27.015	17.865	26.186	1'33.399	323,4	16:35'12.522
21	22.151	27.008	17.748	26.240	1'33.147	320,5	16:36'45.669
22	22.387	27.921	17.824	26.221	1'34.353	322,4	16:38'20.022

Race Time 37'50.415

12° 11 K. SMITH [1'40.364]							
Lap	Seg1	Seg2	Seg3	Seg4	Lap Time	km/h	Local Time
1		32.397	21.115	30.147	1'56.379		16:02'25.986
2	25.920	31.565	20.550	30.042	1'48.077	291,1	16:04'14.063
3	25.861	31.027	20.802	29.346	1'47.036	283,5	16:06'01.099
4	25.227	31.813	20.671	29.368	1'47.079	288,0	16:07'48.178
5	25.033	30.949	20.524	29.310	1'45.816	295,9	16:09'33.994
6	25.305	30.778	19.926	28.924	1'44.933	293,5	16:11'18.927
7	24.487	30.434	19.715	28.806	1'43.442	293,5	16:13'02.369
8	25.188	30.868	19.635	28.741	1'44.432	282,0	16:14'46.801
9	24.231	29.864	19.305	28.416	1'41.816	294,3	16:16'28.617
10	24.034	29.310	19.670	28.596	1'41.610	296,7	16:18'10.227
11	24.299	29.774	19.672	28.366	1'42.111	295,1	16:19'52.338
12	23.930	29.302	19.576	28.388	1'41.196	291,9	16:21'33.534
13	24.265	29.367	19.367	28.375	1'41.374	292,7	16:23'14.908
14	24.049	29.426	19.320	28.668	1'41.463	292,7	16:24'56.371
15	23.988	29.529	19.105	28.377	1'40.999	292,7	16:26'37.370
16	24.063	29.472	19.198	28.307	1'41.040	293,5	16:28'18.410
17	24.100	29.381	19.291	28.397	1'41.169	294,3	16:29'59.579
18	23.947	29.595	19.368	28.314	1'41.224	291,9	16:31'40.803
19	23.895	29.322	19.121	28.261	1'40.599	295,1	16:33'21.402
20	23.899	29.338	19.432	28.222	1'40.891	290,3	16:35'02.293
21	23.848	29.685	18.995	28.088	1'40.616	294,3	16:36'42.909
22	23.975	29.210	19.082	28.097	1'40.364	293,5	16:38'23.273

Race Time 37'53.666

13° 12 X. FORES [1'34.724]							
Lap	Seg1	Seg2	Seg3	Seg4	Lap Time	km/h	Local Time
1		31.720	20.841	29.425	1'54.172		16:02'23.779
2	25.688	31.029	20.579	29.454	1'46.750	289,5	16:04'10.529
3	25.623	31.043	20.489	29.479	1'46.634	282,7	16:05'57.163
4	25.597	31.033	20.471	29.553	1'46.654	288,8	16:07'43.817
5	25.376	31.479	20.452	29.594	1'46.901	292,7	16:09'30.718
6	25.214	31.145	20.365	29.554	1'46.278	295,1	16:11'16.996
7	25.148	30.847	19.993	29.221	1'45.209	303,4	16:13'02.205
8	25.274	31.363	20.167	1'24.512	2'41.316P	294,3	16:15'43.521
9	35.219	30.382	19.990	28.605	1'54.196P		16:17'37.717
10	23.741	28.935	18.692	27.709	1'39.077	311,2	16:19'16.794
11	23.233	28.279	18.482	27.347	1'37.341	316,7	16:20'54.135

12	23.052	28.113	18.177	27.080	1'36.422	312,1	16:22'30.557
13	23.113	28.140	18.208	26.844	1'36.305	313,0	16:24'06.862
14	22.826	27.652	18.068	26.820	1'35.366	314,0	16:25'42.228
15	22.868	27.877	18.144	27.155	1'36.044	314,0	16:27'18.272
16	22.838	27.831	18.029	26.911	1'35.609	314,9	16:28'53.881
17	22.834	27.688	18.108	26.797	1'35.427	314,0	16:30'29.308
18	22.655	27.425	18.164	26.641	1'34.885	314,0	16:32'04.193
19	22.726	27.502	18.055	26.536	1'34.819	308,6	16:33'39.012
20	22.968	27.421	17.921	26.414	1'34.724	312,1	16:35'13.736
21	22.719	27.533	18.023	26.564	1'34.839	314,0	16:36'48.575
22	23.087	27.649	18.080	26.655	1'35.471	313,0	16:38'24.046

Race Time 37'54.439

14° 44 L. MAHIAS [1'34.777]							
Lap	Seg1	Seg2	Seg3	Seg4	Lap Time	km/h	Local Time
1		31.162	20.388	29.345	1'52.475		16:02'22.082
2	25.330	30.482	20.532	29.600	1'45.944	292,7	16:04'08.026
3	25.395	30.687	20.368	29.186	1'45.636	285,7	16:05'53.662
4	25.267	30.543	20.197	29.292	1'45.299	293,5	16:07'38.961
5	25.352	30.602	20.152	29.051	1'45.157	295,1	16:09'24.118
6	25.172	30.532	20.055	29.148	1'44.907	300,0	16:11'09.025
7	25.071	30.380	20.032	28.966	1'44.449	300,0	16:12'53.474
8	24.891	30.269	19.723	28.787	1'43.670	292,7	16:14'37.144
9	24.663	29.927	19.682	28.834	1'43.106	295,1	16:16'20.250
10	24.683	30.005	19.975	1'31.747	2'46.410P	293,5	16:19'06.660
11	34.608	28.390	18.597	27.318	1'48.913P		16:20'55.573
12	22.998	27.440	18.271	27.041	1'35.750	305,9	16:22'31.323
13	22.919	27.722	18.393	26.675	1'35.709	305,9	16:24'07.032
14	22.857	27.615	18.175	26.614	1'35.261	308,6	16:25'42.293
15	22.928	30.091	18.274	26.818	1'38.111	306,8	16:27'20.404
16	22.706	27.332	18.249	26.490	1'34.777	309,5	16:28'55.181
17	22.697	27.334	18.109	26.661	1'34.801	308,6	16:30'29.982
18	22.994	27.347	18.012	26.484	1'34.837	307,7	16:32'04.819
19	22.810	27.570	18.051	26.446	1'34.877	309,5	16:33'39.696
20	22.966	27.351	18.103	26.595	1'35.015	305,9	16:35'14.711
21	22.919	27.671	18.036	26.489	1'35.115	305,9	16:36'49.826
22	23.136	27.524	18.324	27.113	1'36.097	304,2	16:38'25.923

Race Time 37'56.316

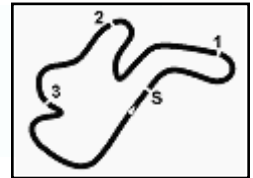
15° 35 H. SYAHRIN [1'34.603]							
Lap	Seg1	Seg2	Seg3	Seg4	Lap Time	km/h	Local Time
1		31.313	20.818	29.402	1'53.474		16:02'23.081
2	25.502	31.039	20.443	29.512	1'46.496	288,8	16:04'09.577
3	25.281	30.830	20.420	29.650	1'46.181	306,8	16:05'55.758
4	25.223	31.022	20.648	29.909	1'46.802	297,5	16:07'42.560
5	25.611	31.251	20.365	29.682	1'46.909	295,1	16:09'29.469
6	25.331	31.831	20.356	1'41.515	2'59.033P	304,2	16:12'28.502
7	38.145	31.667	19.694	30.065	1'59.571P		16:14'28.073
8	24.393	29.667	19.510	28.915	1'42.485	293,5	16:16'10.558
9	23.768	28.746	18.916	28.199	1'39.629	303,4	16:17'50.187
10	23.192	28.346	18.696	27.621	1'37.855	307,7	16:19'28.042
11	22.843	28.069	18.181	27.459	1'36.552	309,5	16:21'04.594
12	22.824	27.759	18.145	26.952	1'35.680	307,7	16:22'40.274
13	22.586	27.526	18.147	26.835	1'35.094	310,3	16:24'15.368
14	22.517	27.554	18.088	26.657	1'34.816	313,0	16:25'50.184
15	22.530	27.430	18.061	26.681	1'34.702	313,0	16:27'24.886
16	22.573	27.415	18.161	26.566	1'34.715	309,5	16:28'59.601
17	22.665	27.653	18.228	26.605	1'35.151	308,6	16:30'34.752
18	22.638	27.514	18.160	26.566	1'34.878	309,5	16:32'09.630
19	22.569	27.460	18.113	26.461	1'34.603	309,5	16:33'44.233
20	22.575	27.488	18.267	26.437	1'34.767	305,9	16:35'19.000
21	22.557	27.614	18.212	26.591	1'34.974	307,7	16:36'53.974
22	22.626	27.591	18.121	26.641	1'34.979	308,6	16:38'28.953

Race Time 37'59.346

19/11/2022 P = Pits In/Out - C = Lap Time Cancelled

These data/results cannot be reproduced, stored and/or transmitted in whole or in part by any manner of electronic, mechanical, photocopying, recording, broadcasting or otherwise now known or herein after developed without the previous express consent by the copyright owner, except for reproduction in daily press and regular printed publications on sale to the public within 60 days of the event related to those data/results and always provided that copyright symbol appears together as follows below.

© DORNA WSBK ORGANIZATION Srl 2022



Phillip Island 4.445 m

Grand Ridge Brewery Australian Round, 17-20 November 2022

Chronological Analysis Race 1

Start at 16:00'29.607

4 / 5

16° 45 S. REDDING (1'33.285)							
Lap	Seg1	Seg2	Seg3	Seg4	Lap Time	km/h	Local Time
1		31.883	20.927	29.797	1'54.450		16:02'24.057
2	26.021	31.241	20.643	29.472	1'47.377	278,4	16:04'11.434
3	25.662	31.043	20.601	29.544	1'46.850	282,7	16:05'58.284
4	25.610	30.794	20.530	29.343	1'46.277	290,3	16:07'44.561
5	25.608	30.651	20.478	29.528	1'46.265	279,1	16:09'30.826
6	25.316	30.653	20.396	29.382	1'45.747	282,0	16:11'16.573
7	24.591	30.433	19.881	29.098	1'44.003	298,3	16:13'00.576
8	24.322	30.077	19.877	28.704	1'42.980	305,1	16:14'43.555
9	24.274	29.413	19.640	28.862	1'42.189	296,7	16:16'25.746
10	24.147	29.849	19.670	28.873	1'42.539	300,8	16:18'08.284
11	24.116	30.018	19.532	28.645	1'42.311	303,4	16:19'50.595
12	24.035	29.511	19.460	28.780	1'41.786	304,2	16:21'32.381
13	24.235	29.719	19.393	28.570	1'41.917	303,4	16:23'14.298
14	24.255	29.497	19.507	1'19.101	2'32.360P	299,2	16:25'46.658
15	32.934	28.026	18.314	26.880	1'46.154P		16:27'32.812
16	22.547	27.574	18.103	26.484	1'34.708	316,7	16:29'07.520
17	22.434	27.175	17.874	26.414	1'33.897	316,7	16:30'41.417
18	22.479	27.162	17.913	26.295	1'33.849	315,8	16:32'15.266
19	22.313	27.249	17.955	26.234	1'33.751	316,7	16:33'49.017
20	22.406	27.200	17.842	26.152	1'33.600	318,6	16:35'22.617
21	22.297	27.418	17.844	26.271	1'33.830	319,5	16:36'56.447
22	22.268	27.061	17.804	26.152	1'33.285	317,6	16:38'29.732

Race Time 38'00.125

17° 36 L. MERCADO (1'35.115)							
Lap	Seg1	Seg2	Seg3	Seg4	Lap Time	km/h	Local Time
1		32.090	21.100	30.089	1'56.419		16:02'26.026
2	25.895	31.268	20.487	30.267	1'47.917	291,1	16:04'13.943
3	25.590	31.025	20.652	29.692	1'46.959	290,3	16:06'00.902
4	25.329	32.258	20.826	29.821	1'48.234	293,5	16:07'49.136
5	25.323	31.456	20.482	29.644	1'46.905	282,7	16:09'36.041
6	25.172	31.106	20.292	29.517	1'46.087	293,5	16:11'22.128
7	25.004	30.993	19.957	29.174	1'45.128	296,7	16:13'07.256
8	24.664	30.734	20.092	29.405	1'44.895	300,8	16:14'52.151
9	24.949	30.162	20.060	1'27.047	2'42.218P	295,1	16:17'34.369
10	35.244	29.035	19.036	27.911	1'51.226P		16:19'25.595
11	23.059	28.063	18.358	27.334	1'36.814	310,3	16:21'02.409
12	22.744	27.691	18.218	27.108	1'35.761	311,2	16:22'38.170
13	22.623	27.664	18.371	27.080	1'35.738	314,0	16:24'13.908
14	22.637	27.562	18.191	27.039	1'35.429	314,0	16:25'49.337
15	22.745	27.698	18.238	27.143	1'35.824	313,0	16:27'25.161
16	22.651	27.587	18.534	26.902	1'35.674	304,2	16:29'00.835
17	22.656	27.693	18.233	26.701	1'35.283	311,2	16:30'36.118
18	22.740	27.665	18.352	26.777	1'35.534	311,2	16:32'11.652
19	22.739	27.686	18.338	26.602	1'35.365	310,3	16:33'47.017
20	22.597	27.726	18.281	26.511	1'35.115	311,2	16:35'22.132
21	22.563	27.891	18.278	26.656	1'35.388	312,1	16:36'57.520
22	22.712	27.687	18.316	26.736	1'35.451	314,9	16:38'32.971

Race Time 38'03.364

18° 50 E. LAVERTY (1'34.112)							
Lap	Seg1	Seg2	Seg3	Seg4	Lap Time	km/h	Local Time
1		32.043	21.514	29.853	1'55.816		16:02'25.423
2	25.886	31.213	20.896	29.602	1'47.597	291,9	16:04'13.020
3	25.583	31.333	20.900	29.783	1'47.599	294,3	16:06'00.619
4	25.535	31.775	20.894	29.918	1'48.122	296,7	16:07'48.741
5	25.401	31.871	21.082	29.542	1'47.896	295,1	16:09'36.637
6	25.634	31.421	20.648	29.327	1'47.030	290,3	16:11'23.667
7	25.371	31.194	20.538	29.051	1'46.154	293,5	16:13'09.821
8	24.998	30.767	20.626	29.063	1'45.454	289,5	16:14'55.275
9	25.000	30.096	20.196	1'36.007	2'51.299P	294,3	16:17'46.574
10	34.168	28.828	19.408	27.974	1'50.378P		16:19'36.952
11	23.238	28.397	18.841	27.344	1'37.820	305,9	16:21'14.772

12	22.869	27.917	18.584	27.098	1'36.468	310,3	16:22'51.240
13	22.784	27.589	18.521	26.932	1'35.826	314,0	16:24'27.066
14	22.562	27.669	18.420	26.759	1'35.410	315,8	16:26'02.476
15	22.625	27.494	18.273	26.614	1'35.006	314,0	16:27'37.482
16	22.636	27.396	18.454	26.721	1'35.207	316,7	16:29'12.689
17	22.609	27.613	18.495	26.512	1'35.229	311,2	16:30'47.918
18	22.500	27.469	18.292	26.422	1'34.683	315,8	16:32'22.601
19	22.473	27.283	18.197	26.398	1'34.351	315,8	16:33'56.952
20	22.399	27.340	18.109	26.311	1'34.159	315,8	16:35'31.111
21	22.334	27.317	18.096	26.365	1'34.112	315,8	16:37'05.223
22	22.617	27.260	18.113	26.286	1'34.276	315,8	16:38'39.499

Race Time 38'09.892

19° 52 O. KONIG (1'34.039)							
Lap	Seg1	Seg2	Seg3	Seg4	Lap Time	km/h	Local Time
1		32.135	21.093	29.955	1'55.752		16:02'25.359
2	26.170	31.282	20.821	30.153	1'48.426	276,9	16:04'13.785
3	25.955	30.975	20.875	29.424	1'47.229	300,8	16:06'01.014
4	25.846	31.383	20.806	29.812	1'47.847	285,7	16:07'48.861
5	25.429	30.896	20.472	29.504	1'46.301	288,0	16:09'35.162
6	25.728	30.811	20.394	29.518	1'46.451	301,7	16:11'21.613
7	25.352	30.854	20.112	29.287	1'45.605	300,0	16:13'07.218
8	25.134	30.554	19.999	29.570	1'45.257	298,3	16:14'52.475
9	25.087	29.993	19.884	29.264	1'44.228	289,5	16:16'36.703
10	24.712	29.906	19.578	29.063	1'43.259	296,7	16:18'19.962
11	24.618	29.402	19.470	28.934	1'42.424	297,5	16:20'02.386
12	24.426	29.346	19.342	28.947	1'42.061	301,7	16:21'44.447
13	24.643	29.475	19.391	1'28.021	2'41.530P	297,5	16:24'25.977
14	33.073	28.044	18.291	27.721	1'47.129P		16:26'13.106
15	22.600	27.361	18.177	27.102	1'35.240	303,4	16:27'48.346
16	22.739	27.210	18.123	26.982	1'35.054	304,2	16:29'23.400
17	22.623	27.481	18.223	26.871	1'35.198	304,2	16:30'58.598
18	22.453	27.348	18.000	26.655	1'34.456	304,2	16:32'33.054
19	22.545	27.220	18.074	26.472	1'34.311	306,8	16:34'07.365
20	22.460	27.164	18.019	26.396	1'34.039	306,8	16:35'41.404
21	22.425	27.269	18.107	26.351	1'34.152	305,1	16:37'15.556
22	22.440	27.398	18.150	27.064	1'35.052	305,9	16:38'50.608

Race Time 38'21.001

20° 5 P. OETTL (1'33.392)							
Lap	Seg1	Seg2	Seg3	Seg4	Lap Time	km/h	Local Time
1		37.000	24.065	1'26.578	3'16.203P		16:03'45.810
2	1'01.050	32.150	20.669	29.670	2'23.539P		16:06'09.349
3	25.541	31.054	20.228	29.662	1'46.485	298,3	16:07'55.834
4	26.307	30.836	20.275	29.453	1'46.871	305,9	16:09'42.705
5	25.134	30.890	20.067	29.277	1'45.368	302,5	16:11'28.073
6	24.939	30.572	19.761	28.882	1'44.154	299,2	16:13'12.227
7	24.614	30.457	19.553	29.370	1'43.994	305,9	16:14'56.221
8	24.561	30.101	19.740	29.228	1'43.630		16:16'39.851
9	24.946	30.098	20.045	1'34.964	2'50.053P	301,7	16:19'29.904
10	33.955	28.880	19.749	28.103	1'50.687P		16:21'20.591
11	23.041	28.070	18.430	27.498	1'37.039	312,1	16:22'57.630
12	22.688	27.705	18.372	27.129	1'35.894	312,1	16:24'33.524
13	22.442	27.948	18.122	26.883	1'35.395	313,0	16:26'08.919
14	22.302	27.156	17.854	27.185	1'34.497	311,2	16:27'43.416
15	22.272	27.109	17.939	26.569	1'33.889	310,3	16:29'17.305
16	22.447	27.183	17.779	26.438	1'33.847	311,2	16:30'51.152
17	22.201	27.190	17.754	26.253	1'33.398	313,0	16:32'24.550
18	22.254	27.112	17.742	26.291	1'33.399	315,8	16:33'57.949
19	22.475	27.081	17.793	26.188	1'33.537	314,0	16:35'31.486
20	22.230	27.400	17.961	26.231	1'33.822	315,8	16:37'05.308
21	22.014	27.159	17.996	26.223	1'33.392	317,6	16:38'38.700

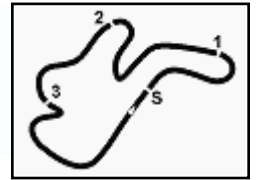
Race Time 38'09.093

RET 60 M. VAN DER MARK (1'35.700)							
Lap	Seg1	Seg2	Seg3	Seg4	Lap Time	km/h	Local Time

19/11/2022 P = Pits In/Out - C = Lap Time Cancelled

These data/results cannot be reproduced, stored and/or transmitted in whole or in part by any manner of electronic, mechanical, photocopying, recording, broadcasting or otherwise now known or herein after developed without the previous express consent by the copyright owner, except for reproduction in daily press and regular printed publications on sale to the public within 60 days of the event related to those data/results and always provided that copyright symbol appears together as follows below.

© DORNA WSBK ORGANIZATION Srl 2022



Start at 16:00'29.607

1		31.219	20.528	29.393	1'52.911		16:02'22.518
2	25.722	30.556	20.432	29.401	1'46.111	288,0	16:04'08.629
3	25.457	30.463	20.371	29.404	1'45.695	280,5	16:05'54.324
4	25.380	30.503	20.379	29.474	1'45.736	281,3	16:07'40.060
5	25.385	30.565	20.367	29.398	1'45.715	286,5	16:09'25.775
6	25.386	30.716	20.117	29.517	1'45.736	289,5	16:11'11.511
7	25.401	30.609	19.952	1'52.866	3'08.828P	283,5	16:14'20.339
8	37.779	29.797	19.387	28.389	1'55.352P		16:16'15.691
9	23.827	28.889	19.928	27.667	1'40.311	285,0	16:17'56.002
10	23.670	28.441	18.637	27.848	1'38.596	290,3	16:19'34.598
11	23.095	28.006	18.374	27.407	1'36.882	302,5	16:21'11.480
12	23.326	27.859	18.538	27.176	1'36.899	304,2	16:22'48.379
13	22.798	27.786	18.387	26.993	1'35.964	304,2	16:24'24.343
14	22.960	27.914	18.335	27.172	1'36.381	305,9	16:26'00.724
15	23.010	27.581	18.251	27.064	1'35.906	294,3	16:27'36.630
16	22.985	27.623	18.532	27.083	1'36.223	296,7	16:29'12.853
17	23.040	27.534	18.246	26.880	1'35.700	289,5	16:30'48.553
18	22.819	27.580	18.371	27.031	1'35.801	297,5	16:32'24.354
19	23.190	27.765	18.395	27.182	1'36.532	291,1	16:34'00.886

Race Time 33'31.279

19/11/2022 P = Pits In/Out - C = Lap Time Cancelled

These data/results cannot be reproduced, stored and/or transmitted in whole or in part by any manner of electronic, mechanical, photocopying, recording, broadcasting or otherwise now known or herein after developed without the previous express consent by the copyright owner, except for reproduction in daily press and regular printed publications on sale to the public within 60 days of the event related to those data/results and always provided that copyright symbol appears together as follows below.

© DORNA WSBK ORGANIZATION Srl 2022