

Grand Ridge Brewery Australian Round, 17-20 November 2022

Results Free Practice 3rd Session

No.	Rider	Nat	Team	Bike	Class	Time	Gap	Rel.	Laps	Speed	
										Avg	Max
1	65 J. REA	GBR	Kawasaki Racing Team WorldSBK	Kawasaki ZX-10RR		1'41.353			12	157,884	305,1
2	1 T. RAZGATLIOGLU	TUR	Pata Yamaha with Brixx WorldSBK	Yamaha YZF R1		1'41.730	0.377	0.377	12	157,299	308,6
3	22 A. LOWES	GBR	Kawasaki Racing Team WorldSBK	Kawasaki ZX-10RR		1'41.876	0.523	0.146	12	157,073	306,8
4	19 A. BAUTISTA	ESP	Aruba.it Racing - Ducati	Ducati Panigale V4R		1'41.909	0.556	0.033	17	157,022	312,1
5	55 A. LOCATELLI	ITA	Pata Yamaha with Brixx WorldSBK	Yamaha YZF R1		1'42.369	1.016	0.460	12	156,317	305,1
6	47 A. BASSANI	ITA	Motocorsa Racing	Ducati Panigale V4R	IND	1'42.647	1.294	0.278	17	155,893	308,6
7	49 T. NAGASHIMA	JPN	Team HRC	Honda CBR1000 RR-R		1'42.943	1.590	0.296	14	155,445	308,6
8	11 K. SMITH	GBR	TPR Team Pedercini Racing	Kawasaki ZX-10RR	IND	1'43.247	1.894	0.304	13	154,988	295,1
9	31 G. GERLOFF	USA	GYTR GRT Yamaha WorldSBK Team	Yamaha YZF R1	IND	1'43.493	2.140	0.246	14	154,619	303,4
10	97 X. VIERGE	ESP	Team HRC	Honda CBR1000 RR-R		1'43.541	2.188	0.048	16	154,547	311,2
11	60 M. VAN DER MARK	NED	BMW Motorrad WorldSBK Team	BMW M1000RR		1'43.572	2.219	0.031	13	154,501	304,2
12	35 H. SYHRIN	MAS	MIE Racing Honda Team	Honda CBR1000 RR-R	IND	1'43.574	2.221	0.002	15	154,498	301,7
13	50 E. LAVERTY	IRL	Bonovo Action BMW	BMW M1000RR	IND	1'43.662	2.309	0.088	15	154,367	306,8
14	44 L. MAHIAS	FRA	Kawasaki Puccetti Racing	Kawasaki ZX-10RR	IND	1'43.706	2.353	0.044	12	154,302	299,2
15	76 L. BAZ	FRA	Bonovo Action BMW	BMW M1000RR	IND	1'43.958	2.605	0.252	13	153,928	303,4
16	5 P. OETTL	GER	Team GoEleven	Ducati Panigale V4R	IND	1'43.963	2.610	0.005	14	153,920	304,2
17	12 X. FORES	ESP	BARNI Spark Racing Team	Ducati Panigale V4R	IND	1'44.058	2.705	0.095	13	153,780	305,9
18	21 M. RINALDI	ITA	Aruba.it Racing - Ducati	Ducati Panigale V4R		1'44.120	2.767	0.062	16	153,688	307,7
19	3 K. NOZANE	JPN	GYTR GRT Yamaha WorldSBK Team	Yamaha YZF R1	IND	1'44.275	2.922	0.155	12	153,460	298,3
20	36 L. MERCADO	ARG	MIE Racing Honda Team	Honda CBR1000 RR-R	IND	1'44.691	3.338	0.416	15	152,850	300,0
21	45 S. REDDING	GBR	BMW Motorrad WorldSBK Team	BMW M1000RR		1'44.803	3.450	0.112	8	152,686	303,4
22	52 O. KONIG	CZE	Orelac Racing Verdnatura	Kawasaki ZX-10RR	IND	1'45.373	4.020	0.570	16	151,861	299,2

Qualifying Lap Time (105% of 1'41.353): 1'46.421

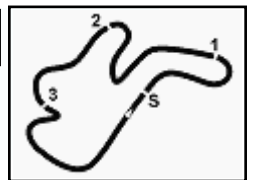
AIR	Humidity:	81%	Temp:	17°C
TRACK	Condition:	Wet	Temp:	21°C

Records	Pole	(SP)	2020 T.Sykes	1'29.230	179,330	Km/h
	Race	(SPRC)	2019 J.Rea	1'30.075	177,650	Km/h
	All Times	(SP)	2020 T.Sykes	1'29.230	179,330	Km/h

Start 19/11/2022 10:50 End 11:25 The results are provisional until the end of the time limit for protests and appeals and the completion of the technical checks.

These data/results cannot be reproduced, stored and/or transmitted in whole or in part by any manner of electronic, mechanical, photocopying, recording, broadcasting or otherwise now known or herein after developed without the previous express consent by the copyright owner, except for reproduction in daily press and regular printed publications on sale to the public within 60 days of the event related to those data/results and always provided that copyright symbol appears together as follows below.

© DORNA WSBK ORGANIZATION Srl 2022



Grand Ridge Brewery Australian Round, 17-20 November 2022

Results Free Practice 3rd Session

Session Highlights

Local Time	No. Rider	Description
10.50.00		Start
10.50.03		WorldSBK Pit Intervention Time: 1min 3secs
10.52.35	60 M. VAN DER MARK	Racelink GPS NOT working - RF low signal
10.53.27	11 K. SMITH	Racelink NDT working
10.57.09	5 P. OETTL	On the Gravel - Re-Joined - Turn 6
11.04.40	3 K. NOZANE	Crashed - Turn 10
11.05.42	3 K. NOZANE	Re-joined
11.09.16	11 K. SMITH	Racelink RF NOT Working - GPS is OK
11.09.51	49 T. NAGASHIMA	Lap Cancelled [1'43.301] - Yellow Flag - Turn 10
11.10.01	1 T. RAZGATLIOGLU	Lap Cancelled [1'41.617] - Yellow Flag - Turn 10
11.10.11	21 M. RINALDI	Lap Cancelled [1'45.111] - Yellow Flag - Turn 10
11.10.21	45 S. REDDING	Lap Cancelled [6'16.837] - Yellow Flag - Turn 10
11.10.25	55 A. LOCATELLI	Lap Cancelled [1'43.093] - Yellow Flag - Turn 10
11.10.30	31 G. GERLOFF	Lap Cancelled [1'43.421] - Yellow Flag - Turn 10
11.10.36	60 M. VAN DER MARK	Lap Cancelled [1'43.773] - Yellow Flag - Turn 10
11.10.40	44 L. MAHIAS	Lap Cancelled [1'43.706] - Yellow Flag - Turn 10
11.18.52	60 M. VAN DER MARK	Racelink RF low signal, GPS is OK
11.19.49	49 T. NAGASHIMA	Crashed - Turn 1
11.24.43	31 G. GERLOFF	Lap Cancelled [1'49.030] - Yellow Flag - Turn 1
11.24.50	50 E. LAVERTY	Lap Cancelled [1'45.276] - Yellow Flag - Turn 1
11.25.00	55 A. LOCATELLI	Lap Cancelled [1'43.930] - Yellow Flag - Turn 1
11.25.12		End Of Session
11.25.51	49 T. NAGASHIMA	Medical Centre

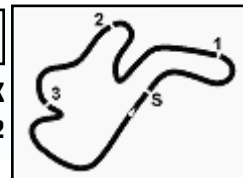
Fastest Laps Sequence

No.	Rider	Nat	Team	Bike	Local Time	Time	Gap	Avg
76	L. BAZ	FRA	Bonovo Action BMW	BMW M1000RR	10:53'59.082	1'50.474		144,849
50	E. LAVERTY	IRL	Bonovo Action BMW	BMW M1000RR	10:53'59.333	1'49.753	-0.721	145,800
22	A. LOWES	GBR	Kawasaki Racing Team WorldSBK	Kawasaki ZX-10RR	10:54'15.678	1'46.019	-3.734	150,935
65	J. REA	GBR	Kawasaki Racing Team WorldSBK	Kawasaki ZX-10RR	10:55'19.438	1'43.752	-2.267	154,233
22	A. LOWES	GBR	Kawasaki Racing Team WorldSBK	Kawasaki ZX-10RR	10:55'59.084	1'43.406	-0.346	154,749
22	A. LOWES	GBR	Kawasaki Racing Team WorldSBK	Kawasaki ZX-10RR	10:57'41.448	1'42.364	-1.042	156,324
22	A. LOWES	GBR	Kawasaki Racing Team WorldSBK	Kawasaki ZX-10RR	10:59'23.373	1'41.925	-0.439	156,998
65	J. REA	GBR	Kawasaki Racing Team WorldSBK	Kawasaki ZX-10RR	11:13'49.196	1'41.897	-0.028	157,041
65	J. REA	GBR	Kawasaki Racing Team WorldSBK	Kawasaki ZX-10RR	11:15'30.549	1'41.353	-0.544	157,884

Start 19/11/2022 10:50 End 11:25 The results are provisional until the end of the time limit for protests and appeals and the completion of the technical checks.

These data/results cannot be reproduced, stored and/or transmitted in whole or in part by any manner of electronic, mechanical, photocopying, recording, broadcasting or otherwise now known or herein after developed without the previous express consent by the copyright owner, except for reproduction in daily press and regular printed publications on sale to the public within 60 days of the event related to those data/results and always provided that copyright symbol appears together as follows below.

© DORNA WSBK ORGANIZATION Srl 2022



Grand Ridge Brewery Australian Round, 17-20 November 2022

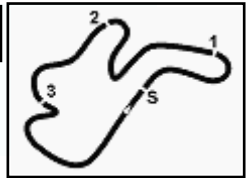
Free Practices Combined Results

No.	Rider	Nat	Team	Bike	Class	FP1	FP2	FP3	Time	Gap	Rel.	Avg	LL
1	65 J. REA	GBR	Kawasaki Racing Team WorldSBK	Kawasaki ZX-10RR		1'31.284	1'31.127	1'41.353	1'31.127			175,601	63
2	19 A. BAUTISTA	ESP	Aruba.it Racing - Ducati	Ducati Panigale V4R		1'31.306	1'31.232	1'41.909	1'31.232	0.105	0.105	175,399	57
3	22 A. LOWES	GBR	Kawasaki Racing Team WorldSBK	Kawasaki ZX-10RR		1'31.610	1'31.416	1'41.876	1'31.416	0.289	0.184	175,046	59
4	1 T. RAZGATLIOGLU	TUR	Pata Yamaha with Brixx WorldSBK	Yamaha YZF R1		1'31.604	1'31.670	1'41.730	1'31.604	0.477	0.188	174,687	50
5	55 A. LOCATELLI	ITA	Pata Yamaha with Brixx WorldSBK	Yamaha YZF R1		1'32.464	1'31.721	1'42.369	1'31.721	0.594	0.117	174,464	57
6	49 T. NAGASHIMA	JPN	Team HRC	Honda CBR1000 RR-R		1'32.964	1'31.869	1'42.943	1'31.869	0.742	0.148	174,183	54
7	5 P. OETTL	GER	Team GoEleven	Ducati Panigale V4R	IND	1'32.666	1'31.996	1'43.963	1'31.996	0.869	0.127	173,942	57
8	31 G. GERLOFF	USA	GYTR GRT Yamaha WorldSBK Team	Yamaha YZF R1	IND	1'32.484	1'32.058	1'43.493	1'32.058	0.931	0.062	173,825	59
9	45 S. REDDING	GBR	BMW Motorrad WorldSBK Team	BMW M1000RR		1'33.144	1'32.249	1'44.803	1'32.249	1.122	0.191	173,465	48
10	21 M. RINALDI	ITA	Aruba.it Racing - Ducati	Ducati Panigale V4R		1'32.816	1'32.329	1'44.120	1'32.329	1.202	0.080	173,315	60
11	47 A. BASSANI	ITA	Motocorsa Racing	Ducati Panigale V4R	IND	1'33.377	1'32.518	1'42.647	1'32.518	1.391	0.189	172,961	60
12	60 M. VAN DER MARK	NED	BMW Motorrad WorldSBK Team	BMW M1000RR		1'33.130	1'32.529	1'43.572	1'32.529	1.402	0.011	172,940	52
13	44 L. MAHIAS	FRA	Kawasaki Puccetti Racing	Kawasaki ZX-10RR	IND	1'33.877	1'32.720	1'43.706	1'32.720	1.593	0.191	172,584	48
14	97 X. VIERGE	ESP	Team HRC	Honda CBR1000 RR-R		1'32.974	1'32.780	1'43.541	1'32.780	1.653	0.060	172,473	56
15	12 X. FORES	ESP	BARNI Spark Racing Team	Ducati Panigale V4R	IND	1'33.142	1'32.814	1'44.058	1'32.814	1.687	0.034	172,409	49
16	76 L. BAZ	FRA	Bonovo Action BMW	BMW M1000RR	IND	1'33.252	1'33.002	1'43.958	1'33.002	1.875	0.188	172,061	38
17	35 H. SYHRIN	MAS	MIE Racing Honda Team	Honda CBR1000 RR-R	IND	1'33.331	1'33.011	1'43.574	1'33.011	1.884	0.009	172,044	51
18	50 E. LAVERTY	IRL	Bonovo Action BMW	BMW M1000RR	IND	1'33.426	1'33.118	1'43.662	1'33.118	1.991	0.107	171,846	55
19	52 D. KONIG	CZE	Orelac Racing Verdnatura	Kawasaki ZX-10RR	IND	1'34.227	1'33.484	1'45.373	1'33.484	2.357	0.366	171,174	60
20	3 K. NOZANE	JPN	GYTR GRT Yamaha WorldSBK Team	Yamaha YZF R1	IND	1'34.893	1'33.548	1'44.275	1'33.548	2.421	0.064	171,057	54
21	36 L. MERCADO	ARG	MIE Racing Honda Team	Honda CBR1000 RR-R	IND	1'34.488	1'34.151	1'44.691	1'34.151	3.024	0.603	169,961	55
22	11 K. SMITH	GBR	TPR Team Pedercini Racing	Kawasaki ZX-10RR	IND	1'35.424	1'34.622	1'43.247	1'34.622	3.495	0.471	169,115	48

19/11/2022

These data/results cannot be reproduced, stored and/or transmitted in whole or in part by any manner of electronic, mechanical, photocopying, recording, broadcasting or otherwise now known or herein after developed without the previous express consent by the copyright owner, except for reproduction in daily press and regular printed publications on sale to the public within 60 days of the event related to those data/results and always provided that copyright symbol appears together as follows below.

© DORNA WSBK ORGANIZATION Srl 2022



Grand Ridge Brewery Australian Round, 17-20 November 2022

Best Sectors & Speed Free Practice 3rd Session

BEST LAP			
1	65	J. REA	Kawasaki ZX-10RR 1'41.353
2	1	T. RAZGATLIOGLU	Yamaha YZF R1 1'41.730
3	22	A. LOWES	Kawasaki ZX-10RR 1'41.876
4	19	A. BAUTISTA	Ducati Panigale V4R 1'41.909
5	55	A. LOCATELLI	Yamaha YZF R1 1'42.369
6	47	A. BASSANI	Ducati Panigale V4R 1'42.647
7	49	T. NAGASHIMA	Honda CBR1000 RR-R 1'42.943
8	11	K. SMITH	Kawasaki ZX-10RR 1'43.247
9	31	G. GERLOFF	Yamaha YZF R1 1'43.493
10	97	X. VIERGE	Honda CBR1000 RR-R 1'43.541
11	60	M. VAN DER MARK	BMW M1000RR 1'43.572
12	35	H. SYHRIN	Honda CBR1000 RR-R 1'43.574
13	50	E. LAVERTY	BMW M1000RR 1'43.662
14	44	L. MAHIAS	Kawasaki ZX-10RR 1'43.706
15	76	L. BAZ	BMW M1000RR 1'43.958
16	5	P. OETTL	Ducati Panigale V4R 1'43.963
17	12	X. FORES	Ducati Panigale V4R 1'44.058
18	21	M. RINALDI	Ducati Panigale V4R 1'44.120
19	3	K. NOZANE	Yamaha YZF R1 1'44.275
20	36	L. MERCADO	Honda CBR1000 RR-R 1'44.691
21	45	S. REDDING	BMW M1000RR 1'44.803
22	52	D. KONIG	Kawasaki ZX-10RR 1'45.373

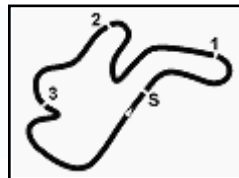
SPEED			
1	19	A. BAUTISTA	Ducati Panigale V4R 312,1
2	97	X. VIERGE	Honda CBR1000 RR-R 311,2
3	1	T. RAZGATLIOGLU	Yamaha YZF R1 308,6
4	49	T. NAGASHIMA	Honda CBR1000 RR-R 308,6
5	47	A. BASSANI	Ducati Panigale V4R 308,6
6	21	M. RINALDI	Ducati Panigale V4R 307,7
7	22	A. LOWES	Kawasaki ZX-10RR 306,8
8	50	E. LAVERTY	BMW M1000RR 306,8
9	12	X. FORES	Ducati Panigale V4R 305,9
10	55	A. LOCATELLI	Yamaha YZF R1 305,1
11	65	J. REA	Kawasaki ZX-10RR 305,1
12	5	P. OETTL	Ducati Panigale V4R 304,2
13	60	M. VAN DER MARK	BMW M1000RR 304,2
14	45	S. REDDING	BMW M1000RR 303,4
15	31	G. GERLOFF	Yamaha YZF R1 303,4
16	76	L. BAZ	BMW M1000RR 303,4
17	35	H. SYHRIN	Honda CBR1000 RR-R 301,7
18	36	L. MERCADO	Honda CBR1000 RR-R 300,0
19	52	D. KONIG	Kawasaki ZX-10RR 299,2
20	44	L. MAHIAS	Kawasaki ZX-10RR 299,2
21	3	K. NOZANE	Yamaha YZF R1 298,3
22	11	K. SMITH	Kawasaki ZX-10RR 295,1

SEG. 1			SEG. 2			SEG. 3			SEG. 4						
1	65	J. REA	23.868	1	22	A. LOWES	29.241	1	22	A. LOWES	19.592	1	1	T. RAZGATLIOGLU	28.211
2	22	A. LOWES	24.082	2	65	J. REA	29.250	2	1	T. RAZGATLIOGLU	19.609	2	19	A. BAUTISTA	28.316
3	19	A. BAUTISTA	24.155	3	1	T. RAZGATLIOGLU	29.298	3	65	J. REA	19.621	3	22	A. LOWES	28.380
4	1	T. RAZGATLIOGLU	24.172	4	19	A. BAUTISTA	29.586	4	19	A. BAUTISTA	19.685	4	47	A. BASSANI	28.381
5	49	T. NAGASHIMA	24.329	5	55	A. LOCATELLI	29.595	5	55	A. LOCATELLI	19.729	5	65	J. REA	28.412
6	55	A. LOCATELLI	24.411	6	47	A. BASSANI	29.709	6	11	K. SMITH	19.763	6	55	A. LOCATELLI	28.634
7	50	E. LAVERTY	24.501	7	49	T. NAGASHIMA	29.842	7	49	T. NAGASHIMA	19.794	7	35	H. SYHRIN	28.675
8	35	H. SYHRIN	24.544	8	76	L. BAZ	29.852	8	47	A. BASSANI	19.818	8	31	G. GERLOFF	28.704
9	47	A. BASSANI	24.556	9	60	M. VAN DER MARK	29.872	9	60	M. VAN DER MARK	19.931	9	21	M. RINALDI	28.733
10	5	P. OETTL	24.573	10	31	G. GERLOFF	29.886	10	97	X. VIERGE	19.953	10	44	L. MAHIAS	28.734
11	97	X. VIERGE	24.601	11	97	X. VIERGE	29.932	11	35	H. SYHRIN	19.958	11	49	T. NAGASHIMA	28.734
12	11	K. SMITH	24.601	12	50	E. LAVERTY	29.949	12	44	L. MAHIAS	19.960	12	60	M. VAN DER MARK	28.768
13	76	L. BAZ	24.638	13	11	K. SMITH	29.992	13	31	G. GERLOFF	19.993	13	50	E. LAVERTY	28.791
14	12	X. FORES	24.696	14	3	K. NOZANE	30.080	14	5	P. OETTL	20.005	14	11	K. SMITH	28.830
15	31	G. GERLOFF	24.738	15	44	L. MAHIAS	30.080	15	21	M. RINALDI	20.012	15	3	K. NOZANE	28.901
16	60	M. VAN DER MARK	24.749	16	21	M. RINALDI	30.099	16	12	X. FORES	20.116	16	36	L. MERCADO	28.920
17	36	L. MERCADO	24.811	17	35	H. SYHRIN	30.111	17	45	S. REDDING	20.154	17	12	X. FORES	28.979
18	44	L. MAHIAS	24.873	18	12	X. FORES	30.196	18	36	L. MERCADO	20.215	18	97	X. VIERGE	28.994
19	3	K. NOZANE	24.882	19	5	P. OETTL	30.243	19	3	K. NOZANE	20.228	19	76	L. BAZ	29.032
20	21	M. RINALDI	24.885	20	36	L. MERCADO	30.258	20	76	L. BAZ	20.238	20	5	P. OETTL	29.034
21	45	S. REDDING	24.977	21	52	D. KONIG	30.270	21	50	E. LAVERTY	20.372	21	45	S. REDDING	29.080
22	52	D. KONIG	25.217	22	45	S. REDDING	30.500	22	52	D. KONIG	20.384	22	52	D. KONIG	29.182

19/11/2022

These data/results cannot be reproduced, stored and/or transmitted in whole or in part by any manner of electronic, mechanical, photocopying, recording, broadcasting or otherwise now known or herein after developed without the previous express consent by the copyright owner, except for reproduction in daily press and regular printed publications on sale to the public within 60 days of the event related to those data/results and always provided that copyright symbol appears together as follows below.

© DORNA WSBK ORGANIZATION Srl 2022



Phillip Island 4.445 m

Grand Ridge Brewery Australian Round, 17-20 November 2022

Ideal Times Free Practice 3rd Session

No.	Rider	Nat	Bike	Seg. 1	Seg. 2	Seg. 3	Seg. 4	Ideal Time		
				Diff. 1	Diff. 2	Diff. 3	Diff. 4	Best Lap	Pos.	Diff.
1	65 J. REA	GBR	Kawasaki ZX-10RR	23.868 +0.054	29.250	19.621	28.412 +0.148	1'41.151 1'41.353	1	0.202
2	1 T. RAZGATLIOGLU	TUR	Yamaha YZF R1	24.172	29.298 +0.154	19.609 +0.286	28.211	1'41.290 1'41.730	2	0.440
3	22 A. LOWES	GBR	Kawasaki ZX-10RR	24.082 +0.005	29.241 +0.202	19.592 +0.143	28.380 +0.231	1'41.295 1'41.876	3	0.581
4	19 A. BAUTISTA	ESP	Ducati Panigale V4R	24.155	29.586 +0.025	19.685 +0.092	28.316 +0.050	1'41.742 1'41.909	4	0.167
5	55 A. LOCATELLI	ITA	Yamaha YZF R1	24.411	29.595	19.729	28.634	1'42.369 1'42.369	5	
6	47 A. BASSANI	ITA	Ducati Panigale V4R	24.556 +0.093	29.709	19.818	28.381 +0.090	1'42.464 1'42.647	6	0.183
7	49 T. NAGASHIMA	JPN	Honda CBR1000 RR-R	24.329 +0.062	29.842 +0.087	19.794 +0.039	28.734 +0.056	1'42.699 1'42.943	7	0.244
8	11 K. SMITH	GBR	Kawasaki ZX-10RR	24.601	29.992 +0.007	19.763	28.830 +0.054	1'43.186 1'43.247	8	0.061
9	35 H. SYAHRIN	MAS	Honda CBR1000 RR-R	24.544 +0.125	30.111 +0.133	19.958 +0.028	28.675	1'43.288 1'43.574	12	0.286
10	60 M. VAN DER MARK	NED	BMW M1000RR	24.749 +0.010	29.872 +0.052	19.931	28.768 +0.190	1'43.320 1'43.572	11	0.252
11	31 G. GERLOFF	USA	Yamaha YZF R1	24.738 +0.150	29.886	19.993 +0.022	28.704	1'43.321 1'43.493	9	0.172
12	97 X. VIERGE	ESP	Honda CBR1000 RR-R	24.601 +0.009	29.932	19.953 +0.046	28.994 +0.006	1'43.480 1'43.541	10	0.061
13	50 E. LAVERTY	IRL	BMW M1000RR	24.501	29.949	20.372	28.791 +0.049	1'43.613 1'43.662	13	0.049
14	44 L. MAHIAS	FRA	Kawasaki ZX-10RR	24.873 +0.002	30.080 +0.036	19.960 +0.021	28.734	1'43.647 1'43.706	14	0.059
15	21 M. RINALDI	ITA	Ducati Panigale V4R	24.885 +0.049	30.099 +0.107	20.012	28.733 +0.235	1'43.729 1'44.120	18	0.391
16	76 L. BAZ	FRA	BMW M1000RR	24.638 +0.068	29.852 +0.011	20.238 +0.119	29.032	1'43.760 1'43.958	15	0.198
17	5 P. OETTL	GER	Ducati Panigale V4R	24.573 +0.049	30.243 +0.022	20.005 +0.037	29.034	1'43.855 1'43.963	16	0.108
18	12 X. FORES	ESP	Ducati Panigale V4R	24.696 +0.035	30.196	20.116 +0.032	28.979 +0.004	1'43.987 1'44.058	17	0.071
19	3 K. NOZANE	JPN	Yamaha YZF R1	24.882	30.080 +0.184	20.228	28.901	1'44.091 1'44.275	19	0.184
20	36 L. MERCADO	ARG	Honda CBR1000 RR-R	24.811	30.258 +0.063	20.215 +0.044	28.920 +0.380	1'44.204 1'44.691	20	0.487
21	45 S. REDDING	GBR	BMW M1000RR	24.977	30.500	20.154	29.080 +0.092	1'44.711 1'44.803	21	0.092
22	52 O. KONIG	CZE	Kawasaki ZX-10RR	25.217 +0.070	30.270	20.384 +0.170	29.182 +0.080	1'45.053 1'45.373	22	0.320
Overall Ideal Time				23.868	29.241	19.592	28.211	1'40.912		

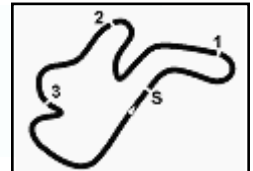
19/11/2022

These data/results cannot be reproduced, stored and/or transmitted in whole or in part by any manner of electronic, mechanical, photocopying, recording, broadcasting or otherwise now known or herein after developed without the previous express consent by the copyright owner, except for reproduction in daily press and regular printed publications on sale to the public within 60 days of the event related to those data/results and always provided that copyright symbol appears together as follows below.

© DORNA WSBK ORGANIZATION Srl 2022

FIGR PERUGIA TIMING





Phillip Island 4.445 m

Grand Ridge Brewery Australian Round, 17-20 November 2022

Chronological Analysis Free Practice 3rd Session

1 / 4

1° 65 J. REA [1'41.353]							
Lap	Seg1	Seg2	Seg3	Seg4	Lap Time	km/h	Local Time
1							10:51'37.082
2	36.902	31.431	20.521	29.750	1'58.604P		10:53'35.686
3	24.790	30.142	19.939	28.881	1'43.752	298,3	10:55'19.438
4	27.288	34.353	20.053	28.847	1'50.541	301,7	10:57'09.979
5	24.168	29.615	19.929	28.693	1'42.405	300,8	10:58'52.384
6	24.247	29.484	19.755	8'24.038	9'37.524P	303,4	11:08'29.908
7	36.512	30.142	19.883	28.633	1'55.170P		11:10'25.078
8	24.221	29.554	19.992	28.454	1'42.221	304,2	11:12'07.299
9	24.249	29.502	19.734	28.412	1'41.897	305,1	11:13'49.196
10	23.922	29.250	19.621	28.560	1'41.353	305,1	11:15'30.549
11	24.077	29.511	20.545	31.801	1'45.934	304,2	11:17'16.483
12	23.890	29.412	19.747	28.488	1'41.537	305,1	11:18'58.020
13	23.868	29.290	19.789	28.445	1'41.392	304,2	11:20'39.412

13	24.606	29.963	19.917	28.880	1'43.366	305,1	11:11'42.096
14	24.385	29.946	19.847	28.576	1'42.754	307,7	11:13'24.850
15	24.353	29.832	19.800	28.489	1'42.474	306,8	11:15'07.324
16	24.357	29.897	19.685	28.400	1'42.339	301,7	11:16'49.663
17	24.366	29.614	19.706	28.316	1'42.002	312,1	11:18'31.665
18	24.155	29.611	19.777	28.366	1'41.909	311,2	11:20'13.574

2° 1 T. RAZGATLIOGLU [1'41.730]							
Lap	Seg1	Seg2	Seg3	Seg4	Lap Time	km/h	Local Time
1							10:53'03.503
2	37.719	32.273	21.251	30.577	2'01.820P		10:55'05.323
3	25.737	30.739	20.384	29.617	1'46.477	297,5	10:56'51.800
4	24.787	30.561	19.974	28.637	1'43.959	303,4	10:58'35.759
5	24.444	29.612	19.903	28.617	1'42.576	303,4	11:00'18.335
6	24.430	29.462	19.810	28.368	1'42.070	302,5	11:02'00.405
7	24.471	29.558	19.770	28.498	1'42.297	305,9	11:03'42.702
8	24.359	29.298	19.609	28.351	1'41.617C	308,6	11:05'24.319
9	24.286	29.521	19.968	6'30.736	7'44.511P	305,1	11:13'08.830
10	37.113	33.300	20.181	28.634	1'59.228P		11:15'08.058
11	24.443	29.555	19.721	28.316	1'42.035	304,2	11:16'50.093
12	24.255	29.419	20.273	29.015	1'42.962	308,6	11:18'33.055
13	24.172	29.452	19.895	28.211	1'41.730	306,8	11:20'14.785

5° 55 A. LOCATELLI [1'42.369]							
Lap	Seg1	Seg2	Seg3	Seg4	Lap Time	km/h	Local Time
1							10:53'11.429
2	38.600	32.491	21.380	30.543	2'03.014P		10:55'14.443
3	26.297	31.991	20.726	29.801	1'48.815	264,7	10:57'03.258
4	25.240	30.697	20.297	29.189	1'45.423	297,5	10:58'48.681
5	25.005	30.565	20.206	29.117	1'44.893	300,8	11:00'33.574
6	24.750	30.233	19.845	28.893	1'43.721	300,8	11:02'17.295
7	24.672	29.987	19.757	28.722	1'43.138	302,5	11:04'00.433
8	24.737	29.873	19.805	28.678	1'43.093C	304,2	11:05'43.526
9	24.672	30.060	19.783	7'31.792	8'46.307P	297,5	11:14'29.833
10	37.804	30.453	20.235	33.245	2'01.737P		11:16'31.570
11	24.411	29.595	19.729	28.634	1'42.369	303,4	11:18'13.939
12	24.973	30.006	19.731	28.687	1'43.397	305,1	11:19'57.336
13	24.888	30.228	19.856	28.958	1'43.930C	305,1	11:21'41.266

3° 22 A. LOWES [1'41.876]							
Lap	Seg1	Seg2	Seg3	Seg4	Lap Time	km/h	Local Time
1							10:50'29.987
2	36.721	31.832	21.098	30.021	1'59.672P		10:52'29.659
3	25.711	30.769	20.390	29.149	1'46.019	285,0	10:54'15.678
4	24.763	30.214	19.774	28.655	1'43.406	299,2	10:55'59.084
5	24.129	29.859	19.592	28.784	1'42.364	305,9	10:57'41.448
6	24.421	29.504	19.620	28.380	1'41.925	303,4	10:59'23.373
7	24.418	29.421	19.630	28.652	1'42.121	306,8	11:01'05.494
8	24.241	29.241	19.633	28.938	1'42.053	304,2	11:02'47.547
9	25.427	30.809	20.729	7'06.908	8'23.873P	293,5	11:11'11.420
10	36.338	30.142	19.889	28.791	1'55.160P		11:13'06.580
11	24.209	29.572	19.733	28.611	1'42.125	301,7	11:14'48.705
12	24.082	29.653	19.683	28.768	1'42.186	305,1	11:16'30.891
13	24.087	29.443	19.735	28.611	1'41.876	304,2	11:18'12.767

6° 47 A. BASSANI [1'42.647]							
Lap	Seg1	Seg2	Seg3	Seg4	Lap Time	km/h	Local Time
1							10:50'42.324
2	37.487	32.883	21.001	29.793	2'01.164P		10:52'43.488
3	25.831	31.390	20.330	28.936	1'46.487	274,1	10:54'29.975
4	25.150	30.487	20.527	29.297	1'45.461	286,5	10:56'15.436
5	25.063	30.404	20.034	29.172	1'44.673	288,8	10:58'00.109
6	24.713	30.026	20.102	28.657	1'43.498	300,0	10:59'43.607
7	24.820	29.869	19.976	28.545	1'43.210	289,5	11:01'26.817
8	24.826	30.020	19.998	28.624	1'43.468	300,8	11:03'10.285
9	24.576	29.787	19.912	28.381	1'42.656	301,7	11:04'52.941
10	25.123	30.231	20.016	28.627	1'43.997	292,7	11:06'36.938
11	24.649	29.709	19.818	28.471	1'42.647	303,4	11:08'19.585
12	26.257	31.108	20.123	28.876	1'46.364	306,8	11:10'05.949
13	24.674	30.059	20.289	29.047	1'44.069	304,2	11:11'50.018
14	24.928	29.863	20.118	29.697	1'44.606	302,5	11:13'34.624
15	24.836	30.032	20.132	28.678	1'43.678	302,5	11:15'18.302
16	26.382	30.615	20.084	28.794	1'45.875	299,2	11:17'04.177
17	24.556	29.821	22.126	29.535	1'46.038	308,6	11:18'50.215
18	24.717	29.949	20.083	28.754	1'43.503	305,1	11:20'33.718

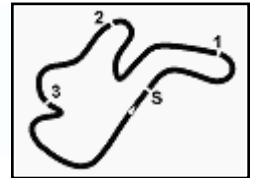
4° 19 A. BAUTISTA [1'41.909]							
Lap	Seg1	Seg2	Seg3	Seg4	Lap Time	km/h	Local Time
1							10:50'41.976
2	37.627	32.894	20.922	29.787	2'01.230P		10:52'43.206
3	25.825	31.414	20.266	28.932	1'46.437	276,2	10:54'29.643
4	25.134	30.364	20.770	29.399	1'45.667	291,9	10:56'15.310
5	24.867	30.486	19.960	29.054	1'44.367	292,7	10:57'59.677
6	24.735	29.911	19.816	28.584	1'43.046	306,8	10:59'42.723
7	24.609	29.705	19.951	28.471	1'42.736	305,1	11:01'25.459
8	24.494	29.845	19.823	28.517	1'42.679	298,3	11:03'08.138
9	24.384	29.929	20.414	29.199	1'43.926	301,7	11:04'52.064
10	24.379	29.586	19.707	28.350	1'42.022	300,0	11:06'34.086
11	24.232	29.696	19.791	28.490	1'42.209	305,1	11:08'16.295
12	24.259	29.680	19.930	28.566	1'42.435	308,6	11:09'58.730

7° 49 T. NAGASHIMA [1'42.943]							
Lap	Seg1	Seg2	Seg3	Seg4	Lap Time	km/h	Local Time
1							10:54'30.274
2	39.157	33.348	21.709	30.759	2'04.973P		10:56'35.247
3	26.355	31.674	21.030	30.125	1'49.184	276,2	10:58'24.431
4	25.472	30.945	20.591	29.125	1'46.133	300,8	11:00'10.564
5	24.895	30.532	20.391	29.216	1'45.034	300,8	11:01'55.598
6	24.804	30.393	20.209	29.077	1'44.483	300,8	11:03'40.081
7	24.574	30.027	19.925	28.775	1'43.301C	306,8	11:05'23.382
8	24.624	29.842	19.865	28.734	1'43.065	304,2	11:07'06.447
9	24.700	30.064	19.797	28.834	1'43.395	306,8	11:08'49.842
10	24.391	29.929	19.833	28.790	1'42.943	303,4	11:10'32.785
11	25.713	33.762	20.375	29.624	1'49.474	306,8	11:12'22.259
12	24.632	30.404	19.909	29.327	1'44.272	303,4	11:14'06.531
13	24.598	30.178	19.813	28.820	1'43.409	302,5	11:15'49.940
14	24.379	30.062	19.794	28.871	1'43.106	308,6	11:17'33.046
15	24.329	29.867	20.190	30.870	1'45.256	305,9	11:19'18.302

19/11/2022 P = Pits In/Out - C = Lap Time Cancelled

These data/results cannot be reproduced, stored and/or transmitted in whole or in part by any manner of electronic, mechanical, photocopying, recording, broadcasting or otherwise now known or herein after developed without the previous express consent by the copyright owner, except for reproduction in daily press and regular printed publications on sale to the public within 60 days of the event related to those data/results and always provided that copyright symbol appears together as follows below.

© DORNA WSBK ORGANIZATION Srl 2022



Grand Ridge Brewery Australian Round, 17-20 November 2022

Chronological Analysis Free Practice 3rd Session

8° 11 K. SMITH [1'43.247]							
Lap	Seg.1	Seg.2	Seg.3	Seg.4	Lap Time	km/h	Local Time
1							10:51'51.230
2	41.791	37.363	22.803	32.441	2'14.398P		10:54'05.628
3	26.929	32.784	21.327	30.389	1'51.429	279,1	10:55'57.057
4	25.516	31.814	20.655	29.883	1'47.868	291,1	10:57'44.925
5	25.270	30.715	20.317	5'43.888	7'00.190P	291,1	11:04'45.115
6	37.345	31.353	20.342	29.980	1'59.020P		11:06'44.135
7	25.343	30.516	20.200	29.111	1'45.170	291,1	11:08'29.305
8	24.701	30.274	19.899	28.867	1'43.741	291,9	11:10'13.046
9	24.809	30.130	20.416	29.075	1'44.430	291,1	11:11'57.476
10	25.756	30.489	20.318	29.303	1'45.866	290,3	11:13'43.342
11	25.044	30.390	19.946	28.967	1'44.347	295,1	11:15'27.689
12	24.601	29.999	19.763	28.884	1'43.247	293,5	11:17'10.936
13	24.809	29.992	19.951	28.830	1'43.582	293,5	11:18'54.518
14	24.775	30.267	20.291	28.928	1'44.261	288,8	11:20'38.779

7	25.062	30.330	20.123	28.873	1'44.388	277,6	11:04'38.342
8	24.795	30.060	20.043	28.875	1'43.773C	300,8	11:06'22.115
9	25.851	35.517	20.257	28.979	1'50.604	300,0	11:08'12.719
10	24.759	29.924	19.931	28.958	1'43.572	300,0	11:09'56.291
11	24.749	32.563	20.492	28.789	1'46.593	304,2	11:11'42.884
12	24.962	30.095	20.465	3'58.668	5'14.190P	286,5	11:16'57.074
13	38.537	31.317	20.992	30.486	2'01.332P		11:18'58.406
14	24.841	29.872	20.360	28.768	1'43.841	297,5	11:20'42.247

9° 31 G. GERLOFF [1'43.493]							
Lap	Seg.1	Seg.2	Seg.3	Seg.4	Lap Time	km/h	Local Time
1							10:51'07.323
2	41.081	35.589	22.844	32.853	2'12.367P		10:53'19.690
3	28.034	33.114	22.017	30.997	1'54.162	245,5	10:55'13.852
4	26.539	31.754	21.231	30.007	1'49.531	268,7	10:57'03.383
5	25.750	30.918	20.404	29.102	1'46.174	264,7	10:58'49.557
6	25.160	30.445	20.380	29.024	1'45.009	288,0	11:00'34.566
7	25.496	30.456	20.303	28.805	1'45.060	293,5	11:02'19.626
8	24.750	30.057	20.024	28.755	1'43.586	301,7	11:04'03.212
9	24.738	30.049	19.993	28.641	1'43.421C	300,8	11:05'46.633
10	24.892	30.112	20.197	5'33.055	6'48.256P	302,5	11:12'34.889
11	37.796	30.621	20.381	29.058	1'57.856P		11:14'32.745
12	25.096	30.149	20.063	28.708	1'44.016	297,5	11:16'16.761
13	24.888	29.886	20.015	28.704	1'43.493	300,0	11:18'00.254
14	24.761	30.071	20.126	28.741	1'43.699	303,4	11:19'43.953
15	27.060	31.986	20.518	29.466	1'49.030C	297,5	11:21'32.983

12° 35 H. SYAHRIN [1'43.574]							
Lap	Seg.1	Seg.2	Seg.3	Seg.4	Lap Time	km/h	Local Time
1							10:50'25.981
2	41.316	35.707	22.395	31.460	2'10.878P		10:52'36.859
3	26.319	32.060	20.901	29.954	1'49.234	284,2	10:54'26.093
4	25.751	31.476	20.626	29.619	1'47.472	289,5	10:56'13.565
5	25.331	31.162	20.467	29.548	1'46.508	295,9	10:58'00.073
6	25.266	30.757	20.190	29.141	1'45.354	292,7	10:59'45.427
7	30.828	33.191	20.357	29.289	1'53.665	286,5	11:01'39.092
8	24.761	30.431	20.045	29.027	1'44.264	301,7	11:03'23.356
9	24.733	30.111	20.077	28.889	1'43.810	301,7	11:05'07.166
10	24.669	30.244	19.986	28.675	1'43.574	300,8	11:06'50.740
11	24.641	30.247	19.958	28.832	1'43.678	295,9	11:08'34.418
12	24.544	30.181	20.125	29.927	1'44.777	295,1	11:10'19.195
13	24.731	30.229	20.161	29.044	1'44.165	298,3	11:12'03.360
14	30.961	32.883	21.202	3'35.186	5'00.232P	271,4	11:17'03.592
15	38.664	35.918	21.454	30.914	2'06.950P		11:19'10.542
16	24.858	30.607	20.407	29.235	1'45.107	299,2	11:20'55.649

10° 97 X. VIERGE [1'43.541]							
Lap	Seg.1	Seg.2	Seg.3	Seg.4	Lap Time	km/h	Local Time
1							10:50'47.860
2	37.223	32.977	21.098	30.723	2'02.021P		10:52'49.881
3	25.855	31.469	20.491	29.655	1'47.470	276,9	10:54'37.351
4	25.384	31.398	20.686	29.299	1'46.767	286,5	10:56'24.118
5	24.986	30.435	20.380	29.122	1'44.923	293,5	10:58'09.041
6	24.874	30.507	20.223	29.060	1'44.664	306,8	10:59'53.705
7	24.833	30.463	20.147	29.058	1'44.501	299,2	11:01'38.206
8	24.728	30.198	20.206	29.078	1'44.210	308,6	11:03'22.416
9	24.843	30.142	20.149	29.185	1'44.319	299,2	11:05'06.735
10	24.786	30.001	19.953	29.048	1'43.788	307,7	11:06'50.523
11	24.610	29.932	19.999	29.000	1'43.541	305,9	11:08'34.064
12	24.647	30.171	20.174	31.145	1'46.137	302,5	11:10'20.201
13	24.657	30.185	20.600	29.167	1'44.609	308,6	11:12'04.810
14	25.434	31.565	20.315	28.994	1'46.308	304,2	11:13'51.118
15	24.601	30.440	21.240	29.284	1'45.565	311,2	11:15'36.683
16	24.710	30.320	20.360	1'43.254	2'58.644P	305,1	11:18'35.327
17	40.273	30.980	20.332	29.211	2'00.796P		11:20'36.123

13° 50 E. LAVERTY [1'43.662]							
Lap	Seg.1	Seg.2	Seg.3	Seg.4	Lap Time	km/h	Local Time
1							10:50'04.150
2	38.081	33.294	22.953	31.102	2'05.430P		10:52'09.580
3	26.146	32.179	21.421	30.007	1'49.753	272,7	10:53'59.333
4	25.852	31.498	21.164	29.735	1'48.249	284,2	10:55'47.582
5	25.564	32.534	21.180	30.087	1'49.365	282,0	10:57'36.947
6	25.124	30.539	20.441	29.069	1'45.173	286,5	10:59'22.120
7	24.714	30.178	20.397	28.872	1'44.161	297,5	11:01'06.281
8	24.748	30.100	20.381	5'04.014	6'19.243P	295,1	11:07'25.524
9	36.618	31.181	20.699	29.894	1'58.392P		11:09'23.916
10	24.763	30.187	20.457	28.964	1'44.371	299,2	11:11'08.287
11	24.712	30.258	20.464	28.791	1'44.225	303,4	11:12'52.512
12	24.548	30.130	20.540	28.857	1'44.075	301,7	11:14'36.587
13	24.501	29.949	20.372	28.840	1'43.662	301,7	11:16'20.249
14	24.520	30.920	23.115	29.460	1'48.015	305,1	11:18'08.264
15	24.524	30.176	20.585	29.084	1'44.369	306,8	11:19'52.633
16	24.796	30.385	20.760	29.335	1'45.276C	305,1	11:21'37.909

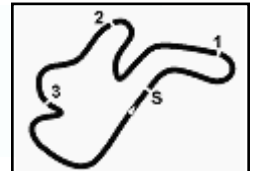
11° 60 M. VAN DER MARK [1'43.572]							
Lap	Seg.1	Seg.2	Seg.3	Seg.4	Lap Time	km/h	Local Time
1							10:53'48.645
2	37.877	31.711	20.899	29.497	1'59.984P		10:55'48.629
3	25.560	30.552	20.562	29.729	1'46.403	266,0	10:57'35.032
4	25.755	30.502	20.211	28.955	1'45.423	278,4	10:59'20.455
5	24.897	30.123	20.082	29.049	1'44.151	298,3	11:01'04.606
6	26.846	30.771	22.771	28.960	1'49.348	297,5	11:02'53.954

14° 44 L. MAHIAS [1'43.706]							
Lap	Seg.1	Seg.2	Seg.3	Seg.4	Lap Time	km/h	Local Time
1							10:58'54.837
2	38.265	32.464	20.819	29.909	2'01.457P		11:00'56.294
3	36.044	32.163	20.227	29.089	1'57.523	289,5	11:02'53.817
4	25.072	30.640	20.185	28.811	1'44.708	290,3	11:04'38.525
5	24.875	30.116	19.981	28.734	1'43.706C	294,3	11:06'22.231
6	25.936	31.361	20.035	28.930	1'46.262	289,5	11:08'08.493
7	24.873	30.215	20.038	29.133	1'44.259	298,3	11:09'52.752
8	28.834	30.985	20.375	29.452	1'49.646	293,5	11:11'42.398
9	24.884	30.183	19.960	28.775	1'43.802	295,1	11:13'26.200
10	27.158	31.628	20.645	29.459	1'48.890	293,5	11:15'15.090
11	25.245	30.492	20.150	28.965	1'44.852	294,3	11:16'59.942
12	25.157	30.080	20.122	28.970	1'44.329	298,3	11:18'44.271
13	25.318	32.609	20.507	29.565	1'47.999	299,2	11:20'32.270

19/11/2022 P = Pits In/Out - C = Lap Time Cancelled

These data/results cannot be reproduced, stored and/or transmitted in whole or in part by any manner of electronic, mechanical, photocopying, recording, broadcasting or otherwise now known or herein after developed without the previous express consent by the copyright owner, except for reproduction in daily press and regular printed publications on sale to the public within 60 days of the event related to those data/results and always provided that copyright symbol appears together as follows below.

© DORNA WSBK ORGANIZATION Srl 2022



15° 76 L. BAZ [1'43.958]							
Lap	Seg1	Seg2	Seg3	Seg4	Lap Time	km/h	Local Time
1							10:50'02.599
2	38.931	33.217	22.523	31.338	2'06.009P		10:52'08.608
3	26.232	32.532	21.482	30.228	1'50.474	282,0	10:53'59.082
4	25.787	31.372	21.192	30.023	1'48.374	291,1	10:55'47.456
5	25.380	31.168	21.172	30.483	1'48.203	295,9	10:57'35.659
6	25.579	30.687	20.512	29.695	1'46.473	288,0	10:59'22.132
7	25.941	30.286	20.509	29.668	1'46.404	290,3	11:01'08.536
8	24.940	30.246	20.382	29.252	1'44.820	297,5	11:02'53.356
9	26.036	30.512	20.608	7'11.792	8'28.948P	297,5	11:11'22.304
10	37.103	30.623	20.689	29.523	1'57.938P		11:13'20.242
11	24.638	30.011	20.294	29.187	1'44.130	300,0	11:15'04.372
12	24.668	33.443	20.406	29.207	1'47.724	300,0	11:16'52.096
13	24.706	29.863	20.357	29.032	1'43.958	302,5	11:18'36.054
14	24.817	29.852	20.238	29.115	1'44.022	303,4	11:20'20.076

16° 5 P. OETTL [1'43.963]							
Lap	Seg1	Seg2	Seg3	Seg4	Lap Time	km/h	Local Time
1							10:51'44.052
2	39.683	33.851	21.203	31.837	2'06.574P		10:53'50.626
3	25.915	31.564	20.546	29.356	1'47.381	282,7	10:55'38.007
4	25.516	1'02.678	22.497	35.754	2'26.445	288,8	10:58'04.452
5	25.149	30.664	20.172	29.146	1'45.131	294,3	10:59'49.583
6	25.675	30.853	20.227	29.083	1'45.838	267,3	11:01'35.421
7	25.016	30.804	20.005	29.133	1'44.958	301,7	11:03'20.379
8	24.707	30.426	20.159	29.172	1'44.464	297,5	11:05'04.843
9	24.669	30.378	20.171	29.190	1'44.408	302,5	11:06'49.251
10	24.622	30.265	20.042	29.034	1'43.963	302,5	11:08'33.214
11	24.573	30.385	20.057	29.139	1'44.154	300,8	11:10'17.368
12	39.618	38.118	21.018	3'27.545	5'06.299P	300,8	11:15'23.667
13	39.502	31.177	20.489	29.307	2'00.475P		11:17'24.142
14	24.873	30.354	20.013	29.258	1'44.498	304,2	11:19'08.640
15	24.613	30.243	20.101	29.221	1'44.178	302,5	11:20'52.818

17° 12 X. FORES [1'44.058]							
Lap	Seg1	Seg2	Seg3	Seg4	Lap Time	km/h	Local Time
1							10:53'03.926
2	37.908	33.093	21.528	31.754	2'04.283P		10:55'08.209
3	32.889	32.728	20.858	1'09.568	2'36.043P	252,9	10:57'44.252
4	43.633	31.431	20.654	29.585	2'05.303P		10:59'49.555
5	25.599	31.374	20.299	29.214	1'46.486	285,7	11:01'36.041
6	25.027	30.542	20.205	29.085	1'44.859	292,7	11:03'20.900
7	24.795	30.245	20.116	29.294	1'44.450	295,1	11:05'05.350
8	27.985	36.169	20.852	29.562	1'54.568	305,1	11:06'59.918
9	25.085	30.432	20.282	29.138	1'44.937	298,3	11:08'44.855
10	24.696	30.305	20.272	28.979	1'44.252	302,5	11:10'29.107
11	27.375	34.440	20.316	29.522	1'51.653	304,2	11:12'20.760
12	24.918	30.410	20.242	2'59.145	4'14.715P	305,1	11:16'35.475
13	39.388	30.586	20.192	29.006	1'59.172P		11:18'34.647
14	24.731	30.196	20.148	28.983	1'44.058	305,9	11:20'18.705

18° 21 M. RINALDI [1'44.120]							
Lap	Seg1	Seg2	Seg3	Seg4	Lap Time	km/h	Local Time
1							10:50'54.384
2	41.069	34.919	22.798	32.428	2'11.214P		10:53'05.598
3	28.098	33.305	21.566	31.121	1'54.090	273,4	10:54'59.688
4	27.092	32.174	21.148	30.088	1'50.502	270,7	10:56'50.190
5	26.174	31.649	20.728	29.627	1'48.178	274,1	10:58'38.368
6	26.053	31.125	20.661	29.312	1'47.151	269,3	11:00'25.519
7	25.425	30.768	20.466	29.131	1'45.790	293,5	11:02'11.309
8	25.474	30.467	20.179	29.146	1'45.266	300,8	11:03'56.575
9	25.266	30.569	20.182	29.094	1'45.111C	291,1	11:05'41.686

10	25.043	30.326	20.076	28.733	1'44.178	304,2	11:07'25.864
11	24.934	30.206	20.012	28.968	1'44.120	305,1	11:09'09.984
12	24.885	30.322	20.305	29.083	1'44.595	305,9	11:10'54.579
13	25.941	30.611	20.315	28.986	1'45.853	300,8	11:12'40.432
14	25.070	30.167	20.164	29.204	1'44.605	305,1	11:14'25.037
15	25.292	30.736	20.467	29.020	1'45.515	305,9	11:16'10.552
16	24.955	30.217	20.127	28.897	1'44.196	305,1	11:17'54.748
17	25.012	30.099	20.157	28.892	1'44.160	307,7	11:19'38.908

19° 3 K. NOZANE [1'44.275]							
Lap	Seg1	Seg2	Seg3	Seg4	Lap Time	km/h	Local Time
1							10:50'17.912
2	41.874	34.338	23.328	32.016	2'11.556P		10:52'29.468
3	26.857	31.896	21.125	30.085	1'49.963	272,7	10:54'19.431
4	26.222	30.989	20.924	29.481	1'47.616	275,5	10:56'07.047
5	25.950	30.806	20.512	29.419	1'46.687	279,1	10:57'53.734
6	25.341	30.499	20.420	29.048	1'45.308	295,9	10:59'39.042
7	25.125	30.182	20.279	28.948	1'44.534	292,7	11:01'23.576
8	25.060	30.080	20.258	29.132	1'44.530	288,0	11:03'08.106
9	25.143	30.151	20.338	8'54.981	10'10.613P	292,7	11:13'18.719
10	43.977	31.863	20.816	29.234	2'05.890P		11:15'24.609
11	25.212	30.392	20.576	29.002	1'45.182	294,3	11:17'09.791
12	25.046	30.093	20.230	29.084	1'44.453	292,7	11:18'54.244
13	24.882	30.264	20.228	28.901	1'44.275	298,3	11:20'38.519

20° 36 L. MERCADO [1'44.691]							
Lap	Seg1	Seg2	Seg3	Seg4	Lap Time	km/h	Local Time
1							10:50'26.967
2	41.547	35.049	22.467	31.767	2'10.830P		10:52'37.797
3	26.406	32.180	20.955	30.369	1'49.910	272,7	10:54'27.707
4	25.773	31.397	20.834	29.792	1'47.796	287,2	10:56'15.503
5	25.523	30.641	20.495	29.539	1'46.198	279,8	10:58'01.701
6	25.132	30.713	20.226	28.920	1'44.991	290,3	10:59'46.692
7	27.012	31.533	20.671	30.929	1'50.145	289,5	11:01'36.837
8	25.513	30.511	20.260	29.130	1'45.414	276,9	11:03'22.251
9	25.179	30.297	20.215	29.188	1'44.879	291,1	11:05'07.130
10	25.282	30.258	20.413	3'05.336	4'21.289P	300,0	11:09'28.419
11	38.648	31.456	20.754	29.330	2'00.188P		11:11'28.607
12	24.837	30.380	20.474	29.298	1'44.989	296,7	11:13'13.596
13	24.811	30.321	20.259	29.300	1'44.691	298,3	11:14'58.287
14	26.545	39.377	20.305	29.754	1'55.981	295,1	11:16'54.268
15	24.900	30.627	20.424	29.549	1'45.500	296,7	11:18'39.768
16	34.541	40.595	21.001	29.845	2'05.982	291,9	11:20'45.750

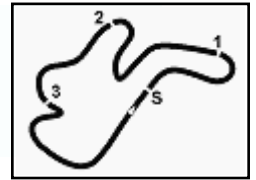
21° 45 S. REDDING [1'44.803]							
Lap	Seg1	Seg2	Seg3	Seg4	Lap Time	km/h	Local Time
1							10:52'41.012
2	39.502	33.591	21.750	30.765	2'05.608P		10:54'46.620
3	28.883	32.315	21.312	3'46.104	5'08.614P	291,9	10:59'55.234
4	36.950	30.942	20.283	33.302	2'01.477P		11:01'56.711
5	24.977	30.500	20.154	29.172	1'44.803	288,8	11:03'41.514
6	24.984	30.617	20.485	5'00.751	6'16.837CP	303,4	11:09'58.351
7	40.489	30.980	20.736	5'36.937	7'09.142P		11:17'07.493
8	38.284	31.066	20.393	29.239	1'58.982P		11:19'06.475
9	25.042	30.504	20.251	29.080	1'44.877	301,7	11:20'51.352

22° 52 O. KONIG [1'45.373]							
Lap	Seg1	Seg2	Seg3	Seg4	Lap Time	km/h	Local Time
1							10:50'25.800
2	42.103	36.098	22.945	32.896	2'14.042P		10:52'39.842
3	28.542	33.609	21.341	31.394	1'54.886	235,8	10:54'34.728
4	27.113	32.113	21.759	30.533	1'51.518	273,4	10:56'26.246

19/11/2022 P = Pits In/Out - C = Lap Time Cancelled

These data/results cannot be reproduced, stored and/or transmitted in whole or in part by any manner of electronic, mechanical, photocopying, recording, broadcasting or otherwise now known or herein after developed without the previous express consent by the copyright owner, except for reproduction in daily press and regular printed publications on sale to the public within 60 days of the event related to those data/results and always provided that copyright symbol appears together as follows below.

© DORNA WSBK ORGANIZATION Srl 2022



Grand Ridge Brewery Australian Round, 17-20 November 2022

Chronological Analysis Free Practice 3rd Session

5	26.689	31.517	21.180	1'29.606	2'48.992P	279,1	10:59'15.238
6	38.257	31.788	21.394	30.072	2'01.511P		11:01'16.749
7	26.164	31.317	20.916	29.781	1'48.178	295,1	11:03'04.927
8	26.070	30.816	20.763	29.621	1'47.270	289,5	11:04'52.197
9	25.693	31.061	20.646	29.728	1'47.128	290,3	11:06'39.325
10	25.492	30.527	20.543	29.413	1'45.975	294,3	11:08'25.300
11	25.448	30.530	20.585	29.632	1'46.195	295,9	11:10'11.495
12	25.553	30.300	20.693	29.383	1'45.929	294,3	11:11'57.424
13	25.530	30.537	20.384	29.435	1'45.886	295,1	11:13'43.310
14	28.318	32.929	20.583	29.239	1'51.069	299,2	11:15'34.379
15	25.217	30.461	20.545	29.182	1'45.405	295,9	11:17'19.784
16	25.272	30.444	20.570	29.289	1'45.575	295,9	11:19'05.359
17	25.287	30.270	20.554	29.262	1'45.373	295,9	11:20'50.732

19/11/2022 P = Pits In/Out - C = Lap Time Cancelled

These data/results cannot be reproduced, stored and/or transmitted in whole or in part by any manner of electronic, mechanical, photocopying, recording, broadcasting or otherwise now known or herein after developed without the previous express consent by the copyright owner, except for reproduction in daily press and regular printed publications on sale to the public within 60 days of the event related to those data/results and always provided that copyright symbol appears together as follows below.

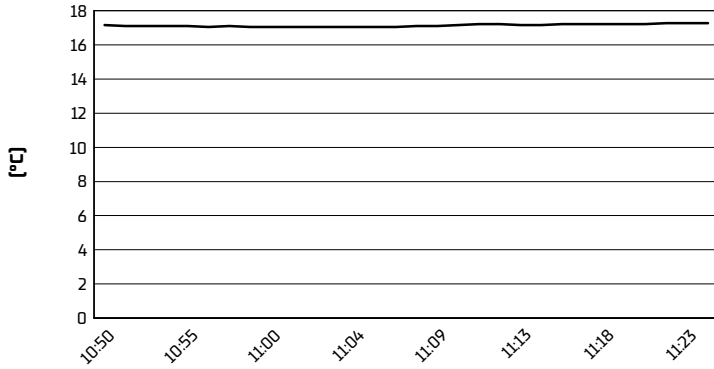
© DORNA WSBK ORGANIZATION Srl 2022

Grand Ridge Brewery Australian Round, 17-20 November 2022

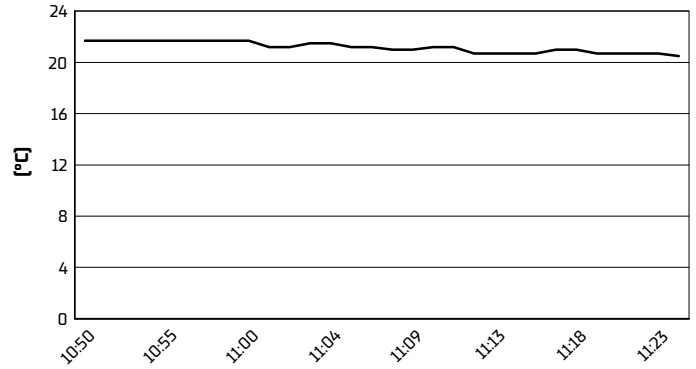
Weather Report Free Practice 3rd Session

Session started 10:50 - Session ended 11:25


Air Temperature



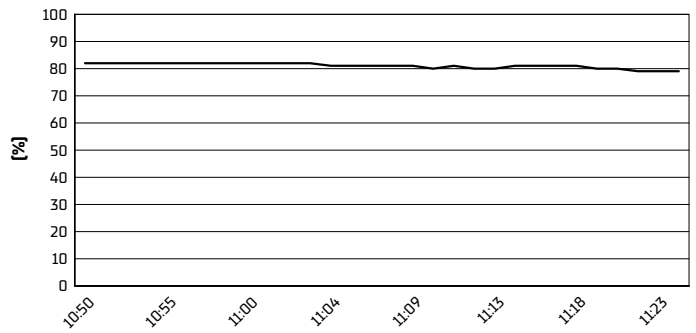
Track Temperature



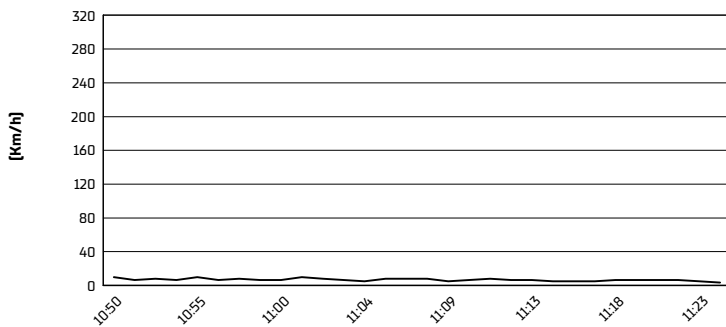
Air Pressure



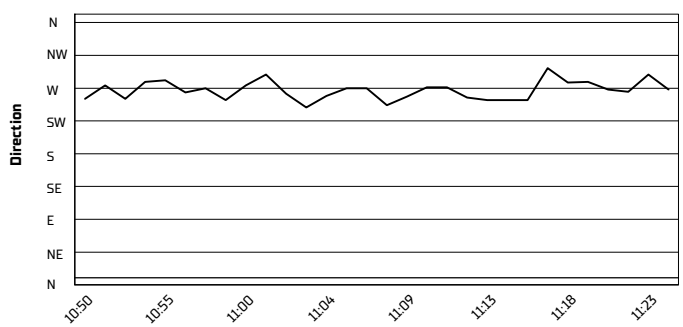
Humidity



Wind Speed



Wind Direction



19/11/2022

These data/results cannot be reproduced, stored and/or transmitted in whole or in part by any manner of electronic, mechanical, photocopying, recording, broadcasting or otherwise now known or herein after developed without the previous express consent by the copyright owner, except for reproduction in daily press and regular printed publications on sale to the public within 60 days of the event related to those data/results and always provided that copyright symbol appears together as follows below.

© DORNA WSBK ORGANIZATION Srl 2022