

## Grand Ridge Brewery Australian Round, 17-20 November 2022

### Results Warm Up

No.	Rider	Nat	Team	Bike	Class	Time	Gap	Rel.	Laps	Speed	
										Avg	Max
1	<b>65</b> J. REA	GBR	Kawasaki Racing Team WorldSBK	Kawasaki ZX-10RR		<b>1'31.062</b>			8	175,726	<b>319,5</b>
2	<b>1</b> T. RAZGATLIOGLU	TUR	Pata Yamaha with Brixx WorldSBK	Yamaha YZF R1		<b>1'31.193</b>	0.131	0.131	10	175,474	<b>325,3</b>
3	<b>55</b> A. LOCATELLI	ITA	Pata Yamaha with Brixx WorldSBK	Yamaha YZF R1		<b>1'31.404</b>	0.342	0.211	9	175,069	<b>320,5</b>
4	<b>22</b> A. LOWES	GBR	Kawasaki Racing Team WorldSBK	Kawasaki ZX-10RR		<b>1'31.430</b>	0.368	0.026	6	175,019	<b>318,6</b>
5	<b>19</b> A. BAUTISTA	ESP	Aruba.it Racing - Ducati	Ducati Panigale V4R		<b>1'31.451</b>	0.389	0.021	10	174,979	<b>324,3</b>
6	<b>31</b> G. GERLOFF	USA	GYTR GRT Yamaha WorldSBK Team	Yamaha YZF R1	IND	<b>1'31.588</b>	0.526	0.137	7	174,717	<b>316,7</b>
7	<b>5</b> P. OETTL	GER	Team GoEleven	Ducati Panigale V4R	IND	<b>1'32.003</b>	0.941	0.415	10	173,929	<b>321,4</b>
8	<b>76</b> L. BAZ	FRA	Bonovo Action BMW	BMW M1000RR	IND	<b>1'32.459</b>	1.397	0.456	10	173,071	<b>314,0</b>
9	<b>47</b> A. BASSANI	ITA	Motocorsa Racing	Ducati Panigale V4R	IND	<b>1'32.511</b>	1.449	0.052	10	172,974	<b>319,5</b>
10	<b>45</b> S. REDDING	GBR	BMW Motorrad WorldSBK Team	BMW M1000RR		<b>1'32.600</b>	1.538	0.089	9	172,808	<b>317,6</b>
11	<b>50</b> E. LAVERTY	IRL	Bonovo Action BMW	BMW M1000RR	IND	<b>1'32.679</b>	1.617	0.079	10	172,660	<b>322,4</b>
12	<b>60</b> M. VAN DER MARK	NED	BMW Motorrad WorldSBK Team	BMW M1000RR		<b>1'32.738</b>	1.676	0.059	7	172,551	<b>320,5</b>
13	<b>21</b> M. RINALDI	ITA	Aruba.it Racing - Ducati	Ducati Panigale V4R		<b>1'32.761</b>	1.699	0.023	10	172,508	<b>322,4</b>
14	<b>97</b> X. VIERGE	ESP	Team HRC	Honda CBR1000 RR-R		<b>1'32.853</b>	1.791	0.092	10	172,337	<b>326,3</b>
15	<b>49</b> T. NAGASHIMA	JPN	Team HRC	Honda CBR1000 RR-R		<b>1'32.873</b>	1.811	0.020	10	172,300	<b>322,4</b>
16	<b>12</b> X. FORES	ESP	BARNI Spark Racing Team	Ducati Panigale V4R	IND	<b>1'33.139</b>	2.077	0.266	7	171,808	<b>322,4</b>
17	<b>44</b> L. MAHIAS	FRA	Kawasaki Puccetti Racing	Kawasaki ZX-10RR	IND	<b>1'33.263</b>	2.201	0.124	10	171,579	<b>317,6</b>
18	<b>35</b> H. SYHRIN	MAS	MIE Racing Honda Team	Honda CBR1000 RR-R	IND	<b>1'33.440</b>	2.378	0.177	8	171,254	<b>314,0</b>
19	<b>52</b> O. KONIG	CZE	Orelac Racing Verdatura	Kawasaki ZX-10RR	IND	<b>1'33.815</b>	2.753	0.375	10	170,570	<b>314,0</b>
20	<b>3</b> K. NOZANE	JPN	GYTR GRT Yamaha WorldSBK Team	Yamaha YZF R1	IND	<b>1'33.955</b>	2.893	0.140	10	170,316	<b>313,0</b>
21	<b>36</b> L. MERCADO	ARG	MIE Racing Honda Team	Honda CBR1000 RR-R	IND	<b>1'34.111</b>	3.049	0.156	10	170,033	<b>314,9</b>
22	<b>11</b> K. SMITH	GBR	TPR Team Pedercini Racing	Kawasaki ZX-10RR	IND	<b>1'34.424</b>	3.362	0.313	10	169,470	<b>307,7</b>

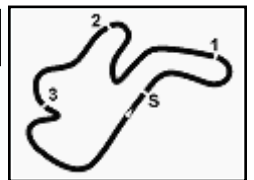
AIR	Humidity:	70%	Temp:	15°C
TRACK	Condition:	Dry	Temp:	25°C

Records	Pole	(SP)	2020 T.Sykes	1'29.230	179,330	Km/h
	Race	(SPRC)	2019 J.Rea	1'30.075	177,650	Km/h
	All Times	(SP)	2020 T.Sykes	1'29.230	179,330	Km/h

Start                      End                      The results are provisional until the end of the time limit for protests and appeals  
20/11/2022              10:30                      10:46                      and the completion of the technical checks.

These data/results cannot be reproduced, stored and/or transmitted in whole or in part by any manner of electronic, mechanical, photocopying, recording, broadcasting or otherwise now known or herein after developed without the previous express consent by the copyright owner, except for reproduction in daily press and regular printed publications on sale to the public within 60 days of the event related to those data/results and always provided that copyright symbol appears together as follows below.

© DORNA WSBK ORGANIZATION Srl 2022



## Grand Ridge Brewery Australian Round, 17-20 November 2022

### Results Warm Up

#### Session Highlights

Local Time	No. Rider	Description
10.30.00		Start
10.30.16		WorldSBK Pit Intervention Time: 1min 3secs
10.33.11		N.19 Racelink GPS NOT Working
10.33.21		N.1 Racelink GPS NOT Working
10.34.21	<b>1</b> T. RAZGATLIOGLU	On Asphalt - Re-Joined - Turn 4
10.35.49	<b>76</b> L. BAZ	Check Transponder
10.44.45	<b>65</b> J. REA	On Asphalt - Re-Joined - Turn 4
10.45.26	<b>52</b> O. KONIG	On Asphalt - Re-Joined - Turn 4
10.45.35	<b>44</b> L. MAHIAS	On Asphalt - Re-Joined - Turn 4
10.46.56		End Of Session

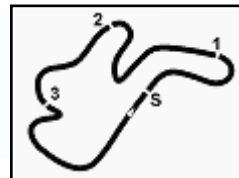
#### Fastest Laps Sequence

No.	Rider	Nat	Team	Bike	Local Time	Time	Gap	Avg
<b>76</b>	L. BAZ	FRA	Bonovo Action BMW	BMW M1000RR	10:33'25.045	<b>1'33.077</b>		171,922
<b>19</b>	A. BAUTISTA	ESP	Aruba.it Racing - Ducati	Ducati Panigale V4R	10:33'25.072	<b>1'31.818</b>	-1.259	174,280
<b>22</b>	A. LOWES	GBR	Kawasaki Racing Team WorldSBK	Kawasaki ZX-10RR	10:35'16.748	<b>1'31.567</b>	-0.251	174,757
<b>1</b>	T. RAZGATLIOGLU	TUR	Pata Yamaha with Brixx WorldSBK	Yamaha YZF R1	10:36'42.838	<b>1'31.193</b>	-0.374	175,474
<b>65</b>	J. REA	GBR	Kawasaki Racing Team WorldSBK	Kawasaki ZX-10RR	10:39'18.912	<b>1'31.062</b>	-0.131	175,726

Start 20/11/2022 10:30 End 10:46 The results are provisional until the end of the time limit for protests and appeals and the completion of the technical checks.

These data/results cannot be reproduced, stored and/or transmitted in whole or in part by any manner of electronic, mechanical, photocopying, recording, broadcasting or otherwise now known or herein after developed without the previous express consent by the copyright owner, except for reproduction in daily press and regular printed publications on sale to the public within 60 days of the event related to those data/results and always provided that copyright symbol appears together as follows below.

© DORNA WSBK ORGANIZATION Srl 2022



Phillip Island 4.445 m

## Grand Ridge Brewery Australian Round, 17-20 November 2022

### Starting Grid - Tissot Superpole Race (10 Laps x 4,445 km = 44,450 km)

1	1	19 BAUTISTA A. Ducati 1'29.815	2	65 REA J. Kawasaki 1'30.026	3	22 LOWES A. Kawasaki 1'30.053
2	4	1 RAZGATLIOGLU T. Yamaha 1'30.243	5	55 LOCATELLI A. Yamaha 1'30.580	6	31 GERLOFF G. Yamaha 1'30.727
3	7	5 OETTL P. Ducati 1'30.963	8	21 RINALDI M. Ducati 1'31.106	9	97 VIERGE X. Honda 1'31.307
4	10	49 NAGASHIMA T. Honda 1'31.339	11	44 MAHIAS L. Kawasaki 1'31.406	12	45 REDDING S. BMW 1'31.444
5	13	50 LAVERTY E. BMW 1'31.494	14	47 BASSANI A. Ducati 1'31.613	15	60 VAN DER MARK M. BMW 1'31.738
6	16	12 FORES X. Ducati 1'31.767	17	35 SYAHRIN H. Honda 1'32.075	18	76 BAZ L. BMW 1'32.122
7	19	3 NOZANE K. Yamaha 1'32.270	20	52 KONIG O. Kawasaki 1'32.909	21	36 MERCADO L. Honda 1'33.447
8	22	11 SMITH K. Kawasaki 1'34.645				

20/11/2022 The Race Director .....

These data/results cannot be reproduced, stored and/or transmitted in whole or in part by any manner of electronic, mechanical, photocopying, recording, broadcasting or otherwise now known or herein after developed without the previous express consent by the copyright owner, except for reproduction in daily press and regular printed publications on sale to the public within 60 days of the event related to those data/results and always provided that copyright symbol appears together as follows below. © DORNA WSBK ORGANIZATION Srl 2022

## Grand Ridge Brewery Australian Round, 17-20 November 2022

### Best Sectors & Speed Warm Up

BEST LAP			
1	65	J. REA	Kawasaki ZX-10RR 1'31.062
2	1	T. RAZGATLIOGLU	Yamaha YZF R1 1'31.193
3	55	A. LOCATELLI	Yamaha YZF R1 1'31.404
4	22	A. LOWES	Kawasaki ZX-10RR 1'31.430
5	19	A. BAUTISTA	Ducati Panigale V4R 1'31.451
6	31	G. GERLOFF	Yamaha YZF R1 1'31.588
7	5	P. OETTL	Ducati Panigale V4R 1'32.003
8	76	L. BAZ	BMW M1000RR 1'32.459
9	47	A. BASSANI	Ducati Panigale V4R 1'32.511
10	45	S. REDDING	BMW M1000RR 1'32.600
11	50	E. LAVERTY	BMW M1000RR 1'32.679
12	60	M. VAN DER MARK	BMW M1000RR 1'32.738
13	21	M. RINALDI	Ducati Panigale V4R 1'32.761
14	97	X. VIERGE	Honda CBR1000 RR-R 1'32.853
15	49	T. NAGASHIMA	Honda CBR1000 RR-R 1'32.873
16	12	X. FORES	Ducati Panigale V4R 1'33.139
17	44	L. MAHIAS	Kawasaki ZX-10RR 1'33.263
18	35	H. SYHRIN	Honda CBR1000 RR-R 1'33.440
19	52	D. KONIG	Kawasaki ZX-10RR 1'33.815
20	3	K. NOZANE	Yamaha YZF R1 1'33.955
21	36	L. MERCADO	Honda CBR1000 RR-R 1'34.111
22	11	K. SMITH	Kawasaki ZX-10RR 1'34.424

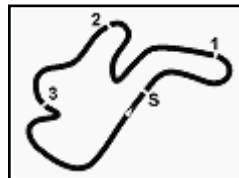
SPEED			
1	97	X. VIERGE	Honda CBR1000 RR-R 326,3
2	1	T. RAZGATLIOGLU	Yamaha YZF R1 325,3
3	19	A. BAUTISTA	Ducati Panigale V4R 324,3
4	12	X. FORES	Ducati Panigale V4R 322,4
5	50	E. LAVERTY	BMW M1000RR 322,4
6	49	T. NAGASHIMA	Honda CBR1000 RR-R 322,4
7	21	M. RINALDI	Ducati Panigale V4R 322,4
8	5	P. OETTL	Ducati Panigale V4R 321,4
9	60	M. VAN DER MARK	BMW M1000RR 320,5
10	55	A. LOCATELLI	Yamaha YZF R1 320,5
11	47	A. BASSANI	Ducati Panigale V4R 319,5
12	65	J. REA	Kawasaki ZX-10RR 319,5
13	22	A. LOWES	Kawasaki ZX-10RR 318,6
14	45	S. REDDING	BMW M1000RR 317,6
15	44	L. MAHIAS	Kawasaki ZX-10RR 317,6
16	31	G. GERLOFF	Yamaha YZF R1 316,7
17	36	L. MERCADO	Honda CBR1000 RR-R 314,9
18	76	L. BAZ	BMW M1000RR 314,0
19	52	D. KONIG	Kawasaki ZX-10RR 314,0
20	35	H. SYHRIN	Honda CBR1000 RR-R 314,0
21	3	K. NOZANE	Yamaha YZF R1 313,0
22	11	K. SMITH	Kawasaki ZX-10RR 307,7

SEG. 1		SEG. 2		SEG. 3		SEG. 4	
1	55 A. LOCATELLI 21.675	1	65 J. REA 26.342	1	19 A. BAUTISTA 17.456	1	19 A. BAUTISTA 25.268
2	1 T. RAZGATLIOGLU 21.688	2	22 A. LOWES 26.448	2	65 J. REA 17.483	2	1 T. RAZGATLIOGLU 25.365
3	19 A. BAUTISTA 21.710	3	1 T. RAZGATLIOGLU 26.482	3	31 G. GERLOFF 17.524	3	22 A. LOWES 25.366
4	65 J. REA 21.744	4	31 G. GERLOFF 26.607	4	5 P. OETTL 17.569	4	31 G. GERLOFF 25.411
5	22 A. LOWES 21.780	5	55 A. LOCATELLI 26.626	5	1 T. RAZGATLIOGLU 17.569	5	55 A. LOCATELLI 25.428
6	49 T. NAGASHIMA 21.813	6	47 A. BASSANI 26.739	6	22 A. LOWES 17.583	6	65 J. REA 25.490
7	5 P. OETTL 21.917	7	5 P. OETTL 26.783	7	55 A. LOCATELLI 17.599	7	5 P. OETTL 25.586
8	31 G. GERLOFF 21.941	8	19 A. BAUTISTA 26.829	8	45 S. REDDING 17.785	8	60 M. VAN DER MARK 25.595
9	97 X. VIERGE 21.948	9	60 M. VAN DER MARK 26.851	9	21 M. RINALDI 17.817	9	47 A. BASSANI 25.656
10	45 S. REDDING 21.974	10	50 E. LAVERTY 26.899	10	60 M. VAN DER MARK 17.819	10	50 E. LAVERTY 25.688
11	50 E. LAVERTY 21.976	11	21 M. RINALDI 26.915	11	49 T. NAGASHIMA 17.848	11	12 X. FORES 25.699
12	60 M. VAN DER MARK 21.994	12	45 S. REDDING 26.953	12	44 L. MAHIAS 17.853	12	21 M. RINALDI 25.738
13	76 L. BAZ 22.022	13	44 L. MAHIAS 27.002	13	47 A. BASSANI 17.855	13	49 T. NAGASHIMA 25.765
14	21 M. RINALDI 22.132	14	97 X. VIERGE 27.094	14	52 D. KONIG 17.858	14	44 L. MAHIAS 25.766
15	47 A. BASSANI 22.146	15	52 D. KONIG 27.130	15	97 X. VIERGE 17.891	15	45 S. REDDING 25.799
16	12 X. FORES 22.227	16	12 X. FORES 27.135	16	12 X. FORES 17.937	16	97 X. VIERGE 25.889
17	35 H. SYHRIN 22.243	17	3 K. NOZANE 27.172	17	35 H. SYHRIN 18.009	17	3 K. NOZANE 25.906
18	3 K. NOZANE 22.326	18	35 H. SYHRIN 27.184	18	50 E. LAVERTY 18.016	18	76 L. BAZ 25.917
19	52 D. KONIG 22.349	19	49 T. NAGASHIMA 27.259	19	36 L. MERCADO 18.017	19	35 H. SYHRIN 25.922
20	44 L. MAHIAS 22.379	20	36 L. MERCADO 27.262	20	11 K. SMITH 18.126	20	52 D. KONIG 25.958
21	11 K. SMITH 22.408	21	11 K. SMITH 27.412	21	76 L. BAZ 18.179	21	36 L. MERCADO 25.971
22	36 L. MERCADO 22.487	22	76 L. BAZ 27.945	22	3 K. NOZANE 18.259	22	11 K. SMITH 26.178

20/11/2022

These data/results cannot be reproduced, stored and/or transmitted in whole or in part by any manner of electronic, mechanical, photocopying, recording, broadcasting or otherwise now known or herein after developed without the previous express consent by the copyright owner, except for reproduction in daily press and regular printed publications on sale to the public within 60 days of the event related to those data/results and always provided that copyright symbol appears together as follows below.

© DORNA WSBK ORGANIZATION Srl 2022



Phillip Island 4.445 m

## Grand Ridge Brewery Australian Round, 17-20 November 2022

### Ideal Times Warm Up

No.	Rider	Nat	Bike	Seg. 1 Diff. 1	Seg. 2 Diff. 2	Seg. 3 Diff. 3	Seg. 4 Diff. 4	Ideal Time Best Lap	Pos.	Diff.	
1	<b>65 J. REA</b>	GBR	Kawasaki ZX-10RR	21.744 +0.003	<b>26.342</b>	17.483	25.490	<b>1'31.059</b> 1'31.062	1	0.003	
2	<b>1 T. RAZGATLIOGLU</b>	TUR	Yamaha YZF R1	21.688	26.482 +0.089	17.569	25.365	<b>1'31.104</b> 1'31.193	2	0.089	
3	<b>22 A. LOWES</b>	GBR	Kawasaki ZX-10RR	21.780	26.448 +0.178	17.583	25.366 +0.075	<b>1'31.177</b> 1'31.430	4	0.253	
4	<b>19 A. BAUTISTA</b>	ESP	Ducati Panigale V4R	21.710 +0.016	26.829 +0.063	<b>17.456</b>	<b>25.268</b> +0.109	<b>1'31.263</b> 1'31.451	5	0.188	
5	<b>55 A. LOCATELLI</b>	ITA	Yamaha YZF R1	<b>21.675</b> +0.076	26.626	17.599	25.428	<b>1'31.328</b> 1'31.404	3	0.076	
6	<b>31 G. GERLOFF</b>	USA	Yamaha YZF R1	21.941	26.607	17.524 +0.105	25.411	<b>1'31.483</b> 1'31.588	6	0.105	
7	<b>5 P. OETTL</b>	GER	Ducati Panigale V4R	21.917 +0.025	26.783 +0.123	17.569	25.586	<b>1'31.855</b> 1'32.003	7	0.148	
8	<b>60 M. VAN DER MARK</b>	NED	BMW M1000RR	21.994	26.851 +0.167	17.819 +0.019	25.595 +0.293	<b>1'32.259</b> 1'32.738	12	0.479	
9	<b>47 A. BASSANI</b>	ITA	Ducati Panigale V4R	22.146	26.739 +0.003	17.855 +0.072	25.656 +0.040	<b>1'32.396</b> 1'32.511	9	0.115	
10	<b>45 S. REDDING</b>	GBR	BMW M1000RR	21.974 +0.039	26.953	17.785 +0.050	25.799	<b>1'32.511</b> 1'32.600	10	0.089	
11	<b>50 E. LAVERTY</b>	IRL	BMW M1000RR	21.976	26.899	18.016	25.688 +0.100	<b>1'32.579</b> 1'32.679	11	0.100	
12	<b>21 M. RINALDI</b>	ITA	Ducati Panigale V4R	22.132	26.915	17.817 +0.044	25.738 +0.115	<b>1'32.602</b> 1'32.761	13	0.159	
13	<b>49 T. NAGASHIMA</b>	JPN	Honda CBR1000 RR-R	21.813 +0.097	27.259 +0.091	17.848	25.765	<b>1'32.685</b> 1'32.873	15	0.188	
14	<b>97 X. VIERGE</b>	ESP	Honda CBR1000 RR-R	21.948 +0.023	27.094 +0.005	17.891	25.889 +0.003	<b>1'32.822</b> 1'32.853	14	0.031	
15	<b>12 X. FORES</b>	ESP	Ducati Panigale V4R	22.227 +0.073	27.135	17.937	25.699 +0.068	<b>1'32.998</b> 1'33.139	16	0.141	
16	<b>44 L. MAHIAS</b>	FRA	Kawasaki ZX-10RR	22.379	27.002 +0.079	17.853 +0.050	25.766 +0.134	<b>1'33.000</b> 1'33.263	17	0.263	
17	<b>52 O. KONIG</b>	CZE	Kawasaki ZX-10RR	22.349 +0.287	27.130	17.858 +0.167	25.958 +0.066	<b>1'33.295</b> 1'33.815	19	0.520	
18	<b>35 H. SYHRIN</b>	MAS	Honda CBR1000 RR-R	22.243	27.184	18.009 +0.028	25.922 +0.054	<b>1'33.358</b> 1'33.440	18	0.082	
19	<b>3 K. NOZANE</b>	JPN	Yamaha YZF R1	22.326 +0.126	27.172 +0.005	18.259 +0.012	25.906 +0.149	<b>1'33.663</b> 1'33.955	20	0.292	
20	<b>36 L. MERCADO</b>	ARG	Honda CBR1000 RR-R	22.487 +0.064	27.262 +0.130	18.017 +0.180	25.971	<b>1'33.737</b> 1'34.111	21	0.374	
21	<b>11 K. SMITH</b>	GBR	Kawasaki ZX-10RR	22.408	27.412 +0.300	18.126	26.178	<b>1'34.124</b> 1'34.424	22	0.300	
	<b>76 L. BAZ</b>	FRA	BMW M1000RR	One or more sectors missing					1'32.459		
<b>Overall Ideal Time</b>				21.675	26.342	17.456	25.268	<b>1'30.741</b>			

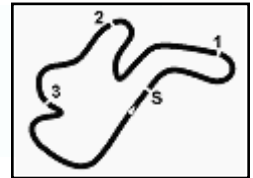
20/11/2022

These data/results cannot be reproduced, stored and/or transmitted in whole or in part by any manner of electronic, mechanical, photocopying, recording, broadcasting or otherwise now known or herein after developed without the previous express consent by the copyright owner, except for reproduction in daily press and regular printed publications on sale to the public within 60 days of the event related to those data/results and always provided that copyright symbol appears together as follows below.

© DORNA WSBK ORGANIZATION Srl 2022

FIGR PERUGIA TIMING





## Grand Ridge Brewery Australian Round, 17-20 November 2022

### Chronological Analysis Warm Up

1° 65 J. REA [1'31.062]							
Lap	Seg1	Seg2	Seg3	Seg4	Lap Time	km/h	Local Time
1							10:30'12.792
2	33.126	27.776	18.232	25.989	1'45.123P		10:31'57.915
3	21.969	27.420	18.056	3'00.328	4'07.773P	<b>319,5</b>	10:36'05.688
4	32.043	26.649	17.777	25.693	1'42.162P		10:37'47.850
5	21.747	<b>26.342</b>	<b>17.483</b>	<b>25.490</b>	<b>1'31.062</b>	314,0	10:39'18.912
6	<b>21.744</b>	26.453	17.589	25.626	1'31.412	314,0	10:40'50.324
7	21.863	26.676	17.699	25.604	1'31.842	313,0	10:42'22.166
8	21.786	26.458	17.489	25.558	1'31.291	314,0	10:43'53.457
9	21.828	36.572	18.866	26.442	1'43.708	314,9	10:45'37.165

6° 31 G. GERLOFF [1'31.588]							
Lap	Seg1	Seg2	Seg3	Seg4	Lap Time	km/h	Local Time
1							10:30'09.143
2	33.572	28.607	18.510	30.539	1'51.228P		10:32'00.371
3	22.028	27.067	17.784	25.590	1'32.469	315,8	10:33'32.840
4	22.084	26.905	17.939	25.913	1'32.841	<b>316,7</b>	10:35'05.681
5	22.164	26.992	17.776	4'54.207	6'01.139P	315,8	10:41'06.820
6	33.838	27.726	17.659	25.487	1'44.710P		10:42'51.530
7	<b>21.941</b>	<b>26.607</b>	17.629	<b>25.411</b>	<b>1'31.588</b>	314,0	10:44'23.118
8	22.021	26.730	<b>17.524</b>	25.595	1'31.870	314,9	10:45'54.988

2° 1 T. RAZGATLIOGLU [1'31.193]							
Lap	Seg1	Seg2	Seg3	Seg4	Lap Time	km/h	Local Time
1							10:30'11.635
2	34.059	27.735	18.032	25.601	1'45.427P		10:31'57.062
3	22.373	27.215	18.012	26.221	1'33.821	322,4	10:33'30.883
4	22.472	35.057	17.805	25.428	1'40.762	<b>325,3</b>	10:35'11.645
5	<b>21.688</b>	26.571	<b>17.569</b>	<b>25.365</b>	<b>1'31.193</b>	319,5	10:36'42.838
6	21.957	26.758	17.753	25.759	1'32.227	321,4	10:38'15.065
7	22.202	26.678	17.919	25.510	1'32.309	317,6	10:39'47.374
8	21.827	26.537	17.665	25.455	1'31.484	315,8	10:41'18.858
9	21.976	26.902	17.754	25.500	1'32.132	316,7	10:42'50.990
10	21.891	26.524	17.641	25.393	1'31.449	316,7	10:44'22.439
11	21.926	<b>26.482</b>	17.592	25.494	1'31.494	318,6	10:45'53.933

7° 5 P. OETTL [1'32.003]							
Lap	Seg1	Seg2	Seg3	Seg4	Lap Time	km/h	Local Time
1							10:30'22.974
2	32.284	27.468	18.574	26.465	1'44.791P		10:32'07.765
3	21.975	27.150	17.775	25.749	1'32.649	315,8	10:33'40.414
4	21.942	26.906	<b>17.569</b>	<b>25.586</b>	<b>1'32.003</b>	317,6	10:35'12.417
5	21.956	<b>26.783</b>	17.676	25.634	1'32.049	320,5	10:36'44.466
6	22.075	26.922	17.752	25.685	1'32.434	320,5	10:38'16.900
7	22.035	26.901	17.908	26.040	1'32.884	<b>321,4</b>	10:39'49.784
8	22.192	26.900	17.680	25.728	1'32.500	314,9	10:41'22.284
9	22.062	27.024	17.764	25.729	1'32.579	315,8	10:42'54.863
10	<b>21.917</b>	26.867	17.673	25.684	1'32.141	316,7	10:44'27.004
11	22.095	26.973	17.717	25.752	1'32.537	317,6	10:45'59.541

3° 55 A. LOCATELLI [1'31.404]							
Lap	Seg1	Seg2	Seg3	Seg4	Lap Time	km/h	Local Time
1							10:30'14.833
2	32.281	27.805	18.095	26.255	1'44.436P		10:31'59.269
3	22.094	27.010	17.799	26.003	1'32.906	<b>320,5</b>	10:33'32.175
4	22.089	27.435	18.068	1'23.227	2'30.819P	318,6	10:36'02.994
5	35.177	26.700	17.627	25.688	1'45.192P		10:37'48.186
6	21.751	<b>26.626</b>	<b>17.599</b>	<b>25.428</b>	<b>1'31.404</b>	318,6	10:39'19.590
7	<b>21.675</b>	26.749	17.689	25.494	1'31.607	318,6	10:40'51.197
8	21.724	26.857	17.849	25.518	1'31.948	317,6	10:42'23.145
9	21.734	26.903	17.710	25.493	1'31.840	318,6	10:43'54.985
10	21.750	27.061	17.719	25.434	1'31.964	317,6	10:45'26.949

8° 76 L. BAZ [1'32.459]							
Lap	Seg1	Seg2	Seg3	Seg4	Lap Time	km/h	Local Time
1							10:29'59.067
2	40.476	<b>27.945</b>	<b>18.179</b>	26.301	1'52.901P		10:31'51.968
3	22.195			<b>25.917</b>	1'33.077	<b>314,0</b>	10:33'25.045
4	22.303				1'32.855	308,6	10:34'57.900
5					<b>1'32.459</b>		10:36'30.359
6	<b>22.022</b>				1'32.687		10:38'03.046
7					1'32.724		10:39'35.770
8					1'32.671		10:41'08.441
9					1'32.665		10:42'41.106
10					1'32.534		10:44'13.640
11					1'32.781		10:45'46.421

4° 22 A. LOWES [1'31.430]							
Lap	Seg1	Seg2	Seg3	Seg4	Lap Time	km/h	Local Time
1							10:30'29.833
2	32.058	27.380	17.959	25.819	1'43.216P		10:32'13.049
3	22.048	26.591	17.820	25.673	1'32.132	313,0	10:33'45.181
4	21.861	<b>26.448</b>	17.892	<b>25.366</b>	1'31.567	314,9	10:35'16.748
5	21.785	26.790	17.767	25.554	1'31.896	317,6	10:36'48.644
6	21.847	26.662	17.604	25.554	1'31.667	317,6	10:38'20.311
7	<b>21.780</b>	26.626	<b>17.583</b>	25.441	<b>1'31.430</b>	314,9	10:39'51.741

9° 47 A. BASSANI [1'32.511]							
Lap	Seg1	Seg2	Seg3	Seg4	Lap Time	km/h	Local Time
1							10:30'06.473
2	35.120	28.412	18.841	26.458	1'48.831P		10:31'55.304
3	22.425	27.100	<b>17.855</b>	25.668	1'33.048	308,6	10:33'28.352
4	22.330	26.860	18.013	25.675	1'32.878	311,2	10:35'01.230
5	22.236	<b>26.739</b>	17.886	<b>25.656</b>	1'32.517	<b>319,5</b>	10:36'33.747
6	<b>22.146</b>	26.742	17.927	25.696	<b>1'32.511</b>	316,7	10:38'06.258
7	22.206	26.972	18.076	25.944	1'33.198	311,2	10:39'39.456
8	22.306	26.929	17.939	25.790	1'32.964	308,6	10:41'12.420
9	22.295	26.954	18.001	25.700	1'32.950	312,1	10:42'45.370
10	22.209	27.019	18.062	25.842	1'33.132	314,0	10:44'18.502
11	22.328	27.196	18.276	25.687	1'33.487	315,8	10:45'51.989

5° 19 A. BAUTISTA [1'31.451]							
Lap	Seg1	Seg2	Seg3	Seg4	Lap Time	km/h	Local Time
1							10:30'06.409
2	34.498	28.365	18.206	25.776	1'46.845P		10:31'53.254
3	21.957	26.985	17.608	<b>25.268</b>	1'31.818	320,5	10:33'25.072
4	21.873	<b>26.829</b>	17.634	25.560	1'31.896	321,4	10:34'56.968
5	21.715	26.989	17.555	25.350	1'31.609	322,4	10:36'28.577
6	21.844	26.868	17.535	25.517	1'31.764	323,4	10:38'00.341
7	21.868	27.070	17.677	25.491	1'32.106	321,4	10:39'32.447
8	21.797	27.022	17.700	25.398	1'31.917	320,5	10:41'04.364
9	21.930	26.961	17.591	25.434	1'31.916	320,5	10:42'36.280
10	<b>21.710</b>	26.879	17.672	25.276	1'31.537	323,4	10:44'07.817
11	21.726	26.892	<b>17.456</b>	25.377	<b>1'31.451</b>	<b>324,3</b>	10:45'39.268

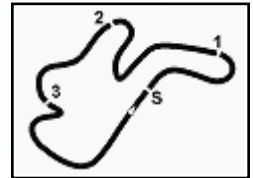
10° 45 S. REDDING [1'32.600]							
Lap	Seg1	Seg2	Seg3	Seg4	Lap Time	km/h	Local Time
1							10:30'11.658
2	33.791	28.400	18.226	26.078	1'46.495P		10:31'58.153
3	<b>21.974</b>	27.387	17.986	26.152	1'33.499	<b>317,6</b>	10:33'31.652
4	22.216	27.613	18.094	1'01.788	2'09.711P	314,0	10:35'41.363
5	32.820	27.484	17.989	25.955	1'44.248P		10:37'25.611
6	21.976	27.053	17.884	25.816	1'32.729	<b>317,6</b>	10:38'58.340

20/11/2022

P = Pits In/Out - C = Lap Time Cancelled

These data/results cannot be reproduced, stored and/or transmitted in whole or in part by any manner of electronic, mechanical, photocopying, recording, broadcasting or otherwise now known or herein after developed without the previous express consent by the copyright owner, except for reproduction in daily press and regular printed publications on sale to the public within 60 days of the event related to those data/results and always provided that copyright symbol appears together as follows below.

© DORNA WSBK ORGANIZATION Srl 2022



Phillip Island 4.445 m

## Grand Ridge Brewery Australian Round, 17-20 November 2022

### Chronological Analysis Warm Up

2 / 3

7	22.035	27.073	<b>17.785</b>	25.841	1'32.734	315,8	10:40'31.074
8	22.019	27.066	17.847	25.861	1'32.793	316,7	10:42'03.867
9	22.013	<b>26.953</b>	17.835	<b>25.799</b>	<b>1'32.600</b>	316,7	10:43'36.467
10	24.355	27.502	17.864	25.997	1'35.718	<b>317,6</b>	10:45'12.185

3	22.160	28.291	18.252	26.222	1'34.925	319,5	10:33'42.153
4	22.155	27.539	18.183	25.979	1'33.856	318,6	10:35'16.009
5	22.106	27.682	17.974	25.920	1'33.682	321,4	10:36'49.691
6	<b>21.813</b>	<b>27.259</b>	18.130	26.063	1'33.265	<b>322,4</b>	10:38'22.956
7	22.520	28.321	18.110	25.785	1'34.736	307,7	10:39'57.692
8	21.910	27.350	<b>17.848</b>	<b>25.765</b>	<b>1'32.873</b>	<b>322,4</b>	10:41'30.565
9	22.116	27.489	18.156	28.247	1'36.008	321,4	10:43'06.573
10	22.138	27.417	18.134	25.907	1'33.596	317,6	10:44'40.169
11	21.965	27.351	18.935	26.175	1'34.426	320,5	10:46'14.595

#### 11° 50 E. LAVERTY [1'32.679]

Lap	Seg1	Seg2	Seg3	Seg4	Lap Time	km/h	Local Time
1							10:30'16.199
2	33.655	28.539	18.389	26.270	1'46.853P		10:32'03.052
3	22.158	26.942	18.176	26.480	1'33.756	319,5	10:33'36.808
4	22.038	26.992	18.060	<b>25.688</b>	1'32.778	321,4	10:35'09.586
5	22.201	32.318	19.981	26.158	1'40.658	<b>322,4</b>	10:36'50.244
6	21.982	27.001	18.024	25.731	1'32.738	321,4	10:38'22.982
7	<b>21.976</b>	<b>26.899</b>	<b>18.016</b>	25.788	<b>1'32.679</b>	314,9	10:39'55.661
8	22.094	27.378	18.454	26.190	1'34.116	319,5	10:41'29.777
9	22.120	27.035	18.170	26.045	1'33.370	319,5	10:43'03.147
10	22.530	33.021	19.254	26.195	1'41.000	317,6	10:44'44.147
11	22.141	27.346	18.156	26.039	1'33.682	317,6	10:46'17.829

#### 16° 12 X. FORES [1'33.139]

Lap	Seg1	Seg2	Seg3	Seg4	Lap Time	km/h	Local Time
1							10:30'06.021
2	35.728	28.657	18.628	26.348	1'49.361P		10:31'55.382
3	22.530	28.172	18.138	<b>25.699</b>	1'34.539	307,7	10:33'29.921
4	<b>22.227</b>	27.254	18.105	25.712	1'33.298	320,5	10:35'03.219
5	22.300	<b>27.135</b>	<b>17.937</b>	<b>25.767</b>	<b>1'33.139</b>	<b>322,4</b>	10:36'36.358
6	22.543	27.572	22.366	4'17.420	5'29.901P	315,8	10:42'06.259
7	34.451	27.588	18.097	26.234	1'46.370P		10:43'52.629
8	22.411	32.238	18.690	26.413	1'39.752	315,8	10:45'32.381

#### 12° 60 M. VAN DER MARK [1'32.738]

Lap	Seg1	Seg2	Seg3	Seg4	Lap Time	km/h	Local Time
1							10:30'08.672
2	33.236	28.834	18.450	26.223	1'46.743P		10:31'55.415
3	22.756	<b>26.851</b>	17.896	<b>25.595</b>	1'33.098	299,2	10:33'28.513
4	22.878	26.927	20.413	4'55.253	6'05.471P	308,6	10:39'33.984
5	35.581	30.566	18.665	26.376	1'51.188P		10:41'25.172
6	<b>21.994</b>	27.018	17.838	25.888	<b>1'32.738</b>	<b>320,5</b>	10:42'57.910
7	22.067	27.020	<b>17.819</b>	25.895	1'32.801	<b>320,5</b>	10:44'30.711
8	22.150	27.276	18.075	26.089	1'33.590	319,5	10:46'04.301

#### 17° 44 L. MAHIAS [1'33.263]

Lap	Seg1	Seg2	Seg3	Seg4	Lap Time	km/h	Local Time
1							10:30'14.159
2	32.021	27.810	18.340	26.082	1'44.253P		10:31'58.412
3	24.972	27.407	18.110	26.071	1'36.560	<b>317,6</b>	10:33'34.972
4	22.444	27.162	18.215	26.007	1'33.828	308,6	10:35'08.800
5	22.478	27.077	18.073	26.001	1'33.629	305,1	10:36'42.429
6	22.563	27.092	18.022	25.930	1'33.607	312,1	10:38'16.036
7	22.429	27.037	<b>17.853</b>	26.194	1'33.513	305,1	10:39'49.549
8	22.566	<b>27.002</b>	17.977	<b>25.766</b>	1'33.311	308,6	10:41'22.860
9	22.398	27.115	17.910	25.875	1'33.298	312,1	10:42'56.158
10	<b>22.379</b>	27.081	17.903	25.900	<b>1'33.263</b>	304,2	10:44'29.421
11	28.468	41.499	20.022	28.015	1'58.004	302,5	10:46'27.425

#### 13° 21 M. RINALDI [1'32.761]

Lap	Seg1	Seg2	Seg3	Seg4	Lap Time	km/h	Local Time
1							10:30'32.631
2	33.115	27.589	18.560	25.995	1'45.259P		10:32'17.890
3	22.454	27.119	18.167	25.943	1'33.683	312,1	10:33'51.573
4	22.180	27.053	17.966	<b>25.738</b>	1'32.937	317,6	10:35'24.510
5	22.681	27.046	17.976	25.805	1'33.508	319,5	10:36'58.018
6	23.263	28.006	18.143	26.060	1'35.472	320,5	10:38'33.490
7	22.277	27.060	18.123	25.865	1'33.325	319,5	10:40'06.815
8	<b>22.132</b>	<b>26.915</b>	17.861	25.853	<b>1'32.761</b>	319,5	10:41'39.576
9	22.490	27.156	17.924	25.903	1'33.473	319,5	10:43'13.049
10	22.228	27.060	17.921	25.956	1'33.165	321,4	10:44'46.214
11	22.223	27.087	<b>17.817</b>	25.754	1'32.881	<b>322,4</b>	10:46'19.095

#### 18° 35 H. SYAHRIN [1'33.440]

Lap	Seg1	Seg2	Seg3	Seg4	Lap Time	km/h	Local Time
1							10:30'00.749
2	39.707	29.485	18.749	26.647	1'54.588P		10:31'55.337
3	23.130	27.395	18.336	26.304	1'35.165	292,7	10:33'30.502
4	22.413	27.518	18.181	26.055	1'34.167	311,2	10:35'04.669
5	22.711	27.638	<b>18.009</b>	26.046	1'34.404	306,8	10:36'39.073
6	28.231	29.271	20.471	3'08.962	4'26.935P	305,1	10:41'06.008
7	37.125	31.563	18.139	<b>25.922</b>	1'52.749P		10:42'58.757
8	<b>22.243</b>	<b>27.184</b>	18.037	25.976	<b>1'33.440</b>	<b>314,0</b>	10:44'32.197
9	22.352	27.437	18.047	26.032	1'33.868	312,1	10:46'06.065

#### 14° 97 X. VIERGE [1'32.853]

Lap	Seg1	Seg2	Seg3	Seg4	Lap Time	km/h	Local Time
1							10:30'17.443
2	32.591	28.177	18.184	26.170	1'45.122P		10:32'02.565
3	22.180	27.290	18.053	25.943	1'33.466	323,4	10:33'36.031
4	22.169	27.204	17.954	<b>25.889</b>	1'33.216	319,5	10:35'09.247
5	22.435	30.415	18.136	31.118	1'42.104	325,3	10:36'51.351
6	21.950	27.139	17.972	25.900	1'32.961	<b>326,3</b>	10:38'24.312
7	21.971	27.099	<b>17.891</b>	25.892	<b>1'32.853</b>	<b>326,3</b>	10:39'57.165
8	21.963	27.120	17.963	25.917	1'32.963	324,3	10:41'30.128
9	22.275	27.568	18.162	29.115	1'37.120	319,5	10:43'07.248
10	<b>21.948</b>	27.637	18.691	26.091	1'34.367	<b>326,3</b>	10:44'41.615
11	22.026	<b>27.094</b>	18.000	26.157	1'33.277	<b>326,3</b>	10:46'14.892

#### 19° 52 O. KONIG [1'33.815]

Lap	Seg1	Seg2	Seg3	Seg4	Lap Time	km/h	Local Time
1							10:30'03.021
2	37.201	28.362	18.487	28.990	1'53.040P		10:31'56.061
3	22.949	28.040	18.078	26.298	1'35.365	<b>314,0</b>	10:33'31.426
4	22.591	27.242	18.066	26.076	1'33.975	<b>314,0</b>	10:35'05.401
5	<b>22.349</b>	27.432	18.100	<b>25.958</b>	1'33.839	313,0	10:36'39.240
6	22.937	27.194	18.118	26.293	1'34.542	313,0	10:38'13.782
7	22.778	27.176	18.311	26.307	1'34.572	306,8	10:39'48.354
8	22.535	27.135	18.163	26.103	1'33.936	306,8	10:41'22.290
9	22.613	27.217	<b>17.858</b>	26.180	1'33.868	306,8	10:42'56.158
10	22.636	<b>27.130</b>	18.025	26.024	<b>1'33.815</b>	305,1	10:44'29.973
11	22.638	45.863	19.311	26.989	1'54.801	305,1	10:46'24.774

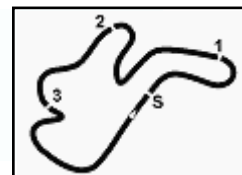
#### 15° 49 T. NAGASHIMA [1'32.873]

Lap	Seg1	Seg2	Seg3	Seg4	Lap Time	km/h	Local Time
1							10:30'20.963
2	33.108	28.520	18.478	26.159	1'46.265P		10:32'07.228

20/11/2022 P = Pits In/Out - C = Lap Time Cancelled

These data/results cannot be reproduced, stored and/or transmitted in whole or in part by any manner of electronic, mechanical, photocopying, recording, broadcasting or otherwise now known or herein after developed without the previous express consent by the copyright owner, except for reproduction in daily press and regular printed publications on sale to the public within 60 days of the event related to those data/results and always provided that copyright symbol appears together as follows below.

© DORNA WSBK ORGANIZATION Srl 2022



## Grand Ridge Brewery Australian Round, 17-20 November 2022

### Chronological Analysis Warm Up

#### 20° 3 K. NOZANE [1'33.955]

Lap	Seg.1	Seg.2	Seg.3	Seg.4	Lap Time	km/h	Local Time
1							10:30'03.637
2	36.903	28.855	18.399	<b>25.906</b>	1'50.063P		10:31'53.700
3	22.433	27.509	18.385	26.145	1'34.472	309,5	10:33'28.172
4	22.721	<b>27.172</b>	<b>18.259</b>	25.950	1'34.102	306,8	10:35'02.274
5	<b>22.326</b>	27.202	18.403	26.174	1'34.105	<b>313,0</b>	10:36'36.379
6	22.763	27.220	18.315	26.337	1'34.635	308,6	10:38'11.014
7	22.768	33.881	20.031	26.593	1'43.273	305,9	10:39'54.287
8	22.913	27.744	18.427	26.305	1'35.389	307,7	10:41'29.676
9	22.452	27.177	18.271	26.055	<b>1'33.955</b>	301,7	10:43'03.631
10	22.671	27.625	18.532	26.373	1'35.201	311,2	10:44'38.832
11	22.734	27.727	18.977	26.325	1'35.763	310,3	10:46'14.595

#### 21° 36 L. MERCADO [1'34.111]

Lap	Seg.1	Seg.2	Seg.3	Seg.4	Lap Time	km/h	Local Time
1							10:30'04.331
2	36.670	29.227	18.947	26.936	1'51.780P		10:31'56.111
3	22.953	27.405	<b>18.017</b>	26.096	1'34.471	300,8	10:33'30.582
4	22.551	27.392	18.197	<b>25.971</b>	<b>1'34.111</b>	307,7	10:35'04.693
5	22.518	29.024	18.130	26.243	1'35.915	<b>314,9</b>	10:36'40.608
6	22.671	27.393	18.225	26.294	1'34.583	<b>314,9</b>	10:38'15.191
7	22.573	27.325	18.182	26.546	1'34.626	312,1	10:39'49.817
8	22.665	<b>27.262</b>	18.125	26.304	1'34.356	304,2	10:41'24.173
9	22.680	29.050	18.379	26.239	1'36.348	310,3	10:43'00.521
10	<b>22.487</b>	27.313	18.199	26.186	1'34.185	310,3	10:44'34.706
11	22.671	28.107	18.572	26.459	1'35.809	311,2	10:46'10.515

#### 22° 11 K. SMITH [1'34.424]

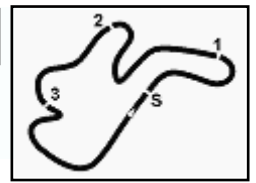
Lap	Seg.1	Seg.2	Seg.3	Seg.4	Lap Time	km/h	Local Time
1							10:30'05.270
2	36.149	29.544	18.580	26.708	1'50.981P		10:31'56.251
3	22.972	28.594	18.161	26.204	1'35.931	298,3	10:33'32.182
4	22.642	27.535	18.180	26.217	1'34.574	306,8	10:35'06.756
5	<b>22.408</b>	27.712	<b>18.126</b>	<b>26.178</b>	<b>1'34.424</b>	305,9	10:36'41.180
6	22.751	27.512	18.390	26.196	1'34.849	<b>307,7</b>	10:38'16.029
7	23.204	<b>27.412</b>	18.385	26.371	1'35.372	305,9	10:39'51.401
8	22.723	27.565	18.149	26.198	1'34.635	305,9	10:41'26.036
9	22.531	28.197	18.612	26.490	1'35.830	305,1	10:43'01.866
10	23.616	27.895	18.283	26.362	1'36.156	303,4	10:44'38.022
11	22.868	28.164	18.920	26.564	1'36.516	304,2	10:46'14.538

20/11/2022 P = Pits In/Out - C = Lap Time Cancelled

These data/results cannot be reproduced, stored and/or transmitted in whole or in part by any manner of electronic, mechanical, photocopying, recording, broadcasting or otherwise now known or herein after developed without the previous express consent by the copyright owner, except for reproduction in daily press and regular printed publications on sale to the public within 60 days of the event related to those data/results and always provided that copyright symbol appears together as follows below.

© DORNA WSBK ORGANIZATION Srl 2022





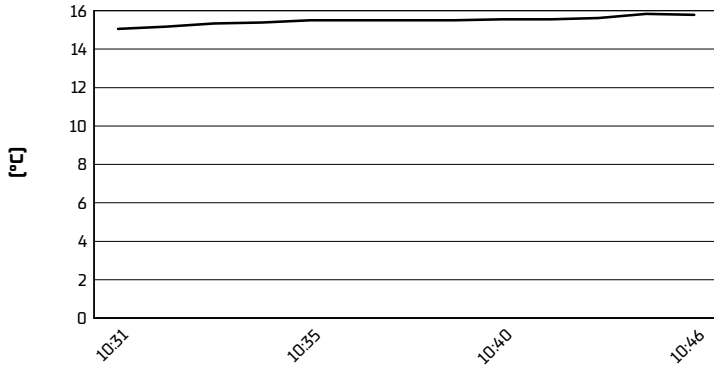
Phillip Island 4.445 m

**Grand Ridge Brewery Australian Round, 17-20 November 2022**

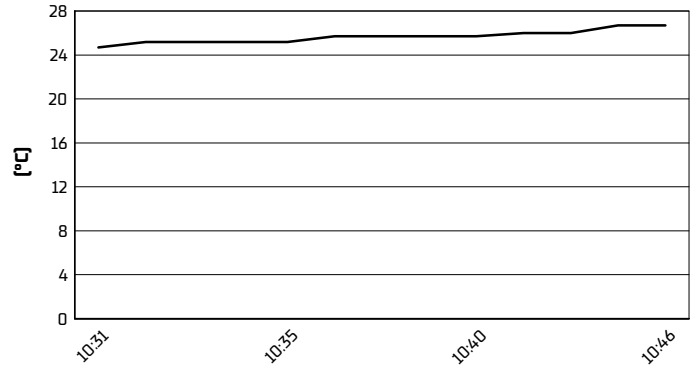
**Weather Report Warm Up**

Session started 10:30 - Session ended 10:46

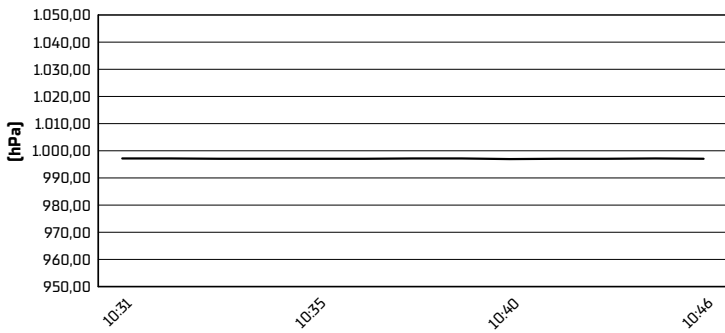
**Air Temperature**



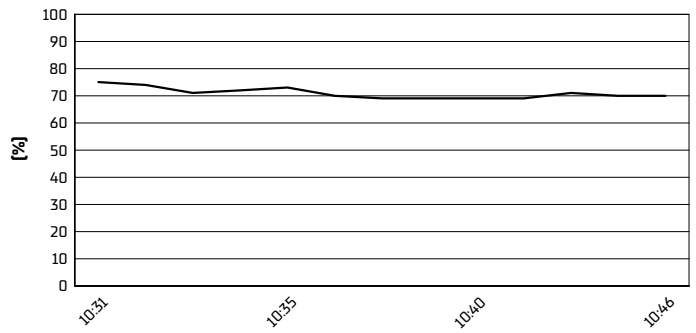
**Track Temperature**



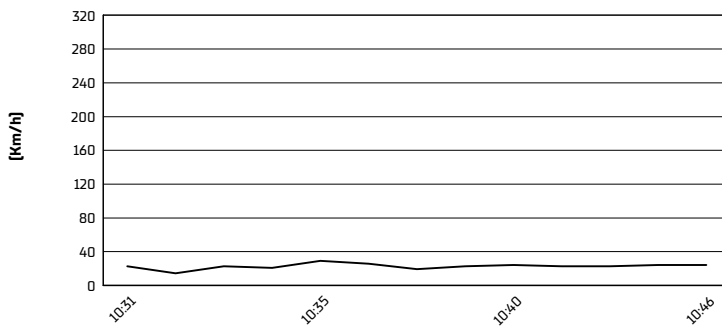
**Air Pressure**



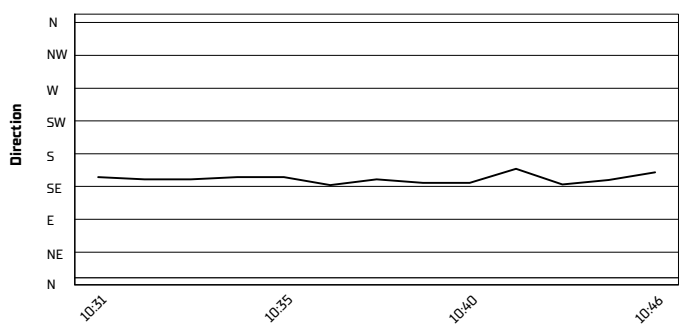
**Humidity**



**Wind Speed**



**Wind Direction**



20/11/2022

These data/results cannot be reproduced, stored and/or transmitted in whole or in part by any manner of electronic, mechanical, photocopying, recording, broadcasting or otherwise now known or herein after developed without the previous express consent by the copyright owner, except for reproduction in daily press and regular printed publications on sale to the public within 60 days of the event related to those data/results and always provided that copyright symbol appears together as follows below.

© DORNA WSBK ORGANIZATION Srl 2022