

Grand Ridge Brewery Australian Round, 17-20 November 2022
Results Free Practice 2nd Session

No.	Rider	Nat	Team	Bike	Time	Gap	Rel.	Laps	Speed	
									Avg	Max
1	11 N. BULEGA	ITA	Aruba.it Racing WorldSSP Team	Ducati Panigale V2	1'34.027			23	170,185	271,4
2	77 D. AEGERTER	SUI	Ten Kate Racing Yamaha	Yamaha YZF R6	1'34.458	0.431	0.431	23	169,409	266,0
3	55 Y. MONTELLA	ITA	Kawasaki Puccetti Racing	Kawasaki ZX-6R	1'34.532	0.505	0.074	20	169,276	276,9
4	62 S. MANZI	ITA	Dynavolt Triumph	Triumph Street Triple RS	1'34.617	0.590	0.085	21	169,124	270,7
5	61 C. ONCU	TUR	Kawasaki Puccetti Racing	Kawasaki ZX-6R	1'34.673	0.646	0.056	22	169,024	269,3
6	7 L. BALDASSARRI	ITA	Evan Bros.WorldSSP Yamaha Team	Yamaha YZF R6	1'34.737	0.710	0.064	19	168,910	266,7
7	3 R. DE ROSA	ITA	Orelac Racing Verdatura WorldSSP	Ducati Panigale V2	1'34.765	0.738	0.028	21	168,860	272,0
8	32 O. BAYLISS	AUS	BARNI Spark Racing Team	Ducati Panigale V2	1'34.823	0.796	0.058	21	168,757	270,7
9	94 A. VERDOIA	FRA	GMT94 Yamaha	Yamaha YZF R6	1'34.868	0.841	0.045	20	168,676	265,4
10	64 F. CARICASULO	ITA	Althea Racing	Ducati Panigale V2	1'34.983	0.956	0.115	17	168,472	273,4
11	66 N. TUULI	FIN	MV Agusta Reparto Corse	MV Agusta F3 800 RR	1'35.250	1.223	0.267	18	168,000	266,0
12	92 M. SCHROETTER	GER	MV Agusta Reparto Corse	MV Agusta F3 800 RR	1'35.311	1.284	0.061	17	167,892	270,0
13	38 H. SOOMER	EST	Dynavolt Triumph	Triumph Street Triple RS	1'35.357	1.330	0.046	22	167,811	271,4
14	25 M. BRENNER	SUI	VFT Racing	Yamaha YZF R6	1'35.499	1.472	0.142	19	167,562	267,3
15	16 J. CLUZEL	FRA	GMT94 Yamaha	Yamaha YZF R6	1'35.540	1.513	0.041	19	167,490	265,4
16	56 P. SEBESTYEN	HUN	Evan Bros.WorldSSP Yamaha Team	Yamaha YZF R6	1'35.674	1.647	0.134	21	167,255	268,0
17	10 U. ORRADRE	ESP	MS Racing Yamaha WorldSSP	Yamaha YZF R6	1'35.711	1.684	0.037	20	167,191	268,0
18	99 A. HUERTAS	ESP	MTM Kawasaki	Kawasaki ZX-6R	1'35.919	1.892	0.208	15	166,828	268,0
19	91 L. BERNARDI	SMR	CM Racing	Ducati Panigale V2	1'36.020	1.993	0.101	19	166,653	269,3
20	50 O. VOSTATEK	CZE	MS Racing Yamaha WorldSSP	Yamaha YZF R6	1'36.108	2.081	0.088	20	166,500	270,7
21	69 T. BOOTH-AMOS	GBR	Motozoo Racing by Puccetti	Kawasaki ZX-6R	1'36.294	2.267	0.186	17	166,179	268,0
22	9 S. JESPERSEN	DEN	Kallio Racing	Yamaha YZF R6	1'36.357	2.330	0.063	19	166,070	268,0
23	28 G. VAN STRAALLEN	NED	EAB Racing Team	Yamaha YZF R6	1'36.641	2.614	0.284	21	165,582	266,0
24	24 L. TACCINI	ITA	Ten Kate Racing Yamaha	Yamaha YZF R6	1'37.132	3.105	0.491	21	164,745	271,4

Qualifying Lap Time (105% of 1'34.027): 1'38.729

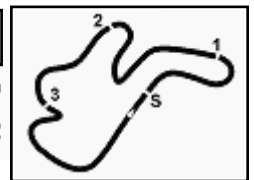
AIR	Humidity:	69%	Temp:	18°C
TRACK	Condition:	Dry	Temp:	43°C

Records	Pole	(SP)	2020	A.Locatelli	1'32.176	173,600	Km/h
	Race	(RC)	2018	S.Cortese	1'33.072	171,930	Km/h
	All Times	(SP)	2020	A.Locatelli	1'32.176	173,600	Km/h

Start 18/11/2022 15:00 End 15:47 The results are provisional until the end of the time limit for protests and appeals and the completion of the technical checks.

These data/results cannot be reproduced, stored and/or transmitted in whole or in part by any manner of electronic, mechanical, photocopying, recording, broadcasting or otherwise now known or herein after developed without the previous express consent by the copyright owner, except for reproduction in daily press and regular printed publications on sale to the public within 60 days of the event related to those data/results and always provided that copyright symbol appears together as follows below.

© DORNA WSBK ORGANIZATION Srl 2022



Grand Ridge Brewery Australian Round, 17-20 November 2022
Results Free Practice 2nd Session

Session Highlights

Local Time	No. Rider	Description
15.00.00		Start
15.00.03		WorldSSP Pit Intervention Time: 1min 18secs
15.03.07	94 A. VERDOIA	On Asphalt - Re-Joined - Turn 4
15.05.50	11 N. BULEGA	On Asphalt - Re-Joined - Turn 4
15.09.07	55 Y. MONTELLA	On the Gravel - Re-Joined - Turn 10
15.09.19	32 O. BAYLISS	On Asphalt - Re-Joined - Turn 4
15.13.47	61 C. ONCU	On Asphalt - Re-Joined - Turn 10
15.21.52	25 M. BRENNER	On Asphalt - Re-Joined - Turn 4
15.22.10	11 N. BULEGA	On the Gravel - Re-Joined - Turn 10
15.26.39	69 T. BOOTH-AMOS	On Asphalt - Re-Joined - Turn 10
15.30.20	66 N. TUULI	On Asphalt - Re-Joined - Turn 4
15.32.46	55 Y. MONTELLA	On Asphalt - Re-Joined - Turn 4
15.34.06	25 M. BRENNER	On Asphalt - Re-Joined - Turn 4
15.36.27	16 J. CLUZEL	On the Gravel - Re-Joined - Turn 10
15.37.53	10 U. ORRADRE	On Asphalt - Re-Joined - Turn 1
15.39.26	99 A. HUERTAS	Crashed - Turn 8
15.41.23	99 A. HUERTAS	Medical Centre
15.41.29	66 N. TUULI	On Asphalt - Re-Joined - Turn 4
15.43.10	62 S. MANZI	Lap Cancelled [1'35.434] - Yellow Flag - Turn 8
15.43.15	50 O. VOSTATEK	Lap Cancelled [1'45.774] - Yellow Flag - Turn 8
15.43.19	91 L. BERNARDI	Lap Cancelled [1'48.141] - Yellow Flag - Turn 8
15.43.24	10 U. ORRADRE	Lap Cancelled [1'36.535] - Yellow Flag - Turn 8
15.43.29	92 M. SCHROETTER	Lap Cancelled [1'42.972] - Yellow Flag - Turn 8
15.43.34	55 Y. MONTELLA	Lap Cancelled [1'39.074] - Yellow Flag - Turn 8
15.43.39	94 A. VERDOIA	Lap Cancelled [1'35.778] - Yellow Flag - Turn 8
15.43.45	69 T. BOOTH-AMOS	Lap Cancelled [1'52.360] - Yellow Flag - Turn 8
15.43.49	77 D. AEGERTER	Lap Cancelled [1'35.024] - Yellow Flag - Turn 8
15.43.54	64 F. CARICASULO	Lap Cancelled [1'53.413] - Yellow Flag - Turn 8
15.43.59	9 S. JESPERSEN	Lap Cancelled [1'45.078] - Yellow Flag - Turn 8
15.44.04	61 C. ONCU	Lap Cancelled [1'44.694] - Yellow Flag - Turn 8
15.44.09	28 G. VAN STRAALEN	Lap Cancelled [1'38.853] - Yellow Flag - Turn 8
15.44.14	66 N. TUULI	Lap Cancelled [1'37.635] - Yellow Flag - Turn 8
15.44.19	11 N. BULEGA	Lap Cancelled [1'48.809] - Yellow Flag - Turn 8
15.44.24	7 L. BALDASSARRI	Lap Cancelled [1'36.759] - Yellow Flag - Turn 8
15.44.29	38 H. SOOMER	Lap Cancelled [1'36.812] - Yellow Flag - Turn 8
15.44.34	56 P. SEBESTYEN	Lap Cancelled [1'36.858] - Yellow Flag - Turn 8
15.45.30	32 O. BAYLISS	Lap Cancelled [1'35.103] - Yellow Flag - Turn 8
15.45.32	3 R. DE ROSA	Lap Cancelled [1'34.960] - Yellow Flag - Turn 8
15.45.37	24 L. TACCINI	Lap Cancelled [1'40.412] - Yellow Flag - Turn 8
15.45.42	16 J. CLUZEL	Lap Cancelled [1'44.657] - Yellow Flag - Turn 8
15.47.41		End Of Session

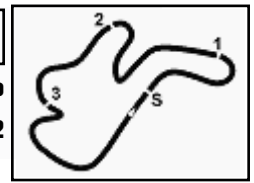
Fastest Laps Sequence

No.	Rider	Nat	Team	Bike	Local Time	Time	Gap	Avg
7	L. BALDASSARRI	ITA	Evan Bros.WorldSSP Yamaha Team	Yamaha YZF R6	15:03'32.559	1'35.953		166,769
61	C. ONCU	TUR	Kawasaki Puccetti Racing	Kawasaki ZX-6R	15:03'50.680	1'35.281	-0.672	167,945
55	Y. MONTELLA	ITA	Kawasaki Puccetti Racing	Kawasaki ZX-6R	15:06'51.056	1'35.019	-0.262	168,408
62	S. MANZI	ITA	Dynavolt Triumph	Triumph Street Triple RS	15:11'52.319	1'35.011	-0.008	168,423
11	N. BULEGA	ITA	Aruba.it Racing WorldSSP Team	Ducati Panigale V2	15:12'27.631	1'35.001	-0.010	168,440
11	N. BULEGA	ITA	Aruba.it Racing WorldSSP Team	Ducati Panigale V2	15:17'12.918	1'34.942	-0.059	168,545
11	N. BULEGA	ITA	Aruba.it Racing WorldSSP Team	Ducati Panigale V2	15:18'47.480	1'34.562	-0.380	169,222
55	Y. MONTELLA	ITA	Kawasaki Puccetti Racing	Kawasaki ZX-6R	15:35'25.376	1'34.532	-0.030	169,276
11	N. BULEGA	ITA	Aruba.it Racing WorldSSP Team	Ducati Panigale V2	15:43'53.526	1'34.027	-0.505	170,185

Start 15:00 End 15:47 The results are provisional until the end of the time limit for protests and appeals and the completion of the technical checks.

These data/results cannot be reproduced, stored and/or transmitted in whole or in part by any manner of electronic, mechanical, photocopying, recording, broadcasting or otherwise now known or herein after developed without the previous express consent by the copyright owner, except for reproduction in daily press and regular printed publications on sale to the public within 60 days of the event related to those data/results and always provided that copyright symbol appears together as follows below.

© DORNA WSBK ORGANIZATION Srl 2022


Grand Ridge Brewery Australian Round, 17–20 November 2022
Free Practices Combined Results after FP2

No.	Rider	Nat	Team	Bike	FP1	FP2	Time	Gap	Rel.	Avg	LL
1	11 N. BULEGA	ITA	Aruba.it Racing WorldSSP Team	Ducati Panigale V2	1'34.881	1'34.027	1'34.027			170,185	45
2	64 F. CARICASULO	ITA	Althea Racing	Ducati Panigale V2	1'34.067	1'34.983	1'34.067	0.040	0.040	170,113	38
3	77 D. AEGERTER	SUI	Ten Kate Racing Yamaha	Yamaha YZF R6	1'34.714	1'34.458	1'34.458	0.431	0.391	169,409	44
4	55 Y. MONTELLA	ITA	Kawasaki Puccetti Racing	Kawasaki ZX-6R	1'35.141	1'34.532	1'34.532	0.505	0.074	169,276	39
5	62 S. MANZI	ITA	Dynavolt Triumph	Triumph Street Triple RS	1'35.268	1'34.617	1'34.617	0.590	0.085	169,124	42
6	61 C. ONCU	TUR	Kawasaki Puccetti Racing	Kawasaki ZX-6R	1'36.052	1'34.673	1'34.673	0.646	0.056	169,024	45
7	7 L. BALDASSARRI	ITA	Evan Bros.WorldSSP Yamaha Team	Yamaha YZF R6	1'34.962	1'34.737	1'34.737	0.710	0.064	168,910	40
8	3 R. DE ROSA	ITA	Drelac Racing Verdnatura WorldSSP	Ducati Panigale V2	1'35.724	1'34.765	1'34.765	0.738	0.028	168,860	40
9	66 N. TUULI	FIN	MV Agusta Reparto Corse	MV Agusta F3 800 RR	1'34.783	1'35.250	1'34.783	0.756	0.018	168,828	40
10	32 D. BAYLISS	AUS	BARNI Spark Racing Team	Ducati Panigale V2	1'34.831	1'34.823	1'34.823	0.796	0.040	168,757	44
11	94 A. VERDOIA	FRA	GMT94 Yamaha	Yamaha YZF R6	1'34.859	1'34.868	1'34.859	0.832	0.036	168,692	42
12	16 J. CLUZEL	FRA	GMT94 Yamaha	Yamaha YZF R6	1'35.124	1'35.540	1'35.124	1.097	0.265	168,223	37
13	92 M. SCHROETTER	GER	MV Agusta Reparto Corse	MV Agusta F3 800 RR	1'35.563	1'35.311	1'35.311	1.284	0.187	167,892	37
14	25 M. BRENNER	SUI	VFT Racing	Yamaha YZF R6	1'35.332	1'35.499	1'35.332	1.305	0.021	167,855	38
15	38 H. SOOMER	EST	Dynavolt Triumph	Triumph Street Triple RS	1'35.710	1'35.357	1'35.357	1.330	0.025	167,811	41
16	56 P. SEBESTYEN	HUN	Evan Bros.WorldSSP Yamaha Team	Yamaha YZF R6	1'35.764	1'35.674	1'35.674	1.647	0.317	167,255	42
17	10 U. ORRADRE	ESP	MS Racing Yamaha WorldSSP	Yamaha YZF R6	1'35.963	1'35.711	1'35.711	1.684	0.037	167,191	40
18	99 A. HUERTAS	ESP	MTM Kawasaki	Kawasaki ZX-6R	1'36.478	1'35.919	1'35.919	1.892	0.208	166,828	36
19	91 L. BERNARDI	SMR	CM Racing	Ducati Panigale V2	1'36.123	1'36.020	1'36.020	1.993	0.101	166,653	39
20	50 D. VOSTATEK	CZE	MS Racing Yamaha WorldSSP	Yamaha YZF R6	1'36.384	1'36.108	1'36.108	2.081	0.088	166,500	38
21	69 T. BOOTH-AMOS	GBR	Motozoo Racing by Puccetti	Kawasaki ZX-6R	1'37.271	1'36.294	1'36.294	2.267	0.186	166,179	33
22	9 S. JESPERSEN	DEN	Kallio Racing	Yamaha YZF R6	1'37.143	1'36.357	1'36.357	2.330	0.063	166,070	39
23	28 G. VAN STRAALLEN	NED	EAB Racing Team	Yamaha YZF R6	1'38.945	1'36.641	1'36.641	2.614	0.284	165,582	38
24	24 L. TACCINI	ITA	Ten Kate Racing Yamaha	Yamaha YZF R6	1'39.078	1'37.132	1'37.132	3.105	0.491	164,745	42

18/11/2022

These data/results cannot be reproduced, stored and/or transmitted in whole or in part by any manner of electronic, mechanical, photocopying, recording, broadcasting or otherwise now known or herein after developed without the previous express consent by the copyright owner, except for reproduction in daily press and regular printed publications on sale to the public within 60 days of the event related to those data/results and always provided that copyright symbol appears together as follows below.

© DORNA WSBK ORGANIZATION Srl 2022

Grand Ridge Brewery Australian Round, 17-20 November 2022
Best Sectors & Speed Free Practice 2nd Session

BEST LAP			
1	11	N. BULEGA	Ducati Panigale V2 1'34.027
2	77	D. AEGERTER	Yamaha YZF R6 1'34.458
3	55	Y. MONTELLA	Kawasaki ZX-6R 1'34.532
4	62	S. MANZI	Triumph Street Triple RS 1'34.617
5	61	C. ONCU	Kawasaki ZX-6R 1'34.673
6	7	L. BALDASSARRI	Yamaha YZF R6 1'34.737
7	3	R. DE ROSA	Ducati Panigale V2 1'34.765
8	32	D. BAYLISS	Ducati Panigale V2 1'34.823
9	94	A. VERDOIA	Yamaha YZF R6 1'34.868
10	64	F. CARICASULO	Ducati Panigale V2 1'34.983
11	66	N. TUULI	MV Agusta F3 800 RR 1'35.250
12	92	M. SCHROETTER	MV Agusta F3 800 RR 1'35.311
13	38	H. SOOMER	Triumph Street Triple RS 1'35.357
14	25	M. BRENNER	Yamaha YZF R6 1'35.499
15	16	J. CLUZEL	Yamaha YZF R6 1'35.540
16	56	P. SEBESTYEN	Yamaha YZF R6 1'35.674
17	10	U. ORRADRE	Yamaha YZF R6 1'35.711
18	99	A. HUERTAS	Kawasaki ZX-6R 1'35.919
19	91	L. BERNARDI	Ducati Panigale V2 1'36.020
20	50	D. VOSTATEK	Yamaha YZF R6 1'36.108
21	69	T. BOOTH-AMOS	Kawasaki ZX-6R 1'36.294
22	9	S. JESPERSEN	Yamaha YZF R6 1'36.357
23	28	G. VAN STRAALLEN	Yamaha YZF R6 1'36.641
24	24	L. TACCINI	Yamaha YZF R6 1'37.132

SPEED			
1	55	Y. MONTELLA	Kawasaki ZX-6R 276.9
2	64	F. CARICASULO	Ducati Panigale V2 273.4
3	3	R. DE ROSA	Ducati Panigale V2 272.0
4	38	H. SOOMER	Triumph Street Triple RS 271.4
5	11	N. BULEGA	Ducati Panigale V2 271.4
6	24	L. TACCINI	Yamaha YZF R6 271.4
7	32	D. BAYLISS	Ducati Panigale V2 270.7
8	62	S. MANZI	Triumph Street Triple RS 270.7
9	50	D. VOSTATEK	Yamaha YZF R6 270.7
10	92	M. SCHROETTER	MV Agusta F3 800 RR 270.0
11	61	C. ONCU	Kawasaki ZX-6R 269.3
12	91	L. BERNARDI	Ducati Panigale V2 269.3
13	56	P. SEBESTYEN	Yamaha YZF R6 268.0
14	69	T. BOOTH-AMOS	Kawasaki ZX-6R 268.0
15	99	A. HUERTAS	Kawasaki ZX-6R 268.0
16	10	U. ORRADRE	Yamaha YZF R6 268.0
17	9	S. JESPERSEN	Yamaha YZF R6 268.0
18	25	M. BRENNER	Yamaha YZF R6 267.3
19	7	L. BALDASSARRI	Yamaha YZF R6 266.7
20	66	N. TUULI	MV Agusta F3 800 RR 266.0
21	77	D. AEGERTER	Yamaha YZF R6 266.0
22	28	G. VAN STRAALLEN	Yamaha YZF R6 266.0
23	16	J. CLUZEL	Yamaha YZF R6 265.4
24	94	A. VERDOIA	Yamaha YZF R6 265.4

SEG. 1		
1	55	Y. MONTELLA 22.416
2	3	R. DE ROSA 22.599
3	11	N. BULEGA 22.609
4	77	D. AEGERTER 22.617
5	32	D. BAYLISS 22.657
6	61	C. ONCU 22.663
7	62	S. MANZI 22.719
8	16	J. CLUZEL 22.738
9	92	M. SCHROETTER 22.758
10	64	F. CARICASULO 22.785
11	7	L. BALDASSARRI 22.851
12	38	H. SOOMER 22.874
13	94	A. VERDOIA 22.878
14	66	N. TUULI 22.886
15	25	M. BRENNER 22.893
16	99	A. HUERTAS 22.920
17	56	P. SEBESTYEN 22.932
18	10	U. ORRADRE 22.955
19	9	S. JESPERSEN 23.015
20	28	G. VAN STRAALLEN 23.042
21	91	L. BERNARDI 23.043
22	69	T. BOOTH-AMOS 23.096
23	50	D. VOSTATEK 23.141
24	24	L. TACCINI 23.212

SEG. 2		
1	11	N. BULEGA 27.137
2	77	D. AEGERTER 27.152
3	64	F. CARICASULO 27.208
4	7	L. BALDASSARRI 27.239
5	94	A. VERDOIA 27.258
6	62	S. MANZI 27.258
7	66	N. TUULI 27.284
8	32	D. BAYLISS 27.371
9	61	C. ONCU 27.372
10	55	Y. MONTELLA 27.409
11	3	R. DE ROSA 27.419
12	16	J. CLUZEL 27.432
13	25	M. BRENNER 27.484
14	92	M. SCHROETTER 27.518
15	38	H. SOOMER 27.524
16	10	U. ORRADRE 27.559
17	56	P. SEBESTYEN 27.635
18	69	T. BOOTH-AMOS 27.663
19	50	D. VOSTATEK 27.696
20	9	S. JESPERSEN 27.711
21	28	G. VAN STRAALLEN 27.727
22	91	L. BERNARDI 27.745
23	99	A. HUERTAS 27.834
24	24	L. TACCINI 27.925

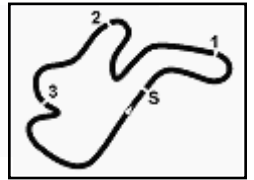
SEG. 3		
1	55	Y. MONTELLA 17.957
2	62	S. MANZI 17.961
3	7	L. BALDASSARRI 17.969
4	32	D. BAYLISS 17.972
5	77	D. AEGERTER 17.975
6	61	C. ONCU 17.981
7	11	N. BULEGA 17.999
8	94	A. VERDOIA 18.009
9	3	R. DE ROSA 18.044
10	38	H. SOOMER 18.077
11	25	M. BRENNER 18.096
12	50	D. VOSTATEK 18.110
13	10	U. ORRADRE 18.112
14	64	F. CARICASULO 18.127
15	92	M. SCHROETTER 18.134
16	66	N. TUULI 18.152
17	99	A. HUERTAS 18.153
18	91	L. BERNARDI 18.168
19	16	J. CLUZEL 18.170
20	9	S. JESPERSEN 18.235
21	56	P. SEBESTYEN 18.268
22	69	T. BOOTH-AMOS 18.329
23	28	G. VAN STRAALLEN 18.389
24	24	L. TACCINI 18.437

SEG. 4		
1	11	N. BULEGA 26.282
2	55	Y. MONTELLA 26.504
3	61	C. ONCU 26.548
4	62	S. MANZI 26.577
5	64	F. CARICASULO 26.640
6	7	L. BALDASSARRI 26.640
7	38	H. SOOMER 26.643
8	77	D. AEGERTER 26.665
9	3	R. DE ROSA 26.678
10	94	A. VERDOIA 26.684
11	32	D. BAYLISS 26.686
12	92	M. SCHROETTER 26.702
13	56	P. SEBESTYEN 26.806
14	99	A. HUERTAS 26.824
15	69	T. BOOTH-AMOS 26.832
16	91	L. BERNARDI 26.834
17	25	M. BRENNER 26.841
18	66	N. TUULI 26.844
19	10	U. ORRADRE 26.846
20	16	J. CLUZEL 26.893
21	50	D. VOSTATEK 26.914
22	28	G. VAN STRAALLEN 27.155
23	24	L. TACCINI 27.195
24	9	S. JESPERSEN 27.255

18/11/2022

These data/results cannot be reproduced, stored and/or transmitted in whole or in part by any manner of electronic, mechanical, photocopying, recording, broadcasting or otherwise now known or herein after developed without the previous express consent by the copyright owner, except for reproduction in daily press and regular printed publications on sale to the public within 60 days of the event related to those data/results and always provided that copyright symbol appears together as follows below.

© DORNA WSBK ORGANIZATION Srl 2022



Phillip Island 4.445 m

Grand Ridge Brewery Australian Round, 17-20 November 2022
Ideal Times Free Practice 2nd Session

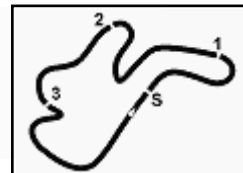
No.	Rider	Nat	Bike	Seg. 1	Seg. 2	Seg. 3	Seg. 4	Ideal Time			
				Diff. 1	Diff. 2	Diff. 3	Diff. 4	Best Lap	Pos.	Diff.	
1	11 N. BULEGA	ITA	Ducati Panigale V2	22.609	27.137	17.999	26.282	1'34.027	1'34.027	1	
2	55 Y. MONTELLA	ITA	Kawasaki ZX-6R	22.416 +0.033	27.409 +0.198	17.957 +0.015	26.504	1'34.286	1'34.532	3	0.246
3	77 D. AEGERTER	SUI	Yamaha YZF R6	22.617	27.152 +0.035	17.975	26.665 +0.014	1'34.409	1'34.458	2	0.049
4	62 S. MANZI	ITA	Triumph Street Triple RS	22.719	27.258 +0.020	17.961 +0.002	26.577 +0.080	1'34.515	1'34.617	4	0.102
5	61 C. ONCU	TUR	Kawasaki ZX-6R	22.663 +0.057	27.372	17.981 +0.052	26.548	1'34.564	1'34.673	5	0.109
6	32 D. BAYLISS	AUS	Ducati Panigale V2	22.657 +0.137	27.371	17.972	26.686	1'34.686	1'34.823	8	0.137
7	7 L. BALDASSARRI	ITA	Yamaha YZF R6	22.851	27.239	17.969	26.640 +0.038	1'34.699	1'34.737	6	0.038
8	3 R. DE ROSA	ITA	Ducati Panigale V2	22.599	27.419 +0.025	18.044	26.678	1'34.740	1'34.765	7	0.025
9	64 F. CARICASULO	ITA	Ducati Panigale V2	22.785 +0.153	27.208 +0.004	18.127 +0.066	26.640	1'34.760	1'34.983	10	0.223
10	94 A. VERDOIA	FRA	Yamaha YZF R6	22.878	27.258	18.009 +0.039	26.684	1'34.829	1'34.868	9	0.039
11	92 M. SCHROETTER	GER	MV Agusta F3 800 RR	22.758	27.518 +0.097	18.134	26.702 +0.102	1'35.112	1'35.311	12	0.199
12	38 H. SOOMER	EST	Triumph Street Triple RS	22.874 +0.143	27.524 +0.039	18.077 +0.057	26.643	1'35.118	1'35.357	13	0.239
13	66 N. TUULI	FIN	MV Agusta F3 800 RR	22.886 +0.063	27.284	18.152	26.844 +0.021	1'35.166	1'35.250	11	0.084
14	16 J. CLUZEL	FRA	Yamaha YZF R6	22.738 +0.218	27.432 +0.018	18.170 +0.050	26.893 +0.021	1'35.233	1'35.540	15	0.307
15	25 M. BRENNER	SUI	Yamaha YZF R6	22.893	27.484 +0.034	18.096 +0.081	26.841 +0.070	1'35.314	1'35.499	14	0.185
16	10 U. ORRADRE	ESP	Yamaha YZF R6	22.955	27.559 +0.160	18.112	26.846 +0.079	1'35.472	1'35.711	17	0.239
17	56 P. SEBESTYEN	HUN	Yamaha YZF R6	22.932 +0.017	27.635	18.268 +0.016	26.806	1'35.641	1'35.674	16	0.033
18	99 A. HUERTAS	ESP	Kawasaki ZX-6R	22.920	27.834	18.153 +0.085	26.824 +0.103	1'35.731	1'35.919	18	0.188
19	91 L. BERNARDI	SMR	Ducati Panigale V2	23.043	27.745 +0.220	18.168 +0.010	26.834	1'35.790	1'36.020	19	0.230
20	50 D. VOSTATEK	CZE	Yamaha YZF R6	23.141	27.696 +0.082	18.110	26.914 +0.165	1'35.861	1'36.108	20	0.247
21	69 T. BOOTH-AMOS	GBR	Kawasaki ZX-6R	23.096 +0.041	27.663 +0.200	18.329	26.832 +0.133	1'35.920	1'36.294	21	0.374
22	9 S. JESPERSEN	DEN	Yamaha YZF R6	23.015	27.711 +0.040	18.235 +0.054	27.255 +0.047	1'36.216	1'36.357	22	0.141
23	28 G. VAN STRAALLEN	NED	Yamaha YZF R6	23.042 +0.013	27.727 +0.167	18.389	27.155 +0.148	1'36.313	1'36.641	23	0.328
24	24 L. TACCINI	ITA	Yamaha YZF R6	23.212 +0.205	27.925	18.437	27.195 +0.158	1'36.769	1'37.132	24	0.363
Overall Ideal Time				22.416	27.137	17.957	26.282	1'33.792			

18/11/2022

These data/results cannot be reproduced, stored and/or transmitted in whole or in part by any manner of electronic, mechanical, photocopying, recording, broadcasting or otherwise now known or herein after developed without the previous express consent by the copyright owner, except for reproduction in daily press and regular printed publications on sale to the public within 60 days of the event related to those data/results and always provided that copyright symbol appears together as follows below.

© DORNA WSBK ORGANIZATION Srl 2022

FIGR PERUGIA TIMING



Grand Ridge Brewery Australian Round, 17-20 November 2022
Chronological Analysis Free Practice 2nd Session

1° 11 N. BULEGA [1'34.027]							
Lap	Seg1	Seg2	Seg3	Seg4	Lap Time	km/h	Local Time
1							15:01'06.196
2	34.591	28.291	18.823	26.631	1'48.336P		15:02'54.532
3	22.782	27.731	18.350	26.660	1'35.523	270,7	15:04'30.055
4	22.771	29.103	18.253	26.681	1'36.808	268,7	15:06'06.863
5	22.767	27.560	18.129	26.590	1'35.046	271,4	15:07'41.909
6	22.836	27.644	18.240	26.729	1'35.449	267,3	15:09'17.358
7	22.851	27.463	18.125	26.833	1'35.272	267,3	15:10'52.630
8	22.929	27.380	18.128	26.564	1'35.001	264,1	15:12'27.631
9	22.829	27.492	18.131	26.694	1'35.146	268,0	15:14'02.777
10	22.937	27.395	18.192	26.675	1'35.199	266,7	15:15'37.966
11	22.860	27.422	18.164	26.496	1'34.942	268,7	15:17'12.918
12	22.753	27.298	18.049	26.462	1'34.562	269,3	15:18'47.480
13	22.744	27.396	18.058	26.477	1'34.675	270,0	15:20'22.155
14	22.794	27.391	18.048	5'42.335	6'50.568P	271,4	15:27'12.723
15	35.017	28.072	18.262	26.772	1'48.123P		15:29'00.846
16	22.906	27.593	18.220	26.653	1'35.372	266,7	15:30'36.218
17	22.946	27.421	18.192	26.790	1'35.349	266,7	15:32'11.567
18	22.798	27.439	18.264	26.820	1'35.321	266,7	15:33'46.888
19	22.753	27.467	18.282	26.721	1'35.223	267,3	15:35'22.111
20	22.997	30.740	18.952	2'20.165	3'32.854P	268,0	15:38'54.965
21	34.830	27.754	19.303	26.922	1'48.809CP		15:40'43.774
22	22.672	27.578	18.315	27.160	1'35.725	271,4	15:42'19.499
23	22.609	27.137	17.999	26.282	1'34.027	270,7	15:43'53.526
24	22.855	27.387	18.030	27.073	1'35.345	270,7	15:45'28.871

2° 77 D. AEGERTER [1'34.458]							
Lap	Seg1	Seg2	Seg3	Seg4	Lap Time	km/h	Local Time
1							15:00'57.720
2	35.935	29.258	18.703	27.515	1'51.411P		15:02'49.131
3	23.108	28.008	18.217	27.092	1'36.425	260,2	15:04'25.556
4	22.880	27.532	18.087	27.008	1'35.507	261,5	15:06'01.063
5	22.883	27.655	18.170	27.059	1'35.767	260,9	15:07'36.830
6	22.785	27.601	18.176	26.945	1'35.507	262,1	15:09'12.337
7	23.077	27.563	18.107	26.938	1'35.685	262,1	15:10'48.022
8	22.992	27.521	18.142	27.001	1'35.656	262,8	15:12'23.678
9	22.867	27.470	18.199	26.973	1'35.509	262,1	15:13'59.187
10	22.861	27.522	18.190	27.227	1'35.800	262,8	15:15'34.987
11	22.829	27.563	18.102	27.022	1'35.516	260,9	15:17'10.503
12	22.768	27.540	18.061	26.917	1'35.286	262,8	15:18'45.789
13	22.756	27.451	18.167	27.062	1'35.436	263,4	15:20'21.225
14	22.775	27.494	18.217	26.879	1'35.365	261,5	15:21'56.590
15	22.764	27.549	18.066	26.942	1'35.321	264,7	15:23'31.911
16	22.795	27.781	18.170	27.029	1'35.775	266,0	15:25'07.686
17	22.715	27.471	18.090	26.904	1'35.180	264,1	15:26'42.866
18	22.963	33.064	18.487	7'26.556	8'41.070P	264,1	15:35'23.936
19	40.897	31.625	18.551	27.295	1'58.368P		15:37'22.304
20	22.842	27.476	18.120	26.665	1'35.103	264,1	15:38'57.407
21	22.701	27.293	18.201	26.829	1'35.024C	264,7	15:40'32.431
22	22.719	27.152	18.000	26.678	1'34.549	263,4	15:42'06.980
23	22.676	27.211	18.033	26.727	1'34.647	263,4	15:43'41.627
24	22.617	27.187	17.975	26.679	1'34.458	264,1	15:45'16.085

3° 55 Y. MONTELLA [1'34.532]							
Lap	Seg1	Seg2	Seg3	Seg4	Lap Time	km/h	Local Time
1							15:01'34.028
2	40.938	29.618	19.098	27.238	1'56.892P		15:03'30.920
3	23.491	36.634	18.129	26.863	1'45.117	267,3	15:05'16.037
4	22.579	27.476	18.110	26.854	1'35.019	276,9	15:06'51.056
5	22.626	32.458	18.345	31.044	1'44.473	270,7	15:08'35.529
6	22.870	30.212	18.046	5'41.795	6'52.923P	268,7	15:15'28.452
7	33.786	27.799	18.267	26.880	1'46.732P		15:17'15.184

8	22.747	27.593	18.103	26.761	1'35.204	268,0	15:18'50.388
9	22.834	27.589	18.104	26.832	1'35.359	268,0	15:20'25.747
10	22.819	27.878	18.214	26.904	1'35.815	266,7	15:22'01.562
11	22.810	27.773	18.052	26.884	1'35.519	266,0	15:23'37.081
12	22.791	27.549	18.221	6'40.441	7'49.002P	266,7	15:31'26.083
13	52.477	47.221	18.345	26.718	2'24.761P		15:33'50.844
14	22.449	27.607	17.972	26.504	1'34.532	264,1	15:35'25.376
15	22.416	27.457	18.011	26.693	1'34.577	266,0	15:36'59.953
16	22.697	27.409	17.957	26.889	1'34.952	264,1	15:38'34.905
17	22.569	27.482	18.627	30.396	1'39.074C	266,7	15:40'13.979
18	22.457	27.629	18.039	26.967	1'35.092	268,0	15:41'49.071
19	22.595	27.631	18.129	26.729	1'35.084	264,7	15:43'24.155
20	22.588	27.560	18.134	26.936	1'35.218	269,3	15:44'59.373
21	22.568	27.533	18.114	26.722	1'34.937	266,7	15:46'34.310

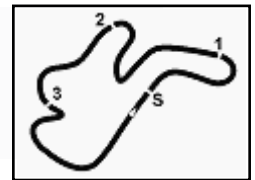
4° 62 S. MANZI [1'34.617]							
Lap	Seg1	Seg2	Seg3	Seg4	Lap Time	km/h	Local Time
1							15:00'26.367
2	37.189	28.352	18.672	27.134	1'51.347P		15:02'17.714
3	23.353	27.643	18.295	26.764	1'36.055	265,4	15:03'53.769
4	23.068	27.505	18.033	26.689	1'35.295	266,7	15:05'29.064
5	22.918	27.552	18.192	26.865	1'35.527	269,3	15:07'04.591
6	23.074	27.525	18.268	26.690	1'35.557	270,7	15:08'40.148
7	22.991	29.154	18.183	26.832	1'37.160	265,4	15:10'17.308
8	22.980	27.349	18.006	26.676	1'35.011	263,4	15:11'52.319
9	22.951	27.537	18.183	26.619	1'35.290	266,7	15:13'27.609
10	22.871	27.464	18.123	26.644	1'35.102	266,0	15:15'02.711
11	22.992	27.391	18.166	26.676	1'35.225	264,7	15:16'37.936
12	23.021	27.382	18.057	26.684	1'35.144	261,5	15:18'13.080
13	28.430	30.581	19.362	7'06.354	8'24.727P	255,3	15:26'37.807
14	35.163	27.740	18.224	30.936	1'52.063P		15:28'29.870
15	23.110	29.373	20.033	5'19.644	6'32.160P	264,1	15:35'02.030
16	36.858	27.860	18.000	26.577	1'49.295P		15:36'51.325
17	22.719	27.278	17.963	26.657	1'34.617	268,0	15:38'25.942
18	22.848	27.273	18.584	26.729	1'35.434C	262,1	15:40'01.376
19	22.897	27.349	18.023	26.600	1'34.869	263,4	15:41'36.245
20	22.922	27.384	18.012	26.613	1'34.931	263,4	15:43'11.176
21	22.805	27.258	17.961	26.613	1'34.637	264,1	15:44'45.813
22	25.552	31.453	19.052	28.743	1'44.800	264,1	15:46'30.613

5° 61 C. ONCU [1'34.673]							
Lap	Seg1	Seg2	Seg3	Seg4	Lap Time	km/h	Local Time
1							15:00'24.675
2	34.223	28.059	18.864	29.578	1'50.724P		15:02'15.399
3	22.753	27.775	18.102	26.651	1'35.281	267,3	15:03'50.680
4	22.872	27.659	18.147	26.860	1'35.538	268,7	15:05'26.218
5	22.799	27.531	18.003	26.777	1'35.110	268,0	15:07'01.328
6	22.929	27.621	18.120	27.468	1'36.138	268,0	15:08'37.466
7	22.944	32.904	18.309	26.912	1'41.069	266,7	15:10'18.535
8	22.816	27.545	18.126	26.927	1'35.414	266,0	15:11'53.949
9	23.113	27.875	18.155	4'15.963	5'25.106P	266,7	15:17'19.055
10	39.795	28.560	18.310	27.262	1'53.927P		15:19'12.982
11	23.016	27.613	18.225	26.859	1'35.713	264,7	15:20'48.695
12	23.115	30.750	18.624	27.367	1'39.856	264,7	15:22'28.551
13	22.986	27.492	18.220	26.954	1'35.652	264,7	15:24'04.203
14	26.349	28.756	18.283	27.255	1'40.643	265,4	15:25'44.846
15	22.903	27.500	18.241	27.025	1'35.669	264,1	15:27'20.515
16	23.840	28.771	18.840	5'24.297	6'35.748P	264,7	15:33'56.263
17	35.155	28.035	18.367	26.902	1'48.459P		15:35'44.722
18	22.720	27.372	18.033	26.548	1'34.673	264,7	15:37'19.395
19	22.706	27.408	17.981	26.634	1'34.729	266,0	15:38'54.124
20	26.337	30.119	18.949	29.289	1'44.694C	268,7	15:40'38.818
21	22.663	27.575	18.231	27.307	1'35.776	269,3	15:42'14.594

18/11/2022 P = Pits In/Out - C = Lap Time Cancelled

These data/results cannot be reproduced, stored and/or transmitted in whole or in part by any manner of electronic, mechanical, photocopying, recording, broadcasting or otherwise now known or herein after developed without the previous express consent by the copyright owner, except for reproduction in daily press and regular printed publications on sale to the public within 60 days of the event related to those data/results and always provided that copyright symbol appears together as follows below.

© DORNA WSBK ORGANIZATION Srl 2022



Phillip Island 4.445 m

Grand Ridge Brewery Australian Round, 17-20 November 2022
Chronological Analysis Free Practice 2nd Session

2 / 5

22	22.679	27.442	18.200	26.916	1'35.237	268,7	15:43'49.831	11	22.843	27.539	18.125	26.969	1'35.476	263,4	15:24'43.389
23	26.418	28.094	18.314	27.217	1'40.043	267,3	15:45'29.874	12	22.911	27.522	18.063	26.864	1'35.360	264,1	15:26'18.749

6° 7 L. BALDASSARRI [1'34.737]

Lap	Seg1	Seg2	Seg3	Seg4	Lap Time	km/h	Local Time
1							15:00'05.796
2	36.029	28.576	18.897	27.308	1'50.810P		15:01'56.606
3	23.086	27.522	18.173	27.172	1'35.953	262,8	15:03'32.559
4	22.955	27.774	18.285	26.853	1'35.867	266,7	15:05'08.426
5	23.035	27.742	18.323	26.879	1'35.979	264,1	15:06'44.405
6	23.165	27.707	19.332	6'53.614	8'03.818P	262,1	15:14'48.223
7	34.017	28.685	18.481	29.406	1'50.589P		15:16'38.812
8	23.264	27.588	18.238	26.873	1'35.963	264,7	15:18'14.775
9	23.153	27.524	18.138	27.122	1'35.937	266,0	15:19'50.712
10	25.722	31.504	18.607	5'04.368	6'20.201P	262,8	15:26'10.913
11	35.380	28.509	18.556	27.429	1'49.874P		15:28'00.787
12	23.031	27.567	18.115	26.828	1'35.541	265,4	15:29'36.328
13	22.891	27.671	18.230	3'28.816	4'37.608P	266,0	15:34'13.936
14	34.779	28.694	18.448	27.102	1'49.023P		15:36'02.959
15	22.925	27.346	17.988	26.691	1'34.950	262,8	15:37'37.909
16	23.093	27.457	18.384	27.026	1'35.960	262,8	15:39'13.869
17	23.111	27.601	18.640	27.407	1'36.759C	264,1	15:40'50.628
18	22.851	27.239	17.969	26.678	1'34.737	265,4	15:42'25.365
19	22.913	27.393	17.990	26.920	1'35.216	264,1	15:44'00.581
20	22.941	27.285	18.082	26.640	1'34.948	266,0	15:45'35.529

7° 3 R. DE ROSA [1'34.765]

Lap	Seg1	Seg2	Seg3	Seg4	Lap Time	km/h	Local Time
1							15:00'30.727
2	38.672	29.326	24.302	28.904	2'01.204P		15:02'31.931
3	23.785	28.594	18.448	27.406	1'38.233	260,9	15:04'10.164
4	23.422	27.834	18.310	27.053	1'36.619	262,8	15:05'46.783
5	23.174	27.730	18.363	27.248	1'36.515	262,1	15:07'23.298
6	23.099	27.784	18.279	27.021	1'36.183	262,8	15:08'59.481
7	23.080	27.741	18.262	27.052	1'36.135	262,8	15:10'35.616
8	23.105	29.360	20.214	11'19.183	12'31.862P	262,1	15:23'07.478
9	38.816	32.159	18.932	33.398	2'03.305P		15:25'10.783
10	23.040	28.191	18.132	26.929	1'36.292	266,7	15:26'47.075
11	22.770	27.587	18.082	27.201	1'35.640	267,3	15:28'22.715
12	22.831	27.419	18.046	26.792	1'35.088	267,3	15:29'57.803
13	22.801	27.595	18.057	26.704	1'35.157	264,1	15:31'32.960
14	22.734	28.481	18.695	28.626	1'38.536	266,0	15:33'11.496
15	22.952	27.494	18.229	26.849	1'35.524	262,8	15:34'47.020
16	22.857	27.485	18.136	26.825	1'35.303	264,7	15:36'22.323
17	27.388	30.961	18.518	27.054	1'43.921	266,7	15:38'06.244
18	22.751	27.446	18.063	26.678	1'34.938	266,0	15:39'41.182
19	22.608	27.467	18.086	26.799	1'34.960C	269,3	15:41'16.142
20	22.777	27.779	18.486	27.136	1'36.178	269,3	15:42'52.320
21	22.599	27.444	18.044	26.678	1'34.765	272,0	15:44'27.085
22	22.807	29.028	20.339	28.258	1'40.432	267,3	15:46'07.517

8° 32 D. BAYLISS [1'34.823]

Lap	Seg1	Seg2	Seg3	Seg4	Lap Time	km/h	Local Time
1							15:00'08.530
2	34.345	29.345	20.095	28.112	1'51.897P		15:02'00.427
3	23.475	28.074	18.308	27.112	1'36.969	263,4	15:03'37.396
4	23.147	29.511	18.528	27.312	1'38.498	266,7	15:05'15.894
5	23.139	27.957	18.244	26.796	1'36.136	266,0	15:06'52.030
6	23.058	28.262	18.435	27.729	1'37.484	270,7	15:08'29.514
7	23.118	42.287	18.453	27.059	1'50.917	268,7	15:10'20.431
8	23.121	28.108	18.625	8'13.653	9'23.507P	264,1	15:19'43.938
9	34.984	28.258	18.428	26.753	1'48.423P		15:21'32.361
10	22.894	27.733	18.102	26.823	1'35.552	262,1	15:23'07.913

9° 94 A. VERDOIA [1'34.868]

Lap	Seg1	Seg2	Seg3	Seg4	Lap Time	km/h	Local Time
1							15:00'18.673
2	35.332	28.727	18.585	27.888	1'50.532P		15:02'09.205
3	23.274	37.268	18.441	27.180	1'46.163	260,9	15:03'55.368
4	23.260	27.521	18.216	27.059	1'36.056	265,4	15:05'31.424
5	23.214	27.611	18.271	27.013	1'36.109	265,4	15:07'07.533
6	23.177	27.559	18.394	3'40.791	4'49.921P	263,4	15:11'57.454
7	39.202	28.325	18.503	27.291	1'53.321P		15:13'50.775
8	23.326	27.637	18.359	27.264	1'36.586	260,9	15:15'27.361
9	23.171	27.580	18.263	27.113	1'36.127	260,2	15:17'03.488
10	23.103	27.599	18.297	27.059	1'36.058	262,1	15:18'39.546
11	23.184	27.566	18.261	9'04.998	10'14.009P	262,1	15:28'53.555
12	38.662	29.155	18.584	27.189	1'53.590P		15:30'47.145
13	23.074	27.439	18.468	28.566	1'37.547	260,9	15:32'24.692
14	22.904	27.316	18.093	26.733	1'35.046	264,1	15:33'59.738
15	22.878	27.258	18.048	26.684	1'34.868	263,4	15:35'34.606
16	23.014	27.508	18.080	26.736	1'35.338	262,1	15:37'09.944
17	23.012	27.277	18.009	26.741	1'35.039	260,9	15:38'44.983
18	22.934	27.291	18.243	27.310	1'35.778C	264,1	15:40'20.761
19	22.968	27.292	18.054	26.724	1'35.038	262,1	15:41'55.799
20	22.895	27.446	18.058	26.786	1'35.185	264,7	15:43'30.984
21	22.948	27.423	18.237	26.803	1'35.411	264,1	15:45'06.395

10° 64 F. CARICASULO [1'34.983]

Lap	Seg1	Seg2	Seg3	Seg4	Lap Time	km/h	Local Time
1							15:01'37.416
2	38.092	28.766	19.198	27.293	1'53.349P		15:03'30.765
3	23.478	44.626	18.476	26.896	1'53.476	266,7	15:05'24.241
4	23.018	27.415	18.358	26.732	1'35.523	268,0	15:06'59.764
5	23.005	27.491	18.256	26.796	1'35.548	270,0	15:08'35.312
6	22.941	27.575	18.267	26.770	1'35.553	270,7	15:10'10.865
7	23.676	28.051	18.669	27.230	1'37.626	273,4	15:11'48.491
8	22.868	27.514	18.323	10'23.511	11'32.216P	266,7	15:23'20.707
9	35.886	27.738	18.422	26.845	1'48.891P		15:25'09.598
10	22.860	27.579	18.389	27.127	1'35.955	270,0	15:26'45.553
11	22.836	27.628	18.201	26.832	1'35.497	270,0	15:28'21.050
12	22.932	27.400	18.189	26.843	1'35.364	267,3	15:29'56.414
13	22.797	27.427	18.222	26.662	1'35.108	265,4	15:31'31.522
14	22.785	31.569	18.471	6'00.679	7'13.504P	268,0	15:38'45.026
15	36.776	27.943	18.695	29.999	1'53.413CP		15:40'38.439
16	22.900	27.409	18.204	26.688	1'35.201	265,4	15:42'13.640
17	22.938	27.212	18.193	26.640	1'34.983	266,0	15:43'48.623
18	22.881	27.208	18.127	26.916	1'35.132	268,0	15:45'23.755

11° 66 N. TUULI [1'35.250]

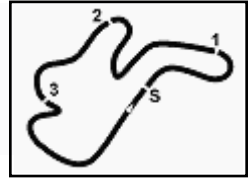
Lap	Seg1	Seg2	Seg3	Seg4	Lap Time	km/h	Local Time
1							15:01'03.141
2	35.239	28.759	18.677	27.501	1'50.176P		15:02'53.317
3	23.505	28.558	18.527	26.960	1'37.550	261,5	15:04'30.867

18/11/2022 P = Pits In/Out - C = Lap Time Cancelled

These data/results cannot be reproduced, stored and/or transmitted in whole or in part by any manner of electronic, mechanical, photocopying, recording, broadcasting or otherwise now known or herein after developed without the previous express consent by the copyright owner, except for reproduction in daily press and regular printed publications on sale to the public within 60 days of the event related to those data/results and always provided that copyright symbol appears together as follows below.

© DORNA WSBK ORGANIZATION Srl 2022





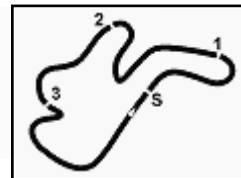
Grand Ridge Brewery Australian Round, 17-20 November 2022
Chronological Analysis Free Practice 2nd Session

4	23.096	27.463	18.297	27.073	1'35.929	266,0	15:06'06.796
5	23.506	28.822	18.602	5'10.008	6'20.938P	262,1	15:12'27.734
6	35.891	28.046	18.504	26.927	1'49.368P		15:14'17.102
7	23.117	27.442	18.264	26.924	1'35.747	259,6	15:15'52.849
8	23.055	27.340	18.155	27.058	1'35.608	260,9	15:17'28.457
9	23.036	27.383	18.333	26.844	1'35.596	260,2	15:19'04.053
10	22.949	27.284	18.152	26.865	1'35.250	261,5	15:20'39.303
11	23.102	28.833	18.823	5'52.077	7'02.835P	261,5	15:27'42.138
12	37.783	28.332	18.514	27.009	1'51.638P		15:29'33.776
13	23.200	37.932	18.489	27.027	1'46.648	261,5	15:31'20.424
14	23.074	27.422	18.270	3'09.681	4'18.447P	261,5	15:35'38.871
15	37.039	28.089	18.405	26.856	1'50.389P		15:37'29.260
16	22.906	27.455	18.200	26.878	1'35.439	262,8	15:39'04.699
17	22.886	27.582	19.680	27.487	1'37.635C	265,4	15:40'42.334
18	23.072	37.725	18.758	2'25.269	3'44.824P	262,8	15:44'27.158
19	35.785	28.066	18.548	27.217	1'49.616P		15:46'16.774
14° 25 M. BRENNER (1'35.499)							
Lap	Seg1	Seg2	Seg3	Seg4	Lap Time	km/h	Local Time
1							15:00'39.436
2	34.402	28.051	18.852	28.653	1'49.958P		15:02'29.394
3	23.564	27.754	18.531	27.414	1'37.263	257,8	15:04'06.657
4	23.144	28.039	18.375	26.983	1'36.541	260,9	15:05'43.198
5	22.952	27.644	18.256	27.012	1'35.864	261,5	15:07'19.062
6	23.135	27.795	18.200	27.039	1'36.169	260,9	15:08'55.231
7	23.247	27.833	18.361	5'59.146	7'08.587P	267,3	15:16'03.818
8	33.754	28.365	18.515	27.023	1'47.657P		15:17'51.475
9	23.027	27.643	18.104	26.880	1'35.654	260,2	15:19'27.129
10	22.893	27.518	18.177	26.911	1'35.499	260,2	15:21'02.628
11	23.061	35.570	18.518	27.270	1'44.419	260,9	15:22'47.047
12	23.066	27.774	18.360	4'26.628	5'35.828P	262,1	15:28'22.875
13	33.291	28.064	18.438	27.019	1'46.812P		15:30'09.687
14	23.021	27.712	18.188	26.841	1'35.762	261,5	15:31'45.449
15	23.055	27.484	18.096	26.917	1'35.552	259,6	15:33'21.001
16	23.052	37.374	18.505	27.427	1'46.358	260,2	15:35'07.359
17	22.979	27.616	18.244	26.868	1'35.707	262,8	15:36'43.066
18	23.064	27.736	18.673	3'43.200	4'52.673P	259,0	15:41'35.739
19	33.506	28.081	18.586	27.393	1'47.566P		15:43'23.305
20	23.135	30.726	18.479	27.143	1'39.483	260,2	15:45'02.788
12° 92 M. SCHROETTER (1'35.311)							
Lap	Seg1	Seg2	Seg3	Seg4	Lap Time	km/h	Local Time
1							15:01'49.180
2	37.351	29.954	19.038	29.325	1'55.668P		15:03'44.848
3	23.318	27.891	18.370	26.952	1'36.531	263,4	15:05'21.379
4	23.111	27.823	18.320	26.965	1'36.219	266,7	15:06'57.598
5	23.005	27.612	18.391	26.927	1'35.935	266,0	15:08'33.533
6	22.939	27.586	18.461	27.061	1'36.047	266,7	15:10'09.580
7	25.701	29.399	18.373	27.286	1'40.759	267,3	15:11'50.339
8	22.993	27.568	18.246	26.869	1'35.676	270,0	15:13'26.015
9	22.971	27.550	18.283	26.743	1'35.547	264,1	15:15'01.562
10	22.968	30.223	20.348	15'32.214	16'45.753P	264,7	15:31'47.315
11	36.028	28.961	18.690	27.770	1'51.449P		15:33'38.764
12	22.949	27.518	18.273	26.789	1'35.529	265,4	15:35'14.293
13	22.986	27.597	18.201	26.762	1'35.546	266,7	15:36'49.839
14	23.012	29.933	20.977	28.044	1'41.966	264,7	15:38'31.805
15	23.005	27.553	18.797	33.617	1'42.972C	267,3	15:40'14.777
16	22.973	27.680	18.340	26.702	1'35.695	269,3	15:41'50.472
17	22.758	27.615	18.134	26.804	1'35.311	270,0	15:43'25.783
18	22.983	27.660	18.287	26.850	1'35.780	266,7	15:45'01.563
15° 16 J. CLUZEL (1'35.540)							
Lap	Seg1	Seg2	Seg3	Seg4	Lap Time	km/h	Local Time
1							15:00'22.828
2	35.751	28.715	18.882	28.259	1'51.607P		15:02'14.435
3	23.106	29.047	18.496	27.083	1'37.732	260,2	15:03'52.167
4	22.946	31.687	18.468	27.142	1'40.243	263,4	15:05'32.410
5	22.937	27.625	18.364	26.976	1'35.902	264,7	15:07'08.312
6	22.962	27.456	18.226	27.037	1'35.681	265,4	15:08'43.993
7	23.028	27.479	19.292	10'04.846	11'14.645P	263,4	15:19'58.638
8	40.160	29.173	19.092	27.456	1'55.881P		15:21'54.519
9	23.052	27.529	18.260	26.914	1'35.755	259,6	15:23'30.274
10	23.038	27.432	18.209	27.028	1'35.707	260,9	15:25'05.981
11	23.043	27.598	18.316	5'07.540	6'16.497P	261,5	15:31'22.478
12	38.965	28.093	18.344	26.893	1'52.295P		15:33'14.773
13	22.738	27.988	19.369	27.231	1'37.326	264,1	15:34'52.099
14	23.025	27.487	18.170	31.092	1'39.774	262,1	15:36'31.873
15	22.956	27.450	18.220	26.914	1'35.540	262,1	15:38'07.413
16	23.011	27.551	18.270	26.985	1'35.817	264,7	15:39'43.230
17	23.051	34.353	19.621	27.632	1'44.657C	264,1	15:41'27.887
18	23.155	27.692	18.347	27.075	1'36.269	260,2	15:43'04.156
19	23.280	35.623	18.766	27.430	1'45.099	260,2	15:44'49.255
20	23.164	27.764	18.337	27.006	1'36.271	262,8	15:46'25.526
16° 56 P. SEBESTYEN (1'35.674)							
Lap	Seg1	Seg2	Seg3	Seg4	Lap Time	km/h	Local Time
1							15:00'06.236
2	35.693	28.865	19.040	27.787	1'51.385P		15:01'57.621
3	23.965	28.137	18.533	27.158	1'37.793	263,4	15:03'35.414
4	23.282	32.812	18.663	27.057	1'41.814	265,4	15:05'17.228
5	23.146	27.884	18.498	27.071	1'36.599	268,0	15:06'53.827
6	23.197	27.941	18.412	26.972	1'36.522	266,0	15:08'30.349
7	22.992	28.313	18.646	28.889	1'38.840	268,0	15:10'09.189
8	23.170	34.495	18.713	4'30.575	5'46.953P	262,1	15:15'56.142
9	40.156	30.512	18.692	27.330	1'56.690P		15:17'52.832
10	23.145	27.770	18.429	27.108	1'36.452	264,7	15:19'29.284
11	23.050	27.796	18.355	27.128	1'36.329	265,4	15:21'05.613
12	23.086	31.592	18.673	27.154	1'40.505	264,1	15:22'46.118
13	23.184	27.865	18.884	7'16.723	8'26.656P	262,1	15:31'12.774
14	38.219	30.855	18.861	32.039	1'59.974P		15:33'12.748

18/11/2022 P = Pits In/Out - C = Lap Time Cancelled

These data/results cannot be reproduced, stored and/or transmitted in whole or in part by any manner of electronic, mechanical, photocopying, recording, broadcasting or otherwise now known or herein after developed without the previous express consent by the copyright owner, except for reproduction in daily press and regular printed publications on sale to the public within 60 days of the event related to those data/results and always provided that copyright symbol appears together as follows below.

© DORNA WSBK ORGANIZATION Srl 2022



Phillip Island 4.445 m

4 / 5

Grand Ridge Brewery Australian Round, 17-20 November 2022 Chronological Analysis Free Practice 2nd Session

Lap	Seg1	Seg2	Seg3	Seg4	Lap Time	km/h	Local Time
15	22.949	27.635	18.284	26.806	1'35.674	265,4	15:34'48.422
16	22.932	27.645	18.268	26.914	1'35.759	267,3	15:36'24.181
17	24.316	28.300	18.850	26.984	1'38.450	266,7	15:38'02.631
18	23.062	27.655	18.429	26.926	1'36.072	266,0	15:39'38.703
19	23.057	27.776	18.809	27.216	1'36.858C	266,0	15:41'15.561
20	23.055	27.855	18.459	27.289	1'36.658	266,7	15:42'52.219
21	23.099	27.739	18.394	27.254	1'36.486	266,7	15:44'28.705
22	23.179	27.775	19.060	27.240	1'37.254	265,4	15:46'05.959

Lap	Seg1	Seg2	Seg3	Seg4	Lap Time	km/h	Local Time
10	23.121				28.215		18.657
11	36.695	29.049	18.426	27.237	1'51.407P	264,1	15:28'24.377
12	23.152	27.872	18.202	27.076	1'36.302	263,4	15:31'52.086
13	23.043	27.965	18.178	26.834	1'36.020	262,8	15:33'28.106
14	23.068	27.745	18.168	27.043	1'36.024	264,1	15:35'04.130
15	23.118	31.296	18.655	33.541	1'46.610	262,1	15:36'50.740
16	23.151	28.395	18.368	26.907	1'36.821	264,7	15:38'27.561
17	23.090	28.536	20.439	36.076	1'48.141C	264,7	15:40'15.702
18	23.171	27.879	18.187	26.973	1'36.210	267,3	15:41'51.912
19	23.051	27.849	18.452	27.534	1'36.886	267,3	15:43'28.798
20	23.268	27.937	18.467	27.171	1'36.843	264,1	15:45'05.641

17° 10 U. ORRADRE [1'35.711]

Lap	Seg1	Seg2	Seg3	Seg4	Lap Time	km/h	Local Time
1					15:00'05.147		
2	36.653	29.982	18.822	27.590	1'53.047P		15:01'58.194
3	23.595	28.354	18.562	27.228	1'37.739	264,1	15:03'35.933
4	23.148	27.929	18.278	27.162	1'36.517	266,7	15:05'12.450
5	23.311	27.788	18.391	27.154	1'36.644	264,1	15:06'49.094
6	23.437	27.834	18.330	27.024	1'36.625	265,4	15:08'25.719
7	23.317	29.901	18.302	27.242	1'38.762	264,7	15:10'04.481
8	23.268	27.741	18.352	27.527	1'36.888	264,1	15:11'41.369
9	23.558	30.388	19.621	13'42.256	1'45.823P	260,9	15:26'37.192
10	36.140	28.105	18.440	30.744	1'53.429P		15:28'30.621
11	22.976	27.588	18.222	27.108	1'35.894	266,7	15:30'06.515
12	26.808	29.747	18.206	32.770	1'47.531	264,1	15:31'54.046
13	22.955	27.719	18.112	26.925	1'35.711	266,0	15:33'29.757
14	23.041	27.838	18.176	26.846	1'35.901	266,0	15:35'05.658
15	22.991	27.559	18.288	27.024	1'35.862	266,0	15:36'41.520
16	29.558	31.785	18.904	28.079	1'48.326	261,5	15:38'29.846
17	23.134	27.663	18.516	27.222	1'36.535C	263,4	15:40'06.381
18	23.212	27.631	18.294	26.999	1'36.136	262,8	15:41'42.517
19	23.071	27.741	18.292	27.029	1'36.133	262,8	15:43'18.650
20	23.200	28.154	18.569	27.322	1'37.245	263,4	15:44'55.895
21	23.922	38.779	19.441	28.265	1'50.407	261,5	15:46'46.302

20° 50 O. VOSTATEK [1'36.108]

Lap	Seg1	Seg2	Seg3	Seg4	Lap Time	km/h	Local Time
1					15:00'05.274		
2	36.673	29.064	19.020	28.392	1'53.149P		15:01'58.423
3	23.515	28.335	18.680	27.011	1'37.541	264,7	15:03'35.964
4	23.375	28.026	18.337	27.109	1'36.847	264,7	15:05'12.811
5	23.262	27.731	18.347	26.966	1'36.306	266,7	15:06'49.117
6	23.612	28.079	18.437	26.914	1'37.042	260,2	15:08'26.159
7	23.295	28.316	18.392	27.017	1'37.020	266,0	15:10'03.179
8	23.602	32.651	19.379	31.370	1'47.002	259,0	15:11'50.181
9	23.459	27.826	18.269	27.182	1'36.736	261,5	15:13'26.917
10	23.451	29.073	18.446	11'59.749	13'10.719P	264,1	15:26'37.636
11	35.786	28.198	18.407	30.820	1'53.211P		15:28'30.847
12	23.144	27.714	18.208	27.102	1'36.168	270,7	15:30'07.015
13	23.246	31.932	18.668	31.806	1'45.652	265,4	15:31'52.667
14	23.353	27.775	18.241	27.117	1'36.486	264,1	15:33'29.153
15	23.329	27.922	18.227	27.087	1'36.565	262,1	15:35'05.718
16	23.213	28.008	18.662	29.582	1'39.465	268,0	15:36'45.183
17	24.179	33.267	18.396	27.125	1'42.967	260,2	15:38'28.150
18	23.177	27.847	19.202	35.548	1'45.774C	264,7	15:40'13.924
19	23.377	27.696	18.252	27.177	1'36.502	259,0	15:41'50.426
20	23.141	27.778	18.110	27.079	1'36.108	262,8	15:43'26.534
21	23.263	28.401	18.395	27.016	1'37.075	266,0	15:45'03.609

18° 99 A. HUERTAS [1'35.919]

Lap	Seg1	Seg2	Seg3	Seg4	Lap Time	km/h	Local Time
1					15:00'18.744		
2	35.339	30.322	18.584	27.143	1'51.388P		15:02'10.132
3	23.081	30.774	19.301	29.204	1'42.360	264,1	15:03'52.492
4	22.998	27.982	18.188	26.824	1'35.992	267,3	15:05'28.484
5	22.920	27.834	18.238	26.927	1'35.919	267,3	15:07'04.403
6	23.124	27.954	18.153	26.952	1'36.183	264,7	15:08'40.586
7	22.933	30.312	18.540	26.952	1'38.737	266,7	15:10'19.323
8	22.984	27.997	18.387	27.063	1'36.431	266,0	15:11'55.754
9	23.213	28.102	18.324	8'07.543	9'17.182P	264,1	15:21'12.936
10	35.947	28.260	18.488	27.659	1'50.354P		15:23'03.290
11	23.185	27.917	18.309	27.070	1'36.481	263,4	15:24'39.771
12	23.181	28.056	18.318	27.102	1'36.657	262,8	15:26'16.428
13	23.962	29.205	18.191	27.038	1'38.396	264,1	15:27'54.824
14	23.761	29.956	18.380	27.455	1'39.552	268,0	15:29'34.376
15	23.047	29.848	18.199	27.154	1'38.248	264,7	15:31'12.624
16	25.439	28.894	18.603	5'32.305	6'45.241P	260,9	15:37'57.865

21° 69 T. BOOTH-AMOS [1'36.294]

Lap	Seg1	Seg2	Seg3	Seg4	Lap Time	km/h	Local Time
1					15:00'12.260		
2	41.591	30.044	18.954	28.547	1'59.136P		15:02'11.396
3	23.600	27.989	18.649	27.314	1'37.552	259,6	15:03'48.948
4	23.591	29.269	18.648	27.139	1'38.647	262,1	15:05'27.595
5	23.644	28.159	18.548	26.832	1'37.183	261,5	15:07'04.778
6	23.291	27.873	18.442	27.054	1'36.660	268,0	15:08'41.438
7	23.322	28.726	18.669	6'02.191	7'12.908P	262,8	15:15'54.346
8	40.306	30.335	19.072	29.185	1'58.898P		15:17'53.244
9	23.411	28.248	18.508	27.680	1'37.847	262,8	15:19'31.091
10	23.530	28.028	18.524	3'50.316	5'00.398P	259,0	15:24'31.489
11	36.492	30.344	19.962	30.606	1'57.404P		15:26'28.893
12	24.082	28.040	18.780	27.569	1'38.471	260,2	15:28'07.364
13	23.533	28.001	18.677	27.512	1'37.723	259,6	15:29'45.087
14	23.561	33.765	19.503	7'27.270	8'44.099P	259,0	15:38'29.186
15	36.835	29.738	18.609	27.178	1'52.360CP		15:40'21.546
16	23.137	27.863	18.329	26.965	1'36.294	262,8	15:41'57.840
17	23.096	27.916	18.455	27.318	1'36.785	262,1	15:43'34.625
18	23.171	27.663	18.364	27.206	1'36.404	259,6	15:45'11.029

19° 91 L. BERNARDI [1'36.020]

Lap	Seg1	Seg2	Seg3	Seg4	Lap Time	km/h	Local Time
1					15:01'20.870		
2	51.335	32.567	19.333	28.442	2'11.677P		15:03'32.547
3	23.649	28.561	18.541	27.548	1'38.299	256,5	15:05'10.846
4	23.435	28.147	18.426	27.152	1'37.160	261,5	15:06'48.006
5	23.362	28.165	18.440	27.193	1'37.160	261,5	15:08'25.166
6	23.515	33.399	18.699	29.608	1'45.221	260,2	15:10'10.387
7	25.038	29.617	18.421	27.314	1'40.390	266,7	15:11'50.777
8	23.270	28.044	18.441	27.067	1'36.822	269,3	15:13'27.599
9	23.435	28.153	18.350	27.059	1'36.997	260,2	15:15'04.596

22° 9 S. JESPERSEN [1'36.357]

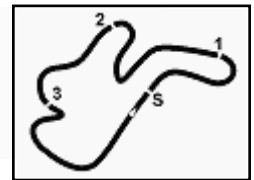
Lap	Seg1	Seg2	Seg3	Seg4	Lap Time	km/h	Local Time
1					15:00'54.505		
2	39.155	29.524	18.737	27.467	1'54.883P		15:02'49.388
3	23.342	27.842	18.271	27.334	1'36.789	266,7	15:04'26.177
4	23.285	27.857	18.402	27.781	1'37.325	268,0	15:06'03.502

18/11/2022 P = Pits In/Out - C = Lap Time Cancelled

These data/results cannot be reproduced, stored and/or transmitted in whole or in part by any manner of electronic, mechanical, photocopying, recording, broadcasting or otherwise now known or herein after developed without the previous express consent by the copyright owner, except for reproduction in daily press and regular printed publications on sale to the public within 60 days of the event related to those data/results and always provided that copyright symbol appears together as follows below.

© DORNA WSBK ORGANIZATION Srl 2022





Phillip Island 4.445 m

Grand Ridge Brewery Australian Round, 17-20 November 2022
Chronological Analysis Free Practice 2nd Session

5 / 5

5	23.809	30.211	18.529	4'24.740	5'37.289P	261,5	15:11'40.791	20	23.825	32.226	19.468	28.893	1'44.412	260,2	15:43'04.547
6	36.682	28.092	18.336	32.050	1'55.160P		15:13'35.951	21	23.363	31.742	19.195	27.854	1'42.154	264,1	15:44'46.701
7	23.356	27.892	18.584	27.393	1'37.225	262,8	15:15'13.176	22	23.510	28.245	18.751	27.530	1'38.036	262,8	15:46'24.737
8	23.271	27.896	18.316	27.255	1'36.738	264,1	15:16'49.914								
9	23.292	28.836	18.436	27.462	1'38.026	264,1	15:18'27.940								
10	23.352	27.851	18.371	27.500	1'37.074	264,1	15:20'05.014								
11	25.274	29.349	18.860	9'14.416	10'27.899P	262,8	15:30'32.913								
12	35.745	28.585	18.596	28.760	1'51.686P		15:32'24.599								
13	23.424	27.711	18.235	27.384	1'36.754	259,6	15:34'01.353								
14	23.288	27.863	18.449	27.279	1'36.879	264,1	15:35'38.232								
15	24.673	28.136	18.356	27.436	1'38.601	264,1	15:37'16.833								
16	23.312	27.899	18.378	27.310	1'36.899	262,8	15:38'53.732								
17	23.521	32.915	18.620	30.022	1'45.078C	262,8	15:40'38.810								
18	23.264	27.796	18.400	27.375	1'36.835	266,0	15:42'15.645								
19	23.015	27.751	18.289	27.302	1'36.357	266,7	15:43'52.002								
20	23.277	27.837	18.421	27.413	1'36.948	264,7	15:45'28.950								

23° 28 G. VAN STRAALEN [1'36.641]

Lap	Seg.1	Seg.2	Seg.3	Seg.4	Lap Time	km/h	Local Time
1							15:00'27.129
2	36.846	29.043	19.456	28.512	1'53.857P		15:02'20.986
3	24.211	28.329	18.824	27.552	1'38.916	258,4	15:03'59.902
4	23.485	28.080	18.815	27.509	1'37.889	262,8	15:05'37.791
5	23.076	28.140	18.644	27.531	1'37.391	261,5	15:07'15.182
6	23.323	29.682	19.043	27.775	1'39.823	260,2	15:08'55.005
7	23.175	28.741	18.708	27.515	1'38.139	260,2	15:10'33.144
8	23.265	28.013	18.578	27.479	1'37.335	260,2	15:12'10.479
9	23.322	27.952	18.699	27.485	1'37.458	261,5	15:13'47.937
10	23.443	31.178	18.739	4'54.819	6'08.179P	259,0	15:19'56.116
11	38.138	28.720	18.782	27.591	1'53.231P		15:21'49.347
12	23.205	32.935	18.524	27.155	1'41.819	260,2	15:23'31.166
13	23.174	28.360	18.789	27.175	1'37.498	265,4	15:25'08.664
14	23.083	27.876	18.615	27.322	1'36.896	265,4	15:26'45.560
15	23.310	27.890	18.530	27.392	1'37.122	263,4	15:28'22.682
16	23.252	28.166	18.667	6'02.002	7'12.087P	262,8	15:35'34.769
17	37.219	28.604	18.642	27.412	1'51.877P		15:37'26.646
18	23.357	28.035	18.581	27.377	1'37.350	263,4	15:39'03.996
19	23.103	27.832	19.442	28.476	1'38.853C	260,9	15:40'42.849
20	23.055	27.894	18.389	27.303	1'36.641	266,0	15:42'19.490
21	23.214	28.135	18.621	27.178	1'37.148	263,4	15:43'56.638
22	23.042	27.727	18.717	27.397	1'36.883	262,8	15:45'33.521

24° 24 L. TACCINI [1'37.132]

Lap	Seg.1	Seg.2	Seg.3	Seg.4	Lap Time	km/h	Local Time
1							15:00'05.325
2	36.437	28.862	18.898	28.051	1'52.248P		15:01'57.573
3	23.895	28.520	18.566	27.359	1'38.340	261,5	15:03'35.913
4	23.648	28.319	18.479	27.297	1'37.743	262,1	15:05'13.656
5	23.412	28.336	18.587	27.639	1'37.974	264,1	15:06'51.630
6	23.365	28.158	18.576	27.508	1'37.607	267,3	15:08'29.237
7	23.597	29.483	18.609	28.608	1'40.297	264,1	15:10'09.534
8	23.372	28.853	19.191	11'13.279	12'24.695P	264,7	15:22'34.229
9	38.281	28.795	18.934	28.393	1'54.403P		15:24'28.632
10	23.935	28.602	18.768	27.851	1'39.156	259,0	15:26'07.788
11	23.892	31.757	19.787	31.070	1'46.506	259,6	15:27'54.294
12	23.872	30.661	18.449	27.195	1'40.177	260,2	15:29'34.471
13	23.212	30.014	18.576	27.658	1'39.460	271,4	15:31'13.931
14	23.884	28.896	18.620	27.791	1'39.191	260,9	15:32'53.122
15	24.704	29.937	18.852	27.631	1'41.124	260,2	15:34'34.246
16	23.783	31.459	19.648	32.761	1'47.651	259,6	15:36'21.897
17	24.609	29.818	19.023	27.244	1'40.694	254,7	15:38'02.591
18	23.417	27.925	18.437	27.353	1'37.132	262,1	15:39'39.723
19	23.238	30.589	18.917	27.668	1'40.412C	264,7	15:41'20.135

18/11/2022 P = Pits In/Out - C = Lap Time Cancelled

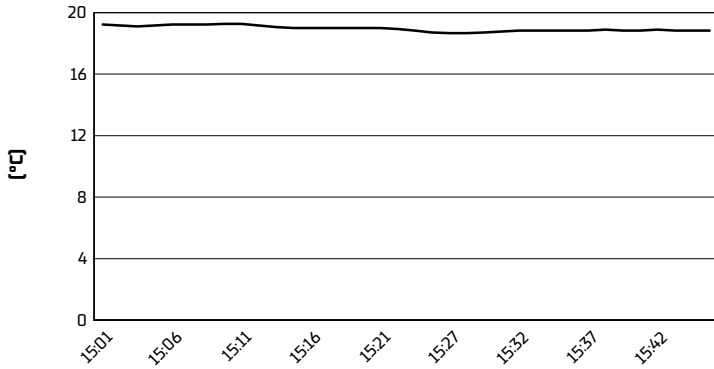
These data/results cannot be reproduced, stored and/or transmitted in whole or in part by any manner of electronic, mechanical, photocopying, recording, broadcasting or otherwise now known or herein after developed without the previous express consent by the copyright owner, except for reproduction in daily press and regular printed publications on sale to the public within 60 days of the event related to those data/results and always provided that copyright symbol appears together as follows below.

© DORNA WSBK ORGANIZATION Srl 2022

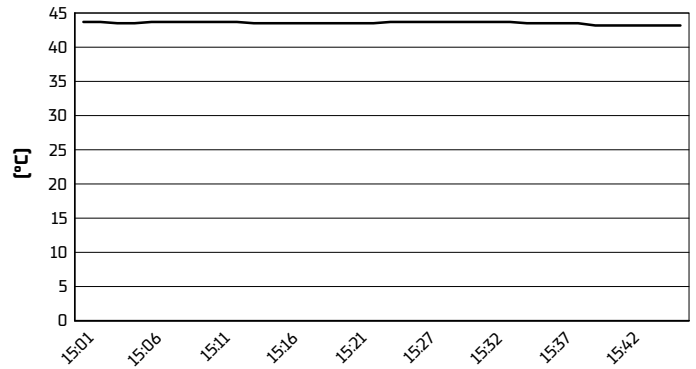


Grand Ridge Brewery Australian Round, 17-20 November 2022
Weather Report Free Practice 2nd Session
Session started 15:00 - Session ended 15:47

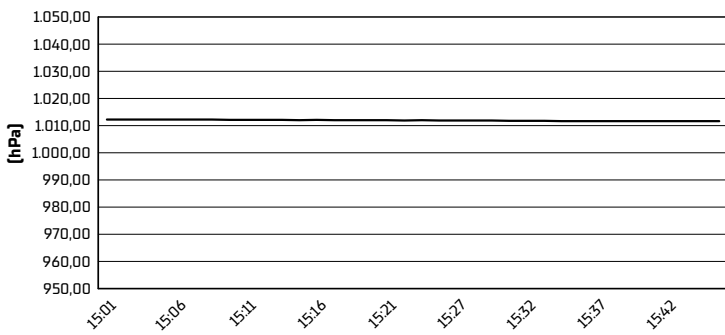
Air Temperature



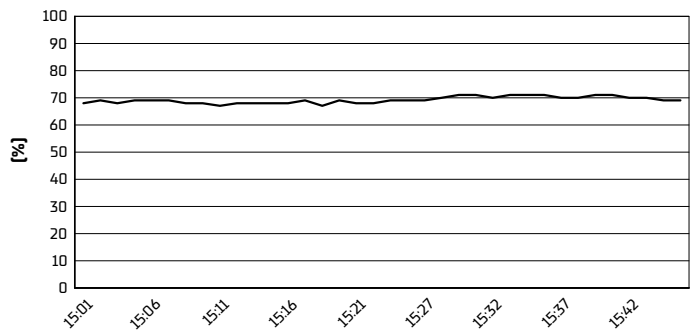
Track Temperature



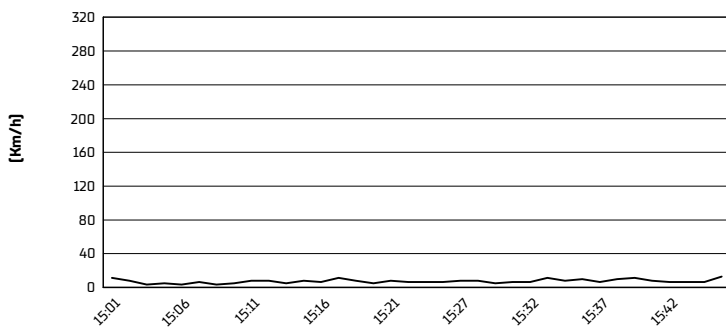
Air Pressure



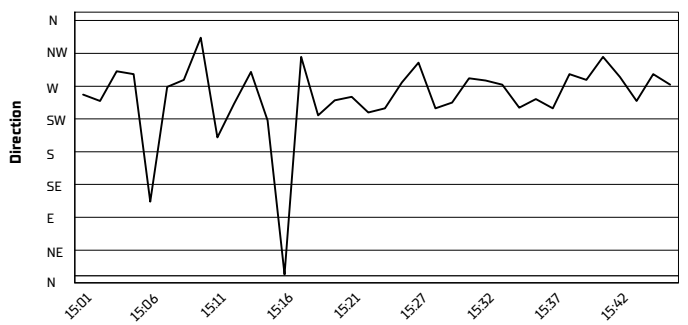
Humidity



Wind Speed



Wind Direction



18/11/2022

These data/results cannot be reproduced, stored and/or transmitted in whole or in part by any manner of electronic, mechanical, photocopying, recording, broadcasting or otherwise now known or herein after developed without the previous express consent by the copyright owner, except for reproduction in daily press and regular printed publications on sale to the public within 60 days of the event related to those data/results and always provided that copyright symbol appears together as follows below.

© DORNA WSBK ORGANIZATION Srl 2022