
Grand Ridge Brewery Australian Round, 17-20 November 2022
Results Tissot Superpole

No.	Rider	Nat	Team	Bike	Time	Gap	Rel.	Laps	Speed	
									Avg	Max
1	64 F. CARICASULO	ITA	Althea Racing	Ducati Panigale V2	1'37.161			9	164,696	276,2
2	11 N. BULEGA	ITA	Aruba.it Racing WorldSSP Team	Ducati Panigale V2	1'37.161		0.000	9	164,696	280,5
3	55 Y. MONTELLA	ITA	Kawasaki Puccetti Racing	Kawasaki ZX-6R	1'37.314	0.153	0.153	10	164,437	275,5
4	77 D. AEGERTER	SUI	Ten Kate Racing Yamaha	Yamaha YZF R6	1'37.381	0.220	0.067	10	164,324	270,0
5	7 L. BALDASSARRI	ITA	Evan Bros.WorldSSP Yamaha Team	Yamaha YZF R6	1'37.646	0.485	0.265	11	163,878	271,4
6	92 M. SCHROETTER	GER	MV Agusta Reparto Corse	MV Agusta F3 800 RR	1'37.758	0.597	0.112	9	163,690	276,9
7	61 C. ONCU	TUR	Kawasaki Puccetti Racing	Kawasaki ZX-6R	1'38.018	0.857	0.260	9	163,256	274,1
8	3 R. DE ROSA	ITA	Orelac Racing Verdatura WorldSSP	Ducati Panigale V2	1'38.226	1.065	0.208	9	162,910	270,7
9	9 S. JESPERSEN	DEN	Kallio Racing	Yamaha YZF R6	1'38.351	1.190	0.125	10	162,703	270,7
10	66 N. TUULI	FIN	MV Agusta Reparto Corse	MV Agusta F3 800 RR	1'38.625	1.464	0.274	10	162,251	272,0
11	38 H. SOOMER	EST	Dynavolt Triumph	Triumph Street Triple RS	1'38.798	1.637	0.173	10	161,967	276,9
12	62 S. MANZI	ITA	Dynavolt Triumph	Triumph Street Triple RS	1'38.814	1.653	0.016	10	161,941	272,0
13	99 A. HUERTAS	ESP	MTM Kawasaki	Kawasaki ZX-6R	1'38.882	1.721	0.068	9	161,829	268,0
14	32 O. BAYLISS	AUS	BARNI Spark Racing Team	Ducati Panigale V2	1'38.893	1.732	0.011	9	161,811	274,8
15	28 G. VAN STRAALEN	NED	EAB Racing Team	Yamaha YZF R6	1'39.166	2.005	0.273	9	161,366	266,0
16	16 J. CLUZEL	FRA	GMT94 Yamaha	Yamaha YZF R6	1'39.328	2.167	0.162	11	161,103	267,3
17	56 P. SEBESTYEN	HUN	Evan Bros.WorldSSP Yamaha Team	Yamaha YZF R6	1'40.211	3.050	0.883	11	159,683	267,3
18	24 L. TACCINI	ITA	Ten Kate Racing Yamaha	Yamaha YZF R6	1'40.414	3.253	0.203	10	159,360	270,7
19	69 T. BOOTH-AMOS	GBR	Motozoo Racing by Puccetti	Kawasaki ZX-6R	1'41.384	4.223	0.970	10	157,836	266,0
20	50 O. VOSTATEK	CZE	MS Racing Yamaha WorldSSP	Yamaha YZF R6	1'41.528	4.367	0.144	10	157,612	264,7
21	94 A. VERDOIA	FRA	GMT94 Yamaha	Yamaha YZF R6	1'41.670	4.509	0.142	9	157,392	268,0
----- Not Qualified -----										
NQ	10 U. ORRADRE	ESP	MS Racing Yamaha WorldSSP	Yamaha YZF R6	1'42.052	4.891	0.382	10	156,802	268,7
NQ	91 L. BERNARDI	SMR	CM Racing	Ducati Panigale V2	1'42.866	5.705	0.814	9	155,562	269,3
NQ	25 M. BRENNER	SUI	VFT Racing	Yamaha YZF R6	1'43.036	5.875	0.170	7	155,305	264,7

Qualifying Lap Time [105% of 1'37.161]: 1'42.020

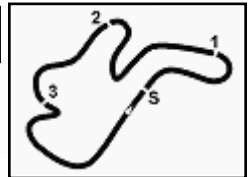
AIR	Humidity:	69%	Temp:	19°C
TRACK	Condition:	Wet	Temp:	20°C

Records	Pole	(SP)	2020	A.Locatelli	1'32.176	173,600	Km/h
	Race	(RC)	2018	S.Cortese	1'33.072	171,930	Km/h
	All Times	(SP)	2020	A.Locatelli	1'32.176	173,600	Km/h

Start	End	The results are provisional until the end of the time limit for protests and appeals and the completion of the technical checks.
19/11/2022	12:25	12:58

These data/results cannot be reproduced, stored and/or transmitted in whole or in part by any manner of electronic, mechanical, photocopying, recording, broadcasting or otherwise now known or herein after developed without the previous express consent by the copyright owner, except for reproduction in daily press and regular printed publications on sale to the public within 60 days of the event related to those data/results and always provided that copyright symbol appears together as follows below.

© DORNA WSBK ORGANIZATION Srl 2022



Grand Ridge Brewery Australian Round, 17-20 November 2022
Results Tissot Superpole

Session Highlights

Local Time	No. Rider	Description
12.25.00		Start
12.42.58	32 D. BAYLISS	On Asphalt - Re-Joined - Turn 4
12.44.00	77 D. AEGERTER	On the Gravel - Re-Joined - Turn 6
12.46.33	66 N. TUULI	Lap Cancelled [1'40.943] - Exceeded Track Limits - Turn 12
12.56.16	56 P. SEBESTYEN	Lap Cancelled [1'41.215] - Yellow Flag - Turn 6
12.57.12	3 R. DE ROSA	Lap Cancelled [1'37.342] - Yellow Flag - Turn 6
12.57.17	28 G. VAN STRAALEN	Lap Cancelled [1'38.207] - Yellow Flag - Turn 6
12.58.25		End Of Session

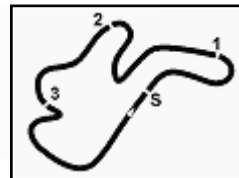
Fastest Laps Sequence

No.	Rider	Nat	Team	Bike	Local Time	Time	Gap	Avg
55	Y. MONTELLA	ITA	Kawasaki Puccetti Racing	Kawasaki ZX-6R	12:29'06.226	1'51.731		143,219
10	U. ORRADRE	ESP	MS Racing Yamaha WorldSSP	Yamaha YZF R6	12:29'06.371	1'50.376	-1.355	144,977
38	H. SOOMER	EST	Dynavolt Triumph	Triumph Street Triple RS	12:29'07.843	1'47.819	-2.557	148,415
64	F. CARICASULO	ITA	Althea Racing	Ducati Panigale V2	12:29'44.240	1'47.645	-0.174	148,655
38	H. SOOMER	EST	Dynavolt Triumph	Triumph Street Triple RS	12:30'55.225	1'47.382	-0.263	149,019
69	T. BOOTH-AMOS	GBR	Motozoo Racing by Puccetti	Kawasaki ZX-6R	12:30'55.368	1'47.212	-0.170	149,256
64	F. CARICASULO	ITA	Althea Racing	Ducati Panigale V2	12:31'29.677	1'45.437	-1.775	151,768
77	D. AEGERTER	SUI	Ten Kate Racing Yamaha	Yamaha YZF R6	12:33'10.862	1'43.216	-2.221	155,034
77	D. AEGERTER	SUI	Ten Kate Racing Yamaha	Yamaha YZF R6	12:34'51.346	1'40.484	-2.732	159,249
77	D. AEGERTER	SUI	Ten Kate Racing Yamaha	Yamaha YZF R6	12:36'30.341	1'38.995	-1.489	161,645
77	D. AEGERTER	SUI	Ten Kate Racing Yamaha	Yamaha YZF R6	12:39'47.685	1'38.253	-0.742	162,865
77	D. AEGERTER	SUI	Ten Kate Racing Yamaha	Yamaha YZF R6	12:41'25.608	1'37.923	-0.330	163,414
77	D. AEGERTER	SUI	Ten Kate Racing Yamaha	Yamaha YZF R6	12:43'02.989	1'37.381	-0.542	164,324
64	F. CARICASULO	ITA	Althea Racing	Ducati Panigale V2	12:45'49.503	1'37.161	-0.220	164,696
11	N. BULEGA	ITA	Aruba.it Racing WorldSSP Team	Ducati Panigale V2	12:46'03.562	1'37.161		164,696

Start 12:25 End 12:58 The results are provisional until the end of the time limit for protests and appeals and the completion of the technical checks.

These data/results cannot be reproduced, stored and/or transmitted in whole or in part by any manner of electronic, mechanical, photocopying, recording, broadcasting or otherwise now known or herein after developed without the previous express consent by the copyright owner, except for reproduction in daily press and regular printed publications on sale to the public within 60 days of the event related to those data/results and always provided that copyright symbol appears together as follows below.

© DORNA WSBK ORGANIZATION Srl 2022



Phillip Island 4.445 m

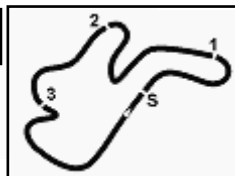
Grand Ridge Brewery Australian Round, 17-20 November 2022

Starting Grid - Race 1 (18 Laps x 4,445 km = 80,010 km)

1	1	64 CARICASULO F. Ducati 1'37.161	2	11 BULEGA N. Ducati 1'37.161	3	55 MONTELLA Y. Kawasaki 1'37.314
2	4	77 AEGERTER D. Yamaha 1'37.381	5	7 BALDASSARRI L. Yamaha 1'37.646	6	92 SCHROETTER M. MV Agusta 1'37.758
3	7	61 ONCU C. Kawasaki 1'38.018	8	3 DE ROSA R. Ducati 1'38.226	9	9 JESPERSEN S. Yamaha 1'38.351
4	10	66 TUULI N. MV Agusta 1'38.625	11	38 SOOMER H. Triumph 1'38.798	12	62 MANZI S. Triumph 1'38.814
5	13	99 HUERTAS A. Kawasaki 1'38.882	14	32 BAYLISS O. Ducati 1'38.893	15	28 VAN STRAALEN G. Yamaha 1'39.166
6	16	16 CLUZEL J. Yamaha 1'39.328	17	56 SEBESTYEN P. Yamaha 1'40.211	18	24 TACCINI L. Yamaha 1'40.414
7	19	69 BOOTH-AMOS T. Kawasaki 1'41.384	20	50 VOSTATEK O. Yamaha 1'41.528	21	94 VERDOIA A. Yamaha 1'41.670
8	22	10 ORRADRE U. Yamaha 1'42.052	23	91 BERNARDI L. Ducati 1'42.866	24	25 BRENNER M. Yamaha 1'43.036

19/11/2022 The Race Director

These data/results cannot be reproduced, stored and/or transmitted in whole or in part by any manner of electronic, mechanical, photocopying, recording, broadcasting or otherwise now known or herein after developed without the previous express consent by the copyright owner, except for reproduction in daily press and regular printed publications on sale to the public within 60 days of the event related to those data/results and always provided that copyright symbol appears together as follows below. © DORNA WSBK ORGANIZATION Srl 2022



Grand Ridge Brewery Australian Round, 17-20 November 2022
Best Sectors & Speed Tissot Superpole

BEST LAP			
1	11	N. BULEGA	Ducati Panigale V2 1'37.161
2	64	F. CARICASULO	Ducati Panigale V2 1'37.161
3	55	Y. MONTELLA	Kawasaki ZX-6R 1'37.314
4	77	D. AEGERTER	Yamaha YZF R6 1'37.381
5	7	L. BALDASSARRI	Yamaha YZF R6 1'37.646
6	92	M. SCHROETTER	MV Agusta F3 800 RR 1'37.758
7	61	C. ONCU	Kawasaki ZX-6R 1'38.018
8	3	R. DE ROSA	Ducati Panigale V2 1'38.226
9	9	S. JESPERSEN	Yamaha YZF R6 1'38.351
10	66	N. TUULI	MV Agusta F3 800 RR 1'38.625
11	38	H. SOOMER	Triumph Street Triple RS 1'38.798
12	62	S. MANZI	Triumph Street Triple RS 1'38.814
13	99	A. HUERTAS	Kawasaki ZX-6R 1'38.882
14	32	D. BAYLISS	Ducati Panigale V2 1'38.893
15	28	G. VAN STRAALLEN	Yamaha YZF R6 1'39.166
16	16	J. CLUZEL	Yamaha YZF R6 1'39.328
17	56	P. SEBESTYEN	Yamaha YZF R6 1'40.211
18	24	L. TACCINI	Yamaha YZF R6 1'40.414
19	69	T. BOOTH-AMOS	Kawasaki ZX-6R 1'41.384
20	50	D. VOSTATEK	Yamaha YZF R6 1'41.528
21	94	A. VERDOIA	Yamaha YZF R6 1'41.670
22	10	U. ORRADRE	Yamaha YZF R6 1'42.052
23	91	L. BERNARDI	Ducati Panigale V2 1'42.866
24	25	M. BRENNER	Yamaha YZF R6 1'43.036

SPEED			
1	11	N. BULEGA	Ducati Panigale V2 280,5
2	38	H. SOOMER	Triumph Street Triple RS 276,9
3	92	M. SCHROETTER	MV Agusta F3 800 RR 276,9
4	64	F. CARICASULO	Ducati Panigale V2 276,2
5	55	Y. MONTELLA	Kawasaki ZX-6R 275,5
6	32	D. BAYLISS	Ducati Panigale V2 274,8
7	61	C. ONCU	Kawasaki ZX-6R 274,1
8	62	S. MANZI	Triumph Street Triple RS 272,0
9	66	N. TUULI	MV Agusta F3 800 RR 272,0
10	7	L. BALDASSARRI	Yamaha YZF R6 271,4
11	9	S. JESPERSEN	Yamaha YZF R6 270,7
12	3	R. DE ROSA	Ducati Panigale V2 270,7
13	24	L. TACCINI	Yamaha YZF R6 270,7
14	77	D. AEGERTER	Yamaha YZF R6 270,0
15	91	L. BERNARDI	Ducati Panigale V2 269,3
16	10	U. ORRADRE	Yamaha YZF R6 268,7
17	94	A. VERDOIA	Yamaha YZF R6 268,0
18	99	A. HUERTAS	Kawasaki ZX-6R 268,0
19	16	J. CLUZEL	Yamaha YZF R6 267,3
20	56	P. SEBESTYEN	Yamaha YZF R6 267,3
21	28	G. VAN STRAALLEN	Yamaha YZF R6 266,0
22	69	T. BOOTH-AMOS	Kawasaki ZX-6R 266,0
23	25	M. BRENNER	Yamaha YZF R6 264,7
24	50	D. VOSTATEK	Yamaha YZF R6 264,7

SEG. 1		
1	55	Y. MONTELLA 23.044
2	92	M. SCHROETTER 23.089
3	77	D. AEGERTER 23.115
4	64	F. CARICASULO 23.314
5	3	R. DE ROSA 23.355
6	11	N. BULEGA 23.422
7	61	C. ONCU 23.449
8	38	H. SOOMER 23.464
9	7	L. BALDASSARRI 23.543
10	28	G. VAN STRAALLEN 23.559
11	9	S. JESPERSEN 23.621
12	32	D. BAYLISS 23.683
13	99	A. HUERTAS 23.716
14	66	N. TUULI 23.743
15	62	S. MANZI 23.802
16	24	L. TACCINI 23.831
17	16	J. CLUZEL 23.898
18	94	A. VERDOIA 24.154
19	56	P. SEBESTYEN 24.265
20	25	M. BRENNER 24.536
21	69	T. BOOTH-AMOS 24.605
22	91	L. BERNARDI 24.717
23	10	U. ORRADRE 24.767
24	50	D. VOSTATEK 24.788

SEG. 2		
1	11	N. BULEGA 27.876
2	66	N. TUULI 28.109
3	7	L. BALDASSARRI 28.127
4	77	D. AEGERTER 28.145
5	3	R. DE ROSA 28.165
6	28	G. VAN STRAALLEN 28.195
7	55	Y. MONTELLA 28.240
8	61	C. ONCU 28.258
9	92	M. SCHROETTER 28.358
10	38	H. SOOMER 28.377
11	64	F. CARICASULO 28.396
12	9	S. JESPERSEN 28.407
13	62	S. MANZI 28.451
14	99	A. HUERTAS 28.526
15	16	J. CLUZEL 28.651
16	32	D. BAYLISS 28.669
17	24	L. TACCINI 28.812
18	56	P. SEBESTYEN 28.862
19	10	U. ORRADRE 29.041
20	50	D. VOSTATEK 29.081
21	69	T. BOOTH-AMOS 29.247
22	94	A. VERDOIA 29.415
23	25	M. BRENNER 29.805
24	91	L. BERNARDI 29.918

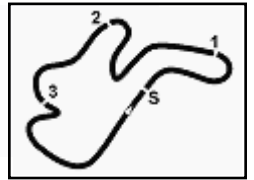
SEG. 3		
1	7	L. BALDASSARRI 18.607
2	77	D. AEGERTER 18.665
3	3	R. DE ROSA 18.675
4	66	N. TUULI 18.680
5	64	F. CARICASULO 18.698
6	55	Y. MONTELLA 18.708
7	11	N. BULEGA 18.741
8	92	M. SCHROETTER 18.829
9	9	S. JESPERSEN 18.906
10	99	A. HUERTAS 18.941
11	38	H. SOOMER 18.978
12	28	G. VAN STRAALLEN 19.031
13	16	J. CLUZEL 19.034
14	61	C. ONCU 19.121
15	32	D. BAYLISS 19.161
16	24	L. TACCINI 19.178
17	62	S. MANZI 19.202
18	56	P. SEBESTYEN 19.255
19	10	U. ORRADRE 19.407
20	94	A. VERDOIA 19.472
21	50	D. VOSTATEK 19.476
22	91	L. BERNARDI 19.501
23	69	T. BOOTH-AMOS 19.533
24	25	M. BRENNER 20.281

SEG. 4		
1	61	C. ONCU 26.862
2	64	F. CARICASULO 26.978
3	11	N. BULEGA 27.051
4	92	M. SCHROETTER 27.058
5	55	Y. MONTELLA 27.268
6	38	H. SOOMER 27.290
7	3	R. DE ROSA 27.313
8	62	S. MANZI 27.359
9	7	L. BALDASSARRI 27.369
10	32	D. BAYLISS 27.380
11	9	S. JESPERSEN 27.417
12	77	D. AEGERTER 27.456
13	66	N. TUULI 27.519
14	28	G. VAN STRAALLEN 27.623
15	99	A. HUERTAS 27.699
16	16	J. CLUZEL 27.745
17	56	P. SEBESTYEN 27.829
18	69	T. BOOTH-AMOS 27.999
19	50	D. VOSTATEK 28.183
20	10	U. ORRADRE 28.262
21	94	A. VERDOIA 28.335
22	25	M. BRENNER 28.414
23	24	L. TACCINI 28.425
24	91	L. BERNARDI 28.719

19/11/2022

These data/results cannot be reproduced, stored and/or transmitted in whole or in part by any manner of electronic, mechanical, photocopying, recording, broadcasting or otherwise now known or herein after developed without the previous express consent by the copyright owner, except for reproduction in daily press and regular printed publications on sale to the public within 60 days of the event related to those data/results and always provided that copyright symbol appears together as follows below.

© DORNA WSBK ORGANIZATION Srl 2022



Phillip Island 4.445 m

Grand Ridge Brewery Australian Round, 17-20 November 2022
Ideal Times Tissot Superpole

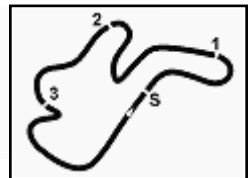
No. Rider	Nat	Bike	Seg. 1	Seg. 2	Seg. 3	Seg. 4	Ideal Time	Pos.	Diff.		
			Diff. 1	Diff. 2	Diff. 3	Diff. 4					
1	11 N. BULEGA	ITA	Ducati Panigale V2	23.422	27.876	18.741 +0.071	27.051	1'37.090 1'37.161	1	0.071	
2	55 Y. MONTELLA	ITA	Kawasaki ZX-6R	23.044	28.240	18.708 +0.054	27.268	1'37.260 1'37.314	3	0.054	
3	92 M. SCHROETTER	GER	MV Agusta F3 800 RR	23.089 +0.424	28.358	18.829	27.058	1'37.334 1'37.758	6	0.424	
4	77 D. AEGERTER	SUI	Yamaha YZF R6	23.115	28.145	18.665	27.456	1'37.381 1'37.381	4		
5	3 R. DE ROSA	ITA	Ducati Panigale V2	23.355 +0.306	28.165 +0.197	18.675 +0.215	27.313	1'37.508 1'38.226	8	0.718	
6	7 L. BALDASSARRI	ITA	Yamaha YZF R6	23.543	28.127	18.607	27.369	1'37.646 1'37.646	5		
7	61 C. ONCU	TUR	Kawasaki ZX-6R	23.449	28.258	19.121 +0.285	26.862 +0.043	1'37.690 1'38.018	7	0.328	
8	66 N. TUULI	FIN	MV Agusta F3 800 RR	23.743	28.109 +0.153	18.680 +0.208	27.519 +0.213	1'38.051 1'38.625	10	0.574	
9	38 H. SOOMER	EST	Triumph Street Triple RS	23.464 +0.402	28.377 +0.287	18.978	27.290	1'38.109 1'38.798	11	0.689	
10	9 S. JESPERSEN	DEN	Yamaha YZF R6	23.621	28.407	18.906	27.417	1'38.351 1'38.351	9		
11	28 G. VAN STRAALEN	NED	Yamaha YZF R6	23.559 +0.349	28.195 +0.286	19.031 +0.123	27.623	1'38.408 1'39.166	15	0.758	
12	62 S. MANZI	ITA	Triumph Street Triple RS	23.802	28.451	19.202	27.359	1'38.814 1'38.814	12		
13	99 A. HUERTAS	ESP	Kawasaki ZX-6R	23.716	28.526	18.941	27.699	1'38.882 1'38.882	13		
14	32 D. BAYLISS	AUS	Ducati Panigale V2	23.683	28.669	19.161	27.380	1'38.893 1'38.893	14		
15	16 J. CLUZEL	FRA	Yamaha YZF R6	23.898	28.651	19.034	27.745	1'39.328 1'39.328	16		
16	56 P. SEBESTYEN	HUN	Yamaha YZF R6	24.265	28.862	19.255	27.829	1'40.211 1'40.211	17		
17	24 L. TACCINI	ITA	Yamaha YZF R6	23.831	28.812	19.178	28.425 +0.168	1'40.246 1'40.414	18	0.168	
18	94 A. VERDOIA	FRA	Yamaha YZF R6	24.154 +0.117	29.415	19.472	28.335 +0.177	1'41.376 1'41.670	21	0.294	
19	69 T. BOOTH-AMOS	GBR	Kawasaki ZX-6R	24.605	29.247	19.533	27.999	1'41.384 1'41.384	19		
20	10 U. ORRADRE	ESP	Yamaha YZF R6	24.767 +0.575	29.041	19.407	28.262	1'41.477 1'42.052	22	0.575	
21	50 D. VOSTATEK	CZE	Yamaha YZF R6	24.788	29.081	19.476	28.183	1'41.528 1'41.528	20		
22	91 L. BERNARDI	SMR	Ducati Panigale V2	24.717	29.918 +0.011	19.501	28.719	1'42.855 1'42.866	23	0.011	
23	25 M. BRENNER	SUI	Yamaha YZF R6	24.536	29.805	20.281	28.414	1'43.036 1'43.036	24		
	64 F. CARICASULO	ITA	Ducati Panigale V2	One or more sectors missing					1'37.161		
Overall Ideal Time				23.044	27.876	18.607	26.862	1'36.389			

19/11/2022

These data/results cannot be reproduced, stored and/or transmitted in whole or in part by any manner of electronic, mechanical, photocopying, recording, broadcasting or otherwise now known or herein after developed without the previous express consent by the copyright owner, except for reproduction in daily press and regular printed publications on sale to the public within 60 days of the event related to those data/results and always provided that copyright symbol appears together as follows below.

© DORNA WSBK ORGANIZATION Srl 2022

FIGR PERUGIA TIMING

Phillip Island 4.445 m

1 / 3

Grand Ridge Brewery Australian Round, 17-20 November 2022

Chronological Analysis Tissot Superpole

1° 64 F. CARICASULO [1'37.161]							
Lap	Seg1	Seg2	Seg3	Seg4	Lap Time	km/h	Local Time
1							12:25'52.358
2	39.697	33.191	21.763	29.586	2'04.237P		12:27'56.595
3	25.948	31.486	20.833	29.378	1'47.645	268,0	12:29'44.240
4	25.568	30.417	20.315	29.137	1'45.437	267,3	12:31'29.677
5	26.010	31.169	21.191	4'25.574	5'43.944P	269,3	12:37'13.621
6	38.977	30.682	19.901	28.526	1'58.086P		12:39'11.707
7	24.406	29.460	19.353	27.480	1'40.699	272,0	12:40'52.406
8	23.866	28.862	19.702	30.053	1'42.483	273,4	12:42'34.889
9	23.381	28.396	18.698	26.978	1'37.453	276,2	12:44'12.342
10	23.314	28.110	18.593	27.144	1'37.161	273,4	12:45'49.503

7	25.104	30.442	19.556	28.250	1'43.352	267,3	12:37'25.039
8	25.680	29.903	20.124	29.111	1'44.818	268,0	12:39'09.857
9	24.393	29.225	19.184	27.898	1'40.700	268,0	12:40'50.557
10	24.560	29.760	19.751	28.509	1'42.580	271,4	12:42'33.137
11	23.790	28.424	18.708	27.381	1'38.303	269,3	12:44'11.440
12	23.543	28.127	18.607	27.369	1'37.646	269,3	12:45'49.086

2° 11 N. BULEGA [1'37.161]							
Lap	Seg1	Seg2	Seg3	Seg4	Lap Time	km/h	Local Time
1							12:25'15.728
2	38.828	33.171	22.643	31.755	2'06.397P		12:27'22.125
3	26.826	33.026	21.713	30.607	1'52.172	248,3	12:29'14.297
4	26.036	31.191	20.911	30.738	1'48.876	263,4	12:31'03.173
5	26.638	31.496	21.109	5'03.275	6'22.518P	268,7	12:37'25.691
6	39.348	31.668	20.549	31.338	2'02.903P		12:39'28.594
7	24.803	29.365	19.308	27.878	1'41.354	273,4	12:41'09.948
8	24.040	28.386	18.741	27.516	1'38.683	274,1	12:42'48.631
9	23.525	28.281	18.898	27.066	1'37.770	280,5	12:44'26.401
10	23.422	27.876	18.812	27.051	1'37.161	274,8	12:46'03.562

6° 92 M. SCHROETTER [1'37.758]							
Lap	Seg1	Seg2	Seg3	Seg4	Lap Time	km/h	Local Time
1							12:25'26.315
2	40.831	33.804	21.862	31.203	2'07.700P		12:27'34.015
3	27.038	31.488	20.939	29.856	1'49.321	260,9	12:29'23.336
4	26.297	30.871	21.224	4'17.332	5'35.724P	256,5	12:34'59.060
5	38.477	31.655	21.436	30.197	2'01.765P		12:37'00.825
6	26.195	29.830	20.127	28.829	1'44.981	266,7	12:38'45.806
7	24.691	29.211	19.254	28.406	1'41.562	272,0	12:40'27.368
8	23.834	28.978	19.407	27.648	1'39.867	270,0	12:42'07.235
9	23.513	28.358	18.829	27.058	1'37.758	273,4	12:43'44.993
10	23.089	28.363	19.176	27.452	1'38.080	276,9	12:45'23.073

3° 55 Y. MONTELLA [1'37.314]							
Lap	Seg1	Seg2	Seg3	Seg4	Lap Time	km/h	Local Time
1							12:25'06.135
2	40.518	33.987	22.312	31.543	2'08.360P		12:27'14.495
3	26.571	32.945	21.061	31.154	1'51.731	263,4	12:29'06.226
4	25.942	31.814	20.522	29.810	1'48.088	267,3	12:30'54.314
5	25.137	31.004	20.232	29.262	1'45.635	265,4	12:32'39.949
6	25.264	32.814	21.024	3'33.120	4'52.222P	266,7	12:37'32.171
7	36.068	30.529	20.080	28.772	1'55.449P		12:39'27.620
8	24.322	29.356	19.268	27.911	1'40.857	272,0	12:41'08.477
9	23.537	28.708	19.120	28.451	1'39.816	272,0	12:42'48.293
10	23.402	28.477	18.708	27.347	1'37.934	275,5	12:44'26.227
11	23.044	28.240	18.762	27.268	1'37.314	274,8	12:46'03.541

7° 61 C. ONCU [1'38.018]							
Lap	Seg1	Seg2	Seg3	Seg4	Lap Time	km/h	Local Time
1							12:25'20.918
2	38.846	34.519	23.021	30.595	2'06.981P		12:27'27.899
3	26.845	31.665	20.759	30.925	1'50.194	260,9	12:29'18.093
4	26.666	31.407	21.552	30.959	1'50.584	266,7	12:31'08.677
5	26.464	31.641	21.954	4'15.449	5'35.508P	266,7	12:36'44.185
6	36.953	31.260	21.013	29.379	1'58.605P		12:38'42.790
7	25.056	29.694	19.953	27.554	1'42.257	268,0	12:40'25.047
8	23.895	28.830	19.378	27.167	1'39.270	272,0	12:42'04.317
9	23.449	28.258	19.406	26.905	1'38.018	274,1	12:43'42.335
10	23.873	28.993	19.121	26.862	1'38.849	270,0	12:45'21.184

4° 77 D. AEGERTER [1'37.381]							
Lap	Seg1	Seg2	Seg3	Seg4	Lap Time	km/h	Local Time
1							12:25'43.510
2	39.368	33.511	21.876	2'06.270	3'41.025P		12:29'24.535
3	39.677	32.660	20.734	30.404	2'03.111P		12:31'27.646
4	25.112	30.101	19.495	28.508	1'43.216	265,4	12:33'10.862
5	24.148	29.007	19.017	28.312	1'40.484	266,7	12:34'51.346
6	23.609	28.628	18.888	27.870	1'38.995	266,7	12:36'30.341
7	23.436	28.790	19.075	27.790	1'39.091	267,3	12:38'09.432
8	23.506	28.351	18.812	27.584	1'38.253	267,3	12:39'47.685
9	23.189	28.273	18.754	27.707	1'37.923	268,7	12:41'25.608
10	23.115	28.145	18.665	27.456	1'37.381	268,0	12:43'02.989
11	23.190	1'00.169	24.393	36.375	2'24.127	270,0	12:45'27.116

8° 3 R. DE ROSA [1'38.226]							
Lap	Seg1	Seg2	Seg3	Seg4	Lap Time	km/h	Local Time
1							12:26'10.292
2	44.407	35.069	22.353	31.486	2'13.315P		12:28'23.607
3	26.592	32.560	21.397	30.361	1'50.910	259,6	12:30'14.517
4	26.567	31.811	20.667	29.734	1'48.779	261,5	12:32'03.296
5	25.836	31.879	21.176	30.248	1'49.139	263,4	12:33'52.435
6	25.531	30.822	20.697	3'01.785	4'18.835P	265,4	12:38'11.270
7	38.754	30.353	19.494	28.626	1'57.227P		12:40'08.497
8	24.445	28.959	19.450	27.728	1'40.582	268,7	12:41'49.079
9	23.661	28.362	18.890	27.313	1'38.226	269,3	12:43'27.305
10	23.355	28.165	18.675	27.147	1'37.342C	270,7	12:45'04.647

5° 7 L. BALDASSARRI [1'37.646]							
Lap	Seg1	Seg2	Seg3	Seg4	Lap Time	km/h	Local Time
1							12:25'59.425
2	42.211	35.381	23.559	32.559	2'13.710P		12:28'13.135
3	28.759	33.876	22.258	31.714	1'56.607	260,9	12:30'09.742
4	27.974	32.617	21.369	30.078	1'52.038	264,1	12:32'01.780
5	26.347	32.162	21.631	33.202	1'53.342	266,7	12:33'55.122
6	25.903	31.317	20.275	29.070	1'46.565	267,3	12:35'41.687

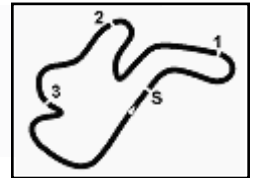
9° 9 S. JESPERSEN [1'38.351]							
Lap	Seg1	Seg2	Seg3	Seg4	Lap Time	km/h	Local Time
1							12:25'08.991
2	39.733	36.111	23.082	32.181	2'11.107P		12:27'20.098
3	26.666	31.725	20.895	30.024	1'49.310	261,5	12:29'09.408
4	26.333	31.812	20.707	29.773	1'48.625	267,3	12:30'58.033
5	26.021	31.201	21.347	3'32.390	4'50.959P	266,7	12:35'48.992
6	39.171	31.989	20.978	29.698	2'01.836P		12:37'50.828
7	25.537	30.333	19.765	28.242	1'43.877	267,3	12:39'34.705
8	24.419	29.552	19.365	27.890	1'41.226	269,3	12:41'15.931
9	23.923	28.735	19.386	27.677	1'39.721	270,0	12:42'55.652
10	23.823	28.443	19.068	27.569	1'38.903	270,0	12:44'34.555
11	23.621	28.407	18.906	27.417	1'38.351	270,7	12:46'12.906

19/11/2022 P = Pits In/Out - C = Lap Time Cancelled

10° 66 N. TUULI [1'38.625]							
Lap	Seg1	Seg2	Seg3	Seg4	Lap Time	km/h	Local Time

These data/results cannot be reproduced, stored and/or transmitted in whole or in part by any manner of electronic, mechanical, photocopying, recording, broadcasting or otherwise now known or herein after developed without the previous express consent by the copyright owner, except for reproduction in daily press and regular printed publications on sale to the public within 60 days of the event related to those data/results and always provided that copyright symbol appears together as follows below.

© DORNA WSBK ORGANIZATION Srl 2022



Grand Ridge Brewery Australian Round, 17-20 November 2022
Chronological Analysis Tissot Superpole

1	39.838	33.983	21.584	31.205	2'06.610P		12:25'30.421	8	24.804	29.494	19.318	27.878	1'41.494	266,7	12:42'02.641
2	26.862	32.603	20.836	29.966	1'50.267	262,1	12:27'37.031	9	24.158	40.266	19.865	28.151	1'52.440	274,8	12:43'55.081
3	26.095	31.167	20.640	29.789	1'47.691	263,4	12:31'14.989	10	23.683	28.669	19.161	27.380	1'38.893	267,3	12:45'33.974
4	26.095	31.167	20.640	29.789	1'47.691	263,4	12:31'14.989								
5	25.893	31.193	20.304	29.951	1'47.341	265,4	12:33'02.330								
6	28.104	32.718	22.714	2'58.884	4'22.420P	266,0	12:37'24.750								
7	38.466	32.532	20.840	29.513	2'01.351P		12:39'26.101								
8	24.888	29.924	19.479	28.022	1'42.313	264,7	12:41'08.414								
9	24.066	28.805	18.967	27.519	1'39.357	260,9	12:42'47.771								
10	23.743	28.262	18.888	27.732	1'38.625	267,3	12:44'26.396								
11	24.014	28.109	18.680	30.140	1'40.943C	272,0	12:46'07.339								

15° 28 G. VAN STRAALEN [1'39.166]							
Lap	Seg1	Seg2	Seg3	Seg4	Lap Time	km/h	Local Time
1							12:25'16.561
2	38.850	33.688	22.763	32.200	2'07.501P		12:27'24.062
3	26.968	32.887	22.058	30.814	1'52.727	260,2	12:29'16.789
4	27.038	32.139	21.586	31.446	1'52.209	260,9	12:31'08.998
5	27.136	32.429	22.720	3'58.343	5'20.628P	259,0	12:36'29.626
6	40.383	32.414	20.957	29.573	2'03.327P		12:38'32.953
7	25.234	30.429	19.765	28.298	1'43.726	261,5	12:40'16.679
8	24.331	28.999	19.999	28.499	1'41.828	265,4	12:41'58.507
9	23.908	28.481	19.154	27.623	1'39.166	266,0	12:43'37.673
10	23.559	28.195	19.031	27.422	1'38.207C	266,0	12:45'15.880

11° 38 H. SOOMER [1'38.798]							
Lap	Seg1	Seg2	Seg3	Seg4	Lap Time	km/h	Local Time
1							12:25'10.725
2	41.300	33.040	22.964	31.995	2'09.299P		12:27'20.024
3	26.346	30.839	20.828	29.806	1'47.819	264,7	12:29'07.843
4	26.796	30.712	20.360	29.514	1'47.382	268,0	12:30'55.225
5	25.361	30.743	20.104	29.297	1'45.505	265,4	12:32'40.730
6	25.231	30.426	20.049	29.359	1'45.065	264,7	12:34'25.795
7	25.430	29.900	19.952	29.077	1'44.359	264,1	12:36'10.154
8	24.843	29.517	19.537	2'45.224	3'59.121P	263,4	12:40'09.275
9	38.644	29.545	19.577	27.864	1'55.630P		12:42'04.905
10	23.866	28.664	18.978	27.290	1'38.798	273,4	12:43'43.703
11	23.464	28.377	19.537	27.880	1'39.258	276,9	12:45'22.961

16° 16 J. CLUZEL [1'39.328]							
Lap	Seg1	Seg2	Seg3	Seg4	Lap Time	km/h	Local Time
1							12:26'21.254
2	39.027	33.435	21.672	31.381	2'05.515P		12:28'26.769
3	27.135	31.968	21.008	30.242	1'50.353	258,4	12:30'17.122
4	26.192	31.295	20.081	29.250	1'46.818	260,9	12:32'03.940
5	25.224	31.194	21.503	29.064	1'46.985	267,3	12:33'50.925
6	24.827	30.032	19.730	28.554	1'43.143	263,4	12:35'34.068
7	24.602	29.906	19.800	28.496	1'42.804	262,8	12:37'16.872
8	24.342	29.366	19.508	28.191	1'41.407	262,8	12:38'58.279
9	26.811	30.331	19.698	28.725	1'45.565	264,1	12:40'43.844
10	24.194	29.161	19.265	28.114	1'40.734	263,4	12:42'24.578
11	23.970	28.789	19.157	27.877	1'39.793	264,7	12:44'04.371
12	23.898	28.651	19.034	27.745	1'39.328	265,4	12:45'43.699

12° 62 S. MANZI [1'38.814]							
Lap	Seg1	Seg2	Seg3	Seg4	Lap Time	km/h	Local Time
1							12:25'23.402
2	38.460	32.753	21.603	30.668	2'03.484P		12:27'26.886
3	26.356	31.508	20.887	29.724	1'48.475	263,4	12:29'15.361
4	26.421	31.414	20.590	29.953	1'48.378	260,9	12:31'03.739
5	25.725	30.798	20.367	29.527	1'46.417	266,7	12:32'50.156
6	25.098	30.318	20.293	29.286	1'44.995	266,0	12:34'35.151
7	26.865	31.417	20.610	2'25.470	3'44.362P	261,5	12:38'19.513
8	37.706	30.647	20.332	30.656	1'59.341P		12:40'18.854
9	24.877	30.074	19.859	28.400	1'43.210	272,0	12:42'02.064
10	24.604	28.840	19.375	27.461	1'40.280	269,3	12:43'42.344
11	23.802	28.451	19.202	27.359	1'38.814	271,4	12:45'21.158

17° 56 P. SEBESTYEN [1'40.211]							
Lap	Seg1	Seg2	Seg3	Seg4	Lap Time	km/h	Local Time
1							12:25'13.515
2	39.595	33.268	22.555	32.284	2'07.702P		12:27'21.217
3	27.617	32.833	21.818	31.675	1'53.943	255,3	12:29'15.160
4	27.930	31.731	21.107	33.430	1'54.198	259,6	12:31'09.358
5	26.838	32.446	21.473	30.052	1'50.809	260,9	12:33'00.167
6	25.893	31.096	20.805	29.740	1'47.534	260,9	12:34'47.701
7	25.833	31.231	20.127	29.658	1'46.849	259,6	12:36'34.550
8	25.271	30.088	19.992	29.367	1'44.718	261,5	12:38'19.268
9	25.181	29.811	20.142	1'47.310	3'02.444P	262,8	12:41'21.712
10	36.868	29.988	19.800	28.564	1'55.220P		12:43'16.932
11	24.497	29.059	19.548	28.111	1'41.215C	267,3	12:44'58.147
12	24.265	28.862	19.255	27.829	1'40.211		12:46'38.358

13° 99 A. HUERTAS [1'38.882]							
Lap	Seg1	Seg2	Seg3	Seg4	Lap Time	km/h	Local Time
1							12:25'49.566
2	38.199	33.639	22.091	31.634	2'05.563P		12:27'55.129
3	27.048	32.484	21.168	30.592	1'51.292	260,2	12:29'46.421
4	26.795	31.951	21.005	30.630	1'50.381	259,6	12:31'36.802
5	26.103	31.204	20.928	30.366	1'48.601	260,2	12:33'25.403
6	25.863	31.253	20.533	29.895	1'47.544	260,9	12:35'12.947
7	25.624	31.027	21.340	3'29.279	4'47.270P	261,5	12:40'00.217
8	38.050	31.331	20.352	29.709	1'59.442P		12:41'59.659
9	24.389	29.510	19.490	27.922	1'41.311	260,9	12:43'40.970
10	23.716	28.526	18.941	27.699	1'38.882	268,0	12:45'19.852

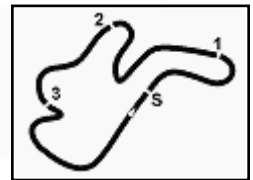
18° 24 L. TACCINI [1'40.414]							
Lap	Seg1	Seg2	Seg3	Seg4	Lap Time	km/h	Local Time
1							12:25'02.958
2	44.348	37.115	23.421	33.088	2'17.972P		12:27'20.930
3	27.722	32.863	21.546	31.180	1'53.311	247,7	12:29'14.241
4	27.251	32.348	21.105	31.253	1'51.957	259,0	12:31'06.198
5	26.664	32.019	21.144	31.547	1'51.374	261,5	12:32'57.572
6	27.777	32.455	21.048	2'11.604	3'32.884P	257,8	12:36'30.456
7	39.761	32.575	20.784	29.664	2'02.784P		12:38'33.240
8	25.302	30.653	19.965	29.160	1'45.080	268,0	12:40'18.320
9	25.180	30.194	19.841	28.834	1'44.049	265,4	12:42'02.369
10	24.352	29.229	19.251	28.425	1'41.257	270,7	12:43'43.626
11	23.831	28.812	19.178	28.593	1'40.414	270,7	12:45'24.040

14° 32 O. BAYLISS [1'38.893]							
Lap	Seg1	Seg2	Seg3	Seg4	Lap Time	km/h	Local Time
1							12:25'04.016
2	42.508	34.738	22.660	32.393	2'12.299P		12:27'16.315
3	27.406	32.640	21.505	30.668	1'52.219	251,2	12:29'08.534
4	27.050	32.815	20.871	30.015	1'50.751	265,4	12:30'59.285
5	26.371	31.426	20.777	30.114	1'48.688	264,1	12:32'47.973
6	29.565	33.100	21.121	4'07.086	5'30.872P	259,0	12:38'18.845
7	41.263	31.300	20.354	29.385	2'02.302P		12:40'21.147

19/11/2022 P = Pits In/Out - C = Lap Time Cancelled

These data/results cannot be reproduced, stored and/or transmitted in whole or in part by any manner of electronic, mechanical, photocopying, recording, broadcasting or otherwise now known or herein after developed without the previous express consent by the copyright owner, except for reproduction in daily press and regular printed publications on sale to the public within 60 days of the event related to those data/results and always provided that copyright symbol appears together as follows below.

© DORNA WSBK ORGANIZATION Srl 2022



Grand Ridge Brewery Australian Round, 17-20 November 2022
Chronological Analysis Tissot Superpole

19° 69 T. BOOTH-AMOS [1'41.384]

Lap	Seg.1	Seg.2	Seg.3	Seg.4	Lap Time	km/h	Local Time
1							12:25'12.874
2	39.346	33.644	22.352	31.732	2'07.074P		12:27'19.948
3	26.464	31.369	20.654	29.721	1'48.208	260,9	12:29'08.156
4	26.571	30.905	20.281	29.455	1'47.212	254,1	12:30'55.368
5	25.639	31.085	20.183	29.440	1'46.347	261,5	12:32'41.715
6	25.801	30.551	20.288	29.244	1'45.884	262,8	12:34'27.599
7	25.477	30.587	20.011	29.222	1'45.297	260,2	12:36'12.896
8	25.583	30.539	20.000	29.348	1'45.470	260,9	12:37'58.366
9	25.486	30.315	20.445	2'19.907	3'36.153P	258,4	12:41'34.519
10	51.232	44.278	20.533	29.324	2'25.367P		12:43'59.886
11	24.605	29.247	19.533	27.999	1'41.384	266,0	12:45'41.270

6	40.365	34.999	21.431	30.281	2'07.076P		12:39'03.300
7	26.169	31.347	20.590	29.370	1'47.476	257,8	12:40'50.776
8	25.437	30.629	20.212	29.040	1'45.318	260,2	12:42'36.094
9	25.118	29.918	19.958	29.123	1'44.117	269,3	12:44'20.211
10	24.717	29.929	19.501	28.719	1'42.866	266,7	12:46'03.077

24° 25 M. BRENNER [1'43.036]

Lap	Seg.1	Seg.2	Seg.3	Seg.4	Lap Time	km/h	Local Time
1							12:25'55.742
2	40.139	35.583	23.885	33.240	2'12.847P		12:28'08.589
3	29.260	33.538	23.148	31.975	1'57.921	256,5	12:30'06.510
4	27.508	32.756	22.293	31.132	1'53.689	260,2	12:32'00.199
5	27.234	32.158	22.234	7'33.935	8'55.561P	259,6	12:40'55.760
6	39.930	31.597	21.430	30.661	2'03.618P		12:42'59.378
7	25.712	30.000	20.678	29.469	1'45.859	262,1	12:44'45.237
8	24.536	29.805	20.281	28.414	1'43.036	264,7	12:46'28.273

20° 50 O. VOSTATEK [1'41.528]

Lap	Seg.1	Seg.2	Seg.3	Seg.4	Lap Time	km/h	Local Time
1							12:25'04.571
2	43.282	35.717	23.679	33.515	2'16.193P		12:27'20.764
3	27.664	32.844	21.649	31.320	1'53.477	258,4	12:29'14.241
4	27.396	32.660	21.367	33.548	1'54.971	244,9	12:31'09.212
5	27.078	32.755	21.847	30.598	1'52.278	257,1	12:33'01.490
6	26.842	31.752	21.173	30.226	1'49.993	261,5	12:34'51.483
7	26.913	31.963	21.955	2'30.456	3'51.287P	260,9	12:38'42.770
8	42.390	32.378	21.239	30.325	2'06.332P		12:40'49.102
9	25.986	30.646	20.133	28.987	1'45.752	262,1	12:42'34.854
10	24.987	29.323	19.530	28.447	1'42.287	264,7	12:44'17.141
11	24.788	29.081	19.476	28.183	1'41.528	262,8	12:45'58.669

21° 94 A. VERDOIA [1'41.670]

Lap	Seg.1	Seg.2	Seg.3	Seg.4	Lap Time	km/h	Local Time
1							12:26'48.857
2	43.830	36.310	23.994	34.073	2'18.207P		12:29'07.064
3	28.430	33.622	22.593	2'33.413	3'58.058P	239,5	12:33'05.122
4	40.631	32.453	21.545	30.758	2'05.387P		12:35'10.509
5	26.208	30.883	20.831	29.948	1'47.870	259,6	12:36'58.379
6	25.348	30.789	20.553	29.442	1'46.132	261,5	12:38'44.511
7	24.744	29.725	19.788	28.623	1'42.880	263,4	12:40'27.391
8	24.339	29.534	19.496	28.335	1'41.704	266,7	12:42'09.095
9	24.271	29.415	19.472	28.512	1'41.670	268,0	12:43'50.765
10	24.154	34.170	20.101	29.199	1'47.624	265,4	12:45'38.389

22° 10 U. ORRADRE [1'42.052]

Lap	Seg.1	Seg.2	Seg.3	Seg.4	Lap Time	km/h	Local Time
1							12:25'04.003
2	42.052	34.433	22.378	33.129	2'11.992P		12:27'15.995
3	26.742	31.978	20.810	30.846	1'50.376	261,5	12:29'06.371
4	31.013	32.106	21.621	30.922	1'55.662	263,4	12:31'02.033
5	26.478	31.509	20.524	30.395	1'48.906	263,4	12:32'50.939
6	26.890	31.726	21.320	2'56.003	4'15.939P	266,0	12:37'06.878
7	40.017	32.719	21.071	31.920	2'05.727P		12:39'12.605
8	26.007	31.314	20.431	30.110	1'47.862	268,7	12:41'00.467
9	25.276	30.034	19.703	28.553	1'43.566	267,3	12:42'44.033
10	24.767	29.685	19.451	28.270	1'42.173	266,7	12:44'26.206
11	25.342	29.041	19.407	28.262	1'42.052	266,7	12:46'08.258

23° 91 L. BERNARDI [1'42.866]

Lap	Seg.1	Seg.2	Seg.3	Seg.4	Lap Time	km/h	Local Time
1							12:25'05.384
2	42.742	36.980	23.847	33.135	2'16.704P		12:27'22.088
3	28.853	33.807	21.808	31.995	1'56.463	224,5	12:29'18.551
4	27.757	33.561	22.138	31.290	1'54.746	240,5	12:31'13.297
5	28.359	33.148	21.468	4'19.952	5'42.927P	243,8	12:36'56.224

19/11/2022 P = Pits In/Out - C = Lap Time Cancelled

These data/results cannot be reproduced, stored and/or transmitted in whole or in part by any manner of electronic, mechanical, photocopying, recording, broadcasting or otherwise now known or herein after developed without the previous express consent by the copyright owner, except for reproduction in daily press and regular printed publications on sale to the public within 60 days of the event related to those data/results and always provided that copyright symbol appears together as follows below.

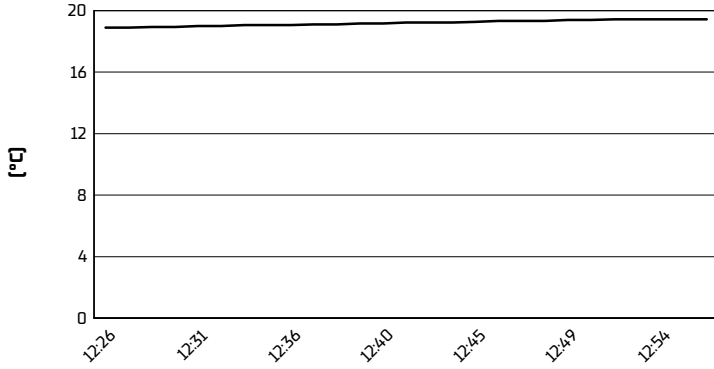
© DORNA WSBK ORGANIZATION Srl 2022

Grand Ridge Brewery Australian Round, 17-20 November 2022

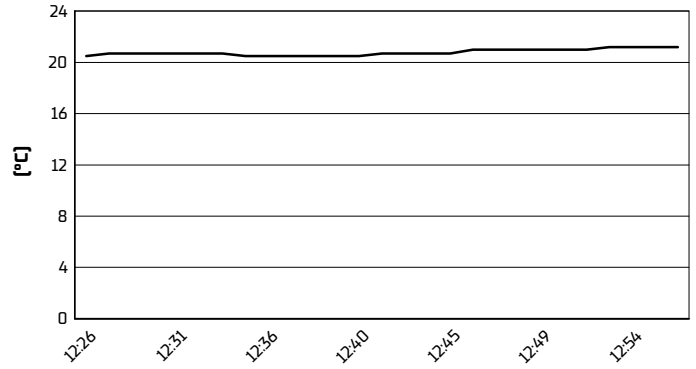
Weather Report Tissot Superpole

Session started 12:25 - Session ended 12:58

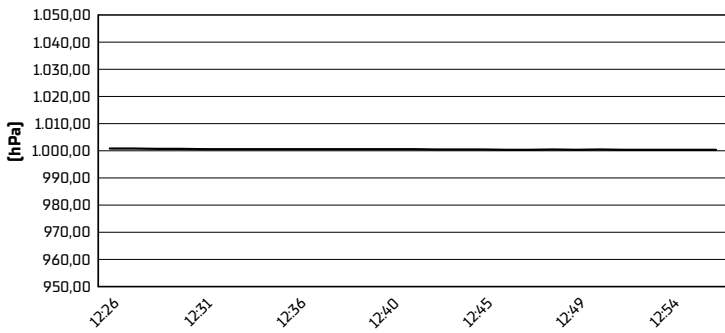
Air Temperature



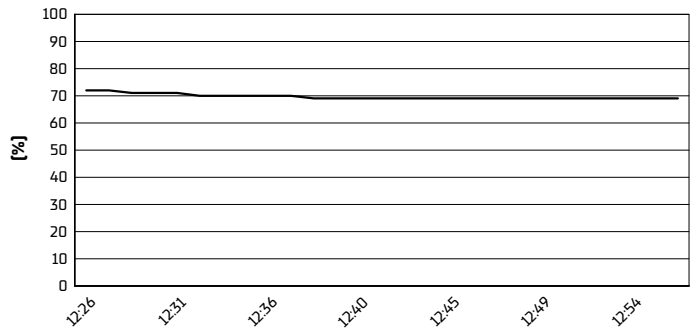
Track Temperature



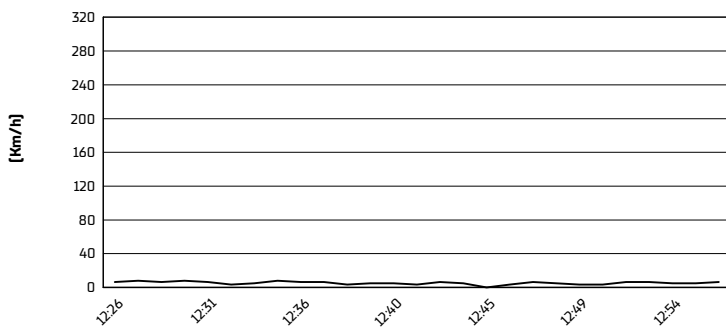
Air Pressure



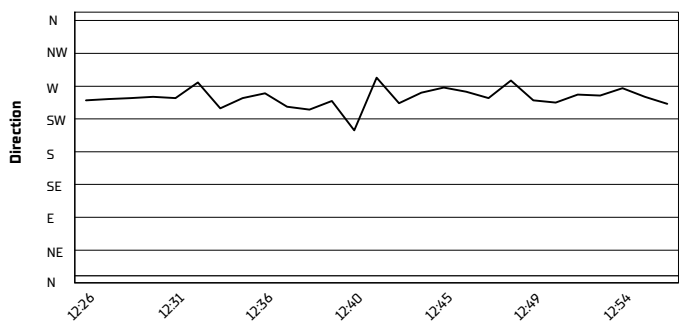
Humidity



Wind Speed



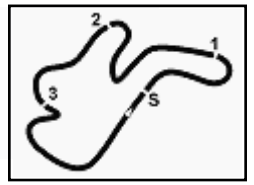
Wind Direction



19/11/2022

These data/results cannot be reproduced, stored and/or transmitted in whole or in part by any manner of electronic, mechanical, photocopying, recording, broadcasting or otherwise now known or herein after developed without the previous express consent by the copyright owner, except for reproduction in daily press and regular printed publications on sale to the public within 60 days of the event related to those data/results and always provided that copyright symbol appears together as follows below.

© DORNA WSBK ORGANIZATION Srl 2022



Phillip Island 4.445 m

Grand Ridge Brewery Australian Round, 17–20 November 2022
Superpole Ranking

	2019	2020	2021	2022
01 Aragon	Gradinger (Aut) Yam 1'53.972 (160,4 Km/h)	Locatelli (Ita) Yam 1'53.003 (161,7 Km/h)	Cluzel (Fra) Yam 1'52.937 (161,8 Km/h)	Baldassarri (Ita) Yam 1'52.706 (162,2 Km/h)
02 Assen	Krummenacher (Sui) Yam 1'38.010 (166,8 Km/h)		Aegerter (Sui) Yam 1'37.222 (168,2 Km/h)	Aegerter (Sui) Yam 1'36.906 (168,7 Km/h)
03 Estoril		Locatelli (Ita) Yam 1'39.520 (151,3 Km/h)	Caricasulo (Ita) Yam 1'39.973 (150,6 Km/h)	Aegerter (Sui) Yam 1'39.046 (152,0 Km/h)
04 Misano	Mahias (Fra) Kaw 1'38.909 (147,8 Km/h)		Aegerter (Sui) Yam 1'37.726 (149,6 Km/h)	Aegerter (Sui) Yam 1'37.173 (150,4 Km/h)
05 Donington	Caricasulo (Ita) Yam 1'31.092 (158,9 Km/h)			Aegerter (Sui) Yam 1'29.961 (160,9 Km/h)
06 Most			Gonzalez (Esp) Yam 1'35.213 (159,3 Km/h)	Baldassarri (Ita) Yam 1'34.952 (159,7 Km/h)
07 Magny-Cours	Smith (Gbr) Kaw 1'56.287 (136,6 Km/h)	Smith (Gbr) Yam 1'49.318 (145,3 Km/h)	Bernardi (Smr) Yam 1'40.330 (158,3 Km/h)	Caricasulo (Ita) Duc 1'40.565 (157,9 Km/h)
08 Barcelona		Locatelli (Ita) Yam 1'44.958 (158,7 Km/h)	Gonzalez (Esp) Yam 1'44.593 (159,3 Km/h)	Aegerter (Sui) Yam 1'43.983 (160,2 Km/h)
09 Portimao	Caricasulo (Ita) Yam 1'44.220 (158,6 Km/h)	Locatelli (Ita) Yam 1'44.627 (158,0 Km/h)	Cluzel (Fra) Yam 1'43.908 (159,1 Km/h)	Aegerter (Sui) Yam 1'43.065 (160,4 Km/h)
10 Villicum	Perolari (Fra) Yam 1'45.993 (145,2 Km/h)		Cluzel (Fra) Yam 1'41.740 (151,3 Km/h)	Aegerter (Sui) Yam 1'41.181 (152,1 Km/h)
11 Mandalika			Aegerter (Sui) Yam 1'36.288 (160,8 Km/h)	Tuuli (Fin) MvA 1'35.947 (161,3 Km/h)
12 Phillip Island	Caricasulo (Ita) Yam 1'32.604 (172,8 Km/h)	Locatelli (Ita) Yam 1'32.176 (173,6 Km/h)		Caricasulo (Ita) Duc 1'37.161 (164,7 Km/h)

2022

- 7 D. Aegerter
- 2 **F. Caricasulo**
- 2 L. Baldassarri
- 1 N. Tuuli

ALL TIMES

- | | | |
|-------------------------|-------------------|-------------------|
| 34 K. Sofuoglu | 4 R. Xaus | 1 K. Coghlan |
| 24 J. Cluzel | 3 S. Cortese | 1 C. Davies |
| 22 S. Charpentier | 3 K. Curtain | 1 M. Fabrizio |
| 17 B. Parkes | 3 J. Lascorz | 1 T. Gradinger |
| 15 K. Muggeridge | 3 I. MacPherson | 1 C. Jones |
| 14 F. Foret | 3 A. Pitt | 1 C. Kellner |
| 14 S. Lowes | 3 D. Salom | 1 F. Marino |
| 11 D. Aegerter | 2 L. Baldassarri | 1 M. Meregalli |
| 11 F. Caricasulo | 2 P. Bontempi | 1 S. Morais |
| 10 C. Crutchlow | 2 M. Gonzalez | 1 P. Oetti |
| 8 L. Mahias | 2 V. Guareschi | 1 C. Perolari |
| 7 A. Locatelli | 2 M. Lagrive | 1 P. Riba |
| 6 S. Chambon | 2 M. Pirro | 1 S. Sanna |
| 6 E. Laverty | 2 L. Scassa | 1 L. Stapleford |
| 5 P. Casoli | 2 K. Smith | 1 J. Vd Goorbergh |
| 5 K. Fujiwara | 2 J. Teuchert | 1 J. Whitham |
| 5 P. Jacobsen | 2 N. Tuuli | |
| 5 C. Vermeulen | 2 M. van der Mark | |
| 4 R. Krummenacher | 1 L. Bernardi | |

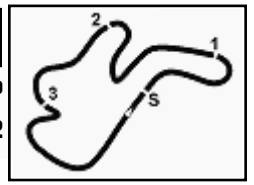
19/11/2022

These data/results cannot be reproduced, stored and/or transmitted in whole or in part by any manner of electronic, mechanical, photocopying, recording, broadcasting or otherwise now known or herein after developed without the previous express consent by the copyright owner, except for reproduction in daily press and regular printed publications on sale to the public within 60 days of the event related to those data/results and always provided that copyright symbol appears together as follows below.

© DORNA WSBK ORGANIZATION Srl 2022

FICR PERUGIA TIMING




Grand Ridge Brewery Australian Round, 17–20 November 2022
Tissot Superpole Award

Phillip Island 4.445 m

	Points	Points From First	Points From Previous	April 10 ARAGON	April 24 ASSEN	May 22 ESTORIL	June 12 MISANO	July 17 DONINGTON	July 31 MOST	September 11 MAGNY-COURS	September 25 BARCELONA	October 9 PORTIMAO	October 23 VILLICUM	November 13 MANDALIKA	November 20 PHILLIP ISLAND				
1 AEGERTER Dominique (SUI)	117			9	12	12	12	12	6	5	12	12	12	7	6				
2 CARICASULO Federico (ITA)	86	31		3	6	3	6	5	9	12	7	9	9	5	12				
3 BALDASSARRI Lorenzo (ITA)	75	42	11	12	4	6	7	3	12	9	6	3	6	2	5				
4 BULEGA Nicolo (ITA)	74	43	1	6	7	9	9	9	7	6	3		3	6	9				
5 ONCU Can (TUR)	51	66	23	7	9	2	3	6		3	9			9	3				
6 VAN STRAALEN Glenn (NED)	40	77	11	5	5	7		7	4	4	2	4	2						
7 CLUZEL Jules (FRA)	25	92	15	2		5	2	4				7	4	1					
8 TUULI Niki (FIN)	23	94	2			1						5	5	12					
9 MONTELLA Yari (ITA)	23	94	0	1			5	2	3		1			4	7				
10 DE ROSA Raffaele (ITA)	18	99	5						1		4	1	7	3	2				
11 HUERTAS Adrian (ESP)	14	103	4						2	7	5								
12 MANZI Stefano (ITA)	10	107	4		2		1					6	1						
13 VERDOIA Andy (FRA)	10	107	0			4			5	1									
14 BRENNER Marcel (SUI)	8	109	2	4			4												
15 SCHROETTER Marcel (GER)	4	113	4												4				
16 HOBELSBERGER Patrick (GER)	3	114	1		3														
17 SOOMER Hannes (EST)	3	114	0					1				2							
18 BAYLISS Oliver (AUS)	2	115	1							2									
19 JESPERSEN Simon (DEN)	1	116	1												1				
20 SEBESTYEN Peter (HUN)	1	116	0		1														

19/11/2022 Odd points columns: Tissot Superpole Even points columns: Tissot Superpole Race

These data/results cannot be reproduced, stored and/or transmitted in whole or in part by any manner of electronic, mechanical, photocopying, recording, broadcasting or otherwise now known or herein after developed without the previous express consent by the copyright owner, except for reproduction in daily press and regular printed publications on sale to the public within 60 days of the event related to those data/results and always provided that copyright symbol appears together as follows below.

© DORNA WSBK ORGANIZATION Srl 2022