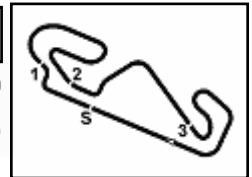

Catalunya Round, 23-25 September 2022
Biographical Entry List

Circuit de Barcelona 4.657 m

No.	Rider (Abbreviation)	Age	Date of Birth	Place of Birth	Nat	Bike Team	Wins 2022	Podiums 2022	Pole 2022	Races 2022	Tyres	Class
1	3 DE ROSA Raffaele [DeR]	35	25/03/1987	Napoli	ITA	Ducati Panigale V2 Orelac Racing Verdatura WorldSSP	1	17		104	Pirelli	
2	6 BUIS Jeffrey [Bui]	20	27/12/2001	Meppel	NED	Kawasaki ZX-6R Motozoo Racing by Puccetti				18	Pirelli	*
3	7 BALDASSARRI Lorenzo [Bal]	25	06/11/1996	San Severino Marche	ITA	Yamaha YZF R6 Evan Bros.WorldSSP Yamaha Team	4	12	2	14	Pirelli	
4	9 JESPERSEN Simon [Jes]	21	23/07/2001	Copenhagen	DEN	Yamaha YZF R6 Kallio Racing				10	Pirelli	*
5	10 ORRADRE Unai [Orr]	18	09/04/2004	La Rioja	ESP	Yamaha YZF R6 MS Racing Yamaha WorldSSP				25	Pirelli	
6	11 BULEGA Nicolo [Bul]	22	16/10/1999	Montecchio Emilia	ITA	Ducati Panigale V2 Arubait Racing WorldSSP Team		8		14	Pirelli	
7	16 CLUZEL Jules [Clu]	33	12/10/1988	Montlucon	FRA	Yamaha YZF R6 GMT94 Yamaha	24	63	24	124	Pirelli	
8	21 CURRIE Benjamin [Cur]	27	17/05/1995	Wurzburg	AUS	Kawasaki ZX-6R Motozoo Racing by Puccetti				10	Pirelli	
9	22 FULIGNI Federico [FFe]	27	01/06/1995	Bologna	ITA	Ducati Panigale V2 D34G Racing				56	Pirelli	*
10	23 VINALES Isaac [Vin]	28	06/11/1993	Llansá	ESP	Ducati Panigale V2 D34G Racing		5		33	Pirelli	*
11	24 TACCINI Leonardo [Tac]	20	18/09/2002	Rome	ITA	Yamaha YZF R6 Ten Kate Racing Yamaha				34	Pirelli	
12	25 BRENNER Marcel [Bre]	25	25/07/1997	Ostermundigen	SUI	Yamaha YZF R6 VFT Racing				25	Pirelli	*
13	28 VAN STRAALEN Glenn [vSt]	21	30/09/2000	Hoogkarspel	NED	Yamaha YZF R6 EAB Racing Team		2		43	Pirelli	
14	32 BAYLISS Oliver [Bay]	19	20/09/2003	Monaco	AUS	Ducati Panigale V2 BARNI Spark Racing Team				14	Pirelli	
15	38 SOOMER Hannes [Soo]	24	17/02/1998	Tallinn	EST	Triumph Street Triple RS Dynavolt Triumph		3		82	Pirelli	
16	50 VOSTATEK Ondrej [Vos]	18	26/08/2004	Praha	CZE	Yamaha YZF R6 MS Racing Yamaha WorldSSP				20	Pirelli	
17	52 HOBELBERGER Patrick [Hob]	26	04/09/1996	Landau	GER	Yamaha YZF R6 Kallio Racing				29	Pirelli	
18	54 SOFUOGLU Bahattin [Sof]	19	19/08/2003	Adapazari	TUR	MV Agusta F3 800 RR MV Agusta Reparto Corse				10	Pirelli	*
19	55 MONTELLA Yari [Mon]	22	05/01/2000	Oliveto Citra	ITA	Kawasaki ZX-6R Kawasaki Puccetti Racing				16	Pirelli	
20	56 SEBESTYEN Peter [Seb]	28	16/05/1994	Budapest	HUN	Yamaha YZF R6 Evan Bros.WorldSSP Yamaha Team				72	Pirelli	
21	61 ONCU Can [Onc]	19	26/07/2003	Alanya	TUR	Kawasaki ZX-6R Kawasaki Puccetti Racing		5		52	Pirelli	
22	62 MANZI Stefano [Man]	23	29/03/1999	Rimini	ITA	Triumph Street Triple RS Dynavolt Triumph		2		15	Pirelli	
23	64 CARICASULO Federico [Car]	26	06/04/1996	Ravenna	ITA	Ducati Panigale V2 Althea Racing	6	22	10	83	Pirelli	
24	66 TUULI Niki [Tuu]	26	26/11/1995	Myrskylä	FIN	MV Agusta F3 800 RR MV Agusta Reparto Corse	1	8	1	52	Pirelli	
25	69 BOOTH-AMOS Thomas [Boo]	26	12/03/1996	Shropshire	GBR	Kawasaki ZX-6R Prodina Racing WorldSSP				10	Pirelli	*
26	70 ALCOBA Marc [Alc]	22	01/09/2000	Tarragona	ESP	Yamaha YZF R6 VFT Racing				11	Pirelli	
27	73 KOFLER Maximilian [Kof]	22	18/08/2000	Attnang-Puchheim	AUT	Ducati Panigale V2 CM Racing				14	Pirelli	
28*	76 GIRAL Julian [Gir]	20	07/07/2002	Zaragoza	ESP	Ducati Panigale V2 Valvulas Arco JG76 Team					Pirelli	
29	77 AEGERTER Dominique [Aeg]	31	30/09/1990	Röthenbach Im Emmental	SUI	Yamaha YZF R6 Ten Kate Racing Yamaha	20	28	8	34	Pirelli	
30*	81 VIU Aleix [Viu]	21	03/10/2000	Vilassar De Mar	ESP	Yamaha YZF R6 Andotrans Team Torrento					Pirelli	
31	94 VERDOIA Andy [Ver]	19	30/10/2002	Nice	FRA	Yamaha YZF R6 GMT94 Yamaha	1	1		29	Pirelli	
32	99 HUERTAS Adrian [Hue]	19	21/08/2003	Madrid	ESP	Kawasaki ZX-6R MTM Kawasaki				14	Pirelli	



Catalunya Round, 23-25 September 2022
Results Free Practice 1st Session

Circuit de Barcelona 4.657 m

1 / 3

No.	Rider	Nat	Team	Bike	Class	Time	Gap	Rel.	Laps	Speed	
										Avg	Max
1	77 D. AEGERTER	SUI	Ten Kate Racing Yamaha	Yamaha YZF R6		1'45.205			19	159,357	273,4
2	7 L. BALDASSARRI	ITA	Evan Bros.WorldSSP Yamaha Team	Yamaha YZF R6		1'45.512	0.307	0.307	19	158,894	272,7
3	66 N. TUULI	FIN	MV Agusta Reparto Corse	MV Agusta F3 800 RR		1'45.863	0.658	0.351	17	158,367	271,4
4	61 C. ONCU	TUR	Kawasaki Puccetti Racing	Kawasaki ZX-6R		1'45.947	0.742	0.084	18	158,241	276,9
5	62 S. MANZI	ITA	Dynavolt Triumph	Triumph Street Triple RS		1'45.956	0.751	0.009	17	158,228	275,5
6	3 R. DE ROSA	ITA	Orelac Racing Verdnatura WorldSSP	Ducati Panigale V2		1'46.153	0.948	0.197	14	157,934	271,4
7	11 N. BULEGA	ITA	Aruba.it Racing WorldSSP Team	Ducati Panigale V2		1'46.342	1.137	0.189	3	157,654	272,0
8	99 A. HUERTAS	ESP	MTM Kawasaki	Kawasaki ZX-6R		1'46.367	1.162	0.025	15	157,617	271,4
9	16 J. CLUZEL	FRA	GMT94 Yamaha	Yamaha YZF R6		1'46.406	1.201	0.039	15	157,559	270,7
10	94 A. VERDOIA	FRA	GMT94 Yamaha	Yamaha YZF R6		1'46.437	1.232	0.031	16	157,513	270,7
11	23 I. VINALES	ESP	D34G Racing	Ducati Panigale V2	*	1'46.441	1.236	0.004	17	157,507	274,1
12	10 U. ORRADRE	ESP	MS Racing Yamaha WorldSSP	Yamaha YZF R6		1'46.523	1.318	0.082	13	157,386	279,8
13	55 Y. MONTELLA	ITA	Kawasaki Puccetti Racing	Kawasaki ZX-6R		1'46.532	1.327	0.009	17	157,372	274,1
14	52 P. HOBELSBERGER	GER	Kallio Racing	Yamaha YZF R6		1'46.623	1.418	0.091	17	157,238	272,0
15	54 B. SOFUOGLU	TUR	MV Agusta Reparto Corse	MV Agusta F3 800 RR	*	1'46.627	1.422	0.004	20	157,232	279,8
16	38 H. SOOMER	EST	Dynavolt Triumph	Triumph Street Triple RS		1'46.664	1.459	0.037	18	157,178	270,7
17	81 A. VIU	ESP	Andotrans Team Torrento	Yamaha YZF R6		1'46.673	1.468	0.009	16	157,164	264,7
18	56 P. SEBESTYEN	HUN	Evan Bros.WorldSSP Yamaha Team	Yamaha YZF R6		1'46.717	1.512	0.044	16	157,100	277,6
19	9 S. JESPERSEN	DEN	Kallio Racing	Yamaha YZF R6	*	1'46.763	1.558	0.046	14	157,032	274,8
20	64 F. CARICASULO	ITA	Althea Racing	Ducati Panigale V2		1'46.819	1.614	0.056	16	156,950	283,5
21	25 M. BRENNER	SUI	VFT Racing	Yamaha YZF R6	*	1'46.834	1.629	0.015	16	156,928	276,9
22	28 G. VAN STRAALLEN	NED	EAB Racing Team	Yamaha YZF R6		1'46.849	1.644	0.015	17	156,906	270,0
23	32 O. BAYLISS	AUS	BARNI Spark Racing Team	Ducati Panigale V2		1'47.334	2.129	0.485	17	156,197	274,8
24	24 L. TACCINI	ITA	Ten Kate Racing Yamaha	Yamaha YZF R6		1'47.370	2.165	0.036	18	156,144	275,5
25	50 O. VOSTATEK	CZE	MS Racing Yamaha WorldSSP	Yamaha YZF R6		1'47.534	2.329	0.164	13	155,906	276,9
26	76 J. GIRAL	ESP	Valvulas Arco JG76 Team	Ducati Panigale V2		1'47.792	2.587	0.258	15	155,533	271,4
27	22 F. FULIGNI	ITA	D34G Racing	Ducati Panigale V2	*	1'47.990	2.785	0.198	17	155,248	272,0
28	21 B. CURRIE	AUS	Motozoo Racing by Puccetti	Kawasaki ZX-6R		1'48.129	2.924	0.139	18	155,048	271,4
29	69 T. BOOTH-AMOS	GBR	Prodina Racing WorldSSP	Kawasaki ZX-6R	*	1'48.255	3.050	0.126	14	154,868	268,7
30	73 M. KOFLER	AUT	CM Racing	Ducati Panigale V2		1'48.341	3.136	0.086	10	154,745	270,7
31	6 J. BUIJ	NED	Motozoo Racing by Puccetti	Kawasaki ZX-6R	*	1'48.358	3.153	0.017	18	154,720	269,3
32	70 M. ALCOBA	ESP	VFT Racing	Yamaha YZF R6		1'48.664	3.459	0.306	17	154,285	272,0

Qualifying Lap Time (105% of 1'45.205): 1'50.466

* WorldSSP Challenge

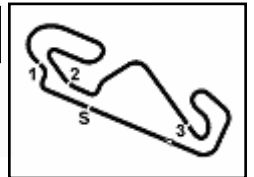
AIR	Humidity:	64%	Temp:	23°C
TRACK	Condition:	Dry	Temp:	35°C

Records	Pole	(SP)	2021	M.Gonzalez	1'44.593	160,290	Km/h
	Race	(RC2)	2021	C.Oncu	1'45.486	158,930	Km/h
	All Times	(SP)	2021	M.Gonzalez	1'44.593	160,290	Km/h

Start 23/09/2022 11:25 End 12:13 The results are provisional until the end of the time limit for protests and appeals and the completion of the technical checks.

These data/results cannot be reproduced, stored and/or transmitted in whole or in part by any manner of electronic, mechanical, photocopying, recording, broadcasting or otherwise now known or herein after developed without the previous express consent by the copyright owner, except for reproduction in daily press and regular printed publications on sale to the public within 60 days of the event related to those data/results and always provided that copyright symbol appears together as follows below.

© DORNA WSBK ORGANIZATION Srl 2022

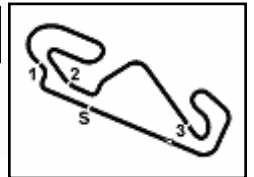

Catalunya Round, 23-25 September 2022
Results Free Practice 1st Session
Session Highlights

Local Time	No. Rider	Description
11.25.00		Start
11.25.02		WorldSSP Pit Intervention Time: 1min 21secs
11.34.31	11 N. BULEGA	Crashed - Turn 5
11.37.54	28 G. VAN STRAALLEN	Lap Cancelled [1'47.662] - Yellow Flag - Turn 5
11.38.00	3 R. DE ROSA	Lap Cancelled [1'46.866] - Yellow Flag - Turn 5
11.38.05	64 F. CARICASULO	Lap Cancelled [2'00.092] - Yellow Flag - Turn 5
11.38.10	73 M. KOFLER	Lap Cancelled [2'01.788] - Yellow Flag - Turn 5
11.38.15	54 B. SOFUOGLU	Lap Cancelled [1'47.560] - Yellow Flag - Turn 5
11.38.20	24 L. TACCINI	Lap Cancelled [1'48.729] - Yellow Flag - Turn 5
11.38.25	50 O. VOSTATEK	Lap Cancelled [1'48.080] - Yellow Flag - Turn 5
11.38.30	25 M. BRENNER	Lap Cancelled [2'00.607] - Yellow Flag - Turn 5
11.38.35	56 P. SEBESTYEN	Lap Cancelled [1'47.485] - Yellow Flag - Turn 5
11.38.40	32 O. BAYLISS	Lap Cancelled [1'51.976] - Yellow Flag - Turn 5
11.38.45	23 I. VINALES	Lap Cancelled [1'47.576] - Yellow Flag - Turn 5
11.38.55	10 U. ORRADRE	Lap Cancelled [2'05.873] - Yellow Flag - Turn 5
11.39.00	99 A. HUERTAS	Lap Cancelled [1'46.916] - Yellow Flag - Turn 5
11.39.10	81 A. VIU	Lap Cancelled [1'51.794] - Yellow Flag - Turn 5
11.39.15	61 C. ONCU	Lap Cancelled [1'46.026] - Yellow Flag - Turn 5
11.39.20	66 N. TUULI	Lap Cancelled [1'46.510] - Yellow Flag - Turn 5
11.39.25	62 S. MANZI	Lap Cancelled [1'47.129] - Yellow Flag - Turn 5
11.39.30	22 F. FULIGNI	Lap Cancelled [1'52.744] - Yellow Flag - Turn 5
11.39.35	21 B. CURRIE	Lap Cancelled [1'48.683] - Yellow Flag - Turn 5
11.39.40	70 M. ALCOBA	Lap Cancelled [1'49.704] - Yellow Flag - Turn 5
11.39.45	7 L. BALDASSARRI	Lap Cancelled [1'45.912] - Yellow Flag - Turn 5
11.39.50	55 Y. MONTELLA	Lap Cancelled [1'46.735] - Yellow Flag - Turn 5
11.40.32	69 T. BOOTH-AMOS	Lap Cancelled [1'49.261] - Exceeded Track Limits - Turn 14
11.40.45	62 S. MANZI	Lap Cancelled [1'47.548] - Exceeded Track Limits - Turn 9
11.41.08	55 Y. MONTELLA	On the Gravel - Re-Joined - Turn 4
11.47.11	99 A. HUERTAS	Lap Cancelled [7'37.966] - Exceeded Track Limits - Turn 2
11.47.22	64 F. CARICASULO	Lap Cancelled [1'46.553] - Exceeded Track Limits - Turn 13
11.56.20	16 J. CLUZEL	Lap Cancelled [1'47.018] - Exceeded Track Limits - Turn 13
11.56.28	10 U. ORRADRE	Lap Cancelled [1'46.640] - Exceeded Track Limits - Turn 13
11.57.26	54 B. SOFUOGLU	Lap Cancelled [1'46.926] - Exceeded Track Limits - Turn 13
11.59.41	54 B. SOFUOGLU	Lap Cancelled [1'46.783] - Exceeded Track Limits - Turn 12
12.04.25	76 J. GIRAL	Lap Cancelled [7'06.300] - Exceeded Track Limits - Turn 2
12.06.56	16 J. CLUZEL	Technical Problem - Re-Joined - Turn 10
12.09.14	69 T. BOOTH-AMOS	Lap Cancelled [1'48.672] - Exceeded Track Limits - Turn 13
12.10.27	76 J. GIRAL	Lap Cancelled [3'57.594] - Exceeded Track Limits - Turn 2
12.10.34	64 F. CARICASULO	Lap Cancelled [1'47.522] - Exceeded Track Limits - Turn 13
12.13.22		End Of Session

Start 11:25 End 12:13 The results are provisional until the end of the time limit for protests and appeals and the completion of the technical checks.

These data/results cannot be reproduced, stored and/or transmitted in whole or in part by any manner of electronic, mechanical, photocopying, recording, broadcasting or otherwise now known or herein after developed without the previous express consent by the copyright owner, except for reproduction in daily press and regular printed publications on sale to the public within 60 days of the event related to those data/results and always provided that copyright symbol appears together as follows below.

© DORNA WSBK ORGANIZATION Srl 2022


Catalunya Round, 23-25 September 2022
Results Free Practice 1st Session
Fastest Laps Sequence

No.	Rider	Nat	Team	Bike	Local Time	Time	Gap	Avg
9	S. JESPERSEN	DEN	Kallio Racing	Yamaha YZF R6	11:28'47.505	1'49.319		153,360
24	L. TACCINI	ITA	Ten Kate Racing Yamaha	Yamaha YZF R6	11:28'48.848	1'49.311	-0.008	153,372
64	F. CARICASULO	ITA	Althea Racing	Ducati Panigale V2	11:28'53.888	1'49.231	-0.080	153,484
54	B. SOFUOGLU	TUR	MV Agusta Reparto Corse	MV Agusta F3 800 RR	11:28'54.153	1'49.197	-0.034	153,532
50	D. VOSTATEK	CZE	MS Racing Yamaha WorldSSP	Yamaha YZF R6	11:28'54.338	1'49.172	-0.025	153,567
10	U. ORRADRE	ESP	MS Racing Yamaha WorldSSP	Yamaha YZF R6	11:28'54.457	1'48.651	-0.521	154,303
25	M. BRENNER	SUI	VFT Racing	Yamaha YZF R6	11:28'54.653	1'48.279	-0.372	154,833
99	A. HUERTAS	ESP	MTM Kawasaki	Kawasaki ZX-6R	11:29'05.430	1'47.945	-0.334	155,312
61	C. ONCU	TUR	Kawasaki Puccetti Racing	Kawasaki ZX-6R	11:29'17.466	1'46.639	-1.306	157,215
61	C. ONCU	TUR	Kawasaki Puccetti Racing	Kawasaki ZX-6R	11:31'03.671	1'46.205	-0.434	157,857
7	L. BALDASSARRI	ITA	Evan Bros.WorldSSP Yamaha Team	Yamaha YZF R6	11:32'59.122	1'46.132	-0.073	157,966
61	C. ONCU	TUR	Kawasaki Puccetti Racing	Kawasaki ZX-6R	11:34'35.998	1'46.077	-0.055	158,047
77	D. AEGERTER	SUI	Ten Kate Racing Yamaha	Yamaha YZF R6	11:35'12.902	1'45.546	-0.531	158,843
77	D. AEGERTER	SUI	Ten Kate Racing Yamaha	Yamaha YZF R6	11:36'58.378	1'45.476	-0.070	158,948
77	D. AEGERTER	SUI	Ten Kate Racing Yamaha	Yamaha YZF R6	11:40'29.069	1'45.205	-0.271	159,357

Start 11:25 End 12:13 The results are provisional until the end of the time limit for protests and appeals and the completion of the technical checks.

These data/results cannot be reproduced, stored and/or transmitted in whole or in part by any manner of electronic, mechanical, photocopying, recording, broadcasting or otherwise now known or herein after developed without the previous express consent by the copyright owner, except for reproduction in daily press and regular printed publications on sale to the public within 60 days of the event related to those data/results and always provided that copyright symbol appears together as follows below.

© DORNA WSBK ORGANIZATION Srl 2022

Catalunya Round, 23-25 September 2022
Best Sectors & Speed Free Practice 1st Session

BEST LAP				
1	77	D. AEGERTER	Yamaha YZF R6	1'45.205
2	7	L. BALDASSARRI	Yamaha YZF R6	1'45.512
3	66	N. TUULI	MV Agusta F3 800 RR	1'45.863
4	61	C. ONCU	Kawasaki ZX-6R	1'45.947
5	62	S. MANZI	Triumph Street Triple RS	1'45.956
6	3	R. DE ROSA	Ducati Panigale V2	1'46.153
7	11	N. BULEGA	Ducati Panigale V2	1'46.342
8	99	A. HUERTAS	Kawasaki ZX-6R	1'46.367
9	16	J. CLUZEL	Yamaha YZF R6	1'46.406
10	94	A. VERDOIA	Yamaha YZF R6	1'46.437
11	23	I. VINALES	Ducati Panigale V2	1'46.441
12	10	U. ORRADRE	Yamaha YZF R6	1'46.523
13	55	Y. MONTELLA	Kawasaki ZX-6R	1'46.532
14	52	P. HOBELSBERGER	Yamaha YZF R6	1'46.623
15	54	B. SOFUOGLU	MV Agusta F3 800 RR	1'46.627
16	38	H. SOOMER	Triumph Street Triple RS	1'46.664
17	81	A. VIU	Yamaha YZF R6	1'46.673
18	56	P. SEBESTYEN	Yamaha YZF R6	1'46.717
19	9	S. JESPERSEN	Yamaha YZF R6	1'46.763
20	64	F. CARICASULO	Ducati Panigale V2	1'46.819
21	25	M. BRENNER	Yamaha YZF R6	1'46.834
22	28	G. VAN STRAALLEN	Yamaha YZF R6	1'46.849
23	32	D. BAYLISS	Ducati Panigale V2	1'47.334
24	24	L. TACCINI	Yamaha YZF R6	1'47.370
25	50	D. VOSTATEK	Yamaha YZF R6	1'47.534
26	76	J. GIRAL	Ducati Panigale V2	1'47.792
27	22	F. FULIGNI	Ducati Panigale V2	1'47.990
28	21	B. CURRIE	Kawasaki ZX-6R	1'48.129
29	69	T. BOOTH-AMOS	Kawasaki ZX-6R	1'48.255
30	73	M. KOFLER	Ducati Panigale V2	1'48.341
31	6	J. BUIS	Kawasaki ZX-6R	1'48.358
32	70	M. ALCOBA	Yamaha YZF R6	1'48.664

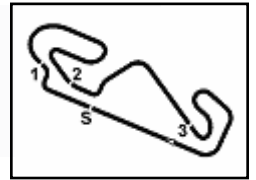
SPEED				
1	64	F. CARICASULO	Ducati Panigale V2	283,5
2	54	B. SOFUOGLU	MV Agusta F3 800 RR	279,8
3	10	U. ORRADRE	Yamaha YZF R6	279,8
4	56	P. SEBESTYEN	Yamaha YZF R6	277,6
5	50	D. VOSTATEK	Yamaha YZF R6	276,9
6	61	C. ONCU	Kawasaki ZX-6R	276,9
7	25	M. BRENNER	Yamaha YZF R6	276,9
8	24	L. TACCINI	Yamaha YZF R6	275,5
9	62	S. MANZI	Triumph Street Triple RS	275,5
10	9	S. JESPERSEN	Yamaha YZF R6	274,8
11	32	D. BAYLISS	Ducati Panigale V2	274,8
12	23	I. VINALES	Ducati Panigale V2	274,1
13	55	Y. MONTELLA	Kawasaki ZX-6R	274,1
14	77	D. AEGERTER	Yamaha YZF R6	273,4
15	7	L. BALDASSARRI	Yamaha YZF R6	272,7
16	22	F. FULIGNI	Ducati Panigale V2	272,0
17	70	M. ALCOBA	Yamaha YZF R6	272,0
18	52	P. HOBELSBERGER	Yamaha YZF R6	272,0
19	11	N. BULEGA	Ducati Panigale V2	272,0
20	76	J. GIRAL	Ducati Panigale V2	271,4
21	21	B. CURRIE	Kawasaki ZX-6R	271,4
22	66	N. TUULI	MV Agusta F3 800 RR	271,4
23	3	R. DE ROSA	Ducati Panigale V2	271,4
24	99	A. HUERTAS	Kawasaki ZX-6R	271,4
25	38	H. SOOMER	Triumph Street Triple RS	270,7
26	94	A. VERDOIA	Yamaha YZF R6	270,7
27	73	M. KOFLER	Ducati Panigale V2	270,7
28	16	J. CLUZEL	Yamaha YZF R6	270,7
29	28	G. VAN STRAALLEN	Yamaha YZF R6	270,0
30	6	J. BUIS	Kawasaki ZX-6R	269,3
31	69	T. BOOTH-AMOS	Kawasaki ZX-6R	268,7
32	81	A. VIU	Yamaha YZF R6	264,7

SEG. 1			SEG. 2			SEG. 3			SEG. 4		
1	77	D. AEGERTER	18.752	1	77	D. AEGERTER	32.029	1	77	D. AEGERTER	31.858
2	7	L. BALDASSARRI	18.773	2	66	N. TUULI	32.156	2	7	L. BALDASSARRI	32.001
3	64	F. CARICASULO	18.785	3	61	C. ONCU	32.224	3	3	R. DE ROSA	32.014
4	62	S. MANZI	18.832	4	7	L. BALDASSARRI	32.265	4	66	N. TUULI	32.032
5	61	C. ONCU	18.867	5	11	N. BULEGA	32.278	5	62	S. MANZI	32.035
6	25	M. BRENNER	18.879	6	38	H. SOOMER	32.282	6	94	A. VERDOIA	32.137
7	23	I. VINALES	18.907	7	81	A. VIU	32.283	7	99	A. HUERTAS	32.180
8	55	Y. MONTELLA	18.943	8	99	A. HUERTAS	32.284	8	10	U. ORRADRE	32.196
9	56	P. SEBESTYEN	18.949	9	3	R. DE ROSA	32.310	9	11	N. BULEGA	32.208
10	94	A. VERDOIA	18.957	10	55	Y. MONTELLA	32.330	10	16	J. CLUZEL	32.217
11	38	H. SOOMER	18.974	11	62	S. MANZI	32.338	11	23	I. VINALES	32.268
12	3	R. DE ROSA	18.978	12	16	J. CLUZEL	32.349	12	61	C. ONCU	32.278
13	28	G. VAN STRAALLEN	18.981	13	10	U. ORRADRE	32.374	13	55	Y. MONTELLA	32.278
14	66	N. TUULI	18.984	14	94	A. VERDOIA	32.375	14	54	B. SOFUOGLU	32.270
15	99	A. HUERTAS	18.985	15	25	M. BRENNER	32.383	15	81	A. VIU	32.270
16	54	B. SOFUOGLU	19.004	16	52	P. HOBELSBERGER	32.401	16	9	S. JESPERSEN	32.271
17	9	S. JESPERSEN	19.039	17	23	I. VINALES	32.405	17	56	P. SEBESTYEN	32.272
18	16	J. CLUZEL	19.048	18	54	B. SOFUOGLU	32.414	18	38	H. SOOMER	32.273
19	32	D. BAYLISS	19.051	19	64	F. CARICASULO	32.441	19	64	F. CARICASULO	32.274
20	50	D. VOSTATEK	19.053	20	9	S. JESPERSEN	32.449	20	52	P. HOBELSBERGER	32.278
21	10	U. ORRADRE	19.071	21	56	P. SEBESTYEN	32.501	21	50	D. VOSTATEK	32.281
22	52	P. HOBELSBERGER	19.090	22	24	L. TACCINI	32.516	22	32	D. BAYLISS	32.285
23	22	F. FULIGNI	19.099	23	28	G. VAN STRAALLEN	32.552	23	28	G. VAN STRAALLEN	32.284
24	11	N. BULEGA	19.108	24	50	D. VOSTATEK	32.646	24	24	L. TACCINI	32.286
25	24	L. TACCINI	19.191	25	32	D. BAYLISS	32.675	25	25	M. BRENNER	32.283
26	81	A. VIU	19.209	26	76	J. GIRAL	32.731	26	73	M. KOFLER	32.297
27	76	J. GIRAL	19.211	27	69	T. BOOTH-AMOS	32.772	27	76	J. GIRAL	32.307
28	21	B. CURRIE	19.294	28	22	F. FULIGNI	32.782	28	6	J. BUIS	32.382
29	69	T. BOOTH-AMOS	19.341	29	21	B. CURRIE	32.805	29	21	B. CURRIE	32.382
30	73	M. KOFLER	19.371	30	6	J. BUIS	32.935	30	22	F. FULIGNI	32.310
31	6	J. BUIS	19.379	31	73	M. KOFLER	33.008	31	70	M. ALCOBA	32.100
32	70	M. ALCOBA	19.414	32	70	M. ALCOBA	33.062	32	69	T. BOOTH-AMOS	32.103

23/09/2022

These data/results cannot be reproduced, stored and/or transmitted in whole or in part by any manner of electronic, mechanical, photocopying, recording, broadcasting or otherwise now known or herein after developed without the previous express consent by the copyright owner, except for reproduction in daily press and regular printed publications on sale to the public within 60 days of the event related to those data/results and always provided that copyright symbol appears together as follows below.

© DORNA WSBK ORGANIZATION Srl 2022



Circuit de Barcelona 4.657 m

Catalunya Round, 23-25 September 2022
Ideal Times Free Practice 1st Session

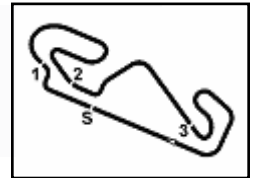
No. Rider	Nat	Bike	Seg. 1 Diff. 1	Seg. 2 Diff. 2	Seg. 3 Diff. 3	Seg. 4 Diff. 4	Ideal Time Best Lap	Pos.	Diff.
1 77 D. AEGERTER	SUI	Yamaha YZF R6	18.752 +0.132	32.029 +0.049	22.336 +0.049	31.858	1'44.975 1'45.205	1	0.230
2 7 L. BALDASSARRI	ITA	Yamaha YZF R6	18.773 +0.004	32.265	22.469	32.001	1'45.508 1'45.512	2	0.004
3 66 N. TUULI	FIN	MV Agusta F3 800 RR	18.984 +0.028	32.156 +0.177	22.504	32.014	1'45.658 1'45.863	3	0.205
4 61 C. ONCU	TUR	Kawasaki ZX-6R	18.867 +0.041	32.224 +0.038	22.686	32.032 +0.059	1'45.809 1'45.947	4	0.138
5 62 S. MANZI	ITA	Triumph Street Triple RS	18.832 +0.032	32.338 +0.056	22.514 +0.047	32.137	1'45.821 1'45.956	5	0.135
6 99 A. HUERTAS	ESP	Kawasaki ZX-6R	18.985 +0.006	32.284	22.600	32.035 +0.457	1'45.904 1'46.367	8	0.463
7 3 R. DE ROSA	ITA	Ducati Panigale V2	18.978	32.310 +0.063	22.497 +0.069	32.208 +0.028	1'45.993 1'46.153	6	0.160
8 94 A. VERDOIA	FRA	Yamaha YZF R6	18.957 +0.126	32.375 +0.194	22.589	32.196	1'46.117 1'46.437	10	0.320
9 11 N. BULEGA	ITA	Ducati Panigale V2	19.108	32.278	22.641	32.217 +0.098	1'46.244 1'46.342	7	0.098
10 55 Y. MONTELLA	ITA	Kawasaki ZX-6R	18.943	32.330	22.690 +0.077	32.283 +0.209	1'46.246 1'46.532	13	0.286
11 16 J. CLUZEL	FRA	Yamaha YZF R6	19.048	32.349	22.683 +0.023	32.180 +0.123	1'46.260 1'46.406	9	0.146
12 23 I. VINALES	ESP	Ducati Panigale V2	18.907 +0.130	32.405	22.684 +0.037	32.278	1'46.274 1'46.441	11	0.167
13 38 H. SOOMER	EST	Triumph Street Triple RS	18.974 +0.229	32.282	22.733 +0.018	32.356 +0.072	1'46.345 1'46.664	16	0.319
14 64 F. CARICASULO	ITA	Ducati Panigale V2	18.785 +0.118	32.441 +0.067	22.747 +0.109	32.408 +0.144	1'46.381 1'46.819	20	0.438
15 10 U. ORRADRE	ESP	Yamaha YZF R6	19.071	32.374 +0.022	22.613 +0.103	32.340	1'46.398 1'46.523	12	0.125
16 25 M. BRENNER	SUI	Yamaha YZF R6	18.879 +0.238	32.383 +0.036	22.883	32.298 +0.117	1'46.443 1'46.834	21	0.391
17 54 B. SOFUOGLU	TUR	MV Agusta F3 800 RR	19.004 +0.085	32.414 +0.090	22.701	32.333	1'46.452 1'46.627	15	0.175
18 9 S. JESPERSEN	DEN	Yamaha YZF R6	19.039 +0.166	32.449 +0.040	22.716 +0.047	32.288 +0.018	1'46.492 1'46.763	19	0.271
19 81 A. VIU	ESP	Yamaha YZF R6	19.209 +0.090	32.283	22.707 +0.053	32.331	1'46.530 1'46.673	17	0.143
20 52 P. HOBELSBERGER	GER	Yamaha YZF R6	19.090 +0.030	32.401 +0.043	22.781	32.278	1'46.550 1'46.623	14	0.073
21 56 P. SEBESTYEN	HUN	Yamaha YZF R6	18.949	32.501	22.724	32.395 +0.148	1'46.569 1'46.717	18	0.148
22 28 G. VAN STRAALLEN	NED	Yamaha YZF R6	18.981 +0.054	32.552 +0.164	22.824 +0.006	32.268	1'46.625 1'46.849	22	0.224
23 24 L. TACCINI	ITA	Yamaha YZF R6	19.191	32.516 +0.179	22.866	32.470 +0.148	1'47.043 1'47.370	24	0.327
24 32 D. BAYLISS	AUS	Ducati Panigale V2	19.051 +0.103	32.675 +0.002	22.815 +0.119	32.569	1'47.110 1'47.334	23	0.224
25 50 D. VOSTATEK	CZE	Yamaha YZF R6	19.053 +0.282	32.646	22.801 +0.023	32.621 +0.108	1'47.121 1'47.534	25	0.413
26 21 B. CURRIE	AUS	Kawasaki ZX-6R	19.294 +0.126	32.805 +0.258	23.082 +0.009	32.479 +0.076	1'47.660 1'48.129	28	0.469
27 22 F. FULIGNI	ITA	Ducati Panigale V2	19.099 +0.094	32.782 +0.050	23.100 +0.042	32.739 +0.084	1'47.720 1'47.990	27	0.270
28 76 J. GIRAL	ESP	Ducati Panigale V2	19.211 +0.041	32.731 +0.014	23.007 +0.012	32.776	1'47.725 1'47.792	26	0.067
29 69 T. BOOTH-AMOS	GBR	Kawasaki ZX-6R	19.341 +0.107	32.772	23.103 +0.089	32.714 +0.129	1'47.930 1'48.255	29	0.325
30 6 J. BUIJS	NED	Kawasaki ZX-6R	19.379	32.935 +0.121	23.082 +0.087	32.754	1'48.150 1'48.358	31	0.208
31 73 M. KOFLER	AUT	Ducati Panigale V2	19.371 +0.145	33.008	22.997 +0.033	32.787	1'48.163 1'48.341	30	0.178
32 70 M. ALCOBA	ESP	Yamaha YZF R6	19.414 +0.080	33.062	23.100 +0.068	32.890 +0.050	1'48.466 1'48.664	32	0.198
Overall Ideal Time			18.752	32.029	22.336	31.858	1'44.975		

23/09/2022

These data/results cannot be reproduced, stored and/or transmitted in whole or in part by any manner of electronic, mechanical, photocopying, recording, broadcasting or otherwise now known or herein after developed without the previous express consent by the copyright owner, except for reproduction in daily press and regular printed publications on sale to the public within 60 days of the event related to those data/results and always provided that copyright symbol appears together as follows below.

© DORNA WSBK ORGANIZATION Srl 2022

FIGR PERUGIA TIMING

Catalunya Round, 23-25 September 2022
Chronological Analysis Free Practice 1st Session

Circuit de Barcelona 4.657 m

1 / 6

1° 77 D. AEGERTER [1'45.205]							
Lap	Seg1	Seg2	Seg3	Seg4	Lap Time	km/h	Local Time
1		37.413	25.169	34.930		141,5	11:28'06.519
2	19.901	32.751	22.951	32.519	1'48.122	264,7	11:29'54.641
3	19.242	32.311	22.703	32.230	1'46.486	267,3	11:31'41.127
4	19.003	32.271	22.820	32.135	1'46.229	271,4	11:33'27.356
5	18.897	32.244	22.507	31.898	1'45.546	271,4	11:35'12.902
6	18.873	32.171	22.506	31.926	1'45.476	271,4	11:36'58.378
7	18.897	32.161	22.424	32.004	1'45.486	272,0	11:38'43.864
8	18.884	32.078	22.385	31.858	1'45.205	270,0	11:40'29.069
9	18.911	32.158	22.391	32.020	1'45.480	269,3	11:42'14.549
10	18.834	32.150	22.459	31.939	1'45.382	270,7	11:43'59.931
11	18.867	32.029	22.336	32.141	1'45.373	271,4	11:45'45.304
12	18.891	32.295	22.518	45.623	1'59.327P	270,0	11:47'44.631
13	9'49.211	33.426	23.025	33.128	11'18.790P	189,8	11:59'03.421
14	19.158	32.342	22.857	32.879	1'47.236	269,3	12:00'50.657
15	18.752	32.184	22.425	32.120	1'45.481	273,4	12:02'36.138
16	18.908	32.232	22.469	32.042	1'45.651	268,7	12:04'21.789
17	18.919	32.269	22.477	32.055	1'45.720	270,7	12:06'07.509
18	18.895	32.314	22.497	32.258	1'45.964	271,4	12:07'53.473
19	18.946	32.362	22.541	32.320	1'46.169	271,4	12:09'39.642
20	18.876	32.408	22.510	32.667	1'46.461	272,0	12:11'26.103

4° 61 C. ONCU [1'45.947]							
Lap	Seg1	Seg2	Seg3	Seg4	Lap Time	km/h	Local Time
1		33.788	23.442	32.994		188,5	11:27'30.827
2	19.064	32.339	23.063	32.173	1'46.639	269,3	11:29'17.466
3	19.038	32.313	22.812	32.042	1'46.205	271,4	11:31'03.671
4	18.867	32.524	22.827	32.032	1'46.250	276,9	11:32'49.921
5	18.875	32.224	22.822	32.156	1'46.077	271,4	11:34'35.998
6	18.941	32.331	22.767	31.987	1'46.026C	270,7	11:36'22.024
7	18.908	32.262	22.686	32.091	1'45.947	269,3	11:38'07.971
8	18.898	32.457	22.745	32.282	1'46.382	274,1	11:39'54.353
9	19.029	32.446	22.799	32.129	1'46.403	268,0	11:41'40.756
10	19.811	40.272	23.356	32.325	1'55.764	267,3	11:43'36.520
11	18.948	32.283	23.336	46.425	2'00.992P	268,0	11:45'37.512
12	10'56.387	32.922	23.021	32.425	12'24.755P	164,9	11:58'02.267
13	18.967	32.283	22.883	32.464	1'46.597	270,0	11:59'48.864
14	20.146	34.269	23.064	32.852	1'50.331	266,7	12:01'39.195
15	19.030	32.470	22.851	32.482	1'46.833	270,0	12:03'26.028
16	19.018	32.783	22.954	32.665	1'47.420	268,0	12:05'13.448
17	19.178	34.351	24.507	36.792	1'54.828	267,3	12:07'08.276
18	19.115	32.896	36.198	34.678	2'02.887	268,0	12:09'11.163
19	19.712	33.586	23.097	44.737	2'01.132P	264,7	12:11'12.295

2° 7 L. BALDASSARRI [1'45.512]							
Lap	Seg1	Seg2	Seg3	Seg4	Lap Time	km/h	Local Time
1		34.788	23.587	33.239		172,5	11:27'39.099
2	19.266	33.003	22.807	32.451	1'47.527	270,7	11:29'26.626
3	19.080	32.402	22.671	32.211	1'46.364	272,0	11:31'12.990
4	18.961	32.379	22.661	32.131	1'46.132	272,0	11:32'59.122
5	18.976	32.439	22.606	32.227	1'46.248	271,4	11:34'45.370
6	18.817	32.337	22.585	32.173	1'45.912C	272,0	11:36'31.282
7	19.194	32.536	22.638	32.346	1'46.714	272,0	11:38'17.996
8	18.777	32.265	22.469	32.001	1'45.512	272,7	11:40'03.508
9	18.773	32.286	22.700	32.265	1'46.024	271,4	11:41'49.532
10	18.880	32.436	22.614	32.191	1'46.121	272,0	11:43'35.653
11	18.906	32.451	22.691	32.202	1'46.250	272,0	11:45'21.903
12	21.435	35.014	23.628	45.761	2'05.838P	271,4	11:47'27.741
13	10'14.872	33.475	22.993	32.573	11'43.913P	186,2	11:59'11.654
14	18.917	32.475	22.715	32.295	1'46.402	270,0	12:00'58.056
15	18.836	32.417	22.829	32.302	1'46.384	272,7	12:02'44.440
16	18.867	32.518	22.702	32.395	1'46.482	272,0	12:04'30.922
17	18.882	32.558	22.650	32.408	1'46.498	271,4	12:06'17.420
18	19.026	33.833	23.371	37.062	1'53.292	270,7	12:08'10.712
19	18.927	32.391	22.764	32.563	1'46.645	272,7	12:09'57.357
20	25.215	36.004	23.764	33.670	1'58.653	265,4	12:11'56.010

5° 62 S. MANZI [1'45.956]							
Lap	Seg1	Seg2	Seg3	Seg4	Lap Time	km/h	Local Time
1		35.593	24.704	33.410		113,3	11:27'22.520
2	19.988	33.393	23.187	33.147	1'49.715	270,7	11:29'12.235
3	19.877	33.290	23.179	32.678	1'49.024	268,7	11:31'01.259
4	19.319	32.935	22.946	32.585	1'47.785	271,4	11:32'49.044
5	19.088	33.014	23.029	32.417	1'47.548C	270,7	11:34'36.592
6	19.302	32.874	22.751	32.202	1'47.129C	270,7	11:36'23.721
7	18.851	32.528	22.514	32.173	1'46.066	274,8	11:38'09.787
8	18.864	32.394	22.561	32.137	1'45.956	275,5	11:39'55.743
9	18.832	32.457	22.674	32.249	1'46.212	275,5	11:41'41.955
10	18.889	38.317	24.988	32.581	1'54.775	272,0	11:43'36.730
11	18.935	32.338	23.240	46.539	2'01.052P	275,5	11:45'37.782
12	10'59.297	33.542	23.262	32.766	12'28.867P	167,4	11:58'06.649
13	19.058	32.853	22.756	32.517	1'47.184	270,0	11:59'53.833
14	20.355	36.791	23.517	44.644	2'05.307P	270,7	12:01'59.140
15	2'10.590	33.128	22.907	32.400	3'39.025P	164,4	12:05'38.165
16	19.157	32.583	22.659	32.388	1'46.787	269,3	12:07'24.952
17	18.997	32.599	22.708	32.408	1'46.712	269,3	12:09'11.664
18	19.288	32.723	22.676	32.404	1'47.091	274,8	12:10'58.755

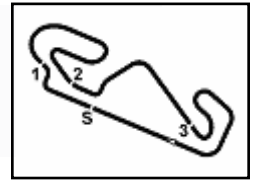
3° 66 N. TUULI [1'45.863]							
Lap	Seg1	Seg2	Seg3	Seg4	Lap Time	km/h	Local Time
1		35.406	24.835	34.013		174,2	11:27'25.385
2	20.488	33.343	23.521	32.894	1'50.246	254,1	11:29'15.631
3	19.772	33.045	22.828	32.266	1'47.911	269,3	11:31'03.542
4	19.323	32.620	22.825	32.160	1'46.928	270,0	11:32'50.470
5	18.984	32.419	22.648	32.133	1'46.184	271,4	11:34'36.654
6	19.058	32.558	22.606	32.288	1'46.510C	270,0	11:36'23.164
7	19.041	32.444	22.598	32.090	1'46.173	268,7	11:38'09.337
8	19.020	32.295	22.569	32.205	1'46.089	268,7	11:39'55.426
9	19.039	33.076	22.956	46.834	2'01.905P	268,0	11:41'57.331
10	8'42.135	33.022	22.845	32.382	10'10.384P	127,1	11:52'07.715
11	19.173	32.361	22.553	32.126	1'46.213	264,7	11:53'53.928
12	19.012	32.333	22.504	32.014	1'45.863	265,4	11:55'39.791
13	20.678	34.363	23.306	48.406	2'06.753P	265,4	11:57'46.544
14	4'57.050	33.026	22.824	32.443	6'25.343P	169,3	12:04'11.887
15	19.227	32.541	22.753	32.164	1'46.685	266,0	12:05'58.572

6° 3 R. DE ROSA [1'46.153]							
Lap	Seg1	Seg2	Seg3	Seg4	Lap Time	km/h	Local Time
1		36.778	24.202	34.616		158,6	11:30'22.745
2	19.760	33.405	23.228	32.985	1'49.378	266,7	11:32'12.123
3	19.336	32.705	22.772	32.521	1'47.334	268,7	11:33'59.457
4	19.102	32.703	22.721	32.340	1'46.866C	270,0	11:35'46.323
5	19.168	32.441	22.497	32.208	1'46.314	270,0	11:37'32.637
6	19.614	34.315	23.591	48.210	2'05.730P	271,4	11:39'38.367
7	8'19.704	35.060	23.718	33.119	9'51.601P	173,9	11:49'29.968
8	19.235	32.623	22.880	32.538	1'47.276	269,3	11:51'17.244
9	18.978	32.373	22.566	32.236	1'46.153	270,7	11:53'03.397
10	18.987	32.310	22.533	32.371	1'46.201	270,0	11:54'49.598
11	19.047	34.711	24.299	50.678	2'08.735P	268,0	11:56'58.333
12	6'21.897	33.771	23.030	32.787	7'51.485P	124,0	12:04'49.818
13	19.210	32.602	22.662	32.335	1'46.809	268,7	12:06'36.627
14	19.041	32.381	22.603	32.420	1'46.445	268,0	12:08'23.072

23/09/2022 P = Pits In/Out - C = Lap Time Cancelled

These data/results cannot be reproduced, stored and/or transmitted in whole or in part by any manner of electronic, mechanical, photocopying, recording, broadcasting or otherwise now known or herein after developed without the previous express consent by the copyright owner, except for reproduction in daily press and regular printed publications on sale to the public within 60 days of the event related to those data/results and always provided that copyright symbol appears together as follows below.

© DORNA WSBK ORGANIZATION Srl 2022



Catalunya Round, 23-25 September 2022
Chronological Analysis Free Practice 1st Session

Circuit de Barcelona 4.657 m

2 / 6

15 19.086 32.437 22.593 32.254 1'46.370 269,3 12:10'09.442

14 19.042 32.555 22.684 32.398 1'46.679 266,0 12:06'22.217

15 19.007 32.472 22.670 32.476 1'46.625 266,0 12:08'08.842

16 19.238 35.035 23.159 32.638 1'50.070 264,1 12:09'58.912

17 19.183 46.629 22.894 32.618 1'47.324 266,0 12:11'46.236

7° 11 N. BULEGA [1'46.342]							
Lap	Seg.1	Seg.2	Seg.3	Seg.4	Lap Time	km/h	Local Time
1		41.001	26.425	34.561		160,2	11:28'07.844
2	19.690	32.734	22.841	32.488	1'47.753	268,0	11:29'55.597
3	19.276	32.500	22.719	32.217	1'46.712	270,7	11:31'42.309
4	19.108	32.278	22.641	32.315	1'46.342	272,0	11:33'28.651

11° 23 I. VINALES [1'46.441]							
Lap	Seg.1	Seg.2	Seg.3	Seg.4	Lap Time	km/h	Local Time
1		35.193	23.871	39.838		182,7	11:27'06.533
2	19.624	33.050	23.407	33.351	1'49.432	271,4	11:28'55.965
3	19.346	32.711	23.204	32.545	1'47.806	271,4	11:30'43.771
4	19.249	32.550	22.798	32.479	1'47.076	274,1	11:32'30.847
5	19.149	32.696	23.985	33.142	1'48.972	273,4	11:34'19.819
6	19.111	32.663	23.098	32.704	1'47.576C	272,0	11:36'07.395
7	19.019	32.473	22.829	32.645	1'46.966	274,1	11:37'54.361
8	19.053	32.523	22.724	32.402	1'46.702	272,0	11:39'41.063
9	19.612	34.516	23.452	46.085	2'03.665P	273,4	11:41'44.728
10	9'03.299	33.805	23.315	33.181	10'33.600P	151,7	11:59'44.328
11	19.485	33.009	23.025	32.917	1'48.436	264,7	11:54'06.764
12	19.504	32.924	22.903	32.796	1'48.127	264,7	11:55'54.891
13	19.282	32.892	22.939	32.952	1'48.065	264,7	11:57'42.956
14	19.319	33.041	22.994	46.107	2'01.461P	266,0	11:59'44.417
15	4'13.083	35.576	22.821	32.675	5'44.155P	142,5	12:05'28.572
16	18.907	32.440	22.732	32.399	1'46.478	270,7	12:07'15.050
17	19.099	32.420	22.684	32.347	1'46.550	267,3	12:09'01.600
18	19.037	32.405	22.721	32.278	1'46.441	270,0	12:10'48.041

8° 99 A. HUERTAS [1'46.367]							
Lap	Seg.1	Seg.2	Seg.3	Seg.4	Lap Time	km/h	Local Time
1		34.126	23.426	32.626		152,3	11:27'17.485
2	19.414	32.892	23.097	32.542	1'47.945	270,0	11:29'05.430
3	19.484	32.695	22.976	32.370	1'47.525	268,7	11:30'52.955
4	19.267	32.724	22.859	32.420	1'47.270	268,7	11:32'40.225
5	19.111	32.720	22.858	32.341	1'47.030	269,3	11:34'27.255
6	19.108	32.547	22.878	32.383	1'46.916C	270,7	11:36'14.171
7	19.190	33.557	22.920	43.064	1'58.731P	268,0	11:38'12.902
8	6'09.255	33.380	22.985	32.346	7'37.966CP	188,5	11:45'50.868
9	19.126	32.598	22.709	32.295	1'46.728	268,0	11:47'37.596
10	19.024	32.634	22.955	33.946	1'48.559	271,4	11:49'26.155
11	19.025	32.616	22.763	32.158	1'46.562	269,3	11:51'12.717
12	18.985	32.656	22.728	32.400	1'46.769	268,0	11:52'59.486
13	19.585	35.693	23.224	44.400	2'02.902P	266,7	11:55'02.388
14	10'49.253	32.691	22.685	32.035	12'16.664P	188,8	12:07'19.052
15	18.991	32.284	22.600	32.492	1'46.367	268,0	12:09'05.419
16	18.996	32.546	22.671	32.286	1'46.499	269,3	12:10'51.918

12° 10 U. ORRADRE [1'46.523]							
Lap	Seg.1	Seg.2	Seg.3	Seg.4	Lap Time	km/h	Local Time
1		35.605	23.988	33.762		102,8	11:27'05.806
2	19.780	33.037	23.145	32.689	1'48.651	267,3	11:28'54.457
3	19.524	32.921	23.796	32.539	1'48.780	274,8	11:30'43.237
4	19.071	32.396	22.716	32.340	1'46.523	269,3	11:32'29.760
5	19.093	32.374	22.903	32.653	1'47.023	274,8	11:34'16.783
6	21.557	36.002	23.106	45.208	2'05.873CP	279,8	11:36'22.656
7	9'30.964	36.408	23.360	33.374	11'04.106P	101,9	11:47'26.762
8	19.376	32.901	22.824	32.476	1'47.577	264,7	11:49'14.339
9	19.197	32.514	22.991	32.554	1'47.256	264,7	11:51'01.595
10	19.255	32.527	22.717	32.505	1'47.004	266,7	11:52'48.599
11	19.133	32.583	22.613	32.311	1'46.640C	266,0	11:54'35.239
12	20.951	36.879	23.403	46.038	2'07.271P	266,7	11:56'42.510
13	7'42.083	40.143	23.241	32.522	9'17.989P	142,5	12:06'00.499
14	19.277	34.368	23.213	47.177	2'04.035P	266,7	12:08'04.534

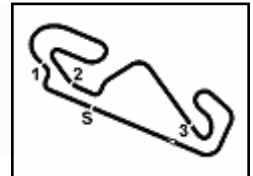
9° 16 J. CLUZEL [1'46.406]							
Lap	Seg.1	Seg.2	Seg.3	Seg.4	Lap Time	km/h	Local Time
1		34.961	26.289	34.041		166,7	11:28'13.104
2	19.696	32.592	22.855	32.532	1'47.675	265,4	11:30'00.779
3	19.231	32.351	22.827	32.180	1'46.589	267,3	11:31'47.368
4	19.084	32.351	22.683	32.444	1'46.562	269,3	11:33'33.930
5	19.055	33.703	23.541	32.680	1'48.979	270,7	11:35'22.909
6	19.048	32.349	22.706	32.303	1'46.406	270,7	11:37'09.315
7	19.048	33.848	23.703	44.635	2'01.234P	269,3	11:39'10.549
8	11'15.800	33.627	23.256	32.762	12'45.445P	179,1	11:51'55.994
9	19.191	32.537	22.830	32.460	1'47.018C	264,1	11:53'43.012
10	19.225	32.558	22.802	44.059	1'58.644P	265,4	11:55'41.656
11	4'18.823	33.691	23.190	32.524	5'48.228P	189,5	12:01'29.884
12	19.263	32.421	22.692	32.244	1'46.620	264,7	12:03'16.504
13	19.158	32.390	22.788	32.310	1'46.646	265,4	12:05'03.150
14	19.095	35.264	23.945	47.899	2'06.203	266,0	12:07'09.353
15	19.187	32.530	22.731	36.615	1'51.063	267,3	12:09'00.416
16	19.069	32.480	22.728	32.733	1'47.010	268,0	12:10'47.426

13° 55 Y. MONTELLA [1'46.532]							
Lap	Seg.1	Seg.2	Seg.3	Seg.4	Lap Time	km/h	Local Time
1		33.740	23.514	32.748		193,5	11:27'33.139
2	19.612	32.614	23.017	33.139	1'48.382	269,3	11:29'21.521
3	19.300	32.402	22.887	32.403	1'46.992	270,7	11:31'08.513
4	19.125	32.369	22.836	32.371	1'46.701	272,0	11:32'55.214
5	19.083	33.184	24.531	33.501	1'50.299	272,0	11:34'45.513
6	19.037	32.471	22.828	32.399	1'46.735C	270,7	11:36'32.248
7	19.166	32.496	22.690	32.283	1'46.635	274,1	11:38'18.883
8	18.943	32.330	22.767	32.492	1'46.532	272,7	11:40'05.415
9	19.056	50.167	23.963	32.813	2'05.999	272,7	11:42'11.414
10	19.204	32.411	22.833	32.432	1'46.880	270,0	11:43'58.294
11	19.127	32.417	22.864	32.515	1'46.923	268,7	11:45'45.217
12	19.262	32.583	22.831	45.440	2'00.116P	266,7	11:47'45.333
13	9'47.551	33.375	23.314	33.077	11'17.317P	184,0	11:59'02.650
14	19.337	32.748	22.975	32.793	1'47.853	266,0	12:00'50.503
15	19.298	32.520	22.935	32.545	1'47.298	267,3	12:02'37.801
16	19.202	32.737	22.979	44.633	1'59.551P	270,0	12:04'37.352
17	2'26.606	32.917	23.148	32.618	3'55.289P	189,8	12:08'32.641
18	19.189	32.703	22.993	32.589	1'47.474	269,3	12:10'20.115

23/09/2022 P = Pits In/Out - C = Lap Time Cancelled

These data/results cannot be reproduced, stored and/or transmitted in whole or in part by any manner of electronic, mechanical, photocopying, recording, broadcasting or otherwise now known or herein after developed without the previous express consent by the copyright owner, except for reproduction in daily press and regular printed publications on sale to the public within 60 days of the event related to those data/results and always provided that copyright symbol appears together as follows below.

© DORNA WSBK ORGANIZATION Srl 2022



Catalunya Round, 23-25 September 2022
Chronological Analysis Free Practice 1st Session

Circuit de Barcelona 4.657 m

3 / 6

14° 52 P. HOBELSBERGER [1'46.623]							
Lap	Seg1	Seg2	Seg3	Seg4	Lap Time	km/h	Local Time
1		37.073	24.371	34.871		151,3	11:27'52.741
2	20.914	33.770	23.468	33.346	1'51.498	262,8	11:29'44.239
3	20.007	33.103	23.117	33.148	1'49.375	264,7	11:31'33.614
4	19.595	32.901	23.145	32.862	1'48.503	266,0	11:33'22.117
5	19.670	32.788	23.096	32.729	1'48.283	266,7	11:35'10.400
6	19.414	32.728	22.912	32.741	1'47.795	266,0	11:36'58.195
7	19.782	32.915	23.050	46.085	2'01.832P	265,4	11:39'00.027
8	7'12.466	36.277	23.239	34.643	8'46.625P	140,4	11:47'46.652
9	19.494	33.019	27.373	34.046	1'53.932	264,7	11:49'40.584
10	19.294	32.707	22.912	32.680	1'47.593	267,3	11:51'28.177
11	20.064	33.965	23.082	32.956	1'50.067	268,7	11:53'18.244
12	19.245	32.620	22.913	32.676	1'47.454	270,0	11:55'05.698
13	19.375	33.536	25.322	46.459	2'04.692P	272,0	11:57'10.390
14	5'34.402	33.772	23.207	32.747	7'04.128P	164,6	12:04'14.518
15	19.150	32.401	23.013	32.436	1'47.000	267,3	12:06'01.518
16	19.120	32.444	22.781	32.278	1'46.623	268,7	12:07'48.141
17	19.090	33.151	28.554	36.897	1'57.692	268,0	12:09'45.833
18	19.310	32.601	22.913	32.453	1'47.277	266,7	12:11'33.110

15° 54 B. SOFUOGLU [1'46.627]							
Lap	Seg1	Seg2	Seg3	Seg4	Lap Time	km/h	Local Time
1		35.014	23.622	33.595		156,7	11:27'04.956
2	19.789	33.377	23.104	32.927	1'49.197	267,3	11:28'54.153
3	19.336	32.897	22.917	32.570	1'47.720	275,5	11:30'41.873
4	19.154	32.931	22.948	32.461	1'47.494	279,8	11:32'29.367
5	19.120	32.542	22.807	32.806	1'47.275	273,4	11:34'16.642
6	19.362	32.796	22.790	32.612	1'47.560C	279,8	11:36'04.202
7	19.263	32.608	22.900	32.628	1'47.399	269,3	11:37'51.601
8	19.218	32.540	22.847	32.497	1'47.102	269,3	11:39'38.703
9	19.220	32.562	22.855	32.485	1'47.122	268,0	11:41'25.825
10	19.205	32.549	22.774	32.485	1'47.013	268,0	11:43'12.838
11	22.893	35.162	24.483	48.238	2'10.776P	267,3	11:45'23.614
12	8'28.960	33.407	23.881	32.621	9'58.869P	161,7	11:55'22.483
13	19.226	32.414	22.818	32.468	1'46.926C	270,0	11:57'09.409
14	19.116	32.440	22.760	32.467	1'46.783C	270,7	11:58'56.192
15	19.089	32.504	22.701	32.333	1'46.627	271,4	12:00'42.819
16	19.123	32.478	22.735	32.370	1'46.706	271,4	12:02'29.525
17	19.152	32.586	22.718	32.780	1'47.236	272,0	12:04'16.761
18	19.004	32.694	22.812	32.457	1'46.967	274,1	12:06'03.728
19	19.061	32.656	22.829	32.663	1'47.209	272,7	12:07'50.937
20	19.151	32.711	22.839	32.789	1'47.490	272,0	12:09'38.427
21	19.217	32.820	22.861	32.693	1'47.591	271,4	12:11'26.018

16° 38 H. SOOMER [1'46.664]							
Lap	Seg1	Seg2	Seg3	Seg4	Lap Time	km/h	Local Time
1		33.934	24.347	33.459		135,2	11:27'17.383
2	20.758	33.806	23.470	32.734	1'50.768	260,9	11:29'08.151
3	19.357	32.574	23.038	32.748	1'47.717	268,0	11:30'55.868
4	19.119	32.603	23.028	32.508	1'47.258	268,7	11:32'43.126
5	19.107	32.544	23.255	43.680	1'58.586P	269,3	11:34'41.712
6	1'02.742	32.650	23.151	32.679	2'31.222P	113,0	11:37'12.934
7	18.974	32.390	22.985	32.633	1'46.982	270,7	11:38'59.916
8	19.071	32.356	23.139	32.804	1'47.370	269,3	11:40'47.286
9	19.018	32.351	22.943	32.460	1'46.772	268,0	11:42'34.058
10	19.103	32.701	23.461	44.883	2'00.148P	268,7	11:44'34.206
11	9'31.721	32.457	23.185	32.526	10'59.889P	161,9	11:55'34.095
12	19.203	32.282	22.751	32.428	1'46.664	264,7	11:57'20.759
13	19.259	32.567	22.769	32.588	1'47.183	265,4	11:59'07.942
14	19.069	32.473	22.733	32.545	1'46.820	266,7	12:00'54.762
15	19.147	34.083	25.377	44.716	2'03.323P	266,7	12:02'58.085

16	1'12.035	33.006	23.000	32.405	2'40.446P	160,2	12:05'38.531
17	19.173	32.434	22.829	32.356	1'46.792	269,3	12:07'25.323
18	19.274	32.425	23.002	32.470	1'47.171	270,0	12:09'12.494
19	19.188	32.550	22.912	32.414	1'47.064	270,0	12:10'59.558

17° 81 A. VIU [1'46.673]							
Lap	Seg1	Seg2	Seg3	Seg4	Lap Time	km/h	Local Time
1		39.705	28.837	37.913		109,6	11:28'27.696
2	24.425	36.334	25.857	35.458	2'02.074	187,8	11:30'29.770
3	22.175	36.528	27.106	37.620	2'03.429	218,2	11:32'33.199
4	20.648	34.010	24.013	33.886	1'52.557	238,4	11:34'25.756
5	20.334	34.059	23.808	33.593	1'51.794C	250,0	11:36'17.550
6	19.945	33.442	23.420	33.140	1'49.947	262,1	11:38'07.497
7	19.752	33.107	24.855	49.448	2'07.162P	261,5	11:40'14.659
8	8'59.999	33.751	23.454	33.335	10'30.539P	153,0	11:50'45.198
9	19.712	32.987	23.112	32.794	1'48.605	261,5	11:52'33.803
10	19.600	32.824	23.124	32.780	1'48.324P	260,9	11:54'22.131
11	19.511	32.804	22.955	32.603	1'47.873	262,1	11:56'10.004
12	19.455	32.622	22.874	32.505	1'47.456	260,2	11:57'57.460
13	20.013	34.204	25.472	47.965	2'07.654P	262,8	12:00'05.114
14	4'27.681	37.749	23.070	32.424	6'00.924P	165,1	12:06'06.038
15	19.299	32.283	22.760	32.331	1'46.673	264,7	12:07'52.711
16	19.271	32.400	22.737	32.407	1'46.815	264,7	12:09'39.526
17	19.209	32.595	22.707	32.428	1'46.939	264,7	12:11'26.465

18° 56 P. SEBESTYEN [1'46.717]							
Lap	Seg1	Seg2	Seg3	Seg4	Lap Time	km/h	Local Time
1		34.083	23.737	33.966		191,8	11:27'07.211
2	19.702	33.113	23.171	32.951	1'48.937	270,0	11:28'56.148
3	19.325	32.813	23.060	32.752	1'47.950	275,5	11:30'44.098
4	19.181	32.753	22.780	32.566	1'47.280	277,6	11:32'31.378
5	19.048	32.771	22.896	32.747	1'47.462	276,9	11:34'18.840
6	19.064	32.918	22.919	32.584	1'47.485C	272,7	11:36'06.325
7	19.116	32.728	22.874	32.776	1'47.494	272,0	11:37'53.819
8	19.056	32.617	22.888	32.482	1'47.043	270,7	11:39'40.862
9	19.153	32.876	22.919	49.934	2'04.882P	271,4	11:41'45.744
10	15'57.297	33.321	23.019	32.408	17'26.045P	188,2	11:59'11.789
11	19.644	33.174	22.852	32.395	1'48.065	271,4	12:00'59.854
12	18.949	32.501	22.724	32.543	1'46.717	269,3	12:02'46.571
13	18.993	32.523	22.824	32.518	1'46.858	268,7	12:04'33.429
14	18.991	32.759	22.900	32.515	1'47.165	268,7	12:06'20.594
15	19.036	32.670	22.906	34.230	1'48.842	267,3	12:08'09.436
16	19.046	33.937	24.102	33.063	1'50.148	270,0	12:09'59.584
17	19.045	32.599	22.850	32.481	1'46.975	271,4	12:11'46.559

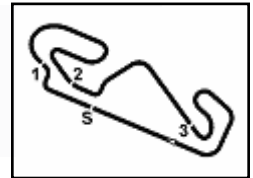
19° 9 S. JESPERSEN [1'46.763]							
Lap	Seg1	Seg2	Seg3	Seg4	Lap Time	km/h	Local Time
1		34.310	23.898	33.211		187,8	11:26'58.186
2	19.990	33.424	23.181	32.724	1'49.319	263,4	11:28'47.505
3	19.657	32.612	22.937	32.622	1'47.828	266,7	11:30'35.333
4	19.247	32.532	22.812	32.288	1'46.879	268,0	11:32'22.212
5	20.653	37.311	22.865	49.913	2'10.742P	268,0	11:34'32.954
6	7'08.065	33.537	23.095	32.648	8'37.345P	169,8	11:43'10.299
7	19.240	32.595	22.816	32.337	1'46.988	267,3	11:44'57.287
8	19.066	32.599	22.832	32.346	1'46.843	268,0	11:46'44.130
9	19.039	32.449	23.644	44.276	1'59.408P	267,3	11:48'43.538
10	9'48.584	33.398	23.074	32.405	11'17.461P	174,2	12:00'00.999
11	19.277	32.663	22.806	32.679	1'47.425	268,0	12:01'48.424
12	19.234	32.534	22.716	32.522	1'47.006	270,0	12:03'35.430
13	19.230	33.634	23.049	44.993	2'00.906P	270,7	12:05'36.336
14	2'50.708	34.796	22.889	32.813	4'21.206P	170,1	12:09'57.542
15	19.205	32.489	22.763	32.306	1'46.763	274,8	12:11'44.305

23/09/2022

P = Pits In/Out - C = Lap Time Cancelled

These data/results cannot be reproduced, stored and/or transmitted in whole or in part by any manner of electronic, mechanical, photocopying, recording, broadcasting or otherwise now known or herein after developed without the previous express consent by the copyright owner, except for reproduction in daily press and regular printed publications on sale to the public within 60 days of the event related to those data/results and always provided that copyright symbol appears together as follows below.

© DORNA WSBK ORGANIZATION Srl 2022



Catalunya Round, 23-25 September 2022
Chronological Analysis Free Practice 1st Session

20° 64 F. CARICASULO [1'46.819]							
Lap	Seg.1	Seg.2	Seg.3	Seg.4	Lap Time	km/h	Local Time
1		35.537	24.108	33.758	99,8	11:27'04.657	
2	19.657	33.330	23.225	33.019	1'49.231	273,4	11:28'53.888
3	19.200	32.973	23.021	32.616	1'47.810	274,1	11:30'41.698
4	19.160	32.662	22.874	32.528	1'47.224	276,2	11:32'28.922
5	18.973	32.538	23.005	32.731	1'47.247	276,2	11:34'16.169
6	19.041	32.787	23.012	45.252	2'00.092CP	283,5	11:36'16.261
7	4'53.757	33.210	23.081	33.095	6'23.143P	166,4	11:42'39.404
8	19.112	32.568	22.787	32.408	1'46.875	273,4	11:44'26.279
9	18.898	32.441	22.747	32.467	1'46.553C	273,4	11:46'12.832
10	18.903	32.508	22.856	32.552	1'46.819	274,1	11:47'59.651
11	18.785	32.962	23.192	43.391	1'58.330P	274,8	11:49'57.981
12	9'50.732	33.382	22.992	33.058	11'20.164P	161,2	12:01'18.145
13	19.106	32.790	22.857	32.492	1'47.245	272,7	12:03'05.390
14	18.938	32.881	22.809	33.654	1'48.282	272,7	12:04'53.672
15	19.053	32.783	23.009	32.575	1'47.420	274,1	12:06'41.092
16	18.973	32.933	22.988	32.689	1'47.583	275,5	12:08'28.675
17	18.992	32.837	23.010	32.683	1'47.522C	271,4	12:10'16.197

1						36.218	23.784	33.873	174,2	11:27'00.202
2	19.987					33.425	23.214	33.164	1'49.790	11:28'49.992
3	19.581					32.901	23.158	33.083	1'48.723	11:30'38.715
4	19.313					32.761	23.035	32.832	1'47.941	11:32'26.656
5	19.299					33.016	23.332	32.997	1'48.644	11:34'15.300
6	22.343					33.567	23.264	32.802	1'51.976C	269,3
7	19.268					32.818	22.917	32.641	1'47.644	272,7
8	19.160					32.695	22.971	32.764	1'47.590	274,8
9	19.154					32.677	22.934	32.569	1'47.334	272,0
10	19.114					32.818	23.395	32.989	1'48.316	271,4
11	23.489					34.394	23.967	45.618	2'07.468P	269,3
12	6'18.523					37.564	23.159	33.003	7'52.249P	179,1
13	19.244					32.675	22.966	32.726	1'47.611	269,3
14	19.051					32.921	23.194	45.038	2'00.204P	270,7
15	6'41.533					33.638	23.495	34.653	8'13.319P	147,3
16	19.215					32.780	22.926	32.706	1'47.627	270,0
17	19.196					32.698	22.815	32.730	1'47.439	268,0
18	19.119					32.960	23.055	32.821	1'47.955	268,7

21° 25 M. BRENNER [1'46.834]							
Lap	Seg.1	Seg.2	Seg.3	Seg.4	Lap Time	km/h	Local Time
1		34.099	23.692	33.457	190,1	11:27'06.374	
2	19.501	32.993	23.339	32.446	1'48.279	265,4	11:28'54.653
3	19.520	32.907	23.378	32.777	1'48.582	271,4	11:30'43.235
4	19.440	32.693	23.083	32.497	1'47.713	267,3	11:32'30.948
5	18.879	32.670	23.044	32.298	1'46.891	276,9	11:34'17.839
6	19.134	32.688	23.175	45.610	2'00.607CP	268,0	11:36'18.446
7	9'48.694	33.341	23.524	32.879	11'18.438P	177,9	11:47'36.884
8	19.281	32.904	23.252	32.737	1'48.174	262,8	11:49'25.058
9	19.329	32.585	23.141	32.592	1'47.647	262,8	11:51'12.705
10	19.395	32.769	23.129	32.700	1'47.993	263,4	11:53'00.698
11	19.382	33.177	23.352	48.170	2'04.081P	262,8	11:55'04.779
12	5'10.503	33.168	23.426	32.539	6'39.636P	186,9	12:01'44.415
13	19.240	32.383	23.017	32.344	1'46.984	264,1	12:03'31.399
14	19.151	32.566	23.016	32.370	1'47.103	263,4	12:05'18.502
15	19.117	32.419	22.883	32.415	1'46.834	263,4	12:07'05.336
16	19.306	32.676	23.092	38.757	1'53.831	259,6	12:08'59.167
17	19.249	32.727	23.077	32.538	1'47.591	264,1	12:10'46.758

24° 24 L. TACCINI [1'47.370]									
Lap	Seg.1	Seg.2	Seg.3	Seg.4	Lap Time	km/h	Local Time		
1			35.966			23.862	33.680	176,5	11:26'59.537
2	20.198		33.119			23.120	32.874	1'49.311	266,7
3	19.443		32.771			23.030	32.591	1'47.835	271,4
4	19.730		32.882			23.015	32.658	1'48.285	268,0
5	19.679		35.679			23.302	32.809	1'51.469	266,7
6	19.443		33.058			22.925	33.303	1'48.729C	275,5
7	19.537		32.628			22.989	32.470	1'47.624	267,3
8	19.344		32.657			22.904	32.657	1'47.562	269,3
9	19.472		32.664			23.012	32.690	1'47.838	266,7
10	19.603		33.907			23.557	47.661	2'04.728P	266,0
11	10'57.183		37.546			24.619	33.725	12'33.073P	181,8
12	19.781		33.115			23.128	33.056	1'49.080	262,8
13	21.696		35.539			23.170	33.524	1'53.929	265,4
14	19.479		33.501			24.536	32.959	1'50.475	266,0
15	19.443		32.516			23.006	32.655	1'47.620	270,0
16	19.191		32.695			22.866	32.618	1'47.370	270,7
17	19.193		32.803			23.390	35.724	1'51.110	270,7
18	19.385		32.722			22.881	33.894	1'48.882	264,1
19	19.274		33.023			23.196	32.895	1'48.388	267,3

22° 28 G. VAN STRAALLEN [1'46.849]							
Lap	Seg.1	Seg.2	Seg.3	Seg.4	Lap Time	km/h	Local Time
1		33.897	23.939	33.549	178,2	11:28'20.303	
2	20.040	32.838	23.022	32.556	1'48.456	262,8	11:30'08.759
3	19.485	32.552	22.900	32.400	1'47.337	264,7	11:31'56.096
4	19.403	32.761	23.297	32.414	1'47.875	264,1	11:33'43.971
5	19.157	32.859	23.246	32.400	1'47.662C	266,0	11:35'31.633
6	19.044	32.715	22.824	32.293	1'46.876	266,0	11:37'18.509
7	19.035	32.716	22.830	32.268	1'46.849	266,7	11:39'05.358
8	19.144	32.921	23.254	44.970	2'00.289P	266,0	11:41'05.647
9	5'54.719	33.414	23.263	32.594	7'23.990P	124,6	11:48'29.637
10	19.252	32.731	22.869	32.397	1'47.249	265,4	11:50'16.886
11	19.107	32.671	22.899	32.392	1'47.069	264,1	11:52'03.955
12	19.095	32.590	22.929	32.529	1'47.143	263,4	11:53'51.098
13	24.097	35.517	23.131	44.875	2'07.620P	264,1	11:55'58.718
14	5'31.245	33.044	23.079	32.629	6'59.997P	182,7	12:02'58.715
15	19.285	32.665	22.848	32.506	1'47.304	264,7	12:04'46.019
16	21.342	38.917	23.047	32.576	1'55.882	264,7	12:06'41.901
17	19.041	32.608	22.868	32.821	1'47.338	267,3	12:08'29.239
18	18.981	32.738	22.928	32.505	1'47.152	270,0	12:10'16.391

25° 50 O. VOSTATEK [1'47.534]									
Lap	Seg.1	Seg.2	Seg.3	Seg.4	Lap Time	km/h	Local Time		
1			34.784			23.758	33.288	189,8	11:27'05.166
2	19.888		33.289			23.086	32.909	1'49.172	274,1
3	19.302		32.948			22.877	32.621	1'47.748	276,9
4	19.289		32.889			22.801	32.653	1'47.632	276,2
5	19.335		32.646			22.824	32.729	1'47.534	273,4
6	19.053		32.810			22.950	33.267	1'48.080C	276,2
7	22.600		36.510			23.857	48.035	2'11.002P	265,4
8	7'37.339		36.453			23.448	33.240	9'10.480P	107,9
9	19.522		32.923			22.839	32.736	1'48.020	259,6
10	19.360		32.950			22.959	32.773	1'48.042	270,0
11	19.116		33.024			23.131	32.699	1'47.970	268,7
12	19.137		32.803			22.997	32.983	1'47.920	268,0
13	19.504		35.457			23.391	47.518	2'05.870P	266,7
14	13'26.720		34.351			23.453	33.938	14'58.462P	148,4

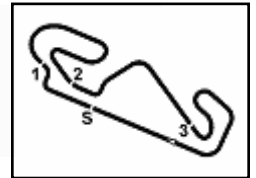
23° 32 O. BAYLISS [1'47.334]									
Lap	Seg.1	Seg.2	Seg.3	Seg.4	Lap Time	km/h	Local Time		
1						36.860	26.714	38.751	151,9
2	19.495					33.066	23.025	33.100	1'48.686
3	19.272					32.731	23.104	32.901	1'48.008

26° 76 J. GIRAL [1'47.792]									
Lap	Seg.1	Seg.2	Seg.3	Seg.4	Lap Time	km/h	Local Time		
1						36.860	26.714	38.751	151,9
2	19.495					33.066	23.025	33.100	1'48.686
3	19.272					32.731	23.104	32.901	1'48.008

23/09/2022 P = Pits In/Dut - C = Lap Time Cancelled

These data/results cannot be reproduced, stored and/or transmitted in whole or in part by any manner of electronic, mechanical, photocopying, recording, broadcasting or otherwise now known or herein after developed without the previous express consent by the copyright owner, except for reproduction in daily press and regular printed publications on sale to the public within 60 days of the event related to those data/results and always provided that copyright symbol appears together as follows below.

© DORNA WSBK ORGANIZATION Srl 2022



Catalunya Round, 23-25 September 2022
Chronological Analysis Free Practice 1st Session

4	19.213	32.787	23.103	32.887	1'47.990	268,7	11:33'33.101	5	19.493	32.887	23.113	44.574	2'00.067P	268,7	11:35'22.684
5	19.360	32.835	23.039	32.908	1'48.142	267,3	11:35'21.243	6	9'40.636	33.848	23.276	38.881	1'11'6.641P	164,4	11:46'39.325
6	19.253	32.797	23.235	32.777	1'48.062	267,3	11:37'09.305	7	19.706	33.517	23.878	33.090	1'50.191	263,4	11:48'29.516
7	19.252	32.745	23.019	32.776	1'47.792	268,0	11:38'57.097	8	19.660	32.887	23.103	32.746	1'48.396	262,8	11:50'17.912
8	20.062	36.374	23.893	48.237	2'08.566P	267,3	11:41'05.663	9	19.402	34.594	25.120	47.281	2'06.397P	267,3	11:52'24.309
9	7'02.705	33.677	23.668	33.401	8'33.451P	130,4	11:49'39.114	10	7'55.314	34.540	23.685	33.308	9'26.847P	137,9	12:01'51.156
10	19.412	32.820	23.007	32.862	1'48.101	266,7	11:51'27.215	11	19.341	33.105	23.316	32.977	1'48.739	266,0	12:03'39.895
11	19.211	33.083	23.167	32.903	1'48.364	268,0	11:53'15.579	12	19.504	33.021	23.282	32.714	1'48.521	265,4	12:05'28.416
12	19.328	33.052	23.123	32.962	1'48.465	264,1	11:55'04.044	13	19.448	32.772	23.192	32.843	1'48.255	266,0	12:07'16.671
13	19.500	34.731	25.341	47.313	2'06.885P	262,8	11:57'10.929	14	19.418	33.051	23.200	33.003	1'48.672C	266,0	12:09'05.343
14	5'35.351	33.467	23.090	34.392	7'06.300CP	182,4	12:04'17.229	15	19.364	33.067	31.342	51.988	2'15.761P	266,7	12:11'21.104
15	19.237	35.594	23.372	45.238	2'03.441P	271,4	12:06'20.670								
16	2'25.923	35.609	23.201	32.861	3'57.594CP	166,7	12:10'18.264								

27° 22 F. FULIGNI [1'47.990]							
Lap	Seg1	Seg2	Seg3	Seg4	Lap Time	km/h	Local Time
1		35.054	24.375	34.401	147,9	11:27'15.349	
2	19.683	33.617	23.889	33.545	1'50.734	266,0	11:29'06.083
3	19.609	33.209	23.369	34.088	1'50.275	269,3	11:30'56.358
4	19.194	32.875	23.318	33.080	1'48.467	269,3	11:32'44.825
5	19.242	32.891	23.246	33.006	1'48.385	271,4	11:34'33.210
6	19.766	36.649	23.313	33.016	1'52.744C	269,3	11:36'25.954
7	19.132	32.980	23.265	33.068	1'48.445	272,0	11:38'14.399
8	19.193	32.832	23.142	32.823	1'47.990	270,0	11:40'02.389
9	19.138	32.931	23.280	45.462	2'00.811P	271,4	11:42'03.200
10	10'43.647	34.256	23.758	34.172	12'15.833P	140,6	11:54'19.033
11	20.709	36.141	23.387	33.176	1'53.413	262,1	11:56'12.446
12	19.292	33.015	23.247	33.080	1'48.634	264,7	11:58'01.080
13	19.314	32.838	23.108	33.114	1'48.374	266,7	11:59'49.454
14	19.241	33.085	23.120	32.908	1'48.354	270,7	12:01'37.808
15	19.221	32.831	23.100	33.004	1'48.156	267,3	12:03'25.964
16	19.408	32.782	23.127	32.739	1'48.056	262,8	12:05'14.020
17	19.099	32.961	24.079	45.980	2'02.119P	270,0	12:07'16.139
18	1'15.146	33.786	23.402	33.117	2'45.451P	141,0	12:10'01.590

30° 73 M. KOFLER [1'48.341]							
Lap	Seg1	Seg2	Seg3	Seg4	Lap Time	km/h	Local Time
1		35.022	23.687	33.654	171,2	11:26'58.857	
2	19.902	33.276	23.272	33.357	1'49.807	267,3	11:28'48.664
3	19.893	33.090	22.997	32.805	1'48.785	267,3	11:30'37.449
4	19.516	33.008	23.030	32.787	1'48.341	270,7	11:32'25.790
5	19.458	33.453	23.346	33.898	1'50.155	270,7	11:34'15.945
6	19.525	33.024	23.090	46.149	2'01.788CP	270,7	11:36'17.733
7	8'03.990	34.691	23.541	33.522	9'35.744P	97,1	11:45'53.477
8	19.743	33.543	23.291	37.008	1'53.585	262,8	11:47'47.062
9	19.371	33.072	23.549	33.864	1'49.856	270,0	11:49'36.918
10	19.532	33.443	23.189	33.350	1'49.514	266,0	11:51'26.432
11	19.556	38.161	30.052	50.842	2'18.611P	265,4	11:53'45.043

31° 6 J. BUIS [1'48.358]							
Lap	Seg1	Seg2	Seg3	Seg4	Lap Time	km/h	Local Time
1		34.705	23.858	34.331	192,2	11:27'09.537	
2	20.264	33.672	23.606	44.284	2'01.826P	262,8	11:29'11.363
3	57.328	33.579	23.460	32.904	2'27.271P	190,5	11:31'38.634
4	19.722	33.492	23.698	33.044	1'49.956	265,4	11:33'28.590
5	19.632	33.287	23.324	32.897	1'49.140	269,3	11:35'17.730
6	19.474	33.243	23.228	32.778	1'48.723	266,7	11:37'06.453
7	19.391	33.096	23.158	32.808	1'48.453	266,0	11:38'54.906
8	19.498	33.267	23.342	32.754	1'48.861	264,1	11:40'43.767
9	19.529	33.124	23.153	33.140	1'48.946	264,1	11:42'32.713
10	19.707	33.131	23.243	32.844	1'48.925	264,1	11:44'21.638
11	19.508	32.935	23.135	32.986	1'48.564	264,1	11:46'10.202
12	19.379	33.056	23.169	32.754	1'48.358	264,7	11:47'58.560
13	20.569	35.300	23.540	33.499	1'52.908	264,7	11:49'51.468
14	19.419	33.030	23.190	32.861	1'48.500	264,7	11:51'39.968
15	22.124	35.269	23.719	45.275	2'06.387P	265,4	11:53'46.355
16	9'34.061	34.016	23.242	33.528	11'04.847P	125,0	12:04'51.202
17	19.539	33.295	23.215	33.082	1'49.131	266,7	12:06'40.333
18	19.440	33.118	23.082	33.203	1'48.843	262,8	12:08'29.176
19	19.551	33.039	23.166	32.804	1'48.560	266,0	12:10'17.736

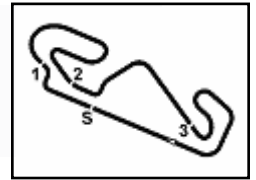
32° 70 M. ALCOBA [1'48.664]							
Lap	Seg1	Seg2	Seg3	Seg4	Lap Time	km/h	Local Time
1		35.698	24.437	34.089	154,7	11:27'21.339	
2	20.079	33.903	23.680	33.541	1'51.203	262,8	11:29'12.542
3	19.860	33.447	23.496	33.416	1'50.219	266,7	11:31'02.761
4	19.750	33.532	23.336	33.119	1'49.737	265,4	11:32'52.498
5	19.437	33.364	23.329	33.069	1'49.199	266,7	11:34'41.697
6	20.015	33.343	23.358	32.988	1'49.704C	266,7	11:36'31.401
7	19.414	33.232	23.207	33.065	1'48.918	272,0	11:38'20.319
8	19.996	35.651	23.803	46.860	2'06.310P	265,4	11:40'26.629
9	7'53.487	34.147	23.679	33.834	9'25.147P	168,0	11:49'51.776
10	19.554	33.379	23.249	32.955	1'49.137	265,4	11:51'40.913
11	19.588	33.319	23.353	33.150	1'49.410	263,4	11:53'30.323
12	19.474	33.668	23.718	46.288	2'03.148P	260,2	11:55'33.471
13	5'12.879	34.265	23.596	33.253	6'43.993P	161,4	12:02'17.464

29° 69 T. BOOTH-AMOS [1'48.255]							
Lap	Seg1	Seg2	Seg3	Seg4	Lap Time	km/h	Local Time
1		35.190	24.314	33.824	178,2	11:27'54.386	
2	19.875	33.390	23.550	33.386	1'50.201	264,7	11:29'44.587
3	19.836	33.134	23.286	33.005	1'49.261C	268,0	11:31'33.848
4	19.618	32.876	23.141	33.134	1'48.769	268,0	11:33'22.617

23/09/2022 P = Pits In/Out - C = Lap Time Cancelled

These data/results cannot be reproduced, stored and/or transmitted in whole or in part by any manner of electronic, mechanical, photocopying, recording, broadcasting or otherwise now known or herein after developed without the previous express consent by the copyright owner, except for reproduction in daily press and regular printed publications on sale to the public within 60 days of the event related to those data/results and always provided that copyright symbol appears together as follows below.

© DORNA WSBK ORGANIZATION Srl 2022



Circuit de Barcelona 4.657 m

**Catalunya Round, 23-25 September 2022
Chronological Analysis Free Practice 1st Session**

14	19.673	33.117	23.100	32.890	1'48.780	259,0	12:04'06.244
15	19.494	33.062	23.168	32.940	1'48.664	260,2	12:05'54.908
16	22.040	34.008	23.253	33.000	1'52.301	259,0	12:07'47.209
17	19.474	34.256	28.047	33.343	1'55.120	261,5	12:09'42.329
18	19.560	33.169	23.242	33.089	1'49.060	262,1	12:11'31.389

23/09/2022

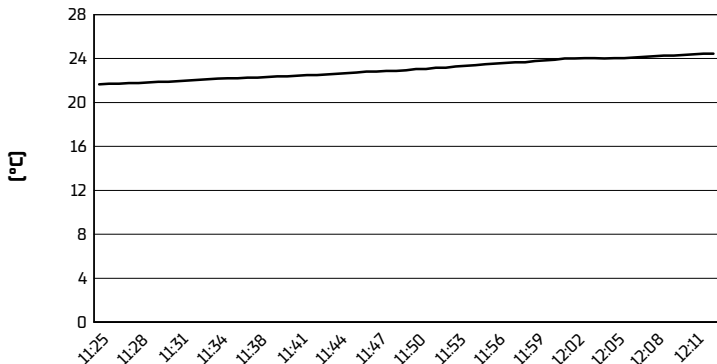
P = Pits In/Dut - C = Lap Time Cancelled

These data/results cannot be reproduced, stored and/or transmitted in whole or in part by any manner of electronic, mechanical, photocopying, recording, broadcasting or otherwise now known or herein after developed without the previous express consent by the copyright owner, except for reproduction in daily press and regular printed publications on sale to the public within 60 days of the event related to those data/results and always provided that copyright symbol appears together as follows below.

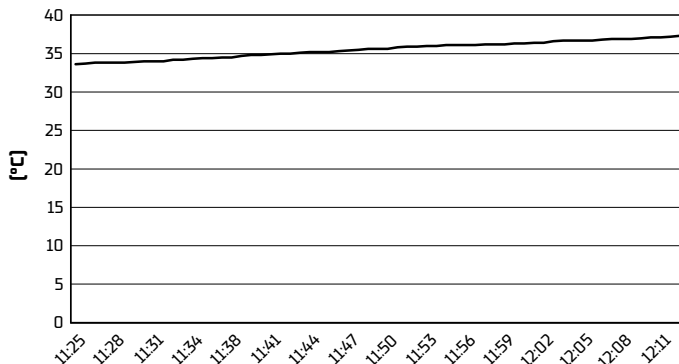
© DORNA WSBK ORGANIZATION Srl 2022

Catalunya Round, 23-25 September 2022
Weather Report Free Practice 1st Session
Session started 11:25 - Session ended 12:13

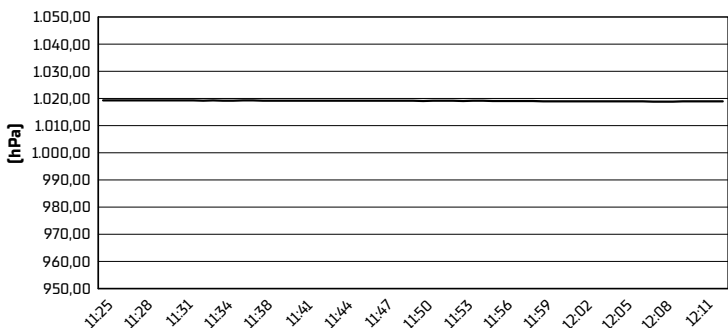
Air Temperature



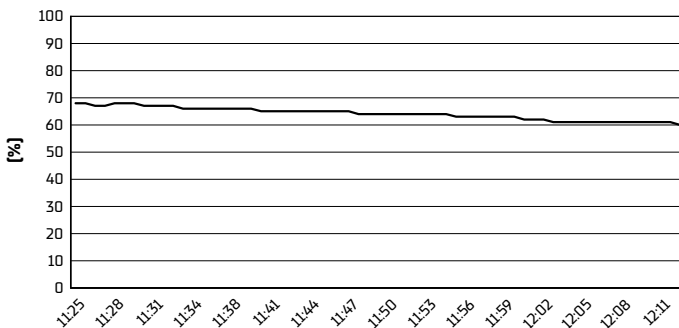
Track Temperature



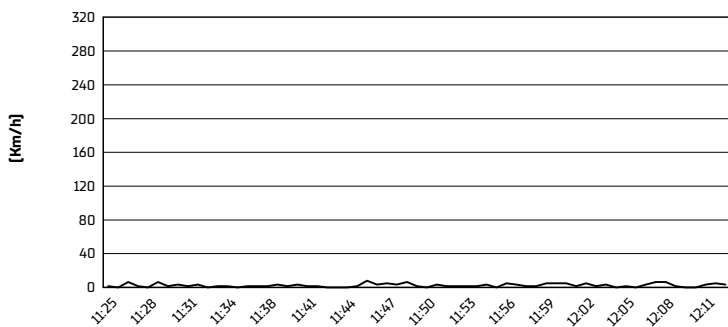
Air Pressure



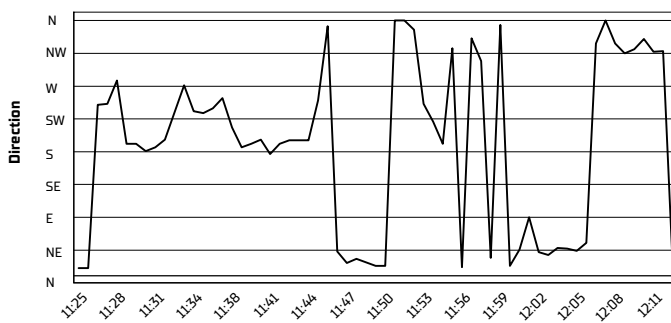
Humidity



Wind Speed



Wind Direction



23/09/2022

These data/results cannot be reproduced, stored and/or transmitted in whole or in part by any manner of electronic, mechanical, photocopying, recording, broadcasting or otherwise now known or herein after developed without the previous express consent by the copyright owner, except for reproduction in daily press and regular printed publications on sale to the public within 60 days of the event related to those data/results and always provided that copyright symbol appears together as follows below.

© DORNA WSBK ORGANIZATION Srl 2022