

Catalunya Round, 23-25 September 2022
Chronological Analysis Free Practice 1st Session

| 1° 77 D. AEGERTER [1'45.205] | | | | | | | |
|------------------------------|---------------|---------------|---------------|---------------|-----------------|--------------|--------------|
| Lap | Seg1 | Seg2 | Seg3 | Seg4 | Lap Time | km/h | Local Time |
| 1 | | 37.413 | 25.169 | 34.930 | | 141,5 | 11:28'06.519 |
| 2 | 19.901 | 32.751 | 22.951 | 32.519 | 1'48.122 | 264,7 | 11:29'54.641 |
| 3 | 19.242 | 32.311 | 22.703 | 32.230 | 1'46.486 | 267,3 | 11:31'41.127 |
| 4 | 19.003 | 32.271 | 22.820 | 32.135 | 1'46.229 | 271,4 | 11:33'27.356 |
| 5 | 18.897 | 32.244 | 22.507 | 31.898 | 1'45.546 | 271,4 | 11:35'12.902 |
| 6 | 18.873 | 32.171 | 22.506 | 31.926 | 1'45.476 | 271,4 | 11:36'58.378 |
| 7 | 18.897 | 32.161 | 22.424 | 32.004 | 1'45.486 | 272,0 | 11:38'43.864 |
| 8 | 18.884 | 32.078 | 22.385 | 31.858 | 1'45.205 | 270,0 | 11:40'29.069 |
| 9 | 18.911 | 32.158 | 22.391 | 32.020 | 1'45.480 | 269,3 | 11:42'14.549 |
| 10 | 18.834 | 32.150 | 22.459 | 31.939 | 1'45.382 | 270,7 | 11:43'59.931 |
| 11 | 18.867 | 32.029 | 22.336 | 32.141 | 1'45.373 | 271,4 | 11:45'45.304 |
| 12 | 18.891 | 32.295 | 22.518 | 45.623 | 1'59.327P | 270,0 | 11:47'44.631 |
| 13 | 9'49.211 | 33.426 | 23.025 | 33.128 | 11'18.790P | 189,8 | 11:59'03.421 |
| 14 | 19.158 | 32.342 | 22.857 | 32.879 | 1'47.236 | 269,3 | 12:00'50.657 |
| 15 | 18.752 | 32.184 | 22.425 | 32.120 | 1'45.481 | 273,4 | 12:02'36.138 |
| 16 | 18.908 | 32.232 | 22.469 | 32.042 | 1'45.651 | 268,7 | 12:04'21.789 |
| 17 | 18.919 | 32.269 | 22.477 | 32.055 | 1'45.720 | 270,7 | 12:06'07.509 |
| 18 | 18.895 | 32.314 | 22.497 | 32.258 | 1'45.964 | 271,4 | 12:07'53.473 |
| 19 | 18.946 | 32.362 | 22.541 | 32.320 | 1'46.169 | 271,4 | 12:09'39.642 |
| 20 | 18.876 | 32.408 | 22.510 | 32.667 | 1'46.461 | 272,0 | 12:11'26.103 |

| | | | | | | | |
|----|--------|---------------|--------|--------|----------|-------|--------------|
| 16 | 19.002 | 32.324 | 22.633 | 32.092 | 1'46.051 | 265,4 | 12:07'44.623 |
| 17 | 19.035 | 32.156 | 22.607 | 32.100 | 1'45.898 | 263,4 | 12:09'30.521 |
| 18 | 19.044 | 32.344 | 22.684 | 32.259 | 1'46.331 | 264,1 | 12:11'16.852 |

| 4° 61 C. ONCU [1'45.947] | | | | | | | |
|--------------------------|---------------|---------------|---------------|---------------|-----------------|--------------|--------------|
| Lap | Seg1 | Seg2 | Seg3 | Seg4 | Lap Time | km/h | Local Time |
| 1 | | 33.788 | 23.442 | 32.994 | | 188,5 | 11:27'30.827 |
| 2 | 19.064 | 32.339 | 23.063 | 32.173 | 1'46.639 | 269,3 | 11:29'17.466 |
| 3 | 19.038 | 32.313 | 22.812 | 32.042 | 1'46.205 | 271,4 | 11:31'03.671 |
| 4 | 18.867 | 32.524 | 22.827 | 32.032 | 1'46.250 | 276,9 | 11:32'49.921 |
| 5 | 18.875 | 32.224 | 22.822 | 32.156 | 1'46.077 | 271,4 | 11:34'35.998 |
| 6 | 18.941 | 32.331 | 22.767 | 31.987 | 1'46.026C | 270,7 | 11:36'22.024 |
| 7 | 18.908 | 32.262 | 22.686 | 32.091 | 1'45.947 | 269,3 | 11:38'07.971 |
| 8 | 18.898 | 32.457 | 22.745 | 32.282 | 1'46.382 | 274,1 | 11:39'54.353 |
| 9 | 19.029 | 32.446 | 22.799 | 32.129 | 1'46.403 | 268,0 | 11:41'40.756 |
| 10 | 19.811 | 40.272 | 23.356 | 32.325 | 1'55.764 | 267,3 | 11:43'36.520 |
| 11 | 18.948 | 32.283 | 23.336 | 46.425 | 2'00.992P | 268,0 | 11:45'37.512 |
| 12 | 10'56.387 | 32.922 | 23.021 | 32.425 | 12'24.755P | 164,9 | 11:58'02.267 |
| 13 | 18.967 | 32.283 | 22.883 | 32.464 | 1'46.597 | 270,0 | 11:59'48.864 |
| 14 | 20.146 | 34.269 | 23.064 | 32.852 | 1'50.331 | 266,7 | 12:01'39.195 |
| 15 | 19.030 | 32.470 | 22.851 | 32.482 | 1'46.833 | 270,0 | 12:03'26.028 |
| 16 | 19.018 | 32.783 | 22.954 | 32.665 | 1'47.420 | 268,0 | 12:05'13.448 |
| 17 | 19.178 | 34.351 | 24.507 | 36.792 | 1'54.828 | 267,3 | 12:07'08.276 |
| 18 | 19.115 | 32.896 | 36.198 | 34.678 | 2'02.887 | 268,0 | 12:09'11.163 |
| 19 | 19.712 | 33.586 | 23.097 | 44.737 | 2'01.132P | 264,7 | 12:11'12.295 |

| 2° 7 L. BALDASSARRI [1'45.512] | | | | | | | |
|--------------------------------|---------------|---------------|---------------|---------------|-----------------|--------------|--------------|
| Lap | Seg1 | Seg2 | Seg3 | Seg4 | Lap Time | km/h | Local Time |
| 1 | | 34.788 | 23.587 | 33.239 | | 172,5 | 11:27'39.099 |
| 2 | 19.266 | 33.003 | 22.807 | 32.451 | 1'47.527 | 270,7 | 11:29'26.626 |
| 3 | 19.080 | 32.402 | 22.671 | 32.211 | 1'46.364 | 272,0 | 11:31'12.990 |
| 4 | 18.961 | 32.379 | 22.661 | 32.131 | 1'46.132 | 272,0 | 11:32'59.122 |
| 5 | 18.976 | 32.439 | 22.606 | 32.227 | 1'46.248 | 271,4 | 11:34'45.370 |
| 6 | 18.817 | 32.337 | 22.585 | 32.173 | 1'45.912C | 272,0 | 11:36'31.282 |
| 7 | 19.194 | 32.536 | 22.638 | 32.346 | 1'46.714 | 272,0 | 11:38'17.996 |
| 8 | 18.777 | 32.265 | 22.469 | 32.001 | 1'45.512 | 272,7 | 11:40'03.508 |
| 9 | 18.773 | 32.286 | 22.700 | 32.265 | 1'46.024 | 271,4 | 11:41'49.532 |
| 10 | 18.880 | 32.436 | 22.614 | 32.191 | 1'46.121 | 272,0 | 11:43'35.653 |
| 11 | 18.906 | 32.451 | 22.691 | 32.202 | 1'46.250 | 272,0 | 11:45'21.903 |
| 12 | 21.435 | 35.014 | 23.628 | 45.761 | 2'05.838P | 271,4 | 11:47'27.741 |
| 13 | 10'14.872 | 33.475 | 22.993 | 32.573 | 11'43.913P | 186,2 | 11:59'11.654 |
| 14 | 18.917 | 32.475 | 22.715 | 32.295 | 1'46.402 | 270,0 | 12:00'58.056 |
| 15 | 18.836 | 32.417 | 22.829 | 32.302 | 1'46.384 | 272,7 | 12:02'44.440 |
| 16 | 18.867 | 32.518 | 22.702 | 32.395 | 1'46.482 | 272,0 | 12:04'30.922 |
| 17 | 18.882 | 32.558 | 22.650 | 32.408 | 1'46.498 | 271,4 | 12:06'17.420 |
| 18 | 19.026 | 33.833 | 23.371 | 37.062 | 1'53.292 | 270,7 | 12:08'10.712 |
| 19 | 18.927 | 32.391 | 22.764 | 32.563 | 1'46.645 | 272,7 | 12:09'57.357 |
| 20 | 25.215 | 36.004 | 23.764 | 33.670 | 1'58.653 | 265,4 | 12:11'56.010 |

| 5° 62 S. MANZI [1'45.956] | | | | | | | |
|---------------------------|---------------|---------------|---------------|---------------|-----------------|--------------|--------------|
| Lap | Seg1 | Seg2 | Seg3 | Seg4 | Lap Time | km/h | Local Time |
| 1 | | 35.593 | 24.704 | 33.410 | | 113,3 | 11:27'22.520 |
| 2 | 19.988 | 33.393 | 23.187 | 33.147 | 1'49.715 | 270,7 | 11:29'12.235 |
| 3 | 19.877 | 33.290 | 23.179 | 32.678 | 1'49.024 | 268,7 | 11:31'01.259 |
| 4 | 19.319 | 32.935 | 22.946 | 32.585 | 1'47.785 | 271,4 | 11:32'49.044 |
| 5 | 19.088 | 33.014 | 23.029 | 32.417 | 1'47.548C | 270,7 | 11:34'36.592 |
| 6 | 19.302 | 32.874 | 22.751 | 32.202 | 1'47.129C | 270,7 | 11:36'23.721 |
| 7 | 18.851 | 32.528 | 22.514 | 32.173 | 1'46.066 | 274,8 | 11:38'09.787 |
| 8 | 18.864 | 32.394 | 22.561 | 32.137 | 1'45.956 | 275,5 | 11:39'55.743 |
| 9 | 18.832 | 32.457 | 22.674 | 32.249 | 1'46.212 | 275,5 | 11:41'41.955 |
| 10 | 18.889 | 38.317 | 24.988 | 32.581 | 1'54.775 | 272,0 | 11:43'36.730 |
| 11 | 18.935 | 32.338 | 23.240 | 46.539 | 2'01.052P | 275,5 | 11:45'37.782 |
| 12 | 10'59.297 | 33.542 | 23.262 | 32.766 | 12'28.867P | 167,4 | 11:58'06.649 |
| 13 | 19.058 | 32.853 | 22.756 | 32.517 | 1'47.184 | 270,0 | 11:59'53.833 |
| 14 | 20.355 | 36.791 | 23.517 | 44.644 | 2'05.307P | 270,7 | 12:01'59.140 |
| 15 | 2'10.590 | 33.128 | 22.907 | 32.400 | 3'39.025P | 164,4 | 12:05'38.165 |
| 16 | 19.157 | 32.583 | 22.659 | 32.388 | 1'46.787 | 269,3 | 12:07'24.952 |
| 17 | 18.997 | 32.599 | 22.708 | 32.408 | 1'46.712 | 269,3 | 12:09'11.664 |
| 18 | 19.288 | 32.723 | 22.676 | 32.404 | 1'47.091 | 274,8 | 12:10'58.755 |

| 3° 66 N. TUULI [1'45.863] | | | | | | | |
|---------------------------|---------------|--------|---------------|---------------|-----------------|--------------|--------------|
| Lap | Seg1 | Seg2 | Seg3 | Seg4 | Lap Time | km/h | Local Time |
| 1 | | 35.406 | 24.835 | 34.013 | | 174,2 | 11:27'25.385 |
| 2 | 20.488 | 33.343 | 23.521 | 32.894 | 1'50.246 | 254,1 | 11:29'15.631 |
| 3 | 19.772 | 33.045 | 22.828 | 32.266 | 1'47.911 | 269,3 | 11:31'03.542 |
| 4 | 19.323 | 32.620 | 22.825 | 32.160 | 1'46.928 | 270,0 | 11:32'50.470 |
| 5 | 18.984 | 32.419 | 22.648 | 32.133 | 1'46.184 | 271,4 | 11:34'36.654 |
| 6 | 19.058 | 32.558 | 22.606 | 32.288 | 1'46.510C | 270,0 | 11:36'23.164 |
| 7 | 19.041 | 32.444 | 22.598 | 32.090 | 1'46.173 | 268,7 | 11:38'09.337 |
| 8 | 19.020 | 32.295 | 22.569 | 32.205 | 1'46.089 | 268,7 | 11:39'55.426 |
| 9 | 19.039 | 33.076 | 22.956 | 46.834 | 2'01.905P | 268,0 | 11:41'57.331 |
| 10 | 8'42.135 | 33.022 | 22.845 | 32.382 | 10'10.384P | 127,1 | 11:52'07.715 |
| 11 | 19.173 | 32.361 | 22.553 | 32.126 | 1'46.213 | 264,7 | 11:53'53.928 |
| 12 | 19.012 | 32.333 | 22.504 | 32.014 | 1'45.863 | 265,4 | 11:55'39.791 |
| 13 | 20.678 | 34.363 | 23.306 | 48.406 | 2'06.753P | 265,4 | 11:57'46.544 |
| 14 | 4'57.050 | 33.026 | 22.824 | 32.443 | 6'25.343P | 169,3 | 12:04'11.887 |
| 15 | 19.227 | 32.541 | 22.753 | 32.164 | 1'46.685 | 266,0 | 12:05'58.572 |

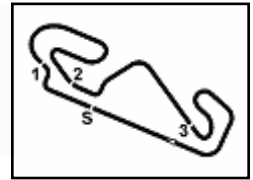
| 6° 3 R. DE ROSA [1'46.153] | | | | | | | |
|----------------------------|---------------|---------------|---------------|---------------|-----------------|--------------|--------------|
| Lap | Seg1 | Seg2 | Seg3 | Seg4 | Lap Time | km/h | Local Time |
| 1 | | 36.778 | 24.202 | 34.616 | | 158,6 | 11:30'22.745 |
| 2 | 19.760 | 33.405 | 23.228 | 32.985 | 1'49.378 | 266,7 | 11:32'12.123 |
| 3 | 19.336 | 32.705 | 22.772 | 32.521 | 1'47.334 | 268,7 | 11:33'59.457 |
| 4 | 19.102 | 32.703 | 22.721 | 32.340 | 1'46.866C | 270,0 | 11:35'46.323 |
| 5 | 19.168 | 32.441 | 22.497 | 32.208 | 1'46.314 | 270,0 | 11:37'32.637 |
| 6 | 19.614 | 34.315 | 23.591 | 48.210 | 2'05.730P | 271,4 | 11:39'38.367 |
| 7 | 8'19.704 | 35.060 | 23.718 | 33.119 | 9'51.601P | 173,9 | 11:49'29.968 |
| 8 | 19.235 | 32.623 | 22.880 | 32.538 | 1'47.276 | 269,3 | 11:51'17.244 |
| 9 | 18.978 | 32.373 | 22.566 | 32.236 | 1'46.153 | 270,7 | 11:53'03.397 |
| 10 | 18.987 | 32.310 | 22.533 | 32.371 | 1'46.201 | 270,0 | 11:54'49.598 |
| 11 | 19.047 | 34.711 | 24.299 | 50.678 | 2'08.735P | 268,0 | 11:56'58.333 |
| 12 | 6'21.897 | 33.771 | 23.030 | 32.787 | 7'51.485P | 124,0 | 12:04'49.818 |
| 13 | 19.210 | 32.602 | 22.662 | 32.335 | 1'46.809 | 268,7 | 12:06'36.627 |
| 14 | 19.041 | 32.381 | 22.603 | 32.420 | 1'46.445 | 268,0 | 12:08'23.072 |

23/09/2022

P = Pits In/Out - C = Lap Time Cancelled

These data/results cannot be reproduced, stored and/or transmitted in whole or in part by any manner of electronic, mechanical, photocopying, recording, broadcasting or otherwise now known or herein after developed without the previous express consent by the copyright owner, except for reproduction in daily press and regular printed publications on sale to the public within 60 days of the event related to those data/results and always provided that copyright symbol appears together as follows below.

© DORNA WSBK ORGANIZATION Srl 2022



Circuit de Barcelona 4.657 m

Catalunya Round, 23-25 September 2022
Chronological Analysis Free Practice 1st Session

15 19.086 32.437 22.593 32.254 1'46.370 269,3 12:10'09.442

14 19.042 32.555 22.684 32.398 1'46.679 266,0 12:06'22.217

15 19.007 32.472 22.670 32.476 1'46.625 266,0 12:08'08.842

16 19.238 35.035 23.159 32.638 1'50.070 264,1 12:09'58.912

17 19.183 46.629 22.894 32.618 1'47.324 266,0 12:11'46.236

| 7° 11 N. BULEGA [1'46.342] | | | | | | | |
|----------------------------|--------|--------|--------|--------|----------|-------|--------------|
| Lap | Seg.1 | Seg.2 | Seg.3 | Seg.4 | Lap Time | km/h | Local Time |
| 1 | | 41.001 | 26.425 | 34.561 | | 160,2 | 11:28'07.844 |
| 2 | 19.690 | 32.734 | 22.841 | 32.488 | 1'47.753 | 268,0 | 11:29'55.597 |
| 3 | 19.276 | 32.500 | 22.719 | 32.217 | 1'46.712 | 270,7 | 11:31'42.309 |
| 4 | 19.108 | 32.278 | 22.641 | 32.315 | 1'46.342 | 272,0 | 11:33'28.651 |

| 11° 23 I. VINALES [1'46.441] | | | | | | | |
|------------------------------|----------|--------|--------|--------|------------|-------|--------------|
| Lap | Seg.1 | Seg.2 | Seg.3 | Seg.4 | Lap Time | km/h | Local Time |
| 1 | | 35.193 | 23.871 | 39.838 | | 182,7 | 11:27'06.533 |
| 2 | 19.624 | 33.050 | 23.407 | 33.351 | 1'49.432 | 271,4 | 11:28'55.965 |
| 3 | 19.346 | 32.711 | 23.204 | 32.545 | 1'47.806 | 271,4 | 11:30'43.771 |
| 4 | 19.249 | 32.550 | 22.798 | 32.479 | 1'47.076 | 274,1 | 11:32'30.847 |
| 5 | 19.149 | 32.696 | 23.985 | 33.142 | 1'48.972 | 273,4 | 11:34'19.819 |
| 6 | 19.111 | 32.663 | 23.098 | 32.704 | 1'47.576C | 272,0 | 11:36'07.395 |
| 7 | 19.019 | 32.473 | 22.829 | 32.645 | 1'46.966 | 274,1 | 11:37'54.361 |
| 8 | 19.053 | 32.523 | 22.724 | 32.402 | 1'46.702 | 272,0 | 11:39'41.063 |
| 9 | 19.612 | 34.516 | 23.452 | 46.085 | 2'03.665P | 273,4 | 11:41'44.728 |
| 10 | 9'03.299 | 33.805 | 23.315 | 33.181 | 10'33.600P | 151,7 | 11:59'44.328 |
| 11 | 19.485 | 33.009 | 23.025 | 32.917 | 1'48.436 | 264,7 | 11:54'06.764 |
| 12 | 19.504 | 32.924 | 22.903 | 32.796 | 1'48.127 | 264,7 | 11:55'54.891 |
| 13 | 19.282 | 32.892 | 22.939 | 32.952 | 1'48.065 | 264,7 | 11:57'42.956 |
| 14 | 19.319 | 33.041 | 22.994 | 46.107 | 2'01.461P | 266,0 | 11:59'44.417 |
| 15 | 4'13.083 | 35.576 | 22.821 | 32.675 | 5'44.155P | 142,5 | 12:05'28.572 |
| 16 | 18.907 | 32.440 | 22.732 | 32.399 | 1'46.478 | 270,7 | 12:07'15.050 |
| 17 | 19.099 | 32.420 | 22.684 | 32.347 | 1'46.550 | 267,3 | 12:09'01.600 |
| 18 | 19.037 | 32.405 | 22.721 | 32.278 | 1'46.441 | 270,0 | 12:10'48.041 |

| 8° 99 A. HUERTAS [1'46.367] | | | | | | | |
|-----------------------------|-----------|--------|--------|--------|------------|-------|--------------|
| Lap | Seg.1 | Seg.2 | Seg.3 | Seg.4 | Lap Time | km/h | Local Time |
| 1 | | 34.126 | 23.426 | 32.626 | | 152,3 | 11:27'17.485 |
| 2 | 19.414 | 32.892 | 23.097 | 32.542 | 1'47.945 | 270,0 | 11:29'05.430 |
| 3 | 19.484 | 32.695 | 22.976 | 32.370 | 1'47.525 | 268,7 | 11:30'52.955 |
| 4 | 19.267 | 32.724 | 22.859 | 32.420 | 1'47.270 | 268,7 | 11:32'40.225 |
| 5 | 19.111 | 32.720 | 22.858 | 32.341 | 1'47.030 | 269,3 | 11:34'27.255 |
| 6 | 19.108 | 32.547 | 22.878 | 32.383 | 1'46.916C | 270,7 | 11:36'14.171 |
| 7 | 19.190 | 33.557 | 22.920 | 43.064 | 1'58.731P | 268,0 | 11:38'12.902 |
| 8 | 6'09.255 | 33.380 | 22.985 | 32.346 | 7'37.966CP | 188,5 | 11:45'50.868 |
| 9 | 19.126 | 32.598 | 22.709 | 32.295 | 1'46.728 | 268,0 | 11:47'37.596 |
| 10 | 19.024 | 32.634 | 22.955 | 33.946 | 1'48.559 | 271,4 | 11:49'26.155 |
| 11 | 19.025 | 32.616 | 22.763 | 32.158 | 1'46.562 | 269,3 | 11:51'12.717 |
| 12 | 18.985 | 32.656 | 22.728 | 32.400 | 1'46.769 | 268,0 | 11:52'59.486 |
| 13 | 19.585 | 35.693 | 23.224 | 44.400 | 2'02.902P | 266,7 | 11:55'02.388 |
| 14 | 10'49.253 | 32.691 | 22.685 | 32.035 | 12'16.664P | 188,8 | 12:07'19.052 |
| 15 | 18.991 | 32.284 | 22.600 | 32.492 | 1'46.367 | 268,0 | 12:09'05.419 |
| 16 | 18.996 | 32.546 | 22.671 | 32.286 | 1'46.499 | 269,3 | 12:10'51.918 |

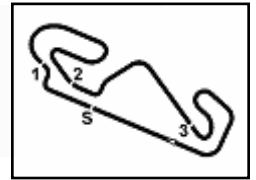
| 12° 10 U. ORRADRE [1'46.523] | | | | | | | |
|------------------------------|----------|--------|--------|--------|------------|-------|--------------|
| Lap | Seg.1 | Seg.2 | Seg.3 | Seg.4 | Lap Time | km/h | Local Time |
| 1 | | 35.605 | 23.988 | 33.762 | | 102,8 | 11:27'05.806 |
| 2 | 19.780 | 33.037 | 23.145 | 32.689 | 1'48.651 | 267,3 | 11:28'54.457 |
| 3 | 19.524 | 32.921 | 23.796 | 32.539 | 1'48.780 | 274,8 | 11:30'43.237 |
| 4 | 19.071 | 32.396 | 22.716 | 32.340 | 1'46.523 | 269,3 | 11:32'29.760 |
| 5 | 19.093 | 32.374 | 22.903 | 32.653 | 1'47.023 | 274,8 | 11:34'16.783 |
| 6 | 21.557 | 36.002 | 23.106 | 45.208 | 2'05.873CP | 279,8 | 11:36'22.656 |
| 7 | 9'30.964 | 36.408 | 23.360 | 33.374 | 11'04.106P | 101,9 | 11:47'26.762 |
| 8 | 19.376 | 32.901 | 22.824 | 32.476 | 1'47.577 | 264,7 | 11:49'14.339 |
| 9 | 19.197 | 32.514 | 22.991 | 32.554 | 1'47.256 | 264,7 | 11:51'01.595 |
| 10 | 19.255 | 32.527 | 22.717 | 32.505 | 1'47.004 | 266,7 | 11:52'48.599 |
| 11 | 19.133 | 32.583 | 22.613 | 32.311 | 1'46.640C | 266,0 | 11:54'35.239 |
| 12 | 20.951 | 36.879 | 23.403 | 46.038 | 2'07.271P | 266,7 | 11:56'42.510 |
| 13 | 7'42.083 | 40.143 | 23.241 | 32.522 | 9'17.989P | 142,5 | 12:06'00.499 |
| 14 | 19.277 | 34.368 | 23.213 | 47.177 | 2'04.035P | 266,7 | 12:08'04.534 |

| 9° 16 J. CLUZEL [1'46.406] | | | | | | | |
|----------------------------|-----------|--------|--------|--------|------------|-------|--------------|
| Lap | Seg.1 | Seg.2 | Seg.3 | Seg.4 | Lap Time | km/h | Local Time |
| 1 | | 34.961 | 26.289 | 34.041 | | 166,7 | 11:28'13.104 |
| 2 | 19.696 | 32.592 | 22.855 | 32.532 | 1'47.675 | 265,4 | 11:30'00.779 |
| 3 | 19.231 | 32.351 | 22.827 | 32.180 | 1'46.589 | 267,3 | 11:31'47.368 |
| 4 | 19.084 | 32.351 | 22.683 | 32.444 | 1'46.562 | 269,3 | 11:33'33.930 |
| 5 | 19.055 | 33.703 | 23.541 | 32.680 | 1'48.979 | 270,7 | 11:35'22.909 |
| 6 | 19.048 | 32.349 | 22.706 | 32.303 | 1'46.406 | 270,7 | 11:37'09.315 |
| 7 | 19.048 | 33.848 | 23.703 | 44.635 | 2'01.234P | 269,3 | 11:39'10.549 |
| 8 | 11'15.800 | 33.627 | 23.256 | 32.762 | 12'45.445P | 179,1 | 11:51'55.994 |
| 9 | 19.191 | 32.537 | 22.830 | 32.460 | 1'47.018C | 264,1 | 11:53'43.012 |
| 10 | 19.225 | 32.558 | 22.802 | 44.059 | 1'58.644P | 265,4 | 11:55'41.656 |
| 11 | 4'18.823 | 33.691 | 23.190 | 32.524 | 5'48.228P | 189,5 | 12:01'29.884 |
| 12 | 19.263 | 32.421 | 22.692 | 32.244 | 1'46.620 | 264,7 | 12:03'16.504 |
| 13 | 19.158 | 32.390 | 22.788 | 32.310 | 1'46.646 | 265,4 | 12:05'03.150 |
| 14 | 19.095 | 35.264 | 23.945 | 47.899 | 2'06.203 | 266,0 | 12:07'09.353 |
| 15 | 19.187 | 32.530 | 22.731 | 36.615 | 1'51.063 | 267,3 | 12:09'00.416 |
| 16 | 19.069 | 32.480 | 22.728 | 32.733 | 1'47.010 | 268,0 | 12:10'47.426 |

| 13° 55 Y. MONTELLA [1'46.532] | | | | | | | |
|-------------------------------|----------|--------|--------|--------|------------|-------|--------------|
| Lap | Seg.1 | Seg.2 | Seg.3 | Seg.4 | Lap Time | km/h | Local Time |
| 1 | | 33.740 | 23.514 | 32.748 | | 193,5 | 11:27'33.139 |
| 2 | 19.612 | 32.614 | 23.017 | 33.139 | 1'48.382 | 269,3 | 11:29'21.521 |
| 3 | 19.300 | 32.402 | 22.887 | 32.403 | 1'46.992 | 270,7 | 11:31'08.513 |
| 4 | 19.125 | 32.369 | 22.836 | 32.371 | 1'46.701 | 272,0 | 11:32'55.214 |
| 5 | 19.083 | 33.184 | 24.531 | 33.501 | 1'50.299 | 272,0 | 11:34'45.513 |
| 6 | 19.037 | 32.471 | 22.828 | 32.399 | 1'46.735C | 270,7 | 11:36'32.248 |
| 7 | 19.166 | 32.496 | 22.690 | 32.283 | 1'46.635 | 274,1 | 11:38'18.883 |
| 8 | 18.943 | 32.330 | 22.767 | 32.492 | 1'46.532 | 272,7 | 11:40'05.415 |
| 9 | 19.056 | 50.167 | 23.963 | 32.813 | 2'05.999 | 272,7 | 11:42'11.414 |
| 10 | 19.204 | 32.411 | 22.833 | 32.432 | 1'46.880 | 270,0 | 11:43'58.294 |
| 11 | 19.127 | 32.417 | 22.864 | 32.515 | 1'46.923 | 268,7 | 11:45'45.217 |
| 12 | 19.262 | 32.583 | 22.831 | 45.440 | 2'00.116P | 266,7 | 11:47'45.333 |
| 13 | 9'47.551 | 33.375 | 23.314 | 33.077 | 11'17.317P | 184,0 | 11:59'02.650 |
| 14 | 19.337 | 32.748 | 22.975 | 32.793 | 1'47.853 | 266,0 | 12:00'50.503 |
| 15 | 19.298 | 32.520 | 22.935 | 32.545 | 1'47.298 | 267,3 | 12:02'37.801 |
| 16 | 19.202 | 32.737 | 22.979 | 44.633 | 1'59.551P | 270,0 | 12:04'37.352 |
| 17 | 2'26.606 | 32.917 | 23.148 | 32.618 | 3'55.289P | 189,8 | 12:08'32.641 |
| 18 | 19.189 | 32.703 | 22.993 | 32.589 | 1'47.474 | 269,3 | 12:10'20.115 |

| 10° 94 A. VERDOIA [1'46.437] | | | | | | | |
|------------------------------|----------|--------|----------|----------|------------|-------|--------------|
| Lap | Seg.1 | Seg.2 | Seg.3 | Seg.4 | Lap Time | km/h | Local Time |
| 1 | | 34.796 | 25.927 | 34.191 | | 169,3 | 11:28'13.554 |
| 2 | 19.667 | 32.799 | 23.085 | 32.495 | 1'48.046 | 267,3 | 11:30'01.600 |
| 3 | 19.129 | 32.581 | 22.843 | 32.402 | 1'46.955 | 268,7 | 11:31'48.555 |
| 4 | 18.966 | 32.494 | 22.798 | 32.288 | 1'46.546 | 269,3 | 11:33'35.101 |
| 5 | 18.957 | 32.803 | 23.666 | 32.559 | 1'47.985 | 270,7 | 11:35'23.086 |
| 6 | 19.078 | 32.662 | 22.817 | 32.851 | 1'47.408 | 268,0 | 11:37'10.494 |
| 7 | 19.078 | 32.613 | 22.853 | 44.517 | 1'59.061P | 269,3 | 11:39'09.555 |
| 8 | 7'42.490 | 39.084 | 1'08.843 | 1'10.965 | 10'41.382P | 153,2 | 11:49'50.937 |
| 9 | 6'05.057 | 35.820 | 23.465 | 33.288 | 7'37.630P | 140,8 | 11:57'28.567 |
| 10 | 19.262 | 32.779 | 22.770 | 32.583 | 1'47.394 | 262,8 | 11:59'15.961 |
| 11 | 19.083 | 32.569 | 22.589 | 32.196 | 1'46.437 | 266,0 | 12:01'02.398 |
| 12 | 18.970 | 32.375 | 22.715 | 32.458 | 1'46.518 | 267,3 | 12:02'48.916 |
| 13 | 19.102 | 32.452 | 22.773 | 32.295 | 1'46.622 | 265,4 | 12:04'35.538 |

</



Catalunya Round, 23-25 September 2022
Chronological Analysis Free Practice 1st Session

Circuit de Barcelona 4.657 m

3 / 6

14° 52 P. HOBELSBERGER [1'46.623]

| Lap | Seg1 | Seg2 | Seg3 | Seg4 | Lap Time | km/h | Local Time |
|-----|---------------|---------------|---------------|---------------|-----------------|-------|--------------|
| 1 | | 37.073 | 24.371 | 34.871 | | 151,3 | 11:27'52.741 |
| 2 | 20.914 | 33.770 | 23.468 | 33.346 | 1'51.498 | 262,8 | 11:29'44.239 |
| 3 | 20.007 | 33.103 | 23.117 | 33.148 | 1'49.375 | 264,7 | 11:31'33.614 |
| 4 | 19.595 | 32.901 | 23.145 | 32.862 | 1'48.503 | 266,0 | 11:33'22.117 |
| 5 | 19.670 | 32.788 | 23.096 | 32.729 | 1'48.283 | 266,7 | 11:35'10.400 |
| 6 | 19.414 | 32.728 | 22.912 | 32.741 | 1'47.795 | 266,0 | 11:36'58.195 |
| 7 | 19.782 | 32.915 | 23.050 | 46.085 | 2'01.832P | 265,4 | 11:39'00.027 |
| 8 | 7'12.466 | 36.277 | 23.239 | 34.643 | 8'46.625P | 140,4 | 11:47'46.652 |
| 9 | 19.494 | 33.019 | 27.373 | 34.046 | 1'53.932 | 264,7 | 11:49'40.584 |
| 10 | 19.294 | 32.707 | 22.912 | 32.680 | 1'47.593 | 267,3 | 11:51'28.177 |
| 11 | 20.064 | 33.965 | 23.082 | 32.956 | 1'50.067 | 268,7 | 11:53'18.244 |
| 12 | 19.245 | 32.620 | 22.913 | 32.676 | 1'47.454 | 270,0 | 11:55'05.698 |
| 13 | 19.375 | 33.536 | 25.322 | 46.459 | 2'04.692P | 272,0 | 11:57'10.390 |
| 14 | 5'34.402 | 33.772 | 23.207 | 32.747 | 7'04.128P | 164,6 | 12:04'14.518 |
| 15 | 19.150 | 32.401 | 23.013 | 32.436 | 1'47.000 | 267,3 | 12:06'01.518 |
| 16 | 19.120 | 32.444 | 22.781 | 32.278 | 1'46.623 | 268,7 | 12:07'48.141 |
| 17 | 19.090 | 33.151 | 28.554 | 36.897 | 1'57.692 | 268,0 | 12:09'45.833 |
| 18 | 19.310 | 32.601 | 22.913 | 32.453 | 1'47.277 | 266,7 | 12:11'33.110 |

| | | | | | | | |
|----|----------|--------|--------|---------------|-----------|-------|--------------|
| 16 | 1'12.035 | 33.006 | 23.000 | 32.405 | 2'40.446P | 160,2 | 12:05'38.531 |
| 17 | 19.173 | 32.434 | 22.829 | 32.356 | 1'46.792 | 269,3 | 12:07'25.323 |
| 18 | 19.274 | 32.425 | 23.002 | 32.470 | 1'47.171 | 270,0 | 12:09'12.494 |
| 19 | 19.188 | 32.550 | 22.912 | 32.414 | 1'47.064 | 270,0 | 12:10'59.558 |

17° 81 A. VIU [1'46.673]

| Lap | Seg1 | Seg2 | Seg3 | Seg4 | Lap Time | km/h | Local Time |
|-----|---------------|---------------|---------------|---------------|-----------------|--------------|--------------|
| 1 | | 39.705 | 28.837 | 37.913 | | 109,6 | 11:28'27.696 |
| 2 | 24.425 | 36.334 | 25.857 | 35.458 | 2'02.074 | 187,8 | 11:30'29.770 |
| 3 | 22.175 | 36.528 | 27.106 | 37.620 | 2'03.429 | 218,2 | 11:32'33.199 |
| 4 | 20.648 | 34.010 | 24.013 | 33.886 | 1'52.557 | 238,4 | 11:34'25.756 |
| 5 | 20.334 | 34.059 | 23.808 | 33.593 | 1'51.794C | 250,0 | 11:36'17.550 |
| 6 | 19.945 | 33.442 | 23.420 | 33.140 | 1'49.947 | 262,1 | 11:38'07.497 |
| 7 | 19.752 | 33.107 | 24.855 | 49.448 | 2'07.162P | 261,5 | 11:40'14.659 |
| 8 | 8'59.999 | 33.751 | 23.454 | 33.335 | 10'30.539P | 153,0 | 11:50'45.198 |
| 9 | 19.712 | 32.987 | 23.112 | 32.794 | 1'48.605 | 261,5 | 11:52'33.803 |
| 10 | 19.600 | 32.824 | 23.124 | 32.780 | 1'48.324P | 260,9 | 11:54'22.131 |
| 11 | 19.511 | 32.804 | 22.955 | 32.603 | 1'47.873 | 262,1 | 11:56'10.004 |
| 12 | 19.455 | 32.622 | 22.874 | 32.505 | 1'47.456 | 260,2 | 11:57'57.460 |
| 13 | 20.013 | 34.204 | 25.472 | 47.965 | 2'07.654P | 262,8 | 12:00'05.114 |
| 14 | 4'27.681 | 37.749 | 23.070 | 32.424 | 6'00.924P | 165,1 | 12:06'06.038 |
| 15 | 19.299 | 32.283 | 22.760 | 32.331 | 1'46.673 | 264,7 | 12:07'52.711 |
| 16 | 19.271 | 32.400 | 22.737 | 32.407 | 1'46.815 | 264,7 | 12:09'39.526 |
| 17 | 19.209 | 32.595 | 22.707 | 32.428 | 1'46.939 | 264,7 | 12:11'26.465 |

15° 54 B. SOFUOGLU [1'46.627]

| Lap | Seg1 | Seg2 | Seg3 | Seg4 | Lap Time | km/h | Local Time |
|-----|---------------|---------------|---------------|---------------|-----------------|--------------|--------------|
| 1 | | 35.014 | 23.622 | 33.595 | | 156,7 | 11:27'04.956 |
| 2 | 19.789 | 33.377 | 23.104 | 32.927 | 1'49.197 | 267,3 | 11:28'54.153 |
| 3 | 19.336 | 32.897 | 22.917 | 32.570 | 1'47.720 | 275,5 | 11:30'41.873 |
| 4 | 19.154 | 32.931 | 22.948 | 32.461 | 1'47.494 | 279,8 | 11:32'29.367 |
| 5 | 19.120 | 32.542 | 22.807 | 32.806 | 1'47.275 | 273,4 | 11:34'16.642 |
| 6 | 19.362 | 32.796 | 22.790 | 32.612 | 1'47.560C | 279,8 | 11:36'04.202 |
| 7 | 19.263 | 32.608 | 22.900 | 32.628 | 1'47.399 | 269,3 | 11:37'51.601 |
| 8 | 19.218 | 32.540 | 22.847 | 32.497 | 1'47.102 | 269,3 | 11:39'38.703 |
| 9 | 19.220 | 32.562 | 22.855 | 32.485 | 1'47.122 | 268,0 | 11:41'25.825 |
| 10 | 19.205 | 32.549 | 22.774 | 32.485 | 1'47.013 | 268,0 | 11:43'12.838 |
| 11 | 22.893 | 35.162 | 24.483 | 48.238 | 2'10.776P | 267,3 | 11:45'23.614 |
| 12 | 8'28.960 | 33.407 | 23.881 | 32.621 | 9'58.869P | 161,7 | 11:55'22.483 |
| 13 | 19.226 | 32.414 | 22.818 | 32.468 | 1'46.926C | 270,0 | 11:57'09.409 |
| 14 | 19.116 | 32.440 | 22.760 | 32.467 | 1'46.783C | 270,7 | 11:58'56.192 |
| 15 | 19.089 | 32.504 | 22.701 | 32.333 | 1'46.627 | 271,4 | 12:00'42.819 |
| 16 | 19.123 | 32.478 | 22.735 | 32.370 | 1'46.706 | 271,4 | 12:02'29.525 |
| 17 | 19.152 | 32.586 | 22.718 | 32.780 | 1'47.236 | 272,0 | 12:04'16.761 |
| 18 | 19.004 | 32.694 | 22.812 | 32.457 | 1'46.967 | 274,1 | 12:06'03.728 |
| 19 | 19.061 | 32.656 | 22.829 | 32.663 | 1'47.209 | 272,7 | 12:07'50.937 |
| 20 | 19.151 | 32.711 | 22.839 | 32.789 | 1'47.490 | 272,0 | 12:09'38.427 |
| 21 | 19.217 | 32.820 | 22.861 | 32.693 | 1'47.591 | 271,4 | 12:11'26.018 |

18° 56 P. SEBESTYEN [1'46.717]

| Lap | Seg1 | Seg2 | Seg3 | Seg4 | Lap Time | km/h | Local Time |
|-----|---------------|---------------|---------------|---------------|-----------------|--------------|--------------|
| 1 | | 34.083 | 23.737 | 33.966 | | 191,8 | 11:27'07.211 |
| 2 | 19.702 | 33.113 | 23.171 | 32.951 | 1'48.937 | 270,0 | 11:28'56.148 |
| 3 | 19.325 | 32.813 | 23.060 | 32.752 | 1'47.950 | 275,5 | 11:30'44.098 |
| 4 | 19.181 | 32.753 | 22.780 | 32.566 | 1'47.280 | 277,6 | 11:32'31.378 |
| 5 | 19.048 | 32.771 | 22.896 | 32.747 | 1'47.462 | 276,9 | 11:34'18.840 |
| 6 | 19.064 | 32.918 | 22.919 | 32.584 | 1'47.485C | 272,7 | 11:36'06.325 |
| 7 | 19.116 | 32.728 | 22.874 | 32.776 | 1'47.494 | 272,0 | 11:37'53.819 |
| 8 | 19.056 | 32.617 | 22.888 | 32.482 | 1'47.043 | 270,7 | 11:39'40.862 |
| 9 | 19.153 | 32.876 | 22.919 | 49.934 | 2'04.882P | 271,4 | 11:41'45.744 |
| 10 | 15'57.297 | 33.321 | 23.019 | 32.408 | 17'26.045P | 188,2 | 11:59'11.789 |
| 11 | 19.644 | 33.174 | 22.852 | 32.395 | 1'48.065 | 271,4 | 12:00'59.854 |
| 12 | 18.949 | 32.501 | 22.724 | 32.543 | 1'46.717 | 269,3 | 12:02'46.571 |
| 13 | 18.993 | 32.523 | 22.824 | 32.518 | 1'46.858 | 268,7 | 12:04'33.429 |
| 14 | 18.991 | 32.759 | 22.900 | 32.515 | 1'47.165 | 268,7 | 12:06'20.594 |
| 15 | 19.036 | 32.670 | 22.906 | 34.230 | 1'48.842 | 267,3 | 12:08'09.436 |
| 16 | 19.046 | 33.937 | 24.102 | 33.063 | 1'50.148 | 270,0 | 12:09'59.584 |
| 17 | 19.045 | 32.599 | 22.850 | 32.481 | 1'46.975 | 271,4 | 12:11'46.559 |

16° 38 H. SOOMER [1'46.664]

| Lap | Seg1 | Seg2 | Seg3 | Seg4 | Lap Time | km/h | Local Time |
|-----|---------------|---------------|---------------|--------|-----------------|--------------|--------------|
| 1 | | 33.934 | 24.347 | 33.459 | | 135,2 | 11:27'17.383 |
| 2 | 20.758 | 33.806 | 23.470 | 32.734 | 1'50.768 | 260,9 | 11:29'08.151 |
| 3 | 19.357 | 32.574 | 23.038 | 32.748 | 1'47.717 | 268,0 | 11:30'55.868 |
| 4 | 19.119 | 32.603 | 23.028 | 32.508 | 1'47.258 | 268,7 | 11:32'43.126 |
| 5 | 19.107 | 32.544 | 23.255 | 43.680 | 1'58.586P | 269,3 | 11:34'41.712 |
| 6 | 1'02.742 | 32.650 | 23.151 | 32.679 | 2'31.222P | 113,0 | 11:37'12.934 |
| 7 | 18.974 | 32.390 | 22.985 | 32.633 | 1'46.982 | 270,7 | 11:38'59.916 |
| 8 | 19.071 | 32.356 | 23.139 | 32.804 | 1'47.370 | 269,3 | 11:40'47.286 |
| 9 | 19.018 | 32.351 | 22.943 | 32.460 | 1'46.772 | 268,0 | 11:42'34.058 |
| 10 | 19.103 | 32.701 | 23.461 | 44.883 | 2'00.148P | 268,7 | 11:44'34.206 |
| 11 | 9'31.721 | 32.457 | 23.185 | 32.526 | 10'59.889P | 161,9 | 11:55'34.095 |
| 12 | 19.203 | 32.282 | 22.751 | 32.428 | 1'46.664 | 264,7 | 11:57'20.759 |
| 13 | 19.259 | 32.567 | 22.769 | 32.588 | 1'47.183 | 265,4 | 11:59'07.942 |
| 14 | 19.069 | 32.473 | 22.733 | 32.545 | 1'46.820 | 266,7 | 12:00'54.762 |
| 15 | 19.147 | 34.083 | 25.377 | 44.716 | 2'03.323P | 266,7 | 12:02'58.085 |

19° 9 S. JESPERSEN [1'46.763]

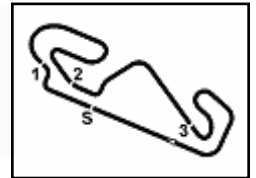
| Lap | Seg1 | Seg2 | Seg3 | Seg4 | Lap Time | km/h | Local Time |
|-----|---------------|---------------|---------------|---------------|-----------------|--------------|--------------|
| 1 | | 34.310 | 23.898 | 33.211 | | 187,8 | 11:26'58.186 |
| 2 | 19.990 | 33.424 | 23.181 | 32.724 | 1'49.319 | 263,4 | 11:28'47.505 |
| 3 | 19.657 | 32.612 | 22.937 | 32.622 | 1'47.828 | 266,7 | 11:30'35.333 |
| 4 | 19.247 | 32.532 | 22.812 | 32.288 | 1'46.879 | 268,0 | 11:32'22.212 |
| 5 | 20.653 | 37.311 | 22.865 | 49.913 | 2'10.742P | 268,0 | 11:34'32.954 |
| 6 | 7'08.065 | 33.537 | 23.095 | 32.648 | 8'37.345P | 169,8 | 11:43'10.299 |
| 7 | 19.240 | 32.595 | 22.816 | 32.337 | 1'46.988 | 267,3 | 11:44'57.287 |
| 8 | 19.066 | 32.599 | 22.832 | 32.346 | 1'46.843 | 268,0 | 11:46'44.130 |
| 9 | 19.039 | 32.449 | 23.644 | 44.276 | 1'59.408P | 267,3 | 11:48'43.538 |
| 10 | 9'48.584 | 33.398 | 23.074 | 32.405 | 11'17.461P | 174,2 | 12:00'00.999 |
| 11 | 19.277 | 32.663 | 22.806 | 32.679 | 1'47.425 | 268,0 | 12:01'48.424 |
| 12 | 19.234 | 32.534 | 22.716 | 32.522 | 1'47.006 | 270,0 | 12:03'35.430 |
| 13 | 19.230 | 33.634 | 23.049 | 44.993 | 2'00.906P | 270,7 | 12:05'36.336 |
| 14 | 2'50.708 | 34.796 | 22.889 | 32.813 | 4'21.206P | 170,1 | 12:09'57.542 |
| 15 | 19.205 | 32.489 | 22.763 | 32.306 | 1'46.763 | 274,8 | 12:11'44.305 |

23/09/2022 P = Pits In/Out - C = Lap Time Cancelled

These data/results cannot be reproduced, stored and/or transmitted in whole or in part by any manner of electronic, mechanical, photocopying, recording, broadcasting or otherwise now known or herein after developed without the previous express consent by the copyright owner, except for reproduction in daily press and regular printed publications on sale to the public within 60 days of the event related to those data/results and always provided that copyright symbol appears together as follows below.

© DORNA WSBK ORGANIZATION Srl 2022





Catalunya Round, 23-25 September 2022
Chronological Analysis Free Practice 1st Session

| 20° 64 F. CARICASULO [1'46.819] | | | | | | | |
|---------------------------------|---------------|---------------|---------------|---------------|-----------------|--------------|--------------|
| Lap | Seg.1 | Seg.2 | Seg.3 | Seg.4 | Lap Time | km/h | Local Time |
| 1 | | 35.537 | 24.108 | 33.758 | 99,8 | 11:27'04.657 | |
| 2 | 19.657 | 33.330 | 23.225 | 33.019 | 1'49.231 | 273,4 | 11:28'53.888 |
| 3 | 19.200 | 32.973 | 23.021 | 32.616 | 1'47.810 | 274,1 | 11:30'41.698 |
| 4 | 19.160 | 32.662 | 22.874 | 32.528 | 1'47.224 | 276,2 | 11:32'28.922 |
| 5 | 18.973 | 32.538 | 23.005 | 32.731 | 1'47.247 | 276,2 | 11:34'16.169 |
| 6 | 19.041 | 32.787 | 23.012 | 45.252 | 2'00.092CP | 283,5 | 11:36'16.261 |
| 7 | 4'53.757 | 33.210 | 23.081 | 33.095 | 6'23.143P | 166,4 | 11:42'39.404 |
| 8 | 19.112 | 32.568 | 22.787 | 32.408 | 1'46.875 | 273,4 | 11:44'26.279 |
| 9 | 18.898 | 32.441 | 22.747 | 32.467 | 1'46.553C | 273,4 | 11:46'12.832 |
| 10 | 18.903 | 32.508 | 22.856 | 32.552 | 1'46.819 | 274,1 | 11:47'59.651 |
| 11 | 18.785 | 32.962 | 23.192 | 43.391 | 1'58.330P | 274,8 | 11:49'57.981 |
| 12 | 9'50.732 | 33.382 | 22.992 | 33.058 | 11'20.164P | 161,2 | 12:01'18.145 |
| 13 | 19.106 | 32.790 | 22.857 | 32.492 | 1'47.245 | 272,7 | 12:03'05.390 |
| 14 | 18.938 | 32.881 | 22.809 | 33.654 | 1'48.282 | 272,7 | 12:04'53.672 |
| 15 | 19.053 | 32.783 | 23.009 | 32.575 | 1'47.420 | 274,1 | 12:06'41.092 |
| 16 | 18.973 | 32.933 | 22.988 | 32.689 | 1'47.583 | 275,5 | 12:08'28.675 |
| 17 | 18.992 | 32.837 | 23.010 | 32.683 | 1'47.522C | 271,4 | 12:10'16.197 |

| | | | | | | | |
|----|---------------|---------------|---------------|---------------|-----------------|--------------|--------------|
| 1 | | 36.218 | 23.784 | 33.873 | 174,2 | 11:27'00.202 | |
| 2 | 19.987 | 33.425 | 23.214 | 33.164 | 1'49.790 | 271,4 | 11:28'49.992 |
| 3 | 19.581 | 32.901 | 23.158 | 33.083 | 1'48.723 | 272,0 | 11:30'38.715 |
| 4 | 19.313 | 32.761 | 23.035 | 32.832 | 1'47.941 | 273,4 | 11:32'26.656 |
| 5 | 19.299 | 33.016 | 23.332 | 32.997 | 1'48.644 | 273,4 | 11:34'15.300 |
| 6 | 22.343 | 33.567 | 23.264 | 32.802 | 1'51.976C | 269,3 | 11:36'07.276 |
| 7 | 19.268 | 32.818 | 22.917 | 32.641 | 1'47.644 | 272,7 | 11:37'54.920 |
| 8 | 19.160 | 32.695 | 22.971 | 32.764 | 1'47.590 | 274,8 | 11:39'42.510 |
| 9 | 19.154 | 32.677 | 22.934 | 32.569 | 1'47.334 | 272,0 | 11:41'29.844 |
| 10 | 19.114 | 32.818 | 23.395 | 32.989 | 1'48.316 | 271,4 | 11:43'18.160 |
| 11 | 23.489 | 34.394 | 23.967 | 45.618 | 2'07.468P | 269,3 | 11:45'25.628 |
| 12 | 6'18.523 | 37.564 | 23.159 | 33.003 | 7'52.249P | 179,1 | 11:53'17.877 |
| 13 | 19.244 | 32.675 | 22.966 | 32.726 | 1'47.611 | 269,3 | 11:55'05.488 |
| 14 | 19.051 | 32.921 | 23.194 | 45.038 | 2'00.204P | 270,7 | 11:57'05.692 |
| 15 | 6'41.533 | 33.638 | 23.495 | 34.653 | 8'13.319P | 147,3 | 12:05'19.011 |
| 16 | 19.215 | 32.780 | 22.926 | 32.706 | 1'47.627 | 270,0 | 12:07'06.638 |
| 17 | 19.196 | 32.698 | 22.815 | 32.730 | 1'47.439 | 268,0 | 12:08'54.077 |
| 18 | 19.119 | 32.960 | 23.055 | 32.821 | 1'47.955 | 268,7 | 12:10'42.032 |

| 21° 25 M. BRENNER [1'46.834] | | | | | | | |
|------------------------------|---------------|---------------|---------------|---------------|-----------------|--------------|--------------|
| Lap | Seg.1 | Seg.2 | Seg.3 | Seg.4 | Lap Time | km/h | Local Time |
| 1 | | 34.099 | 23.692 | 33.457 | 190,1 | 11:27'06.374 | |
| 2 | 19.501 | 32.993 | 23.339 | 32.446 | 1'48.279 | 265,4 | 11:28'54.653 |
| 3 | 19.520 | 32.907 | 23.378 | 32.777 | 1'48.582 | 271,4 | 11:30'43.235 |
| 4 | 19.440 | 32.693 | 23.083 | 32.497 | 1'47.713 | 267,3 | 11:32'30.948 |
| 5 | 18.879 | 32.670 | 23.044 | 32.298 | 1'46.891 | 276,9 | 11:34'17.839 |
| 6 | 19.134 | 32.688 | 23.175 | 45.610 | 2'00.607CP | 268,0 | 11:36'18.446 |
| 7 | 9'48.694 | 33.341 | 23.524 | 32.879 | 11'18.438P | 177,9 | 11:47'36.884 |
| 8 | 19.281 | 32.904 | 23.252 | 32.737 | 1'48.174 | 262,8 | 11:49'25.058 |
| 9 | 19.329 | 32.585 | 23.141 | 32.592 | 1'47.647 | 262,8 | 11:51'12.705 |
| 10 | 19.395 | 32.769 | 23.129 | 32.700 | 1'47.993 | 263,4 | 11:53'00.698 |
| 11 | 19.382 | 33.177 | 23.352 | 48.170 | 2'04.081P | 262,8 | 11:55'04.779 |
| 12 | 5'10.503 | 33.168 | 23.426 | 32.539 | 6'39.636P | 186,9 | 12:01'44.415 |
| 13 | 19.240 | 32.383 | 23.017 | 32.344 | 1'46.984 | 264,1 | 12:03'31.399 |
| 14 | 19.151 | 32.566 | 23.016 | 32.370 | 1'47.103 | 263,4 | 12:05'18.502 |
| 15 | 19.117 | 32.419 | 22.883 | 32.415 | 1'46.834 | 263,4 | 12:07'05.336 |
| 16 | 19.306 | 32.676 | 23.092 | 38.757 | 1'53.831 | 259,6 | 12:08'59.167 |
| 17 | 19.249 | 32.727 | 23.077 | 32.538 | 1'47.591 | 264,1 | 12:10'46.758 |

| 24° 24 L. TACCINI [1'47.370] | | | | | | | |
|------------------------------|---------------|---------------|---------------|---------------|-----------------|--------------|--------------|
| Lap | Seg.1 | Seg.2 | Seg.3 | Seg.4 | Lap Time | km/h | Local Time |
| 1 | | 35.966 | 23.862 | 33.680 | 176,5 | 11:26'59.537 | |
| 2 | 20.198 | 33.119 | 23.120 | 32.874 | 1'49.311 | 266,7 | 11:28'48.848 |
| 3 | 19.443 | 32.771 | 23.030 | 32.591 | 1'47.835 | 271,4 | 11:30'36.683 |
| 4 | 19.730 | 32.882 | 23.015 | 32.658 | 1'48.285 | 268,0 | 11:32'24.968 |
| 5 | 19.679 | 35.679 | 23.302 | 32.809 | 1'51.469 | 266,7 | 11:34'16.437 |
| 6 | 19.443 | 33.058 | 22.925 | 33.303 | 1'48.729C | 275,5 | 11:36'05.166 |
| 7 | 19.537 | 32.628 | 22.989 | 32.470 | 1'47.624 | 267,3 | 11:37'52.790 |
| 8 | 19.344 | 32.657 | 22.904 | 32.657 | 1'47.562 | 269,3 | 11:39'40.352 |
| 9 | 19.472 | 32.664 | 23.012 | 32.690 | 1'47.838 | 266,7 | 11:41'28.190 |
| 10 | 19.603 | 33.907 | 23.557 | 47.661 | 2'04.728P | 266,0 | 11:43'32.918 |
| 11 | 10'57.183 | 37.546 | 24.619 | 33.725 | 12'33.073P | 181,8 | 11:56'05.991 |
| 12 | 19.781 | 33.115 | 23.128 | 33.056 | 1'49.080 | 262,8 | 11:57'55.071 |
| 13 | 21.696 | 35.539 | 23.170 | 33.524 | 1'53.929 | 265,4 | 11:59'49.000 |
| 14 | 19.479 | 33.501 | 24.536 | 32.959 | 1'50.475 | 266,0 | 12:01'39.475 |
| 15 | 19.443 | 32.516 | 23.006 | 32.655 | 1'47.620 | 270,0 | 12:03'27.095 |
| 16 | 19.191 | 32.695 | 22.866 | 32.618 | 1'47.370 | 270,7 | 12:05'14.465 |
| 17 | 19.193 | 32.803 | 23.390 | 35.724 | 1'51.110 | 270,7 | 12:07'05.575 |
| 18 | 19.385 | 32.722 | 22.881 | 33.894 | 1'48.882 | 264,1 | 12:08'54.457 |
| 19 | 19.274 | 33.023 | 23.196 | 32.895 | 1'48.388 | 267,3 | 12:10'42.845 |

| 22° 28 G. VAN STRAALLEN [1'46.849] | | | | | | | |
|------------------------------------|---------------|---------------|---------------|---------------|-----------|--------------|--------------|
| Lap | Seg.1 | Seg.2 | Seg.3 | Seg.4 | Lap Time | km/h | Local Time |
| 1 | | 33.897 | 23.939 | 33.549 | 178,2 | 11:28'20.303 | |
| 2 | 20.040 | 32.838 | 23.022 | 32.556 | 1'48.456 | 262,8 | 11:30'08.759 |
| 3 | 19.485 | 32.552 | 22.900 | 32.400 | 1'47.337 | 264,7 | 11:31'56.096 |
| 4 | 19.403 | 32.761 | 23.297 | 32.414 | 1'47.875 | 264,1 | 11:33'43.971 |
| 5 | 19.157 | 32.859 | 23.246 | 32.400 | 1'47.662C | 266,0 | 11:35'31.633 |
| 6 | 19.044 | 32.715 | 22.824 | 32.293 | 1'46.876 | 266,0 | 11:37'18.509 |
| 7 | 19.035 | 32.716 | 22.830 | 32.268 | 1'46.849 | 266,7 | 11:39'05.358 |
| 8 | 19.144 | 32.921 | 23.254 | 44.970 | 2'00.289P | 266,0 | 11:41'05.647 |
| 9 | 5'54.719 | 33.414 | 23.263 | 32.594 | 7'23.990P | 124,6 | 11:48'29.637 |
| 10 | 19.252 | 32.731 | 22.869 | 32.397 | 1'47.249 | 265,4 | 11:50'16.886 |
| 11 | 19.107 | 32.671 | 22.899 | 32.392 | 1'47.069 | 264,1 | 11:52'03.955 |
| 12 | 19.095 | 32.590 | 22.929 | 32.529 | 1'47.143 | 263,4 | 11:53'51.098 |
| 13 | 24.097 | 35.517 | 23.131 | 44.875 | 2'07.620P | 264,1 | 11:55'58.718 |
| 14 | 5'31.245 | 33.044 | 23.079 | 32.629 | 6'59.997P | 182,7 | 12:02'58.715 |
| 15 | 19.285 | 32.665 | 22.848 | 32.506 | 1'47.304 | 264,7 | 12:04'46.019 |
| 16 | 21.342 | 38.917 | 23.047 | 32.576 | 1'55.882 | 264,7 | 12:06'41.901 |
| 17 | 19.041 | 32.608 | 22.868 | 32.821 | 1'47.338 | 267,3 | 12:08'29.239 |
| 18 | 18.981 | 32.738 | 22.928 | 32.505 | 1'47.152 | 270,0 | 12:10'16.391 |

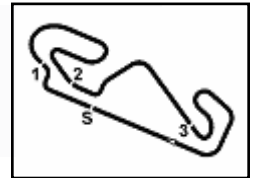
| 25° 50 O. VOSTATEK [1'47.534] | | | | | | | |
|-------------------------------|---------------|---------------|---------------|---------------|-----------------|--------------|--------------|
| Lap | Seg.1 | Seg.2 | Seg.3 | Seg.4 | Lap Time | km/h | Local Time |
| 1 | | 34.784 | 23.758 | 33.288 | 189,8 | 11:27'05.166 | |
| 2 | 19.888 | 33.289 | 23.086 | 32.909 | 1'49.172 | 274,1 | 11:28'54.338 |
| 3 | 19.302 | 32.948 | 22.877 | 32.621 | 1'47.748 | 276,9 | 11:30'42.086 |
| 4 | 19.289 | 32.889 | 22.801 | 32.653 | 1'47.632 | 276,2 | 11:32'29.718 |
| 5 | 19.335 | 32.646 | 22.824 | 32.729 | 1'47.534 | 273,4 | 11:34'17.252 |
| 6 | 19.053 | 32.810 | 22.950 | 33.267 | 1'48.080C | 276,2 | 11:36'05.332 |
| 7 | 22.600 | 36.510 | 23.857 | 48.035 | 2'11.002P | 265,4 | 11:38'16.334 |
| 8 | 7'37.339 | 36.453 | 23.448 | 33.240 | 9'10.480P | 107,9 | 11:47'26.814 |
| 9 | 19.522 | 32.923 | 22.839 | 32.736 | 1'48.020 | 259,6 | 11:49'14.834 |
| 10 | 19.360 | 32.950 | 22.959 | 32.773 | 1'48.042 | 270,0 | 11:51'02.876 |
| 11 | 19.116 | 33.024 | 23.131 | 32.699 | 1'47.970 | 268,7 | 11:52'50.846 |
| 12 | 19.137 | 32.803 | 22.997 | 32.983 | 1'47.920 | 268,0 | 11:54'38.766 |
| 13 | 19.504 | 35.457 | 23.391 | 47.518 | 2'05.870P | 266,7 | 11:56'44.636 |
| 14 | 13'26.720 | 34.351 | 23.453 | 33.938 | 14'58.462P | 148,4 | 12:11'43.098 |

| 23° 32 O. BAYLISS [1'47.334] | | | | | | | | | | |
|------------------------------|--------|-------|-------|-------|---------------|--------|------------|----------|-------|--------------|
| Lap | Seg.1 | Seg.2 | Seg.3 | Seg.4 | Lap Time | km/h | Local Time | | | |
| 1 | | | | | | | | | | |
| 2 | 19.495 | | | | 33.066 | 23.025 | 33.100 | 1'48.686 | 269,3 | 11:29'57.103 |
| 3 | 19.272 | | | | 32.731 | 23.104 | 32.901 | 1'48.008 | 268,7 | 11:31'45.111 |

23/09/2022 P = Pits In/Out - C = Lap Time Cancelled

These data/results cannot be reproduced, stored and/or transmitted in whole or in part by any manner of electronic, mechanical, photocopying, recording, broadcasting or otherwise now known or herein after developed without the previous express consent by the copyright owner, except for reproduction in daily press and regular printed publications on sale to the public within 60 days of the event related to those data/results and always provided that copyright symbol appears together as follows below.

© DORNA WSBK ORGANIZATION Srl 2022



Catalunya Round, 23-25 September 2022
Chronological Analysis Free Practice 1st Session

Circuit de Barcelona 4.657 m

5 / 6

| | | | | | | | | | | | | | | | |
|----|---------------|--------|---------------|---------------|-----------------|--------------|--------------|----|---------------|---------------|---------------|---------------|-----------------|--------------|--------------|
| 4 | 19.213 | 32.787 | 23.103 | 32.887 | 1'47.990 | 268,7 | 11:33'33.101 | 5 | 19.493 | 32.887 | 23.113 | 44.574 | 2'00.067P | 268,7 | 11:35'22.684 |
| 5 | 19.360 | 32.835 | 23.039 | 32.908 | 1'48.142 | 267,3 | 11:35'21.243 | 6 | 9'40.636 | 33.848 | 23.276 | 38.881 | 1'11'6.641P | 164,4 | 11:46'39.325 |
| 6 | 19.253 | 32.797 | 23.235 | 32.777 | 1'48.062 | 267,3 | 11:37'09.305 | 7 | 19.706 | 33.517 | 23.878 | 33.090 | 1'50.191 | 263,4 | 11:48'29.516 |
| 7 | 19.252 | 32.745 | 23.019 | 32.776 | 1'47.792 | 268,0 | 11:38'57.097 | 8 | 19.660 | 32.887 | 23.103 | 32.746 | 1'48.396 | 262,8 | 11:50'17.912 |
| 8 | 20.062 | 36.374 | 23.893 | 48.237 | 2'08.566P | 267,3 | 11:41'05.663 | 9 | 19.402 | 34.594 | 25.120 | 47.281 | 2'06.397P | 267,3 | 11:52'24.309 |
| 9 | 7'02.705 | 33.677 | 23.668 | 33.401 | 8'33.451P | 130,4 | 11:49'39.114 | 10 | 7'55.314 | 34.540 | 23.685 | 33.308 | 9'26.847P | 137,9 | 12:01'51.156 |
| 10 | 19.412 | 32.820 | 23.007 | 32.862 | 1'48.101 | 266,7 | 11:51'27.215 | 11 | 19.341 | 33.105 | 23.316 | 32.977 | 1'48.739 | 266,0 | 12:03'39.895 |
| 11 | 19.211 | 33.083 | 23.167 | 32.903 | 1'48.364 | 268,0 | 11:53'15.579 | 12 | 19.504 | 33.021 | 23.282 | 32.714 | 1'48.521 | 265,4 | 12:05'28.416 |
| 12 | 19.328 | 33.052 | 23.123 | 32.962 | 1'48.465 | 264,1 | 11:55'04.044 | 13 | 19.448 | 32.772 | 23.192 | 32.843 | 1'48.255 | 266,0 | 12:07'16.671 |
| 13 | 19.500 | 34.731 | 25.341 | 47.313 | 2'06.885P | 262,8 | 11:57'10.929 | 14 | 19.418 | 33.051 | 23.200 | 33.003 | 1'48.672C | 266,0 | 12:09'05.343 |
| 14 | 5'35.351 | 33.467 | 23.090 | 34.392 | 7'06.300CP | 182,4 | 12:04'17.229 | 15 | 19.364 | 33.067 | 31.342 | 51.988 | 2'15.761P | 266,7 | 12:11'21.104 |
| 15 | 19.237 | 35.594 | 23.372 | 45.238 | 2'03.441P | 271,4 | 12:06'20.670 | | | | | | | | |
| 16 | 2'25.923 | 35.609 | 23.201 | 32.861 | 3'57.594CP | 166,7 | 12:10'18.264 | | | | | | | | |

| 27° 22 F. FULIGNI [1'47.990] | | | | | | | |
|------------------------------|---------------|---------------|---------------|---------------|-----------------|--------------|--------------|
| Lap | Seg1 | Seg2 | Seg3 | Seg4 | Lap Time | km/h | Local Time |
| 1 | | 35.054 | 24.375 | 34.401 | 147,9 | 11:27'15.349 | |
| 2 | 19.683 | 33.617 | 23.889 | 33.545 | 1'50.734 | 266,0 | 11:29'06.083 |
| 3 | 19.609 | 33.209 | 23.369 | 34.088 | 1'50.275 | 269,3 | 11:30'56.358 |
| 4 | 19.194 | 32.875 | 23.318 | 33.080 | 1'48.467 | 269,3 | 11:32'44.825 |
| 5 | 19.242 | 32.891 | 23.246 | 33.006 | 1'48.385 | 271,4 | 11:34'33.210 |
| 6 | 19.766 | 36.649 | 23.313 | 33.016 | 1'52.744C | 269,3 | 11:36'25.954 |
| 7 | 19.132 | 32.980 | 23.265 | 33.068 | 1'48.445 | 272,0 | 11:38'14.399 |
| 8 | 19.193 | 32.832 | 23.142 | 32.823 | 1'47.990 | 270,0 | 11:40'02.389 |
| 9 | 19.138 | 32.931 | 23.280 | 45.462 | 2'00.811P | 271,4 | 11:42'03.200 |
| 10 | 10'43.647 | 34.256 | 23.758 | 34.172 | 12'15.833P | 140,6 | 11:54'19.033 |
| 11 | 20.709 | 36.141 | 23.387 | 33.176 | 1'53.413 | 262,1 | 11:56'12.446 |
| 12 | 19.292 | 33.015 | 23.247 | 33.080 | 1'48.634 | 264,7 | 11:58'01.080 |
| 13 | 19.314 | 32.838 | 23.108 | 33.114 | 1'48.374 | 266,7 | 11:59'49.454 |
| 14 | 19.241 | 33.085 | 23.120 | 32.908 | 1'48.354 | 270,7 | 12:01'37.808 |
| 15 | 19.221 | 32.831 | 23.100 | 33.004 | 1'48.156 | 267,3 | 12:03'25.964 |
| 16 | 19.408 | 32.782 | 23.127 | 32.739 | 1'48.056 | 262,8 | 12:05'14.020 |
| 17 | 19.099 | 32.961 | 24.079 | 45.980 | 2'02.119P | 270,0 | 12:07'16.139 |
| 18 | 1'15.146 | 33.786 | 23.402 | 33.117 | 2'45.451P | 141,0 | 12:10'01.590 |

| 30° 73 M. KOFLER [1'48.341] | | | | | | | |
|-----------------------------|---------------|---------------|---------------|---------------|-----------------|--------------|--------------|
| Lap | Seg1 | Seg2 | Seg3 | Seg4 | Lap Time | km/h | Local Time |
| 1 | | 35.022 | 23.687 | 33.654 | 171,2 | 11:26'58.857 | |
| 2 | 19.902 | 33.276 | 23.272 | 33.357 | 1'49.807 | 267,3 | 11:28'48.664 |
| 3 | 19.893 | 33.090 | 22.997 | 32.805 | 1'48.785 | 267,3 | 11:30'37.449 |
| 4 | 19.516 | 33.008 | 23.030 | 32.787 | 1'48.341 | 270,7 | 11:32'25.790 |
| 5 | 19.458 | 33.453 | 23.346 | 33.898 | 1'50.155 | 270,7 | 11:34'15.945 |
| 6 | 19.525 | 33.024 | 23.090 | 46.149 | 2'01.788CP | 270,7 | 11:36'17.733 |
| 7 | 8'03.990 | 34.691 | 23.541 | 33.522 | 9'35.744P | 97,1 | 11:45'53.477 |
| 8 | 19.743 | 33.543 | 23.291 | 37.008 | 1'53.585 | 262,8 | 11:47'47.062 |
| 9 | 19.371 | 33.072 | 23.549 | 33.864 | 1'49.856 | 270,0 | 11:49'36.918 |
| 10 | 19.532 | 33.443 | 23.189 | 33.350 | 1'49.514 | 266,0 | 11:51'26.432 |
| 11 | 19.556 | 38.161 | 30.052 | 50.842 | 2'18.611P | 265,4 | 11:53'45.043 |

| 31° 6 J. BUIS [1'48.358] | | | | | | | |
|--------------------------|---------------|---------------|---------------|---------------|-----------------|--------------|--------------|
| Lap | Seg1 | Seg2 | Seg3 | Seg4 | Lap Time | km/h | Local Time |
| 1 | | 34.705 | 23.858 | 34.331 | 192,2 | 11:27'09.537 | |
| 2 | 20.264 | 33.672 | 23.606 | 44.284 | 2'01.826P | 262,8 | 11:29'11.363 |
| 3 | 57.328 | 33.579 | 23.460 | 32.904 | 2'27.271P | 190,5 | 11:31'38.634 |
| 4 | 19.722 | 33.492 | 23.698 | 33.044 | 1'49.956 | 265,4 | 11:33'28.590 |
| 5 | 19.632 | 33.287 | 23.324 | 32.897 | 1'49.140 | 269,3 | 11:35'17.730 |
| 6 | 19.474 | 33.243 | 23.228 | 32.778 | 1'48.723 | 266,7 | 11:37'06.453 |
| 7 | 19.391 | 33.096 | 23.158 | 32.808 | 1'48.453 | 266,0 | 11:38'54.906 |
| 8 | 19.498 | 33.267 | 23.342 | 32.754 | 1'48.861 | 264,1 | 11:40'43.767 |
| 9 | 19.529 | 33.124 | 23.153 | 33.140 | 1'48.946 | 264,1 | 11:42'32.713 |
| 10 | 19.707 | 33.131 | 23.243 | 32.844 | 1'48.925 | 264,1 | 11:44'21.638 |
| 11 | 19.508 | 32.935 | 23.135 | 32.986 | 1'48.564 | 264,1 | 11:46'10.202 |
| 12 | 19.379 | 33.056 | 23.169 | 32.754 | 1'48.358 | 264,7 | 11:47'58.560 |
| 13 | 20.569 | 35.300 | 23.540 | 33.499 | 1'52.908 | 264,7 | 11:49'51.468 |
| 14 | 19.419 | 33.030 | 23.190 | 32.861 | 1'48.500 | 264,7 | 11:51'39.968 |
| 15 | 22.124 | 35.269 | 23.719 | 45.275 | 2'06.387P | 265,4 | 11:53'46.355 |
| 16 | 9'34.061 | 34.016 | 23.242 | 33.528 | 11'04.847P | 125,0 | 12:04'51.202 |
| 17 | 19.539 | 33.295 | 23.215 | 33.082 | 1'49.131 | 266,7 | 12:06'40.333 |
| 18 | 19.440 | 33.118 | 23.082 | 33.203 | 1'48.843 | 262,8 | 12:08'29.176 |
| 19 | 19.551 | 33.039 | 23.166 | 32.804 | 1'48.560 | 266,0 | 12:10'17.736 |

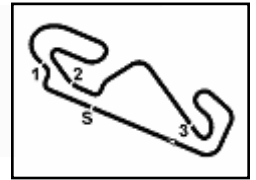
| 32° 70 M. ALCOBA [1'48.664] | | | | | | | |
|-----------------------------|---------------|--------|--------|--------|-----------|--------------|--------------|
| Lap | Seg1 | Seg2 | Seg3 | Seg4 | Lap Time | km/h | Local Time |
| 1 | | 35.698 | 24.437 | 34.089 | 154,7 | 11:27'21.339 | |
| 2 | 20.079 | 33.903 | 23.680 | 33.541 | 1'51.203 | 262,8 | 11:29'12.542 |
| 3 | 19.860 | 33.447 | 23.496 | 33.416 | 1'50.219 | 266,7 | 11:31'02.761 |
| 4 | 19.750 | 33.532 | 23.336 | 33.119 | 1'49.737 | 265,4 | 11:32'52.498 |
| 5 | 19.437 | 33.364 | 23.329 | 33.069 | 1'49.199 | 266,7 | 11:34'41.697 |
| 6 | 20.015 | 33.343 | 23.358 | 32.988 | 1'49.704C | 266,7 | 11:36'31.401 |
| 7 | 19.414 | 33.232 | 23.207 | 33.065 | 1'48.918 | 272,0 | 11:38'20.319 |
| 8 | 19.996 | 35.651 | 23.803 | 46.860 | 2'06.310P | 265,4 | 11:40'26.629 |
| 9 | 7'53.487 | 34.147 | 23.679 | 33.834 | 9'25.147P | 168,0 | 11:49'51.776 |
| 10 | 19.554 | 33.379 | 23.249 | 32.955 | 1'49.137 | 265,4 | 11:51'40.913 |
| 11 | 19.588 | 33.319 | 23.353 | 33.150 | 1'49.410 | 263,4 | 11:53'30.323 |
| 12 | 19.474 | 33.668 | 23.718 | 46.288 | 2'03.148P | 260,2 | 11:55'33.471 |
| 13 | 5'12.879 | 34.265 | 23.596 | 33.253 | 6'43.993P | 161,4 | 12:02'17.464 |

| 29° 69 T. BOOTH-AMOS [1'48.255] | | | | | | | |
|---------------------------------|--------|--------|--------|--------|-----------|--------------|--------------|
| Lap | Seg1 | Seg2 | Seg3 | Seg4 | Lap Time | km/h | Local Time |
| 1 | | 35.190 | 24.314 | 33.824 | 178,2 | 11:27'54.386 | |
| 2 | 19.875 | 33.390 | 23.550 | 33.386 | 1'50.201 | 264,7 | 11:29'44.587 |
| 3 | 19.836 | 33.134 | 23.286 | 33.005 | 1'49.261C | 268,0 | 11:31'33.848 |
| 4 | 19.618 | 32.876 | 23.141 | 33.134 | 1'48.769 | 268,0 | 11:33'22.617 |

23/09/2022 P = Pits In/Out - C = Lap Time Cancelled

These data/results cannot be reproduced, stored and/or transmitted in whole or in part by any manner of electronic, mechanical, photocopying, recording, broadcasting or otherwise now known or herein after developed without the previous express consent by the copyright owner, except for reproduction in daily press and regular printed publications on sale to the public within 60 days of the event related to those data/results and always provided that copyright symbol appears together as follows below.

© DORNA WSBK ORGANIZATION Srl 2022



**Catalunya Round, 23-25 September 2022
Chronological Analysis Free Practice 1st Session**

| | | | | | | | |
|----|--------|---------------|---------------|---------------|-----------------|-------|--------------|
| 14 | 19.673 | 33.117 | 23.100 | 32.890 | 1'48.780 | 259,0 | 12:04'06.244 |
| 15 | 19.494 | 33.062 | 23.168 | 32.940 | 1'48.664 | 260,2 | 12:05'54.908 |
| 16 | 22.040 | 34.008 | 23.253 | 33.000 | 1'52.301 | 259,0 | 12:07'47.209 |
| 17 | 19.474 | 34.256 | 28.047 | 33.343 | 1'55.120 | 261,5 | 12:09'42.329 |
| 18 | 19.560 | 33.169 | 23.242 | 33.089 | 1'49.060 | 262,1 | 12:11'31.389 |

23/09/2022

P = Pits In/Dut - C = Lap Time Cancelled

These data/results cannot be reproduced, stored and/or transmitted in whole or in part by any manner of electronic, mechanical, photocopying, recording, broadcasting or otherwise now known or herein after developed without the previous express consent by the copyright owner, except for reproduction in daily press and regular printed publications on sale to the public within 60 days of the event related to those data/results and always provided that copyright symbol appears together as follows below.

© DORNA WSBK ORGANIZATION Srl 2022