

**Catalunya Round, 23-25 September 2022**  
**Results Free Practice 2nd Session**

Circuit de Barcelona 4.657 m

1 / 3

No.	Rider	Nat	Team	Bike	Class	Time	Gap	Rel.	Laps	Speed	
										Avg	Max
1	77 D. AEGERTER	SUI	Ten Kate Racing Yamaha	Yamaha YZF R6		1'44.507			20	160,422	276,2
2	11 N. BULEGA	ITA	Aruba.it Racing WorldSSP Team	Ducati Panigale V2		1'45.522	1.015	1.015	9	158,879	269,3
3	66 N. TUULI	FIN	MV Agusta Reparto Corse	MV Agusta F3 800 RR		1'45.664	1.157	0.142	17	158,665	267,3
4	61 C. ONCU	TUR	Kawasaki Puccetti Racing	Kawasaki ZX-6R		1'45.669	1.162	0.005	19	158,658	274,8
5	16 J. CLUZEL	FRA	GMT94 Yamaha	Yamaha YZF R6		1'45.804	1.297	0.135	20	158,455	272,0
6	62 S. MANZI	ITA	Dynavolt Triumph	Triumph Street Triple RS		1'45.936	1.429	0.132	22	158,258	275,5
7	7 L. BALDASSARRI	ITA	Evan Bros.WorldSSP Yamaha Team	Yamaha YZF R6		1'45.969	1.462	0.033	18	158,209	272,0
8	64 F. CARICASULO	ITA	Althea Racing	Ducati Panigale V2		1'45.988	1.481	0.019	14	158,180	275,5
9	55 Y. MONTELLA	ITA	Kawasaki Puccetti Racing	Kawasaki ZX-6R		1'46.147	1.640	0.159	13	157,943	272,7
10	54 B. SOFUOGLU	TUR	MV Agusta Reparto Corse	MV Agusta F3 800 RR	*	1'46.208	1.701	0.061	22	157,853	277,6
11	3 R. DE ROSA	ITA	Orelac Racing Verdatura WorldSSP	Ducati Panigale V2		1'46.212	1.705	0.004	18	157,847	270,0
12	28 G. VAN STRAALEN	NED	EAB Racing Team	Yamaha YZF R6		1'46.256	1.749	0.044	18	157,781	267,3
13	23 I. VINALES	ESP	D34G Racing	Ducati Panigale V2	*	1'46.264	1.757	0.008	16	157,769	274,1
14	99 A. HUERTAS	ESP	MTM Kawasaki	Kawasaki ZX-6R		1'46.332	1.825	0.068	13	157,668	273,4
15	32 O. BAYLISS	AUS	BARNI Spark Racing Team	Ducati Panigale V2		1'46.433	1.926	0.101	18	157,519	272,7
16	52 P. HOBELBERGER	GER	Kallio Racing	Yamaha YZF R6		1'46.466	1.959	0.033	16	157,470	270,0
17	25 M. BRENNER	SUI	VFT Racing	Yamaha YZF R6	*	1'46.471	1.964	0.005	17	157,463	267,3
18	9 S. JESPERSEN	DEN	Kallio Racing	Yamaha YZF R6	*	1'46.543	2.036	0.072	18	157,356	274,8
19	76 J. GIRAL	ESP	Valvulas Arco JG76 Team	Ducati Panigale V2		1'46.584	2.077	0.041	19	157,296	270,0
20	56 P. SEBESTYEN	HUN	Evan Bros.WorldSSP Yamaha Team	Yamaha YZF R6		1'46.626	2.119	0.042	19	157,234	273,4
21	69 T. BOOTH-AMOS	GBR	Prodina Racing WorldSSP	Kawasaki ZX-6R	*	1'46.675	2.168	0.049	17	157,161	272,0
22	38 H. SOOMER	EST	Dynavolt Triumph	Triumph Street Triple RS		1'46.720	2.213	0.045	18	157,095	273,4
23	94 A. VERDOIA	FRA	GMT94 Yamaha	Yamaha YZF R6		1'46.791	2.284	0.071	17	156,991	270,0
24	24 L. TACCINI	ITA	Ten Kate Racing Yamaha	Yamaha YZF R6		1'46.860	2.353	0.069	20	156,889	271,4
25	81 A. VIU	ESP	Andotrans Team Torrento	Yamaha YZF R6		1'47.080	2.573	0.220	7	156,567	274,1
26	50 O. VOSTATEK	CZE	MS Racing Yamaha WorldSSP	Yamaha YZF R6		1'47.087	2.580	0.007	16	156,557	273,4
27	10 U. ORRADRE	ESP	MS Racing Yamaha WorldSSP	Yamaha YZF R6		1'47.266	2.759	0.179	18	156,296	267,3
28	21 B. CURRIE	AUS	Motozoo Racing by Puccetti	Kawasaki ZX-6R		1'47.506	2.999	0.240	10	155,947	268,7
29	6 J. BUJS	NED	Motozoo Racing by Puccetti	Kawasaki ZX-6R	*	1'47.721	3.214	0.215	17	155,635	271,4
30	22 F. FULIGNI	ITA	D34G Racing	Ducati Panigale V2	*	1'47.806	3.299	0.085	16	155,513	271,4
31	70 M. ALCOBA	ESP	VFT Racing	Yamaha YZF R6		1'47.866	3.359	0.060	12	155,426	268,0
32	73 M. KOFLER	AUT	CM Racing	Ducati Panigale V2		1'48.291	3.784	0.425	14	154,816	274,8

Qualifying Lap Time (105% of 1'44.507): 1'49.733

\* WorldSSP Challenge

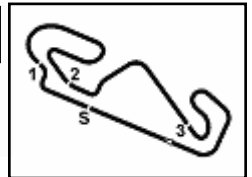
AIR	Humidity:	60%	Temp:	25°C
TRACK	Condition:	Dry	Temp:	37°C

Records	Pole	(SP)	2021 M.Gonzalez	1'44.593	160,290	Km/h
	Race	(RC2)	2021 C.Oncu	1'45.486	158,930	Km/h
	All Times	(SP)	2021 M.Gonzalez	1'44.593	160,290	Km/h

Start 23/09/2022 16:00 End 16:49 The results are provisional until the end of the time limit for protests and appeals and the completion of the technical checks.

These data/results cannot be reproduced, stored and/or transmitted in whole or in part by any manner of electronic, mechanical, photocopying, recording, broadcasting or otherwise now known or herein after developed without the previous express consent by the copyright owner, except for reproduction in daily press and regular printed publications on sale to the public within 60 days of the event related to those data/results and always provided that copyright symbol appears together as follows below.

© DORNA WSBK ORGANIZATION Srl 2022

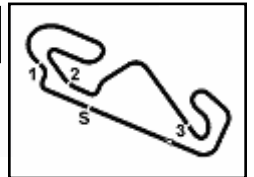

**Catalunya Round, 23-25 September 2022**  
**Results Free Practice 2nd Session**
**Session Highlights**

Local Time	No. Rider	Description
16.00.00		Start
16.00.06		WorldSSP Pit Intervention Time: 1min 21secs
16.06.53	<b>25 M. BRENNER</b>	Lap Cancelled [1'46.712] - Exceeded Track Limits - Turn 14
16.09.58	<b>99 A. HUERTAS</b>	Lap Cancelled [1'48.975] - Exceeded Track Limits - Turn 2
16.11.13	<b>99 A. HUERTAS</b>	Crashed - Turn 10
16.11.25	<b>99 A. HUERTAS</b>	Re-joined
16.12.30	<b>55 Y. MONTELLA</b>	Crashed - Turn 5
16.12.53	<b>55 Y. MONTELLA</b>	Re-joined
16.16.18	<b>16 J. CLUZEL</b>	Lap Cancelled [1'58.913] - Yellow Flag - Turn 10
16.16.23	<b>25 M. BRENNER</b>	Lap Cancelled [2'05.921] - Yellow Flag - Turn 10
16.16.29	<b>7 L. BALDASSARRI</b>	Lap Cancelled [1'46.477] - Yellow Flag - Turn 10
16.16.33	<b>52 P. HOBELSBERGER</b>	Lap Cancelled [1'47.221] - Yellow Flag - Turn 10
16.16.51	<b>81 A. VIU</b>	Technical Problem - Turn 4
16.17.03	<b>7 L. BALDASSARRI</b>	Lap Cancelled [1'46.569] - Yellow Flag - Turn 5
16.17.08	<b>52 P. HOBELSBERGER</b>	Lap Cancelled [2'00.767] - Yellow Flag - Turn 5
16.17.14	<b>77 D. AEGERTER</b>	Lap Cancelled [1'45.362] - Yellow Flag - Turn 5
16.17.18	<b>6 J. BUIS</b>	On the Gravel - Re-Joined - Turn 1
16.17.24	<b>16 J. CLUZEL</b>	Lap Cancelled [1'47.590] - Exceeded Track Limits - Turn 13
16.28.21	<b>16 J. CLUZEL</b>	Lap Cancelled [1'46.395] - Exceeded Track Limits - Turn 13
16.28.37	<b>21 B. CURRIE</b>	Crashed - Turn 10
16.28.37	<b>22 F. FULIGNI</b>	On the Gravel - Re-Joined - Turn 10
16.30.30	<b>73 M. KOFLER</b>	Lap Cancelled [1'54.483] - Exceeded Track Limits - Turn 13
16.30.55	<b>32 O. BAYLISS</b>	Lap Cancelled [2'07.347] - Yellow Flag - Turn 10
16.31.00	<b>77 D. AEGERTER</b>	Lap Cancelled [2'02.406] - Yellow Flag - Turn 10
16.31.05	<b>54 B. SOFUOGLU</b>	Lap Cancelled [1'46.551] - Yellow Flag - Turn 10
16.31.10	<b>28 G. VAN STRAALEN</b>	Lap Cancelled [1'47.673] - Yellow Flag - Turn 10
16.31.15	<b>69 T. BOOTH-AMOS</b>	Lap Cancelled [1'48.791] - Yellow Flag - Turn 10
16.31.20	<b>16 J. CLUZEL</b>	Lap Cancelled [1'56.701] - Yellow Flag - Turn 10
16.32.01	<b>6 J. BUIS</b>	Lap Cancelled [10'00.565] - Yellow Flag - Turn 10
16.32.12	<b>55 Y. MONTELLA</b>	Lap Cancelled [2'50.416] - Yellow Flag - Turn 10
16.32.29	<b>99 A. HUERTAS</b>	Lap Cancelled [1'46.302] - Exceeded Track Limits - Turn 3
16.38.44	<b>61 C. ONCU</b>	Lap Cancelled [6'01.874] - Exceeded Track Limits - Turn 2
16.39.21	<b>66 N. TUULI</b>	Lap Cancelled [1'46.549] - Exceeded Track Limits - Turn 9
16.39.34	<b>16 J. CLUZEL</b>	Lap Cancelled [1'46.174] - Exceeded Track Limits - Turn 9
16.40.46		New All Time Lap Record
16.44.14	<b>32 O. BAYLISS</b>	On the Gravel - Turn 5
16.44.32	<b>32 O. BAYLISS</b>	Re-joined
16.44.46	<b>61 C. ONCU</b>	On the Gravel - Re-Joined - Turn 4
16.46.21	<b>70 M. ALCOBA</b>	Crashed - Turn 14
16.48.27	<b>10 U. ORRADRE</b>	Lap Cancelled [1'47.581] - Yellow Flag - Turn 14
16.48.34	<b>61 C. ONCU</b>	Lap Cancelled [2'51.492] - Yellow Flag - Turn 14
16.48.41	<b>24 L. TACCINI</b>	Lap Cancelled [1'47.055] - Yellow Flag - Turn 14
16.48.50	<b>62 S. MANZI</b>	Lap Cancelled [2'04.056] - Yellow Flag - Turn 14
16.48.57	<b>54 B. SOFUOGLU</b>	Lap Cancelled [1'48.484] - Yellow Flag - Turn 14
16.49.03	<b>76 J. GIRAL</b>	Lap Cancelled [1'50.295] - Yellow Flag - Turn 14
16.49.09	<b>28 G. VAN STRAALEN</b>	Lap Cancelled [1'48.529] - Yellow Flag - Turn 14
16.49.16	<b>23 I. VINALES</b>	Lap Cancelled [6'46.947] - Yellow Flag - Turn 14
16.49.22	<b>7 L. BALDASSARRI</b>	Lap Cancelled [1'46.931] - Yellow Flag - Turn 14
16.49.32	<b>52 P. HOBELSBERGER</b>	Lap Cancelled [2'01.439] - Yellow Flag - Turn 14
16.49.36		End Of Session

Start	End	The results are provisional until the end of the time limit for protests and appeals and the completion of the technical checks.
23/09/2022 16:00	16:49	

These data/results cannot be reproduced, stored and/or transmitted in whole or in part by any manner of electronic, mechanical, photocopying, recording, broadcasting or otherwise now known or herein after developed without the previous express consent by the copyright owner, except for reproduction in daily press and regular printed publications on sale to the public within 60 days of the event related to those data/results and always provided that copyright symbol appears together as follows below.

© DORNA WSBK ORGANIZATION Srl 2022

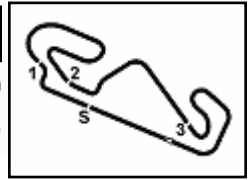

**Catalunya Round, 23-25 September 2022**  
**Results Free Practice 2nd Session**
**Fastest Laps Sequence**

No.	Rider	Nat	Team	Bike	Local Time	Time	Gap	Avg
73	M. KOFLER	AUT	CM Racing	Ducati Panigale V2	16:03'48.814	<b>1'48.339</b>		154,748
54	B. SOFUOGLU	TUR	MV Agusta Reparto Corse	MV Agusta F3 800 RR	16:03'53.224	<b>1'47.879</b>	-0.460	155,407
38	H. SOOMER	EST	Dynavolt Triumph	Triumph Street Triple RS	16:03'53.625	<b>1'47.660</b>	-0.219	155,724
62	S. MANZI	ITA	Dynavolt Triumph	Triumph Street Triple RS	16:04'07.215	<b>1'46.831</b>	-0.829	156,932
69	T. BOOTH-AMOS	GBR	Prodina Racing WorldSSP	Kawasaki ZX-6R	16:04'07.315	<b>1'46.756</b>	-0.075	157,042
61	C. ONCU	TUR	Kawasaki Puccetti Racing	Kawasaki ZX-6R	16:04'15.728	<b>1'45.903</b>	-0.853	158,307
77	D. AEGERTER	SUI	Ten Kate Racing Yamaha	Yamaha YZF R6	16:08'30.447	<b>1'45.425</b>	-0.478	159,025
77	D. AEGERTER	SUI	Ten Kate Racing Yamaha	Yamaha YZF R6	16:15'32.731	<b>1'45.284</b>	-0.141	159,238
77	D. AEGERTER	SUI	Ten Kate Racing Yamaha	Yamaha YZF R6	16:20'48.787	<b>1'45.239</b>	-0.045	159,306
77	D. AEGERTER	SUI	Ten Kate Racing Yamaha	Yamaha YZF R6	16:40'16.560	<b>1'44.507</b>	-0.732	160,422

23/09/2022      Start      End      The results are provisional until the end of the time limit for protests and appeals  
 16:00      16:49      and the completion of the technical checks.

These data/results cannot be reproduced, stored and/or transmitted in whole or in part by any manner of electronic, mechanical, photocopying, recording, broadcasting or otherwise now known or herein after developed without the previous express consent by the copyright owner, except for reproduction in daily press and regular printed publications on sale to the public within 60 days of the event related to those data/results and always provided that copyright symbol appears together as follows below.

© DORNA WSBK ORGANIZATION Srl 2022



Circuit de Barcelona 4.657 m

**Catalunya Round, 23-25 September 2022**  
**Free Practices Combined Results after FP2**

No.	Rider	Nat	Team	Bike	Class	FP1	FP2	Time	Gap	Rel.	Avg	LL
1	<b>77 D. AEGERTER</b>	SUI	Ten Kate Racing Yamaha	Yamaha YZF R6		1'45.205	<b>1'44.507</b>	<b>1'44.507</b>			160,422	39
2	<b>7 L. BALDASSARRI</b>	ITA	Evan Bros.WorldSSP Yamaha Team	Yamaha YZF R6		<b>1'45.512</b>	1'45.969	<b>1'45.512</b>	1.005	1.005	158,894	37
3	<b>11 N. BULEGA</b>	ITA	Aruba.it Racing WorldSSP Team	Ducati Panigale V2		1'46.342	<b>1'45.522</b>	<b>1'45.522</b>	1.015	0.010	158,879	12
4	<b>66 N. TUULI</b>	FIN	MV Agusta Reparto Corse	MV Agusta F3 800 RR		1'45.863	<b>1'45.664</b>	<b>1'45.664</b>	1.157	0.142	158,665	34
5	<b>61 C. ONCU</b>	TUR	Kawasaki Puccetti Racing	Kawasaki ZX-6R		1'45.947	<b>1'45.669</b>	<b>1'45.669</b>	1.162	0.005	158,658	37
6	<b>16 J. CLUZEL</b>	FRA	GMT94 Yamaha	Yamaha YZF R6		1'46.406	<b>1'45.804</b>	<b>1'45.804</b>	1.297	0.135	158,455	35
7	<b>62 S. MANZI</b>	ITA	Dynavolt Triumph	Triumph Street Triple RS		1'45.956	<b>1'45.936</b>	<b>1'45.936</b>	1.429	0.132	158,258	39
8	<b>64 F. CARICASULO</b>	ITA	Althea Racing	Ducati Panigale V2		1'46.819	<b>1'45.988</b>	<b>1'45.988</b>	1.481	0.052	158,180	30
9	<b>55 Y. MONTELLA</b>	ITA	Kawasaki Puccetti Racing	Kawasaki ZX-6R		1'46.532	<b>1'46.147</b>	<b>1'46.147</b>	1.640	0.159	157,943	30
10	<b>3 R. DE ROSA</b>	ITA	Drelec Racing Verdatura WorldSSP	Ducati Panigale V2		<b>1'46.153</b>	1'46.212	<b>1'46.153</b>	1.646	0.006	157,934	32
11	<b>54 B. SOFUOGLU</b>	TUR	MV Agusta Reparto Corse	MV Agusta F3 800 RR	*	1'46.627	<b>1'46.208</b>	<b>1'46.208</b>	1.701	0.055	157,853	42
12	<b>28 G. VAN STRAALEN</b>	NED	EAB Racing Team	Yamaha YZF R6		1'46.849	<b>1'46.256</b>	<b>1'46.256</b>	1.749	0.048	157,781	35
13	<b>23 I. VINALES</b>	ESP	D34G Racing	Ducati Panigale V2	*	1'46.441	<b>1'46.264</b>	<b>1'46.264</b>	1.757	0.008	157,769	33
14	<b>99 A. HUERTAS</b>	ESP	MTM Kawasaki	Kawasaki ZX-6R		1'46.367	<b>1'46.332</b>	<b>1'46.332</b>	1.825	0.068	157,668	28
15	<b>32 D. BAYLISS</b>	AUS	BARNI Spark Racing Team	Ducati Panigale V2		1'47.334	<b>1'46.433</b>	<b>1'46.433</b>	1.926	0.101	157,519	35
16	<b>94 A. VERDOIA</b>	FRA	GMT94 Yamaha	Yamaha YZF R6		<b>1'46.437</b>	1'46.791	<b>1'46.437</b>	1.930	0.004	157,513	33
17	<b>52 P. HOBELBERGER</b>	GER	Kallio Racing	Yamaha YZF R6		1'46.623	<b>1'46.466</b>	<b>1'46.466</b>	1.959	0.029	157,470	33
18	<b>25 M. BRENNER</b>	SUI	VFT Racing	Yamaha YZF R6	*	1'46.834	<b>1'46.471</b>	<b>1'46.471</b>	1.964	0.005	157,463	33
19	<b>10 U. ORRADRE</b>	ESP	MS Racing Yamaha WorldSSP	Yamaha YZF R6		<b>1'46.523</b>	1'47.266	<b>1'46.523</b>	2.016	0.052	157,386	31
20	<b>9 S. JESPERSEN</b>	DEN	Kallio Racing	Yamaha YZF R6	*	1'46.763	<b>1'46.543</b>	<b>1'46.543</b>	2.036	0.020	157,356	32
21	<b>76 J. GIRAL</b>	ESP	Valvulas Arco JG76 Team	Ducati Panigale V2		1'47.792	<b>1'46.584</b>	<b>1'46.584</b>	2.077	0.041	157,296	34
22	<b>56 P. SEBESTYEN</b>	HUN	Evan Bros.WorldSSP Yamaha Team	Yamaha YZF R6		1'46.717	<b>1'46.626</b>	<b>1'46.626</b>	2.119	0.042	157,234	35
23	<b>38 H. SOOMER</b>	EST	Dynavolt Triumph	Triumph Street Triple RS		<b>1'46.664</b>	1'46.720	<b>1'46.664</b>	2.157	0.038	157,178	36
24	<b>81 A. VIU</b>	ESP	Andotrans Team Torrento	Yamaha YZF R6		<b>1'46.673</b>	1'47.080	<b>1'46.673</b>	2.166	0.009	157,164	23
25	<b>69 T. BOOTH-AMOS</b>	GBR	Prodina Racing WorldSSP	Kawasaki ZX-6R	*	1'48.255	<b>1'46.675</b>	<b>1'46.675</b>	2.168	0.002	157,161	31
26	<b>24 L. TACCINI</b>	ITA	Ten Kate Racing Yamaha	Yamaha YZF R6		1'47.370	<b>1'46.860</b>	<b>1'46.860</b>	2.353	0.185	156,889	38
27	<b>50 D. VOSTATEK</b>	CZE	MS Racing Yamaha WorldSSP	Yamaha YZF R6		1'47.534	<b>1'47.087</b>	<b>1'47.087</b>	2.580	0.227	156,557	29
28	<b>21 B. CURRIE</b>	AUS	Motozoo Racing by Puccetti	Kawasaki ZX-6R		1'48.129	<b>1'47.506</b>	<b>1'47.506</b>	2.999	0.419	155,947	28
29	<b>6 J. BUIS</b>	NED	Motozoo Racing by Puccetti	Kawasaki ZX-6R	*	1'48.358	<b>1'47.721</b>	<b>1'47.721</b>	3.214	0.215	155,635	35
30	<b>22 F. FULIGNI</b>	ITA	D34G Racing	Ducati Panigale V2	*	1'47.990	<b>1'47.806</b>	<b>1'47.806</b>	3.299	0.085	155,513	33
31	<b>70 M. ALCOBA</b>	ESP	VFT Racing	Yamaha YZF R6		1'48.664	<b>1'47.866</b>	<b>1'47.866</b>	3.359	0.060	155,426	29
32	<b>73 M. KOFLER</b>	AUT	CM Racing	Ducati Panigale V2		1'48.341	<b>1'48.291</b>	<b>1'48.291</b>	3.784	0.425	154,816	24

\* WorldSSP Challenge

23/09/2022

These data/results cannot be reproduced, stored and/or transmitted in whole or in part by any manner of electronic, mechanical, photocopying, recording, broadcasting or otherwise now known or herein after developed without the previous express consent by the copyright owner, except for reproduction in daily press and regular printed publications on sale to the public within 60 days of the event related to those data/results and always provided that copyright symbol appears together as follows below.

© DORNA WSBK ORGANIZATION Srl 2022

**Catalunya Round, 23-25 September 2022**  
**Best Sectors & Speed Free Practice 2nd Session**

BEST LAP			
1	77	D. AEGERTER	Yamaha YZF R6 1'44.507
2	11	N. BULEGA	Ducati Panigale V2 1'45.522
3	66	N. TUULI	MV Agusta F3 800 RR 1'45.664
4	61	C. ONCU	Kawasaki ZX-6R 1'45.669
5	16	J. CLUZEL	Yamaha YZF R6 1'45.804
6	62	S. MANZI	Triumph Street Triple R5 1'45.936
7	7	L. BALDASSARRI	Yamaha YZF R6 1'45.969
8	64	F. CARICASULO	Ducati Panigale V2 1'45.988
9	55	Y. MONTELLA	Kawasaki ZX-6R 1'46.147
10	54	B. SOFUOGLU	MV Agusta F3 800 RR 1'46.208
11	3	R. DE ROSA	Ducati Panigale V2 1'46.212
12	28	G. VAN STRAALLEN	Yamaha YZF R6 1'46.256
13	23	I. VINALES	Ducati Panigale V2 1'46.264
14	99	A. HUERTAS	Kawasaki ZX-6R 1'46.332
15	32	D. BAYLISS	Ducati Panigale V2 1'46.433
16	52	P. HOBELSBERGER	Yamaha YZF R6 1'46.466
17	25	M. BRENNER	Yamaha YZF R6 1'46.471
18	9	S. JESPERSEN	Yamaha YZF R6 1'46.543
19	76	J. GIRAL	Ducati Panigale V2 1'46.584
20	56	P. SEBESTYEN	Yamaha YZF R6 1'46.626
21	69	T. BOOTH-AMOS	Kawasaki ZX-6R 1'46.675
22	38	H. SOOMER	Triumph Street Triple R5 1'46.720
23	94	A. VERDOIA	Yamaha YZF R6 1'46.791
24	24	L. TACCINI	Yamaha YZF R6 1'46.860
25	81	A. VIU	Yamaha YZF R6 1'47.080
26	50	D. VOSTATEK	Yamaha YZF R6 1'47.087
27	10	U. ORRADRE	Yamaha YZF R6 1'47.266
28	21	B. CURRIE	Kawasaki ZX-6R 1'47.506
29	6	J. BUIS	Kawasaki ZX-6R 1'47.721
30	22	F. FULIGNI	Ducati Panigale V2 1'47.806
31	70	M. ALCOBA	Yamaha YZF R6 1'47.866
32	73	M. KOFLER	Ducati Panigale V2 1'48.291

SPEED			
1	54	B. SOFUOGLU	MV Agusta F3 800 RR 277.6
2	77	D. AEGERTER	Yamaha YZF R6 276.2
3	64	F. CARICASULO	Ducati Panigale V2 275.5
4	62	S. MANZI	Triumph Street Triple R5 275.5
5	73	M. KOFLER	Ducati Panigale V2 274.8
6	61	C. ONCU	Kawasaki ZX-6R 274.8
7	9	S. JESPERSEN	Yamaha YZF R6 274.8
8	23	I. VINALES	Ducati Panigale V2 274.1
9	81	A. VIU	Yamaha YZF R6 274.1
10	56	P. SEBESTYEN	Yamaha YZF R6 273.4
11	50	D. VOSTATEK	Yamaha YZF R6 273.4
12	99	A. HUERTAS	Kawasaki ZX-6R 273.4
13	38	H. SOOMER	Triumph Street Triple R5 273.4
14	32	D. BAYLISS	Ducati Panigale V2 272.7
15	55	Y. MONTELLA	Kawasaki ZX-6R 272.7
16	69	T. BOOTH-AMOS	Kawasaki ZX-6R 272.0
17	16	J. CLUZEL	Yamaha YZF R6 272.0
18	7	L. BALDASSARRI	Yamaha YZF R6 272.0
19	6	J. BUIS	Kawasaki ZX-6R 271.4
20	24	L. TACCINI	Yamaha YZF R6 271.4
21	22	F. FULIGNI	Ducati Panigale V2 271.4
22	3	R. DE ROSA	Ducati Panigale V2 270.0
23	94	A. VERDOIA	Yamaha YZF R6 270.0
24	76	J. GIRAL	Ducati Panigale V2 270.0
25	52	P. HOBELSBERGER	Yamaha YZF R6 270.0
26	11	N. BULEGA	Ducati Panigale V2 269.3
27	21	B. CURRIE	Kawasaki ZX-6R 268.7
28	70	M. ALCOBA	Yamaha YZF R6 268.0
29	25	M. BRENNER	Yamaha YZF R6 267.3
30	10	U. ORRADRE	Yamaha YZF R6 267.3
31	28	G. VAN STRAALLEN	Yamaha YZF R6 267.3
32	66	N. TUULI	MV Agusta F3 800 RR 267.3

SEG. 1		
1	61	C. ONCU 18.727
2	77	D. AEGERTER 18.736
3	54	B. SOFUOGLU 18.750
4	64	F. CARICASULO 18.761
5	7	L. BALDASSARRI 18.762
6	62	S. MANZI 18.855
7	9	S. JESPERSEN 18.893
8	56	P. SEBESTYEN 18.907
9	50	D. VOSTATEK 18.922
10	11	N. BULEGA 18.939
11	16	J. CLUZEL 18.940
12	66	N. TUULI 18.947
13	28	G. VAN STRAALLEN 18.958
14	3	R. DE ROSA 18.960
15	23	I. VINALES 18.968
16	76	J. GIRAL 18.976
17	55	Y. MONTELLA 18.978
18	32	D. BAYLISS 18.994
19	99	A. HUERTAS 19.004
20	69	T. BOOTH-AMOS 19.055
21	73	M. KOFLER 19.067
22	25	M. BRENNER 19.076
23	38	H. SOOMER 19.087
24	24	L. TACCINI 19.087
25	10	U. ORRADRE 19.093
26	52	P. HOBELSBERGER 19.107
27	81	A. VIU 19.112
28	94	A. VERDOIA 19.132
29	6	J. BUIS 19.154
30	22	F. FULIGNI 19.176
31	21	B. CURRIE 19.181
32	70	M. ALCOBA 19.293

SEG. 2		
1	77	D. AEGERTER 31.746
2	11	N. BULEGA 32.023
3	61	C. ONCU 32.091
4	66	N. TUULI 32.111
5	55	Y. MONTELLA 32.169
6	16	J. CLUZEL 32.185
7	76	J. GIRAL 32.205
8	54	B. SOFUOGLU 32.206
9	25	M. BRENNER 32.228
10	3	R. DE ROSA 32.239
11	23	I. VINALES 32.258
12	28	G. VAN STRAALLEN 32.278
13	32	D. BAYLISS 32.289
14	99	A. HUERTAS 32.290
15	62	S. MANZI 32.297
16	64	F. CARICASULO 32.311
17	52	P. HOBELSBERGER 32.337
18	56	P. SEBESTYEN 32.339
19	69	T. BOOTH-AMOS 32.345
20	7	L. BALDASSARRI 32.350
21	38	H. SOOMER 32.354
22	24	L. TACCINI 32.407
23	9	S. JESPERSEN 32.427
24	81	A. VIU 32.474
25	94	A. VERDOIA 32.486
26	21	B. CURRIE 32.538
27	50	D. VOSTATEK 32.588
28	10	U. ORRADRE 32.637
29	22	F. FULIGNI 32.715
30	6	J. BUIS 32.733
31	70	M. ALCOBA 32.802
32	73	M. KOFLER 32.977

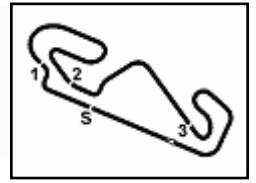
SEG. 3		
1	77	D. AEGERTER 22.208
2	66	N. TUULI 22.473
3	7	L. BALDASSARRI 22.526
4	11	N. BULEGA 22.526
5	62	S. MANZI 22.538
6	16	J. CLUZEL 22.553
7	54	B. SOFUOGLU 22.563
8	3	R. DE ROSA 22.571
9	61	C. ONCU 22.576
10	64	F. CARICASULO 22.580
11	99	A. HUERTAS 22.604
12	23	I. VINALES 22.634
13	38	H. SOOMER 22.659
14	94	A. VERDOIA 22.672
15	56	P. SEBESTYEN 22.691
16	28	G. VAN STRAALLEN 22.700
17	52	P. HOBELSBERGER 22.709
18	32	D. BAYLISS 22.722
19	9	S. JESPERSEN 22.723
20	55	Y. MONTELLA 22.725
21	24	L. TACCINI 22.747
22	69	T. BOOTH-AMOS 22.753
23	10	U. ORRADRE 22.757
24	76	J. GIRAL 22.797
25	81	A. VIU 22.813
26	25	M. BRENNER 22.865
27	50	D. VOSTATEK 22.883
28	70	M. ALCOBA 22.895
29	6	J. BUIS 22.899
30	21	B. CURRIE 22.905
31	73	M. KOFLER 23.007
32	22	F. FULIGNI 23.049

SEG. 4		
1	77	D. AEGERTER 31.756
2	61	C. ONCU 31.901
3	11	N. BULEGA 31.946
4	66	N. TUULI 31.998
5	62	S. MANZI 32.117
6	16	J. CLUZEL 32.126
7	55	Y. MONTELLA 32.126
8	25	M. BRENNER 32.137
9	64	F. CARICASULO 32.139
10	28	G. VAN STRAALLEN 32.156
11	99	A. HUERTAS 32.167
12	3	R. DE ROSA 32.176
13	7	L. BALDASSARRI 32.204
14	52	P. HOBELSBERGER 32.209
15	54	B. SOFUOGLU 32.237
16	9	S. JESPERSEN 32.285
17	23	I. VINALES 32.286
18	24	L. TACCINI 32.288
19	69	T. BOOTH-AMOS 32.293
20	32	D. BAYLISS 32.310
21	56	P. SEBESTYEN 32.371
22	76	J. GIRAL 32.386
23	38	H. SOOMER 32.391
24	81	A. VIU 32.400
25	10	U. ORRADRE 32.458
26	94	A. VERDOIA 32.477
27	50	D. VOSTATEK 32.489
28	21	B. CURRIE 32.578
29	6	J. BUIS 32.595
30	70	M. ALCOBA 32.653
31	22	F. FULIGNI 32.765
32	73	M. KOFLER 32.916

23/09/2022

These data/results cannot be reproduced, stored and/or transmitted in whole or in part by any manner of electronic, mechanical, photocopying, recording, broadcasting or otherwise now known or herein after developed without the previous express consent by the copyright owner, except for reproduction in daily press and regular printed publications on sale to the public within 60 days of the event related to those data/results and always provided that copyright symbol appears together as follows below.

© DORNA WSBK ORGANIZATION Srl 2022



Circuit de Barcelona 4.657 m

**Catalunya Round, 23-25 September 2022**  
**Ideal Times Free Practice 2nd Session**

No. Rider	Nat	Bike	Seg. 1 Diff. 1	Seg. 2 Diff. 2	Seg. 3 Diff. 3	Seg. 4 Diff. 4	Ideal Time Best Lap	Pos.	Diff.
1 77 D. AEGERTER	SUI	Yamaha YZF R6	18.736 +0.041	<b>31.746</b>	<b>22.208</b> +0.020	<b>31.756</b>	<b>1'44.446</b> 1'44.507	1	0.061
2 61 C. ONCU	TUR	Kawasaki ZX-6R	<b>18.727</b> +0.295	32.091	22.576 +0.079	31.901	<b>1'45.295</b> 1'45.669	4	0.374
3 11 N. BULEGA	ITA	Ducati Panigale V2	18.939	32.023	22.526 +0.088	31.946	<b>1'45.434</b> 1'45.522	2	0.088
4 66 N. TUULI	FIN	MV Agusta F3 800 RR	18.947	32.111	22.473 +0.074	31.998 +0.061	<b>1'45.529</b> 1'45.664	3	0.135
5 54 B. SOFUOGLU	TUR	MV Agusta F3 800 RR	18.750 +0.211	32.206 +0.193	22.563 +0.004	32.237 +0.044	<b>1'45.756</b> 1'46.208	10	0.452
6 64 F. CARICASULO	ITA	Ducati Panigale V2	18.761 +0.194	32.311	22.580 +0.003	32.139	<b>1'45.791</b> 1'45.988	8	0.197
7 16 J. CLUZEL	FRA	Yamaha YZF R6	18.940	32.185	22.553	32.126	<b>1'45.804</b> 1'45.804	5	
8 62 S. MANZI	ITA	Triumph Street Triple RS	18.855 +0.090	32.297 +0.039	22.538	32.117	<b>1'45.807</b> 1'45.936	6	0.129
9 7 L. BALDASSARRI	ITA	Yamaha YZF R6	18.762 +0.097	32.350	22.526 +0.013	32.204 +0.017	<b>1'45.842</b> 1'45.969	7	0.127
10 3 R. DE ROSA	ITA	Ducati Panigale V2	18.960 +0.123	32.239 +0.071	22.571 +0.014	32.176 +0.058	<b>1'45.946</b> 1'46.212	11	0.266
11 55 Y. MONTELLA	ITA	Kawasaki ZX-6R	18.978 +0.120	32.169 +0.029	22.725	32.126	<b>1'45.998</b> 1'46.147	9	0.149
12 99 A. HUERTAS	ESP	Kawasaki ZX-6R	19.004 +0.144	32.290 +0.065	22.604 +0.041	32.167 +0.017	<b>1'46.065</b> 1'46.332	14	0.267
13 28 G. VAN STRAALEN	NED	Yamaha YZF R6	18.958 +0.019	32.278	22.700 +0.068	32.156 +0.077	<b>1'46.092</b> 1'46.256	12	0.164
14 23 I. VINALES	ESP	Ducati Panigale V2	18.968 +0.074	32.258	22.634	32.286 +0.044	<b>1'46.146</b> 1'46.264	13	0.118
15 25 M. BRENNER	SUI	Yamaha YZF R6	19.076 +0.079	32.228	22.865	32.137 +0.086	<b>1'46.306</b> 1'46.471	17	0.165
16 56 P. SEBESTYEN	HUN	Yamaha YZF R6	18.907	32.339 +0.159	22.691 +0.017	32.371 +0.142	<b>1'46.308</b> 1'46.626	20	0.318
17 32 O. BAYLISS	AUS	Ducati Panigale V2	18.994 +0.118	32.289	22.722	32.310	<b>1'46.315</b> 1'46.433	15	0.118
18 9 S. JESPERSEN	DEN	Yamaha YZF R6	18.893 +0.165	32.427	22.723 +0.026	32.285 +0.024	<b>1'46.328</b> 1'46.543	18	0.215
19 52 P. HOBELSBERGER	GER	Yamaha YZF R6	19.107 +0.006	32.337	22.709 +0.098	32.209	<b>1'46.362</b> 1'46.466	16	0.104
20 76 J. GIRAL	ESP	Ducati Panigale V2	18.976 +0.037	32.205	22.797	32.386 +0.183	<b>1'46.364</b> 1'46.584	19	0.220
21 69 T. BOOTH-AMOS	GBR	Kawasaki ZX-6R	19.055 +0.065	32.345 +0.043	22.753 +0.029	32.293 +0.092	<b>1'46.446</b> 1'46.675	21	0.229
22 38 H. SOOMER	EST	Triumph Street Triple RS	19.087 +0.229	32.354	22.659	32.391	<b>1'46.491</b> 1'46.720	22	0.229
23 24 L. TACCINI	ITA	Yamaha YZF R6	19.087	32.407 +0.087	22.747 +0.039	32.288 +0.205	<b>1'46.529</b> 1'46.860	24	0.331
24 94 A. VERDOIA	FRA	Yamaha YZF R6	19.132	32.486	22.672	32.477 +0.024	<b>1'46.767</b> 1'46.791	23	0.024
25 81 A. VIU	ESP	Yamaha YZF R6	19.112 +0.281	32.474	22.813	32.400	<b>1'46.799</b> 1'47.080	25	0.281
26 50 O. VOSTATEK	CZE	Yamaha YZF R6	18.922 +0.084	32.588 +0.056	22.883 +0.023	32.489 +0.042	<b>1'46.882</b> 1'47.087	26	0.205
27 10 U. ORRADRE	ESP	Yamaha YZF R6	19.093 +0.321	32.637	22.757	32.458	<b>1'46.945</b> 1'47.266	27	0.321
28 21 B. CURRIE	AUS	Kawasaki ZX-6R	19.181 +0.105	32.538	22.905 +0.186	32.578 +0.013	<b>1'47.202</b> 1'47.506	28	0.304
29 6 J. BUIS	NED	Kawasaki ZX-6R	19.154 +0.293	32.733	22.899 +0.047	32.595	<b>1'47.381</b> 1'47.721	29	0.340
30 70 M. ALCOBA	ESP	Yamaha YZF R6	19.293 +0.051	32.802 +0.087	22.895 +0.085	32.653	<b>1'47.643</b> 1'47.866	31	0.223
31 22 F. FULIGNI	ITA	Ducati Panigale V2	19.176 +0.101	32.715	23.049	32.765	<b>1'47.705</b> 1'47.806	30	0.101
32 73 M. KOFLER	AUT	Ducati Panigale V2	19.067 +0.225	32.977 +0.014	23.007	32.916 +0.085	<b>1'47.967</b> 1'48.291	32	0.324
<b>Overall Ideal Time</b>			18.727	31.746	22.208	31.756	<b>1'44.437</b>		

23/09/2022

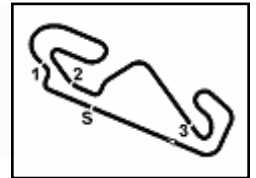
These data/results cannot be reproduced, stored and/or transmitted in whole or in part by any manner of electronic, mechanical, photocopying, recording, broadcasting or otherwise now known or herein after developed without the previous express consent by the copyright owner, except for reproduction in daily press and regular printed publications on sale to the public within 60 days of the event related to those data/results and always provided that copyright symbol appears together as follows below.

© DORNA WSBK ORGANIZATION Srl 2022

FIGR PERUGIA TIMING







Circuit de Barcelona 4.657 m

**Catalunya Round, 23-25 September 2022**  
**Chronological Analysis Free Practice 2nd Session**

1° 77 D. AEGERTER [1'44.507]							
Lap	Seg1	Seg2	Seg3	Seg4	Lap Time	km/h	Local Time
1		36.922	25.411	34.471		114,5	16:03'11.178
2	19.578	32.804	22.932	32.555	1'47.869	264,1	16:04'59.047
3	19.109	32.197	22.512	32.157	1'45.975	265,4	16:06'45.022
4	19.013	32.090	22.349	31.973	1'45.425	266,0	16:08'30.447
5	19.063	32.120	22.542	32.096	1'45.821	266,7	16:10'16.268
6	18.971	32.065	22.592	32.189	1'45.817	266,7	16:12'02.085
7	18.881	32.061	22.370	32.050	1'45.362C	267,3	16:13'47.447
8	18.958	32.047	22.345	31.934	1'45.284	266,7	16:15'32.731
9	18.923	32.082	22.386	31.913	1'45.304	265,4	16:17'18.035
10	18.885	32.028	22.286	32.314	1'45.513	265,4	16:19'03.548
11	18.932	32.097	22.294	31.916	1'45.239	268,0	16:20'48.787
12	18.861	32.220	22.638	31.898	1'45.617	271,4	16:22'34.404
13	18.853	32.082	22.338	32.139	1'45.412	267,3	16:24'19.816
14	18.943	32.099	22.356	32.354	1'45.752	266,0	16:26'05.568
15	18.899	32.223	22.397	32.153	1'45.672	266,7	16:27'51.240
16	19.191	33.889	22.897	46.429	2'02.406CP	266,0	16:29'53.646
17	7'07.510	35.503	22.970	32.424	8'38.407P	180,3	16:38'32.053
18	18.777	<b>31.746</b>	22.228	<b>31.756</b>	<b>1'44.507</b>	274,8	16:40'16.560
19	18.841	31.838	<b>22.208</b>	31.945	1'44.832	266,7	16:42'01.392
20	18.857	32.235	22.458	33.070	1'46.620	266,7	16:43'48.012
21	<b>18.736</b>	31.932	22.219	31.765	1'44.652	<b>276,2</b>	16:45'32.664

3	<b>18.727</b>	32.191	22.764	32.240	1'45.922	272,0	16:06'01.650
4	19.199	32.207	<b>22.576</b>	32.213	1'46.195	273,4	16:07'47.845
5	18.978	32.236	22.652	32.074	1'45.940	<b>274,8</b>	16:09'33.785
6	19.063	32.521	22.774	32.845	1'47.203	273,4	16:11'20.988
7	19.058	32.313	22.676	32.198	1'46.245	268,0	16:13'07.233
8	19.610	33.785	22.792	32.387	1'48.574	271,4	16:14'55.807
9	18.998	32.698	22.916	32.515	1'47.127	267,3	16:16'42.934
10	19.174	36.964	23.044	44.334	2'03.516P	264,1	16:18'46.450
11	4'48.884	33.166	23.075	33.860	6'18.985P	189,5	16:25'05.435
12	19.062	32.517	22.845	32.366	1'46.790	266,0	16:26'52.225
13	19.126	32.713	22.799	32.547	1'47.185	271,4	16:28'39.410
14	20.586	35.259	22.940	33.658	1'52.443	266,0	16:30'31.853
15	19.068	32.672	22.874	45.420	2'00.034P	268,7	16:32'31.887
16	4'30.621	35.682	23.012	32.559	6'01.874CP	196,0	16:38'33.761
17	19.022	<b>32.091</b>	22.655	<b>31.901</b>	<b>1'45.669</b>	263,4	16:40'19.430
18	18.916	32.170	22.582	32.032	1'45.700	266,7	16:42'05.130
19	18.969	32.238	22.670	32.230	1'46.107	264,1	16:43'51.237
20	18.950	1'09.451	33.129	49.962	2'51.492CP	266,0	16:46'42.729

2° 11 N. BULEGA [1'45.522]							
Lap	Seg1	Seg2	Seg3	Seg4	Lap Time	km/h	Local Time
1		37.988	26.005	48.290		161,0	16:03'40.440
2	1'28.146	33.638	23.129	32.701	2'57.614P	180,6	16:06'38.054
3	19.367	32.458	22.798	32.512	1'47.135	266,7	16:08'25.189
4	19.082	32.627	22.755	32.360	1'46.824	268,0	16:10'12.013
5	19.175	36.888	23.941	46.601	2'06.605P	268,7	16:12'18.618
6	8'10.378	38.433	23.107	45.029	9'56.947P	177,9	16:22'15.565
7	12'46.212	33.250	22.938	43.768	14'26.168P	163,6	16:36'41.733
8	3'32.144	32.522	22.764	32.083	4'59.513P	195,3	16:41'41.246
9	18.950	32.226	<b>22.526</b>	32.121	1'45.823	268,7	16:43'27.069
10	<b>18.939</b>	<b>32.023</b>	22.614	<b>31.946</b>	<b>1'45.522</b>	<b>269,3</b>	16:45'12.591

5° 16 J. CLUZEL [1'45.804]							
Lap	Seg1	Seg2	Seg3	Seg4	Lap Time	km/h	Local Time
1		34.763	23.484	33.150		126,6	16:02'35.357
2	19.387	32.663	22.932	32.633	1'47.615	264,7	16:04'22.972
3	19.160	32.577	22.829	32.504	1'47.070	268,0	16:06'10.042
4	19.132	32.529	22.784	32.628	1'47.073	265,4	16:07'57.115
5	19.104	32.623	22.767	32.415	1'46.909	266,0	16:09'44.024
6	19.101	32.592	22.842	44.378	1'58.913CP	266,7	16:11'42.937
7	1'19.195	33.773	23.187	32.964	2'49.119P	180,0	16:14'32.056
8	19.259	32.756	22.875	32.700	1'47.590C	262,8	16:16'19.646
9	19.267	32.551	22.831	32.479	1'47.128	262,8	16:18'06.774
10	19.140	32.647	22.773	32.608	1'47.168	264,7	16:19'53.942
11	19.213	32.684	22.926	48.067	2'02.890P	266,7	16:21'56.832
12	2'53.311	33.395	23.342	35.388	4'25.436P	185,6	16:26'22.268
13	19.083	32.359	22.645	32.308	1'46.395C	268,0	16:28'08.663
14	18.950	32.255	22.659	42.837	1'56.701C	268,7	16:30'05.364
15	19.115	32.753	25.729	45.408	2'03.005P	266,7	16:32'08.369
16	3'33.786	33.664	23.142	33.964	5'04.556P	170,9	16:37'12.925
17	19.154	32.317	22.588	32.115	1'46.174C	268,0	16:38'59.099
18	<b>18.940</b>	<b>32.185</b>	<b>22.553</b>	<b>32.126</b>	<b>1'45.804</b>	<b>272,0</b>	16:40'44.903
19	19.128	32.225	22.555	32.258	1'46.166	267,3	16:42'31.069
20	18.975	32.308	22.598	32.265	1'46.146	269,3	16:44'17.215
21	19.048	32.340	22.568	32.348	1'46.304	270,7	16:46'03.519

3° 66 N. TUULI [1'45.664]							
Lap	Seg1	Seg2	Seg3	Seg4	Lap Time	km/h	Local Time
1		36.454	26.490	48.822		144,6	16:03'22.916
2	1'58.845	34.609	24.347	34.512	3'32.313P	149,2	16:06'55.229
3	21.233	34.206	23.799	33.583	1'52.821	216,9	16:08'48.050
4	20.073	33.782	23.475	33.621	1'50.951	250,0	16:10'39.001
5	19.791	33.379	23.655	33.158	1'49.983	249,4	16:12'28.984
6	19.823	33.303	23.232	33.051	1'49.409	245,5	16:14'18.393
7	19.647	33.067	23.133	33.106	1'48.953	252,3	16:16'07.346
8	19.559	32.964	23.466	47.092	2'03.081P	257,1	16:18'10.427
9	3'05.657	32.691	22.792	32.265	4'33.405P	177,9	16:22'43.832
10	19.186	32.172	<b>22.473</b>	32.063	1'45.894	264,7	16:24'29.726
11	<b>18.947</b>	<b>32.111</b>	22.547	32.059	<b>1'45.664</b>	266,7	16:26'15.390
12	19.064	32.362	22.862	46.310	2'00.598P	266,7	16:28'15.988
13	7'28.150	32.814	22.755	32.443	8'56.162P	184,6	16:37'12.150
14	19.201	32.287	22.823	32.238	1'46.549C	265,4	16:38'58.699
15	19.042	32.228	22.754	<b>31.998</b>	1'46.022	266,7	16:40'44.721
16	19.066	32.249	22.538	32.079	1'45.932	<b>267,3</b>	16:42'30.653
17	19.157	32.344	22.662	32.143	1'46.306	264,1	16:44'16.959
18	19.108	32.237	22.528	32.226	1'46.099	266,0	16:46'03.058

6° 62 S. MANZI [1'45.936]							
Lap	Seg1	Seg2	Seg3	Seg4	Lap Time	km/h	Local Time
1		36.043	24.582	33.691		116,1	16:02'20.384
2	19.120	32.536	22.791	32.384	1'46.831	268,7	16:04'07.215
3	19.030	34.656	22.876	34.389	1'50.951	268,0	16:05'58.166
4	19.061	32.738	22.923	34.223	1'48.945	274,8	16:07'47.111
5	18.967	32.310	22.608	32.308	1'46.193	272,7	16:09'33.304
6	<b>18.855</b>	32.560	22.707	32.397	1'46.519	268,7	16:11'19.823
7	19.042	32.483	22.629	32.417	1'46.571	267,3	16:13'06.394
8	19.029	32.554	22.707	32.317	1'46.607	267,3	16:14'53.001
9	21.279	36.176	22.985	32.713	1'53.153	268,0	16:16'46.154
10	19.028	32.537	22.686	32.304	1'46.555	267,3	16:18'32.709
11	19.005	32.494	22.672	32.408	1'46.579	266,7	16:20'19.288
12	20.853	37.994	26.332	45.982	2'11.161P	269,3	16:22'30.449
13	4'33.879	33.469	22.881	32.451	6'02.680P	155,6	16:28'33.129
14	19.096	32.425	22.630	32.182	1'46.333	267,3	16:30'19.462
15	18.875	32.397	22.591	32.185	1'46.048	267,3	16:32'05.510
16	18.945	32.336	<b>22.538</b>	<b>32.117</b>	<b>1'45.936</b>	267,3	16:33'51.446
17	19.002	32.359	22.927	32.269	1'46.557	267,3	16:35'38.003
18	19.020	36.774	23.439	37.512	1'56.745	268,0	16:37'34.748

4° 61 C. ONCU [1'45.669]							
Lap	Seg1	Seg2	Seg3	Seg4	Lap Time	km/h	Local Time
1		34.659	24.732	40.752		182,4	16:02'29.825
2	19.073	32.165	22.630	32.035	1'45.903	266,0	16:04'15.728

23/09/2022 P = Pits In/Out - C = Lap Time Cancelled

These data/results cannot be reproduced, stored and/or transmitted in whole or in part by any manner of electronic, mechanical, photocopying, recording, broadcasting or otherwise now known or herein after developed without the previous express consent by the copyright owner, except for reproduction in daily press and regular printed publications on sale to the public within 60 days of the event related to those data/results and always provided that copyright symbol appears together as follows below.

© DORNA WSBK ORGANIZATION Srl 2022





**Catalunya Round, 23-25 September 2022**  
**Chronological Analysis Free Practice 2nd Session**

19	19.220	32.609	22.541	32.273	1'46.643	274,8	16:39'21.391
20	18.875	32.402	22.894	34.620	1'48.791	272,7	16:41'10.182
21	18.927	<b>32.297</b>	22.596	32.153	1'45.973	271,4	16:42'56.155
22	19.543	34.529	22.832	32.344	1'49.248	<b>275,5</b>	16:44'45.403
23	19.013	32.396	25.943	46.704	2'04.056CP	267,3	16:46'49.459

10° 54 B. SOFUOGLU [1'46.208]							
Lap	Seg1	Seg2	Seg3	Seg4	Lap Time	km/h	Local Time
1			37.184	23.715	33.389	156,1	16:02'05.345
2	19.295	32.857	23.040	32.687	1'47.879	269,3	16:03'53.224
3	18.991	32.727	22.853	32.618	1'47.189	275,5	16:05'40.413
4	19.232	32.680	23.007	32.616	1'47.535	272,0	16:07'27.948
5	19.146	32.683	22.972	32.635	1'47.436	272,0	16:09'15.384
6	19.257	32.663	22.876	32.638	1'47.434	268,7	16:11'02.818
7	24.481	37.421	24.472	48.403	2'14.777P	268,0	16:13'17.595
8	4'16.615	33.336	23.168	33.495	5'46.614P	190,5	16:19'04.209
9	19.287	32.350	22.725	32.375	1'46.737	270,7	16:20'50.946
10	19.050	<b>32.206</b>	22.720	<b>32.237</b>	1'46.213	272,0	16:22'37.159
11	18.995	32.569	22.863	32.558	1'46.985	272,0	16:24'24.144
12	18.961	32.399	22.567	32.281	<b>1'46.208</b>	274,1	16:26'10.352
13	19.022	32.424	22.715	32.345	1'46.506	271,4	16:27'56.858
14	19.049	32.332	22.735	32.435	1'46.551C	271,4	16:29'43.409
15	19.098	33.638	25.899	48.602	2'07.237P	270,7	16:31'50.646
16	41.569	33.528	23.277	33.426	2'11.800P	183,4	16:34'02.446
17	19.167	32.658	22.710	32.355	1'46.890	270,7	16:35'49.336
18	18.923	32.523	22.593	32.330	1'46.369	272,0	16:37'35.705
19	19.034	32.377	<b>22.563</b>	32.338	1'46.312	274,8	16:39'22.017
20	<b>18.750</b>	32.454	22.803	32.363	1'46.370	<b>277,6</b>	16:41'08.387
21	19.167	32.439	22.874	32.402	1'46.882	274,8	16:42'55.269
22	19.376	39.571	23.078	32.956	1'54.981	274,8	16:44'50.250
23	19.292	32.864	23.001	33.327	1'48.484C	270,0	16:46'38.734

7° L. BALDASSARRI [1'45.969]							
Lap	Seg1	Seg2	Seg3	Seg4	Lap Time	km/h	Local Time
1		34.074	23.692	32.908	184,3	16:02'45.939	
2	18.914	32.403	22.700	32.324	1'46.341	270,7	16:04'32.280
3	18.789	32.500	22.612	32.373	1'46.274	<b>272,0</b>	16:06'18.554
4	18.835	32.380	22.630	32.330	1'46.175	270,0	16:08'04.729
5	18.891	32.529	22.601	32.663	1'46.684	270,0	16:09'51.413
6	18.947	32.387	22.691	32.452	1'46.477C	270,7	16:11'37.890
7	18.858	32.419	22.811	32.481	1'46.569C	271,4	16:13'24.459
8	<b>18.762</b>	32.358	22.690	<b>32.204</b>	1'46.014	271,4	16:15'10.473
9	18.927	32.377	22.562	32.356	1'46.222	270,7	16:16'56.695
10	18.859	<b>32.350</b>	22.539	32.221	<b>1'45.969</b>	270,0	16:18'42.664
11	18.844	32.417	<b>22.526</b>	32.319	1'46.106	270,0	16:20'28.770
12	18.862	32.445	22.962	45.150	1'59.419P	271,4	16:22'28.189
13	7'06.623	34.858	23.216	34.175	8'38.872P	155,8	16:31'07.061
14	19.188	32.798	24.894	32.884	1'49.764	268,7	16:32'56.825
15	19.041	33.799	23.483	45.298	2'01.621P	269,3	16:34'58.446
16	3'12.492	33.508	23.269	33.156	4'42.425P	190,5	16:39'40.871
17	19.126	32.587	22.788	32.519	1'47.020	268,7	16:41'27.891
18	18.897	32.477	22.647	32.408	1'46.429	270,0	16:43'14.320
19	18.919	32.576	22.684	32.752	1'46.931C	269,3	16:45'01.251

11° 3 R. DE ROSA [1'46.212]							
Lap	Seg1	Seg2	Seg3	Seg4	Lap Time	km/h	Local Time
1		34.927	23.522	34.989	126,2	16:02'32.199	
2	19.197	32.667	22.883	32.417	1'47.164	268,0	16:04'19.363
3	19.166	32.464	22.763	32.334	1'46.727	268,7	16:06'06.090
4	19.025	32.434	22.740	32.291	1'46.490	268,7	16:07'52.580
5	19.153	32.432	22.676	32.332	1'46.593	267,3	16:09'39.173
6	19.092	32.514	22.691	32.267	1'46.564	268,0	16:11'25.737
7	19.075	35.521	24.386	48.100	2'07.082P	269,3	16:13'32.819
8	11'25.148	33.835	23.672	32.802	12'55.457P	155,0	16:26'28.276
9	19.125	32.367	22.616	<b>32.176</b>	1'46.284	266,0	16:28'14.560
10	19.091	<b>32.239</b>	22.687	32.295	1'46.312	266,0	16:30'00.872
11	19.134	32.382	22.774	32.180	1'46.470	264,7	16:31'47.342
12	19.253	32.337	22.700	32.311	1'46.601	264,1	16:33'33.943
13	19.083	32.310	22.585	32.234	<b>1'46.212</b>	264,1	16:35'20.155
14	19.075	32.378	<b>22.571</b>	32.361	1'46.385	265,4	16:37'06.540
15	19.076	32.372	22.916	39.447	1'53.811	<b>270,0</b>	16:39'00.351
16	<b>18.960</b>	32.411	22.617	32.542	1'46.530	268,0	16:40'46.881
17	19.046	32.322	22.585	32.439	1'46.392	269,3	16:42'33.273
18	19.038	34.211	23.394	33.161	1'49.804	268,0	16:44'23.077
19	19.075	32.606	22.859	32.695	1'47.235	269,3	16:46'10.312

9° 55 Y. MONTELLA [1'46.147]							
Lap	Seg1	Seg2	Seg3	Seg4	Lap Time	km/h	Local Time
1		33.356	23.483	40.295	187,8	16:02'30.614	
2	19.181	32.405	22.792	32.240	1'46.618	270,0	16:04'17.232
3	19.063	32.342	22.759	32.381	1'46.545	271,4	16:06'03.777
4	19.091	32.351	22.758	32.488	1'46.688	270,0	16:07'50.465
5	19.098	32.316	22.764	32.223	1'46.401	270,0	16:09'36.866
6	19.088	32.366	22.829	32.308	1'46.591	<b>272,7</b>	16:11'23.457
7	18.995	1'19.028	25.369	47.024	2'50.416CP	272,0	16:14'13.873
8	14'21.023	33.034	23.206	33.018	15'50.281P	153,2	16:30'04.154
9	20.762	33.481	23.154	45.600	2'02.457P	266,7	16:32'06.611
10	4'55.304	34.085	23.188	32.655	6'25.232P	193,9	16:38'31.843
11	19.277	<b>32.169</b>	22.726	32.157	1'46.329	266,0	16:40'18.172
12	19.382	33.382	22.760	32.321	1'47.845	268,7	16:42'06.017
13	19.098	32.198	<b>22.725</b>	<b>32.126</b>	<b>1'46.147</b>	267,3	16:43'52.164
14	<b>18.978</b>	32.999	23.332	32.613	1'47.922	267,3	16:45'40.086

12° 28 G. VAN STRAALLEN [1'46.256]							
Lap	Seg1	Seg2	Seg3	Seg4	Lap Time	km/h	Local Time
1		33.727	23.217	32.768	162,4	16:02'57.830	
2	19.225	32.322	22.783	32.240	1'46.570	262,8	16:04'44.400
3	19.107	32.481	22.779	32.241	1'46.608	263,4	16:06'31.008
4	19.138	32.393	<b>22.700</b>	32.275	1'46.506	262,8	16:08'17.514
5	19.036	32.509	22.724	32.271	1'46.540	263,4	16:10'04.054
6	20.448	40.411	23.285	46.413	2'10.557P	263,4	16:12'14.611
7	7'02.190	35.535	23.076	32.713	8'33.514P	135,5	16:20'48.125
8	19.092	32.478	22.846	32.447	1'46.863	263,4	16:22'34.988
9	19.017	32.489	23.004	32.642	1'47.152	266,0	16:24'22.140
10	18.997	32.504	22.790	32.421	1'46.712	265,4	16:26'08.852
11	20.227	34.584	22.794	32.598	1'50.203	264,1	16:27'59.055
12	19.043	32.446	23.255	32.929	1'47.673C	<b>267,3</b>	16:29'46.728
13	19.085	32.708	23.123	45.202	2'00.118P	264,1	16:31'46.846

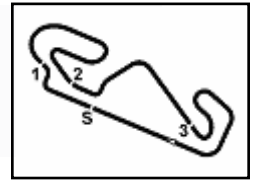
23/09/2022 P = Pits In/Out - C = Lap Time Cancelled

These data/results cannot be reproduced, stored and/or transmitted in whole or in part by any manner of electronic, mechanical, photocopying, recording, broadcasting or otherwise now known or herein after developed without the previous express consent by the copyright owner, except for reproduction in daily press and regular printed publications on sale to the public within 60 days of the event related to those data/results and always provided that copyright symbol appears together as follows below.

© DORNA WSBK ORGANIZATION Srl 2022







**Catalunya Round, 23-25 September 2022**  
**Chronological Analysis Free Practice 2nd Session**

Circuit de Barcelona 4.657 m

3 / 6

14	4'29.909	34.084	22.991	32.433	5'59.417P	113,3	16:37'46.263	18	19.071	32.451	22.809	32.556	1'46.887	269,3	16:43'07.995
15	18.977	<b>32.278</b>	22.768	32.233		265,4	16:39'32.519	19	19.128	55.954	25.469	33.374	2'13.925	268,7	16:45'21.920
16	19.021	32.363	22.730	32.246	1'46.360	264,1	16:41'18.879								
17	19.022	32.460	22.720	<b>32.156</b>	1'46.358	264,7	16:43'05.237								
18	<b>18.958</b>	32.510	23.258	32.493	1'47.219	264,7	16:44'52.456								
19	19.278	33.024	23.012	33.215	1'48.529C	265,4	16:46'40.985								

13° 23 I. VINALES [1'46.264]							
Lap	Seg.1	Seg.2	Seg.3	Seg.4	Lap Time	km/h	Local Time
1		34.823	24.062	37.740		113,1	16:02'23.780
2	19.735	33.073	23.074	32.779	1'48.661	262,1	16:04'12.441
3	19.334	32.868	22.884	33.427	1'48.513	<b>274,1</b>	16:06'00.954
4	19.206	32.545	22.862	32.614	1'47.227	268,7	16:07'48.181
5	19.063	32.496	22.807	32.529	1'46.895	272,7	16:09'35.076
6	19.233	32.633	22.840	32.857	1'47.563	271,4	16:11'22.639
7	19.228	33.314	23.413	33.204	1'49.159	266,7	16:13'11.798
8	19.377	33.315	23.179	33.274	1'49.145	264,7	16:15'00.943
9	19.698	33.811	23.556	45.869	2'02.934P	263,4	16:17'03.877
10	10'06.750	34.446	23.083	33.124	11'37.403P	183,4	16:28'41.280
11	19.011	36.267	22.704	33.258	1'51.240	270,7	16:30'32.520
12	19.042	<b>32.258</b>	<b>22.634</b>	32.330	<b>1'46.264</b>	270,0	16:32'18.784
13	19.024	32.369	22.639	<b>32.286</b>	1'46.318	270,7	16:34'05.102
14	<b>18.968</b>	32.309	22.732	36.161	1'50.170	270,7	16:35'55.272
15	19.091	32.714	25.218	34.665	1'51.688	268,0	16:37'46.960
16	22.503	33.852	24.278	49.817	2'10.450P	190,8	16:39'57.410
17	5'13.967	36.336	23.370	33.274	6'46.947CP	153,0	16:46'44.357

16° 52 P. HOBELSBERGER [1'46.466]							
Lap	Seg.1	Seg.2	Seg.3	Seg.4	Lap Time	km/h	Local Time
1		35.774	24.019	33.261		169,3	16:02'46.196
2	19.421	32.615	23.105	32.523	1'47.664	268,0	16:04'33.860
3	19.238	32.541	23.007	32.683	1'47.469	266,0	16:06'21.329
4	19.359	33.282	23.393	33.083	1'49.117	268,0	16:08'10.446
5	19.316	32.619	22.901	32.388	1'47.224	262,1	16:09'57.670
6	19.210	32.486	22.865	32.660	1'47.221C	264,1	16:11'44.891
7	19.207	33.409	23.505	44.646	2'00.767CP	264,1	16:13'45.658
8	7'31.537	33.784	23.890	33.189	9'02.400P	141,4	16:22'48.058
9	19.163	32.999	22.981	32.628	1'47.771	268,7	16:24'35.829
10	<b>19.107</b>	32.406	22.749	32.463	1'46.725	266,0	16:26'22.554
11	19.559	33.386	23.796	45.974	2'02.715P	<b>270,0</b>	16:28'25.269
12	7'37.935	34.549	23.732	36.686	9'12.902P	108,2	16:37'38.171
13	19.113	<b>32.337</b>	22.807	<b>32.209</b>	<b>1'46.466</b>	265,4	16:39'24.637
14	19.108	34.438	23.964	32.829	1'50.339	266,0	16:41'14.976
15	19.197	32.362	<b>22.709</b>	32.347	1'46.615	263,4	16:43'01.591
16	19.171	35.386	24.645	33.168	1'52.302	262,1	16:44'53.961
17	25.082	38.202	23.644	34.511	2'01.439C	263,4	16:46'55.400

17° 25 M. BRENNER [1'46.471]							
Lap	Seg.1	Seg.2	Seg.3	Seg.4	Lap Time	km/h	Local Time
1		33.703	23.448	32.827		186,5	16:02'28.615
2	19.318	32.370	22.947	32.291	1'46.926	262,1	16:04'15.541
3	19.177	32.325	22.890	32.320	1'46.712C	264,1	16:06'02.253
4	19.151	32.470	22.990	36.759	1'51.370	265,4	16:07'53.623
5	<b>19.076</b>	32.472	22.927	32.425	1'46.900	263,4	16:09'40.523
6	20.589	35.442	23.185	46.705	2'05.921CP	264,1	16:11'46.444
7	6'55.313	33.178	23.223	36.595	8'28.309P	174,8	16:20'14.753
8	19.159	32.253	22.928	<b>32.137</b>	1'46.477	262,8	16:22'01.230
9	19.155	<b>32.228</b>	<b>22.865</b>	32.223	<b>1'46.471</b>	260,2	16:23'47.701
10	19.275	32.376	22.963	32.452	1'47.076	261,5	16:25'34.777
11	19.625	32.698	23.658	46.595	2'02.576P	260,9	16:27'37.353
12	6'12.082	33.057	23.079	32.569	7'40.787P	169,5	16:35'18.140
13	19.226	32.525	23.012	32.494	1'47.257	261,5	16:37'05.397
14	19.328	32.485	22.920	36.279	1'51.012	260,9	16:38'56.409
15	19.258	32.611	23.051	35.946	1'50.866	262,1	16:40'47.275
16	19.173	32.442	22.878	32.438	1'46.931	<b>267,3</b>	16:42'34.206
17	19.332	32.615	22.969	32.782	1'47.698	263,4	16:44'21.904
18	19.261	32.672	23.001	32.638	1'47.572	260,9	16:46'09.476

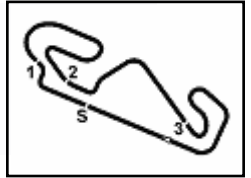
15° 32 O. BAVLISS [1'46.433]							
Lap	Seg.1	Seg.2	Seg.3	Seg.4	Lap Time	km/h	Local Time
1		35.307	23.737	33.724		177,3	16:02'00.079
2	19.689	32.921	23.170	33.198	1'48.978	259,6	16:03'49.057
3	19.589	33.241	23.166	33.080	1'49.076	262,1	16:05'38.133
4	19.345	33.279	24.798	32.837	1'50.259	266,0	16:07'28.392
5	19.112	32.637	22.892	32.661	1'47.302	<b>272,7</b>	16:09'15.694
6	19.192	32.797	22.782	32.620	1'47.391	269,3	16:11'03.085
7	19.518	33.998	23.597	44.914	2'02.027P	271,4	16:13'05.112
8	7'25.588	34.028	23.757	34.956	8'58.329P	193,5	16:22'03.441
9	19.123	32.478	22.908	32.533	1'47.042	266,0	16:23'50.483
10	19.068	32.358	22.746	32.522	1'46.694	268,0	16:25'37.177
11	19.046	32.469	22.771	32.628	1'46.914	268,7	16:27'24.091
12	23.085	34.497	23.936	45.829	2'07.347CP	266,7	16:29'31.438
13	3'02.900	34.199	23.480	33.336	4'33.915P	187,5	16:34'05.353
14	19.112	<b>32.289</b>	<b>22.722</b>	<b>32.310</b>	<b>1'46.433</b>	268,0	16:35'51.786
15	19.149	36.587	24.040	35.464	1'55.240	269,3	16:37'47.026
16	19.124	32.449	22.879	32.398	1'46.850	269,3	16:39'33.876
17	<b>18.994</b>	32.401	23.061	32.776	1'47.232	268,7	16:41'21.108

18° 9 S. JESPERSEN [1'46.543]							
Lap	Seg.1	Seg.2	Seg.3	Seg.4	Lap Time	km/h	Local Time
1		34.251	25.452	35.833		133,2	16:02'20.903
2	19.190	32.532	22.891	<b>32.285</b>	1'46.898	270,7	16:04'07.801
3	19.088	35.144	23.709	33.576	1'51.517	270,7	16:05'59.318
4	19.199	32.597	22.881	32.444	1'47.121	273,4	16:07'46.439
5	<b>18.893</b>	32.572	22.778	32.552	1'46.795	272,7	16:09'33.234
6	19.522	32.818	22.923	45.239	2'00.502P	266,0	16:11'33.736
7	5'00.787	33.820	24.837	34.209	6'33.653P	169,0	16:18'07.389
8	19.142	32.696	22.966	32.488	1'47.292	268,0	16:19'54.681
9	19.093	32.789	22.873	32.611	1'47.366	268,0	16:21'42.047
10	19.056	32.724	22.834	32.547	1'47.161	264,7	16:23'29.208
11	19.676	34.871	24.172	45.181	2'03.900P	266,0	16:25'33.108
12	6'15.900	33.643	23.258	32.857	7'45.658P	172,5	16:33'18.766
13	19.058	<b>32.427</b>	22.749	32.309	<b>1'46.543</b>	262,8	16:35'05.309
14	19.098	32.576	22.776	32.409	1'46.859	264,1	16:36'52.168
15	23.391	38.463	24.404	35.927	2'02.185	263,4	16:38'54.353
16	19.091	35.448	23.951	32.618	1'51.108	<b>274,8</b>	16:40'45.461
17	19.085	32.671	22.904	32.607	1'47.267	272,0	16:42'32.728

23/09/2022 P = Pits In/Out - C = Lap Time Cancelled

These data/results cannot be reproduced, stored and/or transmitted in whole or in part by any manner of electronic, mechanical, photocopying, recording, broadcasting or otherwise now known or herein after developed without the previous express consent by the copyright owner, except for reproduction in daily press and regular printed publications on sale to the public within 60 days of the event related to those data/results and always provided that copyright symbol appears together as follows below.

© DORNA WSBK ORGANIZATION Srl 2022



Circuit de Barcelona 4.657 m

**Catalunya Round, 23-25 September 2022**  
**Chronological Analysis Free Practice 2nd Session**

4 / 6

18	19.165	32.603	<b>22.723</b>	32.451	1'46.942	265,4	16:44'19.670
19	19.105	32.605	22.829	32.728	1'47.267	266,0	16:46'06.937

13	19.355	32.791	22.927	32.749	1'47.822	265,4	16:33'22.692
14	19.227	32.688	22.914	32.808	1'47.637	266,0	16:35'10.329
15	19.205	32.738	23.041	32.970	1'47.954	266,7	16:36'58.283
16	19.660	35.021	23.356	47.551	2'05.588P	264,1	16:39'03.871
17	3'07.218	37.345	25.917	33.511	4'43.991P	145,9	16:43'47.862
18	<b>19.055</b>	32.391	22.884	32.514	1'46.844	270,7	16:45'34.706

<b>19° 76 J. GIRAL [1'46.584]</b>							
Lap	Seg1	Seg2	Seg3	Seg4	Lap Time	km/h	Local Time
1		40.318	25.954	34.794		134,5	16:03'27.168
2	19.633	34.424	23.114	32.627	1'49.798	262,1	16:05'16.966
3	19.226	32.687	23.097	32.674	1'47.684	267,3	16:07'04.650
4	19.135	32.582	22.935	32.701	1'47.353	265,4	16:08'52.003
5	19.187	33.678	23.089	46.254	2'02.208P	265,4	16:10'54.211
6	4'42.723	33.464	23.458	33.058	6'12.703P	149,8	16:17'06.914
7	19.289	32.969	23.097	33.013	1'48.368	262,8	16:18'55.282
8	19.299	32.833	23.077	33.032	1'48.241	262,1	16:20'43.523
9	19.233	32.839	22.993	33.036	1'48.101	264,1	16:22'31.624
10	19.481	36.044	23.069	32.951	1'51.545	261,5	16:24'23.169
11	19.150	32.821	23.052	32.884	1'47.907	266,0	16:26'11.076
12	19.667	34.323	23.472	46.277	2'03.739P	266,0	16:28'14.815
13	4'06.806	35.056	23.070	<b>32.386</b>	5'37.318P	178,8	16:33'52.133
14	19.013	<b>32.205</b>	<b>22.797</b>	32.569	<b>1'46.584</b>	266,7	16:35'38.717
15	<b>18.976</b>	32.828	25.619	37.964	1'55.387	<b>270,0</b>	16:37'34.104
16	19.488	32.660	22.980	32.527	1'47.655	261,5	16:39'21.759
17	19.209	32.559	22.804	32.490	1'47.062	268,0	16:41'08.821
18	19.049	32.420	22.898	32.509	1'46.876	<b>270,0</b>	16:42'55.697
19	19.221	36.433	23.765	33.995	1'53.414	267,3	16:44'49.111
20	19.708	33.466	23.710	33.411	1'50.295C	257,8	16:46'39.406

<b>22° 38 H. SOOMER [1'46.720]</b>							
Lap	Seg1	Seg2	Seg3	Seg4	Lap Time	km/h	Local Time
1		33.818	23.568	33.448		128,7	16:02'05.965
2	19.311	32.604	23.108	32.637	1'47.660	268,7	16:03'53.625
3	19.111	32.656	22.993	32.605	1'47.365	271,4	16:05'40.990
4	20.998	35.511	22.985	32.779	1'52.273	<b>273,4</b>	16:07'33.263
5	19.238	32.692	22.992	32.769	1'47.691	267,3	16:09'20.954
6	19.100	32.658	23.134	32.742	1'47.634	266,7	16:11'08.588
7	<b>19.087</b>	32.667	22.923	32.759	1'47.436	266,7	16:12'56.024
8	19.324	33.087	23.470	44.466	2'00.347P	267,3	16:14'56.371
9	8'35.865	33.757	23.373	33.962	10'06.957P	141,2	16:25'03.328
10	19.338	32.990	23.152	33.072	1'48.552	263,4	16:26'51.880
11	19.470	33.055	23.179	33.061	1'48.765	263,4	16:28'40.645
12	19.330	33.837	23.286	44.833	2'01.286P	266,0	16:30'41.931
13	2'58.063	36.114	23.583	35.713	4'33.473P	165,6	16:35'15.404
14	19.633	35.434	23.010	32.539	1'50.616	262,8	16:37'06.020
15	19.218	32.496	22.868	33.534	1'48.116	268,0	16:38'54.136
16	19.481	32.786	22.921	32.496	1'47.684	264,1	16:40'41.820
17	19.155	32.501	22.824	32.443	1'46.923	264,1	16:42'28.743
18	19.316	<b>32.354</b>	<b>22.659</b>	<b>32.391</b>	<b>1'46.720</b>	263,4	16:44'15.463
19	19.243	32.446	22.904	32.634	1'47.227	264,1	16:46'02.690

<b>20° 56 P. SEBESTYEN [1'46.626]</b>							
Lap	Seg1	Seg2	Seg3	Seg4	Lap Time	km/h	Local Time
1		34.498	23.571	36.590		190,1	16:02'07.778
2	19.164	33.019	23.429	33.772	1'49.384	270,7	16:03'57.162
3	19.196	32.640	22.942	32.725	1'47.503	268,0	16:05'44.665
4	19.189	32.853	22.985	32.846	1'47.873	<b>273,4</b>	16:07'32.538
5	19.093	34.252	23.301	32.639	1'49.285	266,7	16:09'21.823
6	19.127	32.707	22.853	32.633	1'47.320	265,4	16:11'09.143
7	19.165	32.828	22.957	45.257	2'00.207P	270,0	16:13'09.350
8	5'09.381	36.137	27.021	33.845	6'46.384P	149,2	16:19'55.734
9	19.205	32.630	22.976	32.648	1'47.459	267,3	16:21'43.193
10	19.149	32.656	22.928	32.636	1'47.369	267,3	16:23'30.562
11	19.166	34.324	23.778	45.142	2'02.410P	267,3	16:25'32.972
12	4'06.139	33.054	23.042	32.528	5'34.763P	196,0	16:31'07.735
13	19.042	<b>32.339</b>	22.774	32.537	1'46.692	267,3	16:32'54.427
14	19.093	32.431	22.770	32.469	1'46.763	264,7	16:34'41.190
15	19.162	35.300	23.076	32.652	1'50.190	265,4	16:36'31.380
16	19.135	32.381	22.821	32.459	1'46.796	265,4	16:38'18.176
17	19.105	32.416	22.729	32.420	1'46.670	265,4	16:40'04.846
18	22.958	36.258	23.048	35.183	1'57.447	264,7	16:42'02.293
19	19.105	32.527	<b>22.691</b>	<b>32.371</b>	1'46.694	266,0	16:43'48.987
20	<b>18.907</b>	32.498	22.708	32.513	<b>1'46.626</b>	268,7	16:45'35.613

<b>23° 94 A. VERDOIA [1'46.791]</b>							
Lap	Seg1	Seg2	Seg3	Seg4	Lap Time	km/h	Local Time
1		34.679	23.703	33.786		191,5	16:01'59.929
2	19.453	33.070	23.263	33.223	1'49.009	259,0	16:03'48.938
3	19.432	33.353	23.213	36.932	1'52.930	263,4	16:05'41.868
4	19.252	32.808	23.100	32.899	1'48.059	263,4	16:07'29.927
5	19.378	33.115	23.187	33.063	1'48.743	264,1	16:09'18.670
6	19.340	32.910	23.074	44.894	2'00.218P	264,1	16:11'18.888
7	1'31.885	35.524	23.876	45.363	3'16.648P	154,1	16:14'35.536
8	4'54.149	33.926	23.230	32.976	6'24.281P	135,2	16:20'59.817
9	19.405	32.798	22.883	32.679	1'47.765	259,0	16:22'47.582
10	19.169	32.557	22.751	<b>32.477</b>	1'46.954	260,2	16:24'34.536
11	<b>19.132</b>	<b>32.486</b>	<b>22.672</b>	32.501	<b>1'46.791</b>	261,5	16:26'21.327
12	19.160	32.556	22.768	44.490	1'58.974P	261,5	16:28'20.301
13	7'26.621	33.518	23.039	32.921	8'56.099P	181,5	16:37'16.400
14	19.189	32.636	22.901	32.539	1'47.265	262,8	16:39'03.665
15	19.196	32.936	23.035	32.600	1'47.767	<b>270,0</b>	16:40'51.432
16	19.257	33.407	23.394	32.801	1'48.859	267,3	16:42'40.291
17	19.250	33.240	22.995	32.828	1'48.313	262,1	16:44'28.604
18	19.273	32.854	23.006	32.765	1'47.898	259,0	16:46'16.502

<b>21° 69 T. BOOTH-AMOS [1'46.675]</b>							
Lap	Seg1	Seg2	Seg3	Seg4	Lap Time	km/h	Local Time
1		34.240	23.700	36.414		122,4	16:02'20.559
2	19.311	<b>32.345</b>	22.807	<b>32.293</b>	1'46.756	269,3	16:04'07.315
3	19.136	34.137	22.952	34.362	1'50.587	271,4	16:05'57.902
4	19.408	32.765	22.979	33.649	1'48.801	267,3	16:07'46.703
5	19.153	32.347	<b>22.753</b>	32.530	1'46.783	271,4	16:09'33.486
6	19.120	32.388	22.782	32.385	<b>1'46.675</b>	<b>272,0</b>	16:11'20.161
7	19.120	32.398	22.767	32.442	1'46.727	269,3	16:13'06.888
8	19.103	32.454	22.819	32.353	1'46.729	268,0	16:14'53.617
9	19.447	34.970	23.270	45.980	2'03.667P	269,3	16:16'57.284
10	9'29.446	35.832	23.022	32.537	11'00.837P	149,8	16:27'58.121
11	19.370	32.783	23.307	33.331	1'48.791C	266,7	16:29'46.912
12	19.128	32.719	23.044	33.067	1'47.958	264,1	16:31'34.870

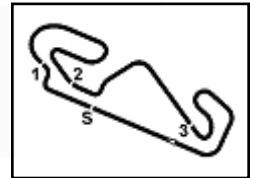
<b>24° 24 L. TACCINI [1'46.860]</b>							
Lap	Seg1	Seg2	Seg3	Seg4	Lap Time	km/h	Local Time
1		34.821	23.633	33.731		182,4	16:02'00.112
2	19.859	33.092	23.487	36.523	1'52.961	257,1	16:03'53.073
3	19.336	32.746	23.051	32.529	1'47.662	266,0	16:05'40.735
4	19.257	32.615	22.896	32.528	1'47.296	270,7	16:07'28.031
5	19.294	32.643	22.947	32.637	1'47.521	268,7	16:09'15.552
6	19.235	32.675	22.842	32.587	1'47.339	<b>271,4</b>	16:11'02.891
7	19.597	32.581	22.966	32.772	1'47.916	265,4	16:12'50.807
8	19.355	32.778	22.911	32.683	1'47.727	264,1	16:14'38.534
9	19.286	32.822	22.865	32.747	1'47.720	264,1	16:16'26.254
10	19.284	32.818	22.913	32.630	1'47.645	262,8	16:18'13.899
11	21.744	37.538	24.160	36.326	1'59.768	264,7	16:20'13.667

23/09/2022 P = Pits In/Out - C = Lap Time Cancelled

These data/results cannot be reproduced, stored and/or transmitted in whole or in part by any manner of electronic, mechanical, photocopying, recording, broadcasting or otherwise now known or herein after developed without the previous express consent by the copyright owner, except for reproduction in daily press and regular printed publications on sale to the public within 60 days of the event related to those data/results and always provided that copyright symbol appears together as follows below.

© DORNA WSBK ORGANIZATION Srl 2022





**Catalunya Round, 23-25 September 2022**  
**Chronological Analysis Free Practice 2nd Session**

Circuit de Barcelona 4.657 m

5 / 6

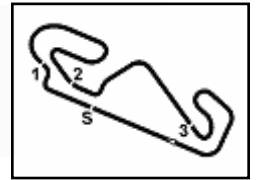
12	19.472	33.273	22.880	32.599	1'48.224	264,1	16:22'01.891				
13	19.192	<b>32.407</b>	22.878	32.604	1'47.081	266,7	16:23'48.972				
14	19.189	32.534	22.934	45.213	1'59.870P	266,7	16:25'48.842				
15	8'13.966	39.022	24.047	32.453	9'49.488P	192,9	16:35'38.330				
16	19.090	32.970	24.946	38.672	1'55.678	269,3	16:37'34.008				
17	19.240	32.408	<b>22.747</b>	32.589	1'46.984	265,4	16:39'20.992				
18	<b>19.087</b>	32.494	22.786	32.493	<b>1'46.860</b>	264,7	16:41'07.852				
19	19.254	32.433	22.823	32.559	1'47.069	266,0	16:42'54.921				
20	19.366	35.850	23.112	<b>32.288</b>	1'50.616	266,0	16:44'45.537				
21	19.127	32.458	22.856	32.614	1'47.055C	270,0	16:46'32.592				
								<b>28° 21 B. CURRIE [1'47.506]</b>			
	Lap	Seg1	Seg2	Seg3	Seg4	Lap Time	km/h	Local Time			
	1			36.613	24.555	33.695	154,1	16:02'18.383			
	2	19.511	35.777	23.428	32.665	1'51.381	266,7	16:04'09.764			
	3	19.195	32.572	23.210	32.763	1'47.740	264,7	16:05'57.504			
	4	19.481	32.788	23.166	36.002	1'51.437	262,1	16:07'48.941			
	5	<b>19.181</b>	32.803	<b>22.905</b>	32.626	1'47.515	<b>268,7</b>	16:09'36.456			
	6	19.297	32.936	23.152	<b>32.578</b>	1'47.963	266,7	16:11'24.419			
	7	19.286	<b>32.538</b>	23.091	32.591	<b>1'47.506</b>	266,0	16:13'11.925			
	8	19.653	37.037	24.100	45.680	2'06.470P	265,4	16:15'18.395			
	9	8'20.108	34.542	25.622	35.150	9'55.422P	178,8	16:25'13.817			
	10	19.262	32.556	23.006	32.874	1'47.698	268,0	16:27'01.515			
	11	19.347	32.733	23.030	10'37.185	11'52.295P	266,7	16:38'53.810			
								<b>29° 6 J. BUIS [1'47.721]</b>			
	Lap	Seg1	Seg2	Seg3	Seg4	Lap Time	km/h	Local Time			
	1		34.722	23.649	33.917	192,5	16:02'00.558				
	2	19.566	33.018	23.406	32.615	1'48.605	270,0	16:03'49.163			
	3	19.362	33.537	23.203	32.986	1'49.088	268,0	16:05'38.251			
	4	<b>19.154</b>	32.986	23.614	32.984	1'48.738	<b>271,4</b>	16:07'26.989			
	5	20.731	34.520	23.285	33.336	1'51.872	260,2	16:09'18.861			
	6	19.311	32.969	23.206	32.914	1'48.400	270,7	16:11'07.261			
	7	19.493	32.886	23.077	32.784	1'48.240	265,4	16:12'55.501			
	8	19.382	32.973	23.222	32.839	1'48.416	262,8	16:14'43.917			
	9	19.383	33.118	23.220	33.071	1'48.792	261,5	16:16'32.709			
	10	36.729	36.207	23.771	47.524	2'24.231P	261,5	16:18'56.940			
	11	8'28.182	34.850	23.776	33.757	10'00.565CP	189,5	16:28'57.505			
	12	21.141	34.849	23.329	36.079	1'55.398	263,4	16:30'52.903			
	13	19.869	33.511	23.380	33.179	1'49.939	261,5	16:32'42.842			
	14	19.390	33.389	23.198	33.235	1'49.212	261,5	16:34'32.054			
	15	19.387	33.433	23.384	44.893	2'01.097P	262,8	16:36'33.151			
	16	3'55.825	34.244	23.360	33.016	5'26.445P	185,9	16:41'59.596			
	17	19.459	32.754	<b>22.899</b>	33.015	1'48.127	260,2	16:43'47.723			
	18	19.447	<b>32.733</b>	22.946	<b>32.595</b>	<b>1'47.721</b>	264,1	16:45'35.444			
								<b>30° 22 F. FULIGNI [1'47.806]</b>			
	Lap	Seg1	Seg2	Seg3	Seg4	Lap Time	km/h	Local Time			
	1		34.993	24.143	34.279	137,8	16:02'40.743				
	2	19.534	33.446	23.623	33.678	1'50.281	265,4	16:04'31.024			
	3	19.387	33.505	23.487	33.566	1'49.945	264,7	16:06'20.969			
	4	19.490	33.382	23.434	46.051	2'02.357P	264,7	16:08'23.326			
	5	8'01.384	34.523	24.459	33.584	9'33.950P	143,4	16:17'57.276			
	6	19.607	33.039	23.374	33.360	1'49.380	262,8	16:19'46.656			
	7	19.413	33.041	23.550	33.314	1'49.318	263,4	16:21'35.974			
	8	19.396	32.925	23.361	33.093	1'48.775	264,1	16:23'24.749			
	9	19.464	32.901	23.194	32.970	1'48.529	264,1	16:25'13.278			
	10	19.215	32.730	23.153	33.090	1'48.188	268,0	16:27'01.466			
	11	19.644	32.990	23.297	55.890	2'11.821P	261,5	16:29'13.287			
	12	6'29.305	33.999	23.859	33.310	8'00.473P	131,4	16:37'13.760			
	13	19.432	35.203	23.326	33.139	1'51.100	265,4	16:39'04.860			
	14	19.270	32.886	23.244	32.993	1'48.393	<b>271,4</b>	16:40'53.253			
	15	19.213	32.753	23.240	32.926	1'48.132	268,0	16:42'41.385			
	16	<b>19.176</b>	32.836	23.405	32.977	1'48.394	268,0	16:44'29.779			
	17	19.277	<b>32.715</b>	<b>23.049</b>	<b>32.765</b>	<b>1'47.806</b>	266,7	16:46'17.585			
								<b>31° 70 M. ALCOBA [1'47.866]</b>			
	Lap	Seg1	Seg2	Seg3	Seg4	Lap Time	km/h	Local Time			
	1		35.555	24.084	34.495	161,0	16:02'17.767				
	2	19.997	36.720	23.600	33.508	1'53.825	259,0	16:04'11.592			
	3	19.670	33.618	23.230	33.003	1'49.521	261,5	16:06'01.113			
	4	19.454	33.947	24.334	47.762	2'05.497P	<b>268,0</b>	16:08'06.610			

23/09/2022

P = Pits In/Out - C = Lap Time Cancelled

These data/results cannot be reproduced, stored and/or transmitted in whole or in part by any manner of electronic, mechanical, photocopying, recording, broadcasting or otherwise now known or herein after developed without the previous express consent by the copyright owner, except for reproduction in daily press and regular printed publications on sale to the public within 60 days of the event related to those data/results and always provided that copyright symbol appears together as follows below.

© DORNA WSBK ORGANIZATION Srl 2022



**Catalunya Round, 23-25 September 2022**  
**Chronological Analysis Free Practice 2nd Session**

5	6'16.339	34.427	23.797	33.688	7'48.251P	181,2	16:15'54.861
6	19.756	33.802	23.444	33.381	1'50.383	257,1	16:17'45.244
7	19.776	33.678	23.321	33.401	1'50.176	256,5	16:19'35.420
8	19.694	33.643	23.606	46.301	2'03.244P	258,4	16:21'38.664
9	14'06.622	33.789	23.365	32.944	15'36.720P	188,8	16:37'15.384
10	19.409	32.861	23.033	32.665	1'47.968	264,1	16:39'03.352
11	19.344	32.889	22.980	<b>32.653</b>	<b>1'47.866</b>	262,8	16:40'51.218
12	19.306	32.871	23.007	32.734	1'47.918	262,8	16:42'39.136
13	20.790	35.389	23.107	32.994	1'52.280	259,0	16:44'31.416

<b>32° 73 M. KOFLER [1'48.291]</b>							
Lap	Seg.1	Seg.2	Seg.3	Seg.4	Lap Time	km/h	Local Time
1		34.786	24.347	35.271		191,8	16:02'00.475
2	<b>19.067</b>	33.052	23.053	33.167	1'48.339	<b>274,8</b>	16:03'48.814
3	19.372	33.248	23.285	33.379	1'49.284	264,1	16:05'38.098
4	19.703	33.559	24.099	33.529	1'50.890	254,7	16:07'28.988
5	19.241	<b>32.977</b>	23.182	<b>32.916</b>	1'48.316	270,0	16:09'17.304
6	19.202	33.076	23.149	33.244	1'48.671	266,7	16:11'05.975
7	23.048	35.337	24.002	47.550	2'09.937P	266,0	16:13'15.912
8	11'30.758	34.010	23.647	33.290	13'01.705P	144,2	16:26'17.617
9	19.392	33.387	23.173	33.259	1'49.211	264,7	16:28'06.828
10	19.347	33.371	23.053	38.712	1'54.483C	265,4	16:30'01.311
11	19.292	32.991	<b>23.007</b>	33.001	<b>1'48.291</b>	269,3	16:31'49.602
12	21.553	35.833	23.937	46.389	2'07.712P	264,7	16:33'57.314
13	6'45.796	34.575	25.959	36.485	8'22.815P	114,7	16:42'20.129
14	19.710	33.400	23.340	33.574	1'50.024	261,5	16:44'10.153
15	19.458	33.593	23.281	33.294	1'49.626	263,4	16:45'59.779

23/09/2022

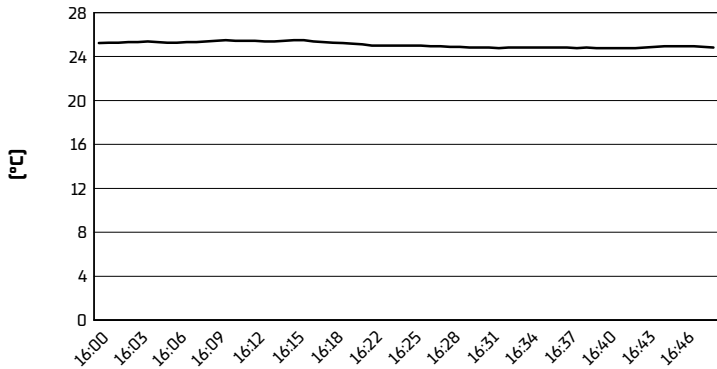
P = Pits In/Out - C = Lap Time Cancelled

These data/results cannot be reproduced, stored and/or transmitted in whole or in part by any manner of electronic, mechanical, photocopying, recording, broadcasting or otherwise now known or herein after developed without the previous express consent by the copyright owner, except for reproduction in daily press and regular printed publications on sale to the public within 60 days of the event related to those data/results and always provided that copyright symbol appears together as follows below.

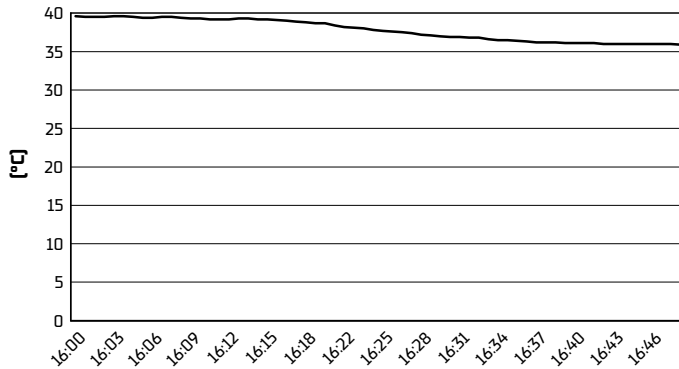
© DORNA WSBK ORGANIZATION Srl 2022

**Catalunya Round, 23-25 September 2022**  
**Weather Report Free Practice 2nd Session**  
Session started 16:00 - Session ended 16:49

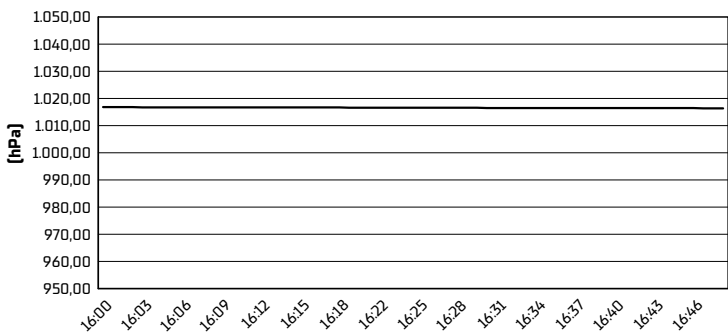
**Air Temperature**



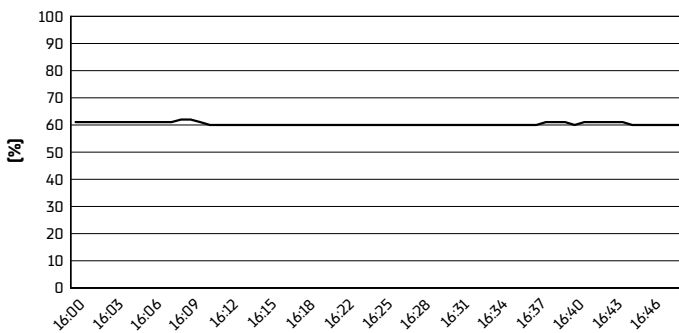
**Track Temperature**



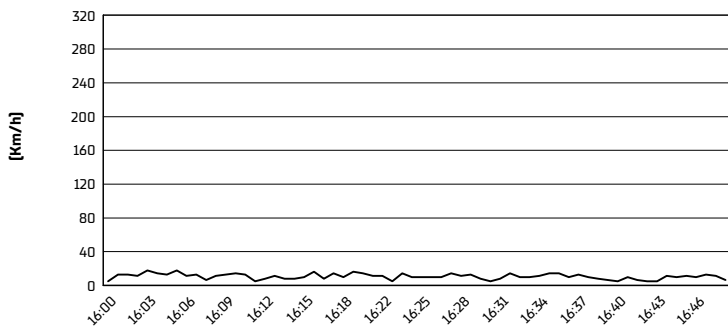
**Air Pressure**



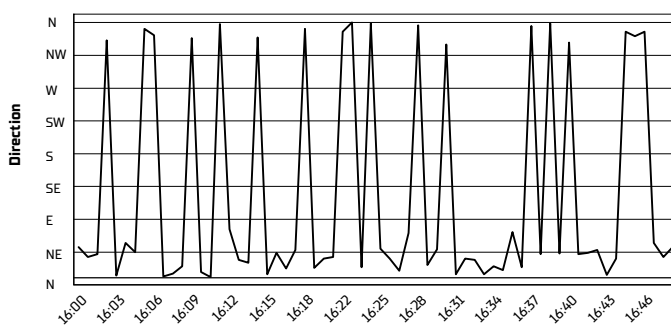
**Humidity**



**Wind Speed**



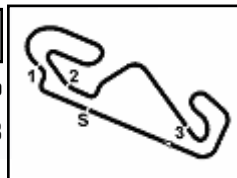
**Wind Direction**



23/09/2022

These data/results cannot be reproduced, stored and/or transmitted in whole or in part by any manner of electronic, mechanical, photocopying, recording, broadcasting or otherwise now known or herein after developed without the previous express consent by the copyright owner, except for reproduction in daily press and regular printed publications on sale to the public within 60 days of the event related to those data/results and always provided that copyright symbol appears together as follows below.

© DORNA WSBK ORGANIZATION Srl 2022


**Catalunya Round, 23-25 September 2022**  
**Best Laps & Speeds**

Circuit de Barcelona 4.657 m

1 / 2

No.	Rider	Nat	Best Lap		FP1		FP2												
			LL	SPD	LL	SPD	LL	SPD											
1	<b>77 D. AEGERTER</b> Yamaha YZF R6	SUI	<b>1'44.507</b> 39 276,2		1'45.205 19 273,4		<b>1'44.507</b> 20 <b>276,2</b>												
2	<b>7 L. BALDASSARRI</b> Yamaha YZF R6	ITA	<b>1'45.512</b> 37 272,7		<b>1'45.512</b> 19 <b>272,7</b>		1'45.969 18 272,0												
3	<b>11 N. BULEGA</b> Ducati Panigale V2	ITA	<b>1'45.522</b> 12 272,0		1'46.342 3 <b>272,0</b>		<b>1'45.522</b> 9 269,3												
4	<b>66 N. TUULI</b> MV Agusta F3 800 RR	FIN	<b>1'45.664</b> 34 271,3		1'45.863 17 <b>271,3</b>		<b>1'45.664</b> 17 267,3												
5	<b>61 C. ONCU</b> Kawasaki ZX-6R	TUR	<b>1'45.669</b> 37 276,9		1'45.947 18 <b>276,9</b>		<b>1'45.669</b> 19 274,8												
6	<b>16 J. CLUZEL</b> Yamaha YZF R6	FRA	<b>1'45.804</b> 35 272,0		1'46.406 15 270,6		<b>1'45.804</b> 20 <b>272,0</b>												
7	<b>62 S. MANZI</b> Triumph Street Triple RS	ITA	<b>1'45.936</b> 39 275,5		1'45.956 17 <b>275,5</b>		<b>1'45.936</b> 22 <b>275,5</b>												
8	<b>64 F. CARICASULO</b> Ducati Panigale V2	ITA	<b>1'45.988</b> 30 276,2		1'46.819 16 <b>276,2</b>		<b>1'45.988</b> 14 275,5												
9	<b>55 Y. MONTELLA</b> Kawasaki ZX-6R	ITA	<b>1'46.147</b> 30 274,1		1'46.532 17 <b>274,1</b>		<b>1'46.147</b> 13 272,7												
10	<b>3 R. DE ROSA</b> Ducati Panigale V2	ITA	<b>1'46.153</b> 32 271,3		<b>1'46.153</b> 14 <b>271,3</b>		1'46.212 18 270,0												
11	<b>54 B. SOFUOGLU</b> MV Agusta F3 800 RR	TUR	<b>1'46.208</b> 42 279,7		1'46.627 20 <b>279,7</b>		<b>1'46.208</b> 22 277,6												
12	<b>28 G. VAN STRAALEN</b> Yamaha YZF R6	NED	<b>1'46.256</b> 35 270,0		1'46.849 17 <b>270,0</b>		<b>1'46.256</b> 18 267,3												
13	<b>23 I. VINALES</b> Ducati Panigale V2	ESP	<b>1'46.264</b> 33 274,1		1'46.441 17 <b>274,1</b>		<b>1'46.264</b> 16 <b>274,1</b>												
14	<b>99 A. HUERTAS</b> Kawasaki ZX-6R	ESP	<b>1'46.332</b> 28 273,4		1'46.367 15 271,3		<b>1'46.332</b> 13 <b>273,4</b>												
15	<b>32 D. BAYLISS</b> Ducati Panigale V2	AUS	<b>1'46.433</b> 35 274,8		1'47.334 17 <b>274,8</b>		<b>1'46.433</b> 18 272,7												
16	<b>94 A. VERDOIA</b> Yamaha YZF R6	FRA	<b>1'46.437</b> 33 270,6		<b>1'46.437</b> 16 <b>270,6</b>		1'46.791 17 270,0												
17	<b>52 P. HOBELSBERGER</b> Yamaha YZF R6	GER	<b>1'46.466</b> 33 272,0		1'46.623 17 <b>272,0</b>		<b>1'46.466</b> 16 270,0												
18	<b>25 M. BRENNER</b> Yamaha YZF R6	SUI	<b>1'46.471</b> 33 276,9		1'46.834 16 <b>276,9</b>		<b>1'46.471</b> 17 267,3												
19	<b>10 U. ORRADRE</b> Yamaha YZF R6	ESP	<b>1'46.523</b> 31 279,7		<b>1'46.523</b> 13 <b>279,7</b>		1'47.266 18 267,3												
20	<b>9 S. JESPERSEN</b> Yamaha YZF R6	DEN	<b>1'46.543</b> 32 274,8		1'46.763 14 <b>274,8</b>		<b>1'46.543</b> 18 <b>274,8</b>												
21	<b>76 J. GIRAL</b> Ducati Panigale V2	ESP	<b>1'46.584</b> 34 271,3		1'47.792 15 <b>271,3</b>		<b>1'46.584</b> 19 270,0												
22	<b>56 P. SEBESTYEN</b> Yamaha YZF R6	HUN	<b>1'46.626</b> 35 277,6		1'46.717 16 <b>277,6</b>		<b>1'46.626</b> 19 273,4												
23	<b>38 H. SOOMER</b> Triumph Street Triple RS	EST	<b>1'46.664</b> 36 273,4		<b>1'46.664</b> 18 270,6		1'46.720 18 <b>273,4</b>												
24	<b>81 A. VIU</b> Yamaha YZF R6	ESP	<b>1'46.673</b> 23 274,1		<b>1'46.673</b> 16 264,7		1'47.080 7 <b>274,1</b>												
25	<b>69 T. BOOTH-AMOS</b> Kawasaki ZX-6R	GBR	<b>1'46.675</b> 31 272,0		1'48.255 14 268,6		<b>1'46.675</b> 17 <b>272,0</b>												

23/09/2022

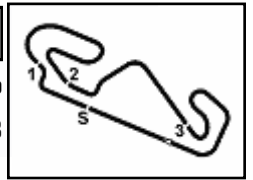
These data/results cannot be reproduced, stored and/or transmitted in whole or in part by any manner of electronic, mechanical, photocopying, recording, broadcasting or otherwise now known or herein after developed without the previous express consent by the copyright owner, except for reproduction in daily press and regular printed publications on sale to the public within 60 days of the event related to those data/results and always provided that copyright symbol appears together as follows below.

© DORNA WSBK ORGANIZATION Srl 2022

FICR PERUGIA TIMING






**Catalunya Round, 23-25 September 2022**  
**Best Laps & Speeds**

No.	Rider Bike	Nat	Best Lap		FP1		FP2							
			LL	SPD	LL	SPD	LL	SPD						
26	<b>24 L. TACCINI</b> Yamaha YZF R6	ITA	<b>1'46.860</b> 38	<b>275,5</b>	1'47.370 18	<b>275,5</b>	1'46.860 20	271,3						
27	<b>50 O. VOSTATEK</b> Yamaha YZF R6	CZE	<b>1'47.087</b> 29	276,9	1'47.534 13	<b>276,9</b>	1'47.087 16	273,4						
28	<b>21 B. CURRIE</b> Kawasaki ZX-6R	AUS	<b>1'47.506</b> 28	271,3	1'48.129 18	<b>271,3</b>	1'47.506 10	268,6						
29	<b>6 J. BUIS</b> Kawasaki ZX-6R	NED	<b>1'47.721</b> 35	271,3	1'48.358 18	269,3	1'47.721 17	<b>271,3</b>						
30	<b>22 F. FULIGNI</b> Ducati Panigale V2	ITA	<b>1'47.806</b> 33	272,0	1'47.990 17	<b>272,0</b>	1'47.806 16	271,3						
31	<b>70 M. ALCOBA</b> Yamaha YZF R6	ESP	<b>1'47.866</b> 29	272,0	1'48.664 17	<b>272,0</b>	1'47.866 12	267,9						
32	<b>73 M. KOFLER</b> Ducati Panigale V2	AUT	<b>1'48.291</b> 24	274,8	1'48.341 10	270,6	1'48.291 14	<b>274,8</b>						

23/09/2022

These data/results cannot be reproduced, stored and/or transmitted in whole or in part by any manner of electronic, mechanical, photocopying, recording, broadcasting or otherwise now known or herein after developed without the previous express consent by the copyright owner, except for reproduction in daily press and regular printed publications on sale to the public within 60 days of the event related to those data/results and always provided that copyright symbol appears together as follows below.

© DORNA WSBK ORGANIZATION Srl 2022