

Catalunya Round, 23-25 September 2022

Results Warm Up

No.	Rider	Nat	Team	Bike	Class	Time	Gap	Rel.	Laps	Speed	
										Avg	Max
1	61 C. ONCU	TUR	Kawasaki Puccetti Racing	Kawasaki ZX-6R		1'45.061			8	159,576	280,5
2	77 D. AEGERTER	SUI	Ten Kate Racing Yamaha	Yamaha YZF R6		1'45.346	0.285	0.285	7	159,144	272,0
3	62 S. MANZI	ITA	Dynavolt Triumph	Triumph Street Triple RS		1'45.577	0.516	0.231	8	158,796	278,4
4	66 N. TUULI	FIN	MV Agusta Reparto Corse	MV Agusta F3 800 RR		1'45.653	0.592	0.076	7	158,682	274,8
5	52 P. HOBELSBERGER	GER	Kallio Racing	Yamaha YZF R6		1'45.746	0.685	0.093	6	158,542	273,4
6	55 Y. MONTELLA	ITA	Kawasaki Puccetti Racing	Kawasaki ZX-6R		1'45.838	0.777	0.092	8	158,404	279,1
7	7 L. BALDASSARRI	ITA	Evan Bros.WorldSSP Yamaha Team	Yamaha YZF R6		1'45.875	0.814	0.037	7	158,349	273,4
8	28 G. VAN STRAALEN	NED	EAB Racing Team	Yamaha YZF R6		1'46.044	0.983	0.169	7	158,097	266,0
9	3 R. DE ROSA	ITA	Orelac Racing Verdnatura WorldSSP	Ducati Panigale V2		1'46.093	1.032	0.049	7	158,024	269,3
10	11 N. BULEGA	ITA	Aruba.it Racing WorldSSP Team	Ducati Panigale V2		1'46.142	1.081	0.049	8	157,951	278,4
11	16 J. CLUZEL	FRA	GMT94 Yamaha	Yamaha YZF R6		1'46.146	1.085	0.004	7	157,945	274,8
12	38 H. SOOMER	EST	Dynavolt Triumph	Triumph Street Triple RS		1'46.190	1.129	0.044	8	157,879	272,7
13	9 S. JESPERSEN	DEN	Kallio Racing	Yamaha YZF R6	*	1'46.309	1.248	0.119	8	157,703	272,7
14	94 A. VERDOIA	FRA	GMT94 Yamaha	Yamaha YZF R6		1'46.344	1.283	0.035	7	157,651	274,8
15	64 F. CARICASULO	ITA	Althea Racing	Ducati Panigale V2		1'46.421	1.360	0.077	7	157,537	277,6
16	U. ORRADRE	ESP	MS Racing Yamaha WorldSSP	Yamaha YZF R6		1'46.542	1.481	0.121	8	157,358	277,6
17	54 B. SOFUOGLU	TUR	MV Agusta Reparto Corse	MV Agusta F3 800 RR	*	1'46.543	1.482	0.001	7	157,356	280,5
18	25 M. BRENNER	SUI	VFT Racing	Yamaha YZF R6	*	1'46.579	1.518	0.036	7	157,303	272,0
19	50 O. VOSTATEK	CZE	MS Racing Yamaha WorldSSP	Yamaha YZF R6		1'46.753	1.692	0.174	7	157,047	272,0
20	32 O. BAYLISS	AUS	BARNI Spark Racing Team	Ducati Panigale V2		1'46.841	1.780	0.088	8	156,917	275,5
21	23 I. VINALES	ESP	D34G Racing	Ducati Panigale V2	*	1'46.929	1.868	0.088	8	156,788	279,8
22	69 T. BOOTH-AMOS	GBR	Prodina Racing WorldSSP	Kawasaki ZX-6R	*	1'46.936	1.875	0.007	7	156,778	271,4
23	24 L. TACCINI	ITA	Ten Kate Racing Yamaha	Yamaha YZF R6		1'47.004	1.943	0.068	8	156,678	274,1
24	73 M. KOFLER	AUT	CM Racing	Ducati Panigale V2		1'47.102	2.041	0.098	7	156,535	272,7
25	81 A. VIU	ESP	Andotrans Team Torrento	Yamaha YZF R6		1'47.130	2.069	0.028	5	156,494	269,3
26	21 B. CURRIE	AUS	Motozoo Racing by Puccetti	Kawasaki ZX-6R		1'47.159	2.098	0.029	7	156,452	275,5
27	6 J. BUIS	NED	Motozoo Racing by Puccetti	Kawasaki ZX-6R	*	1'47.166	2.105	0.007	8	156,441	278,4
28	22 F. FULIGNI	ITA	D34G Racing	Ducati Panigale V2	*	1'47.189	2.128	0.023	7	156,408	274,1
29	56 P. SEBESTYEN	HUN	Evan Bros.WorldSSP Yamaha Team	Yamaha YZF R6		1'47.220	2.159	0.031	8	156,363	279,8
30	99 A. HUERTAS	ESP	MTM Kawasaki	Kawasaki ZX-6R		1'47.297	2.236	0.077	6	156,250	272,7
31	76 J. GIRAL	ESP	Valvulas Arco JG76 Team	Ducati Panigale V2		1'47.356	2.295	0.059	8	156,165	273,4
32	70 M. ALCOBA	ESP	VFT Racing	Yamaha YZF R6		1'48.379	3.318	1.023	8	154,690	269,3

* WorldSSP Challenge

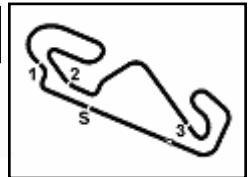
AIR	Humidity:	82%	Temp:	15°C
TRACK	Condition:	Dry	Temp:	19°C

Records	Pole	(SP)	2022	D.Aegerter	1'43.983	161,230	Km/h
	Race	(RC1)	2022	D.Aegerter	1'45.157	159,430	Km/h
	All Times	(SP)	2022	D.Aegerter	1'43.983	161,230	Km/h

Start 09:25 End 09:42 The results are provisional until the end of the time limit for protests and appeals and the completion of the technical checks.

These data/results cannot be reproduced, stored and/or transmitted in whole or in part by any manner of electronic, mechanical, photocopying, recording, broadcasting or otherwise now known or herein after developed without the previous express consent by the copyright owner, except for reproduction in daily press and regular printed publications on sale to the public within 60 days of the event related to those data/results and always provided that copyright symbol appears together as follows below.

© DORNA WSBK ORGANIZATION Srl 2022



Catalunya Round, 23-25 September 2022
Results Warm Up

Session Highlights

Local Time	No. Rider	Description
09.25.00		Start
09.25.12		WorldSSP Pit Intervention Time: 1min 21secs
09.30.01	32 D. BAYLISS	On the Gravel - Re-Joined - Turn 4
09.33.30	24 L. TACCINI	Lap Cancelled [1'49.984] - Exceeded Track Limits - Turn 14
09.33.38	10 U. ORRADRE	Lap Cancelled [1'46.529] - Exceeded Track Limits - Turn 14
09.33.46	50 D. VOSTATEK	Lap Cancelled [1'47.013] - Exceeded Track Limits - Turn 14
09.33.57	99 A. HUERTAS	Lap Cancelled [1'47.680] - Exceeded Track Limits - Turn 13
09.36.03	3 R. DE ROSA	Lap Cancelled [1'46.431] - Exceeded Track Limits - Turn 13
09.37.06	52 P. HOBELSBERGER	On the Gravel - Re-Joined - Turn 1
09.39.01	61 C. ONCU	Lap Cancelled [1'49.049] - Exceeded Track Limits - Turn 1
09.39.25	38 H. SOOMER	Lap Cancelled [1'46.794] - Exceeded Track Limits - Turn 14
09.39.36	62 S. MANZI	Lap Cancelled [1'45.614] - Exceeded Track Limits - Turn 14
09.39.49	3 R. DE ROSA	Lap Cancelled [1'46.190] - Yellow Flag - Turn 1
09.39.54	16 J. CLUZEL	Lap Cancelled [1'47.400] - Yellow Flag - Turn 1
09.39.59	94 A. VERDOIA	Lap Cancelled [1'46.538] - Yellow Flag - Turn 1
09.40.04	28 G. VAN STRAALEN	Lap Cancelled [1'51.114] - Yellow Flag - Turn 1
09.42.04		End Of Session

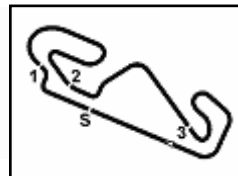
Fastest Laps Sequence

No.	Rider	Nat	Team	Bike	Local Time	Time	Gap	Avg
10	U. ORRADRE	ESP	MS Racing Yamaha WorldSSP	Yamaha YZF R6	09:28'46.336	1'47.568		155,857
50	D. VOSTATEK	CZE	MS Racing Yamaha WorldSSP	Yamaha YZF R6	09:28'46.703	1'47.496	-0.072	155,961
11	N. BULEGA	ITA	Aruba.it Racing WorldSSP Team	Ducati Panigale V2	09:29'18.707	1'47.483	-0.013	155,980
61	C. ONCU	TUR	Kawasaki Puccetti Racing	Kawasaki ZX-6R	09:29'21.660	1'47.120	-0.363	156,509
64	F. CARICASULO	ITA	Althea Racing	Ducati Panigale V2	09:30'46.901	1'46.960	-0.160	156,743
9	S. JESPERSEN	DEN	Kallio Racing	Yamaha YZF R6	09:30'47.823	1'46.919	-0.041	156,803
11	N. BULEGA	ITA	Aruba.it Racing WorldSSP Team	Ducati Panigale V2	09:31'05.308	1'46.601	-0.318	157,271
55	Y. MONTELLA	ITA	Kawasaki Puccetti Racing	Kawasaki ZX-6R	09:31'05.378	1'46.228	-0.373	157,823
61	C. ONCU	TUR	Kawasaki Puccetti Racing	Kawasaki ZX-6R	09:31'07.593	1'45.933	-0.295	158,262
77	D. AEGERTER	SUI	Ten Kate Racing Yamaha	Yamaha YZF R6	09:32'02.292	1'45.861	-0.072	158,370
61	C. ONCU	TUR	Kawasaki Puccetti Racing	Kawasaki ZX-6R	09:32'53.279	1'45.686	-0.175	158,632
77	D. AEGERTER	SUI	Ten Kate Racing Yamaha	Yamaha YZF R6	09:33'47.889	1'45.597	-0.089	158,766
61	C. ONCU	TUR	Kawasaki Puccetti Racing	Kawasaki ZX-6R	09:34'38.340	1'45.061	-0.536	159,576

Start 09:25 End 09:42 The results are provisional until the end of the time limit for protests and appeals and the completion of the technical checks.

These data/results cannot be reproduced, stored and/or transmitted in whole or in part by any manner of electronic, mechanical, photocopying, recording, broadcasting or otherwise now known or herein after developed without the previous express consent by the copyright owner, except for reproduction in daily press and regular printed publications on sale to the public within 60 days of the event related to those data/results and always provided that copyright symbol appears together as follows below.

© DORNA WSBK ORGANIZATION Srl 2022



Catalunya Round, 23-25 September 2022

Starting Grid - Race 2 [18 Laps x 4,657 km = 83,826 km]

Circuit de Barcelona 4.657 m

1	1	77 AEGERTER D. Yamaha 1'43.983	2	61 ONCU C. Kawasaki 1'45.061	3	64 CARICASULO F. Ducati 1'45.189
2	4	7 BALDASSARRI L. Yamaha 1'45.196	5	99 HUERTAS A. Kawasaki 1'45.239	6	3 DE ROSA R. Ducati 1'45.240
3	7	11 BULEGA N. Ducati 1'45.265	8	28 VAN STRAALEN G. Yamaha 1'45.290	9	55 MONTELLA Y. Kawasaki 1'45.338
4	10	66 TUULI N. MV Agusta 1'45.404	11	9 JESPERSEN S. Yamaha 1'45.601	12	25 BRENNER M. Yamaha 1'45.659
5	13	54 SOFUOGLU B. MV Agusta 1'45.690	14	52 HOBELSBERGER P. Yamaha 1'45.734	15	56 SEBESTYEN P. Yamaha 1'45.766
6	16	16 CLUZEL J. Yamaha 1'45.788	17	62 MANZI S. Triumph 1'45.855	18	76 GIRAL J. Ducati 1'45.912
7	19	94 VERDOIA A. Yamaha 1'46.017	20	50 VOSTATEK O. Yamaha 1'46.082	21	10 ORRADRE U. Yamaha 1'46.252
8	22	38 SOOMER H. Triumph 1'46.264	23	32 BAYLISS O. Ducati 1'46.278	24	69 BOOTH-AMOS T. Kawasaki 1'46.296
9	25	23 VINALES I. Ducati 1'46.432	26	24 TACCINI L. Yamaha 1'46.466	27	73 KOFLER M. Ducati 1'46.643
10	28	21 CURRIE B. Kawasaki 1'46.738	29	81 VIU A. Yamaha 1'46.888	30	6 BUIS J. Kawasaki 1'47.064
11	31	70 ALCOBA M. Yamaha 1'47.744	32	22 FULIGNI F. Ducati 1'47.848		

25/09/2022 The Race Director

These data/results cannot be reproduced, stored and/or transmitted in whole or in part by any manner of electronic, mechanical, photocopying, recording, broadcasting or otherwise now known or herein after developed without the previous express consent by the copyright owner, except for reproduction in daily press and regular printed publications on sale to the public within 60 days of the event related to those data/results and always provided that copyright symbol appears together as follows below. © DORNA WSBK ORGANIZATION Srl 2022

Catalunya Round, 23-25 September 2022
Best Sectors & Speed Warm Up

BEST LAP				
1	61	C. ONCU	Kawasaki ZX-6R	1'45.061
2	77	D. AEGERTER	Yamaha YZF R6	1'45.346
3	62	S. MANZI	Triumph Street Triple RS	1'45.577
4	66	N. TUULI	MV Agusta F3 800 RR	1'45.653
5	52	P. HOBELSBERGER	Yamaha YZF R6	1'45.746
6	55	Y. MONTELLA	Kawasaki ZX-6R	1'45.838
7	7	L. BALDASSARRI	Yamaha YZF R6	1'45.875
8	28	G. VAN STRAALLEN	Yamaha YZF R6	1'46.044
9	3	R. DE ROSA	Ducati Panigale V2	1'46.093
10	11	N. BULEGA	Ducati Panigale V2	1'46.142
11	16	J. CLUZEL	Yamaha YZF R6	1'46.146
12	38	H. SOOMER	Triumph Street Triple RS	1'46.190
13	9	S. JESPERSEN	Yamaha YZF R6	1'46.309
14	94	A. VERDOIA	Yamaha YZF R6	1'46.344
15	64	F. CARICASULO	Ducati Panigale V2	1'46.421
16	10	U. ORRADRE	Yamaha YZF R6	1'46.542
17	54	B. SOFUOGLU	MV Agusta F3 800 RR	1'46.543
18	25	M. BRENNER	Yamaha YZF R6	1'46.579
19	50	D. VOSTATEK	Yamaha YZF R6	1'46.753
20	32	D. BAYLISS	Ducati Panigale V2	1'46.841
21	23	I. VINALES	Ducati Panigale V2	1'46.929
22	69	T. BOOTH-AMOS	Kawasaki ZX-6R	1'46.936
23	24	L. TACCINI	Yamaha YZF R6	1'47.004
24	73	M. KOFLER	Ducati Panigale V2	1'47.102
25	81	A. VIU	Yamaha YZF R6	1'47.130
26	21	B. CURRIE	Kawasaki ZX-6R	1'47.159
27	6	J. BUIS	Kawasaki ZX-6R	1'47.166
28	22	F. FULIGNI	Ducati Panigale V2	1'47.189
29	56	P. SEBESTYEN	Yamaha YZF R6	1'47.220
30	99	A. HUERTAS	Kawasaki ZX-6R	1'47.297
31	76	J. GIRAL	Ducati Panigale V2	1'47.356
32	70	M. ALCOBA	Yamaha YZF R6	1'48.379

SPEED				
1	54	B. SOFUOGLU	MV Agusta F3 800 RR	280,5
2	61	C. ONCU	Kawasaki ZX-6R	280,5
3	56	P. SEBESTYEN	Yamaha YZF R6	279,8
4	23	I. VINALES	Ducati Panigale V2	279,8
5	55	Y. MONTELLA	Kawasaki ZX-6R	279,1
6	11	N. BULEGA	Ducati Panigale V2	278,4
7	62	S. MANZI	Triumph Street Triple RS	278,4
8	6	J. BUIS	Kawasaki ZX-6R	278,4
9	10	U. ORRADRE	Yamaha YZF R6	277,6
10	64	F. CARICASULO	Ducati Panigale V2	277,6
11	32	D. BAYLISS	Ducati Panigale V2	275,5
12	21	B. CURRIE	Kawasaki ZX-6R	275,5
13	94	A. VERDOIA	Yamaha YZF R6	274,8
14	66	N. TUULI	MV Agusta F3 800 RR	274,8
15	16	J. CLUZEL	Yamaha YZF R6	274,8
16	22	F. FULIGNI	Ducati Panigale V2	274,1
17	24	L. TACCINI	Yamaha YZF R6	274,1
18	76	J. GIRAL	Ducati Panigale V2	273,4
19	52	P. HOBELSBERGER	Yamaha YZF R6	273,4
20	7	L. BALDASSARRI	Yamaha YZF R6	273,4
21	73	M. KOFLER	Ducati Panigale V2	272,7
22	9	S. JESPERSEN	Yamaha YZF R6	272,7
23	38	H. SOOMER	Triumph Street Triple RS	272,7
24	99	A. HUERTAS	Kawasaki ZX-6R	272,7
25	25	M. BRENNER	Yamaha YZF R6	272,0
26	50	D. VOSTATEK	Yamaha YZF R6	272,0
27	77	D. AEGERTER	Yamaha YZF R6	272,0
28	69	T. BOOTH-AMOS	Kawasaki ZX-6R	271,4
29	81	A. VIU	Yamaha YZF R6	269,3
30	70	M. ALCOBA	Yamaha YZF R6	269,3
31	3	R. DE ROSA	Ducati Panigale V2	269,3
32	28	G. VAN STRAALLEN	Yamaha YZF R6	266,0

SEG. 1			
1	61	C. ONCU	18.653
2	7	L. BALDASSARRI	18.792
3	62	S. MANZI	18.835
4	54	B. SOFUOGLU	18.847
5	11	N. BULEGA	18.847
6	64	F. CARICASULO	18.880
7	52	P. HOBELSBERGER	18.881
8	55	Y. MONTELLA	18.896
9	16	J. CLUZEL	18.897
10	38	H. SOOMER	18.903
11	77	D. AEGERTER	18.910
12	94	A. VERDOIA	18.918
13	23	I. VINALES	18.922
14	66	N. TUULI	18.954
15	6	J. BUIS	18.963
16	50	D. VOSTATEK	18.977
17	32	D. BAYLISS	18.977
18	56	P. SEBESTYEN	18.983
19	10	U. ORRADRE	18.988
20	3	R. DE ROSA	18.994
21	9	S. JESPERSEN	19.004
22	73	M. KOFLER	19.011
23	25	M. BRENNER	19.060
24	76	J. GIRAL	19.077
25	24	L. TACCINI	19.079
26	99	A. HUERTAS	19.090
27	28	G. VAN STRAALLEN	19.103
28	21	B. CURRIE	19.104
29	22	F. FULIGNI	19.146
30	69	T. BOOTH-AMOS	19.148
31	70	M. ALCOBA	19.198
32	81	A. VIU	19.253

SEG. 2			
1	77	D. AEGERTER	32.070
2	61	C. ONCU	32.081
3	62	S. MANZI	32.136
4	55	Y. MONTELLA	32.139
5	66	N. TUULI	32.177
6	28	G. VAN STRAALLEN	32.222
7	52	P. HOBELSBERGER	32.248
8	16	J. CLUZEL	32.261
9	11	N. BULEGA	32.272
10	3	R. DE ROSA	32.279
11	7	L. BALDASSARRI	32.281
12	22	F. FULIGNI	32.353
13	64	F. CARICASULO	32.372
14	38	H. SOOMER	32.373
15	10	U. ORRADRE	32.389
16	9	S. JESPERSEN	32.392
17	25	M. BRENNER	32.399
18	54	B. SOFUOGLU	32.425
19	94	A. VERDOIA	32.447
20	21	B. CURRIE	32.448
21	23	I. VINALES	32.503
22	24	L. TACCINI	32.519
23	50	D. VOSTATEK	32.520
24	69	T. BOOTH-AMOS	32.525
25	6	J. BUIS	32.541
26	32	D. BAYLISS	32.612
27	56	P. SEBESTYEN	32.640
28	81	A. VIU	32.658
29	73	M. KOFLER	32.670
30	76	J. GIRAL	32.679
31	99	A. HUERTAS	32.748
32	70	M. ALCOBA	32.870

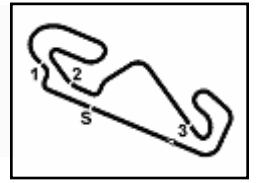
SEG. 3			
1	61	C. ONCU	22.360
2	77	D. AEGERTER	22.362
3	62	S. MANZI	22.418
4	52	P. HOBELSBERGER	22.461
5	66	N. TUULI	22.483
6	55	Y. MONTELLA	22.498
7	11	N. BULEGA	22.499
8	10	U. ORRADRE	22.533
9	7	L. BALDASSARRI	22.549
10	16	J. CLUZEL	22.579
11	94	A. VERDOIA	22.583
12	3	R. DE ROSA	22.585
13	9	S. JESPERSEN	22.595
14	28	G. VAN STRAALLEN	22.635
15	64	F. CARICASULO	22.654
16	50	D. VOSTATEK	22.660
17	23	I. VINALES	22.663
18	24	L. TACCINI	22.664
19	81	A. VIU	22.685
20	38	H. SOOMER	22.688
21	54	B. SOFUOGLU	22.732
22	76	J. GIRAL	22.742
23	6	J. BUIS	22.747
24	32	D. BAYLISS	22.757
25	56	P. SEBESTYEN	22.762
26	99	A. HUERTAS	22.767
27	25	M. BRENNER	22.772
28	73	M. KOFLER	22.806
29	21	B. CURRIE	22.860
30	22	F. FULIGNI	22.870
31	69	T. BOOTH-AMOS	22.875
32	70	M. ALCOBA	23.035

SEG. 4			
1	61	C. ONCU	31.836
2	77	D. AEGERTER	31.917
3	55	Y. MONTELLA	32.005
4	66	N. TUULI	32.006
5	7	L. BALDASSARRI	32.031
6	28	G. VAN STRAALLEN	32.044
7	62	S. MANZI	32.100
8	38	H. SOOMER	32.113
9	3	R. DE ROSA	32.134
10	52	P. HOBELSBERGER	32.150
11	11	N. BULEGA	32.205
12	94	A. VERDOIA	32.245
13	16	J. CLUZEL	32.256
14	9	S. JESPERSEN	32.293
15	64	F. CARICASULO	32.298
16	54	B. SOFUOGLU	32.300
17	25	M. BRENNER	32.331
18	21	B. CURRIE	32.359
19	69	T. BOOTH-AMOS	32.375
20	6	J. BUIS	32.392
21	24	L. TACCINI	32.401
22	10	U. ORRADRE	32.411
23	50	D. VOSTATEK	32.422
24	32	D. BAYLISS	32.427
25	81	A. VIU	32.453
26	23	I. VINALES	32.460
27	73	M. KOFLER	32.473
28	56	P. SEBESTYEN	32.561
29	99	A. HUERTAS	32.597
30	22	F. FULIGNI	32.615
31	76	J. GIRAL	32.616
32	70	M. ALCOBA	32.854

25/09/2022

These data/results cannot be reproduced, stored and/or transmitted in whole or in part by any manner of electronic, mechanical, photocopying, recording, broadcasting or otherwise now known or herein after developed without the previous express consent by the copyright owner, except for reproduction in daily press and regular printed publications on sale to the public within 60 days of the event related to those data/results and always provided that copyright symbol appears together as follows below.

© DORNA WSBK ORGANIZATION Srl 2022



Circuit de Barcelona 4.657 m

Catalunya Round, 23-25 September 2022
Ideal Times Warm Up

No. Rider	Nat	Bike	Seg. 1 Diff. 1	Seg. 2 Diff. 2	Seg. 3 Diff. 3	Seg. 4 Diff. 4	Ideal Time Best Lap	Pos.	Diff.
1 61 C. ONCU	TUR	Kawasaki ZX-6R	18.653 +0.049	32.081 +0.032	22.360 +0.050	31.836	1'44.930 1'45.061	1	0.131
2 77 D. AEGERTER	SUI	Yamaha YZF R6	18.910 +0.027	32.070	22.362	31.917 +0.060	1'45.259 1'45.346	2	0.087
3 62 S. MANZI	ITA	Triumph Street Triple RS	18.835	32.136 +0.066	22.418 +0.018	32.100 +0.004	1'45.489 1'45.577	3	0.088
4 55 Y. MONTELLA	ITA	Kawasaki ZX-6R	18.896 +0.023	32.139 +0.110	22.498 +0.167	32.005	1'45.538 1'45.838	6	0.300
5 66 N. TUULI	FIN	MV Agusta F3 800 RR	18.954	32.177	22.483 +0.033	32.006	1'45.620 1'45.653	4	0.033
6 7 L. BALDASSARRI	ITA	Yamaha YZF R6	18.792 +0.144	32.281	22.549	32.031 +0.078	1'45.653 1'45.875	7	0.222
7 52 P. HOBELSBERGER	GER	Yamaha YZF R6	18.881	32.248 +0.006	22.461	32.150	1'45.740 1'45.746	5	0.006
8 11 N. BULEGA	ITA	Ducati Panigale V2	18.847 +0.189	32.272 +0.021	22.499	32.205 +0.109	1'45.823 1'46.142	10	0.319
9 3 R. DE ROSA	ITA	Ducati Panigale V2	18.994 +0.049	32.279 +0.024	22.585 +0.028	32.134	1'45.992 1'46.093	9	0.101
10 16 J. CLUZEL	FRA	Yamaha YZF R6	18.897 +0.079	32.261	22.579 +0.074	32.256	1'45.993 1'46.146	11	0.153
11 28 G. VAN STRAALEN	NED	Yamaha YZF R6	19.103 +0.040	32.222	22.635	32.044	1'46.004 1'46.044	8	0.040
12 38 H. SOOMER	EST	Triumph Street Triple RS	18.903 +0.098	32.373 +0.009	22.688 +0.006	32.113	1'46.077 1'46.190	12	0.113
13 94 A. VERDOIA	FRA	Yamaha YZF R6	18.918 +0.095	32.447	22.583 +0.056	32.245	1'46.193 1'46.344	14	0.151
14 64 F. CARICASULO	ITA	Ducati Panigale V2	18.880	32.372 +0.186	22.654	32.298 +0.031	1'46.204 1'46.421	15	0.217
15 9 S. JESPERSEN	DEN	Yamaha YZF R6	19.004 +0.025	32.392	22.595	32.293	1'46.284 1'46.309	13	0.025
16 54 B. SOFUOGLU	TUR	MV Agusta F3 800 RR	18.847 +0.097	32.425	22.732	32.300 +0.142	1'46.304 1'46.543	17	0.239
17 10 U. ORRADRE	ESP	Yamaha YZF R6	18.988	32.389 +0.221	22.533	32.411	1'46.321 1'46.542	16	0.221
18 23 I. VINALES	ESP	Ducati Panigale V2	18.922 +0.198	32.503 +0.095	22.663 +0.088	32.460	1'46.548 1'46.929	21	0.381
19 25 M. BRENNER	SUI	Yamaha YZF R6	19.060	32.399	22.772 +0.017	32.331	1'46.562 1'46.579	18	0.017
20 50 D. VOSTATEK	CZE	Yamaha YZF R6	18.977	32.520 +0.067	22.660 +0.066	32.422 +0.041	1'46.579 1'46.753	19	0.174
21 6 J. BUIS	NED	Kawasaki ZX-6R	18.963 +0.209	32.541	22.747 +0.201	32.392 +0.113	1'46.643 1'47.166	27	0.523
22 24 L. TACCINI	ITA	Yamaha YZF R6	19.079 +0.076	32.519	22.664 +0.057	32.401 +0.208	1'46.663 1'47.004	23	0.341
23 21 B. CURRIE	AUS	Kawasaki ZX-6R	19.104 +0.144	32.448 +0.244	22.860	32.359	1'46.771 1'47.159	26	0.388
24 32 D. BAYLISS	AUS	Ducati Panigale V2	18.977	32.612 +0.021	22.757	32.427 +0.047	1'46.773 1'46.841	20	0.068
25 69 T. BOOTH-AMOS	GBR	Kawasaki ZX-6R	19.148	32.525	22.875 +0.013	32.375	1'46.923 1'46.936	22	0.013
26 56 P. SEBESTYEN	HUN	Yamaha YZF R6	18.983 +0.117	32.640	22.762 +0.082	32.561 +0.075	1'46.946 1'47.220	29	0.274
27 73 M. KOFLER	AUT	Ducati Panigale V2	19.011 +0.142	32.670	22.806	32.473	1'46.960 1'47.102	24	0.142
28 22 F. FULIGNI	ITA	Ducati Panigale V2	19.146 +0.078	32.353	22.870	32.615 +0.127	1'46.984 1'47.189	28	0.205
29 81 A. VIU	ESP	Yamaha YZF R6	19.253	32.658	22.685	32.453 +0.081	1'47.049 1'47.130	25	0.081
30 76 J. GIRAL	ESP	Ducati Panigale V2	19.077 +0.051	32.679	22.742 +0.022	32.616 +0.169	1'47.114 1'47.356	31	0.242
31 99 A. HUERTAS	ESP	Kawasaki ZX-6R	19.090 +0.038	32.748	22.767 +0.057	32.597	1'47.202 1'47.297	30	0.095
32 70 M. ALCOBA	ESP	Yamaha YZF R6	19.198 +0.184	32.870 +0.208	23.035 +0.030	32.854	1'47.957 1'48.379	32	0.422
Overall Ideal Time			18.653	32.070	22.360	31.836	1'44.919		

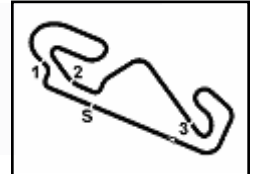
25/09/2022

These data/results cannot be reproduced, stored and/or transmitted in whole or in part by any manner of electronic, mechanical, photocopying, recording, broadcasting or otherwise now known or herein after developed without the previous express consent by the copyright owner, except for reproduction in daily press and regular printed publications on sale to the public within 60 days of the event related to those data/results and always provided that copyright symbol appears together as follows below.

© DORNA WSBK ORGANIZATION Srl 2022

FIGR PERUGIA TIMING





Catalunya Round, 23-25 September 2022
Chronological Analysis Warm Up

1° 61 C. ONCU [1'45.061]							
Lap	Seg1	Seg2	Seg3	Seg4	Lap Time	km/h	Local Time
1		35.862	23.559	33.272		174,2	9:27'34.540
2	19.273	32.668	22.773	32.406	1'47.120	270,0	9:29'21.660
3	18.929	32.260	22.697	32.047	1'45.933	270,7	9:31'07.593
4	18.910	32.126	22.622	32.028	1'45.686	273,4	9:32'53.279
5	18.702	32.113	22.410	31.836	1'45.061	280,5	9:34'38.340
6	18.653	32.081	22.500	31.992	1'45.226	279,1	9:36'23.566
7	19.916	34.298	22.644	32.191	1'49.049C	272,0	9:38'12.615
8	18.900	32.132	22.403	32.340	1'45.775	273,4	9:39'58.390
9	18.720	32.192	22.360	32.205	1'45.477	277,6	9:41'43.867

2° 77 D. AEGERTER [1'45.346]							
Lap	Seg1	Seg2	Seg3	Seg4	Lap Time	km/h	Local Time
1		35.387	23.543	33.541		146,9	9:28'29.300
2	19.516	32.655	22.603	32.357	1'47.131	266,7	9:30'16.431
3	19.122	32.278	22.398	32.063	1'45.861	268,7	9:32'02.292
4	19.058	32.225	22.397	31.917	1'45.597	269,3	9:33'47.889
5	18.924	32.211	22.559	32.080	1'45.774	272,0	9:35'33.663
6	18.978	32.138	22.389	32.015	1'45.520	268,7	9:37'19.183
7	18.937	32.070	22.362	31.977	1'45.346	268,0	9:39'04.529
8	18.910	32.097	22.395	31.977	1'45.379	268,7	9:40'49.908

3° 62 S. MANZI [1'45.577]							
Lap	Seg1	Seg2	Seg3	Seg4	Lap Time	km/h	Local Time
1		35.250	23.721	34.066		175,3	9:27'14.243
2	19.798	33.656	22.842	32.498	1'48.794	278,4	9:29'03.037
3	19.293	33.068	22.726	32.281	1'47.368	273,4	9:30'50.405
4	19.063	32.470	22.612	32.133	1'46.278	274,1	9:32'36.683
5	19.030	32.483	22.487	32.100	1'46.100	272,7	9:34'22.783
6	18.835	32.202	22.436	32.104	1'45.577	273,4	9:36'08.360
7	18.837	32.297	22.418	32.062	1'45.614C	275,5	9:37'53.974
8	18.994	32.136	22.567	32.203	1'45.900	272,7	9:39'39.874
9	19.001	32.358	22.613	32.160	1'46.132	270,0	9:41'26.006

4° 66 N. TUULI [1'45.653]							
Lap	Seg1	Seg2	Seg3	Seg4	Lap Time	km/h	Local Time
1		34.229	23.279	33.065		177,9	9:27'39.879
2	19.268	32.732	22.776	32.636	1'47.412	272,0	9:29'27.291
3	19.097	32.499	22.712	32.300	1'46.608	270,0	9:31'13.899
4	19.057	32.321	22.577	32.126	1'46.081	272,0	9:32'59.980
5	18.954	32.177	22.516	32.006	1'45.653	272,0	9:34'45.633
6	19.046	32.385	22.555	32.235	1'46.221	271,4	9:36'31.854
7	19.048	32.383	22.517	32.263	1'46.211	274,8	9:38'18.065
8	19.112	32.354	22.483	32.301	1'46.250	269,3	9:40'04.315

5° 52 P. HOBELSBERGER [1'45.746]							
Lap	Seg1	Seg2	Seg3	Seg4	Lap Time	km/h	Local Time
1		36.310	23.664	33.270		163,1	9:27'35.787
2	19.456	32.580	22.663	32.450	1'47.149	267,3	9:29'22.936
3	19.118	32.393	22.481	32.434	1'46.426	268,7	9:31'09.362
4	18.881	32.254	22.461	32.150	1'45.746	273,4	9:32'55.108
5	19.016	32.343	22.506	33.887	1'47.752	270,7	9:34'42.860
6	19.041	32.248	22.511	32.441	1'46.241	269,3	9:36'29.101
7	59.084	45.855	26.444	52.534	3'03.917P	268,0	9:39'33.018

6° 55 Y. MONTELLA [1'45.838]							
Lap	Seg1	Seg2	Seg3	Seg4	Lap Time	km/h	Local Time
1		34.553	24.237	40.440		145,0	9:27'29.271
2	19.132	32.758	22.885	35.104	1'49.879	276,2	9:29'19.150
3	19.048	32.345	22.616	32.219	1'46.228	276,9	9:31'05.378
4	19.108	32.721	22.677	32.362	1'46.868	274,1	9:32'52.246

5	18.991	32.315	22.498	32.206	1'46.010	276,2	9:34'38.256
6	18.919	32.249	22.665	32.005	1'45.838	279,1	9:36'24.094
7	18.913	32.139	22.658	32.176	1'45.886	274,8	9:38'09.980
8	18.957	32.182	22.622	35.382	1'49.143	276,9	9:39'59.123
9	18.896	32.312	22.704	32.198	1'46.110	275,5	9:41'45.233

7° 7 L. BALDASSARRI [1'45.875]							
Lap	Seg1	Seg2	Seg3	Seg4	Lap Time	km/h	Local Time
1		35.950	24.148	34.287		151,7	9:28'20.812
2	19.802	33.974	23.252	33.557	1'50.585	266,0	9:30'11.397
3	19.450	33.171	22.991	32.626	1'48.238	268,0	9:31'59.635
4	19.142	32.764	22.871	33.021	1'47.798	268,7	9:33'47.433
5	18.888	32.477	23.064	32.031	1'46.460	269,3	9:35'33.893
6	18.936	32.281	22.549	32.109	1'45.875	272,7	9:37'19.768
7	18.792	32.322	22.558	33.676	1'47.348	273,4	9:39'07.116
8	19.192	34.894	24.044	34.116	1'52.246	266,0	9:40'59.362

8° 28 G. VAN STRAALEN [1'46.044]							
Lap	Seg1	Seg2	Seg3	Seg4	Lap Time	km/h	Local Time
1		34.966	24.128	33.395		129,2	9:27'43.937
2	19.790	32.854	22.887	32.374	1'47.905	266,0	9:29'31.842
3	19.370	32.446	22.774	32.100	1'46.690	266,0	9:31'18.532
4	19.156	32.387	22.747	34.614	1'48.904	266,0	9:33'07.436
5	19.141	32.459	22.880	32.189	1'46.669	266,0	9:34'54.105
6	19.112	32.311	22.801	32.059	1'46.283	265,4	9:36'40.388
7	19.103	36.922	22.911	32.178	1'51.114C	266,0	9:38'31.502
8	19.143	32.222	22.635	32.044	1'46.044	265,4	9:40'17.546

9° 3 R. DE ROSA [1'46.093]							
Lap	Seg1	Seg2	Seg3	Seg4	Lap Time	km/h	Local Time
1		35.786	23.942	34.008		178,8	9:27'48.561
2	19.756	33.244	23.130	32.852	1'48.982	266,0	9:29'37.543
3	19.323	32.617	22.644	32.457	1'47.041	266,7	9:31'24.584
4	19.316	32.409	22.856	32.414	1'46.995	267,3	9:33'11.579
5	19.170	32.407	22.699	32.155	1'46.431C	267,3	9:34'58.010
6	19.043	32.303	22.613	32.134	1'46.093	269,3	9:36'44.103
7	19.031	32.279	22.652	32.228	1'46.190C	267,3	9:38'30.293
8	18.994	32.369	22.585	32.152	1'46.100	268,0	9:40'16.393

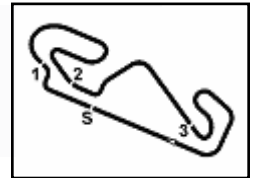
10° 11 N. BULEGA [1'46.142]							
Lap	Seg1	Seg2	Seg3	Seg4	Lap Time	km/h	Local Time
1		34.338	23.627	40.951		180,6	9:27'31.224
2	19.427	32.782	22.718	32.556	1'47.483	274,1	9:29'18.707
3	19.000	32.474	22.639	32.488	1'46.601	275,5	9:31'05.308
4	19.068	32.369	22.591	32.289	1'46.317	274,8	9:32'51.625
5	19.036	32.293	22.499	32.314	1'46.142	272,7	9:34'37.767
6	18.914	33.853	22.792	32.341	1'47.900	272,7	9:36'25.667
7	18.884	32.273	22.585	32.421	1'46.163	274,1	9:38'11.830
8	19.138	32.272	22.545	32.205	1'46.160	273,4	9:39'57.990
9	18.847	32.712	22.610	32.534	1'46.703	278,4	9:41'44.693

11° 16 J. CLUZEL [1'46.146]							
Lap	Seg1	Seg2	Seg3	Seg4	Lap Time	km/h	Local Time
1		34.809	24.228	33.545		185,2	9:27'51.675
2	19.218	32.672	22.716	32.646	1'47.252	268,7	9:29'38.927
3	19.010	32.517	22.651	32.325	1'46.503	270,7	9:31'25.430
4	18.993	34.329	22.995	32.410	1'48.727	270,0	9:33'14.157
5	19.015	32.341	22.736	32.301	1'46.393	270,0	9:35'00.550
6	18.976	32.261	22.653	32.256	1'46.146	270,7	9:36'46.696
7	19.060	33.120	22.782	32.438	1'47.400C	270,0	9:38'34.096
8	18.897	32.418	22.579	32.300	1'46.194	274,8	9:40'20.290

25/09/2022 P = Pits In/Out - C = Lap Time Cancelled

These data/results cannot be reproduced, stored and/or transmitted in whole or in part by any manner of electronic, mechanical, photocopying, recording, broadcasting or otherwise now known or herein after developed without the previous express consent by the copyright owner, except for reproduction in daily press and regular printed publications on sale to the public within 60 days of the event related to those data/results and always provided that copyright symbol appears together as follows below.

© DORNA WSBK ORGANIZATION Srl 2022



Catalunya Round, 23-25 September 2022

Chronological Analysis Warm Up

12° 38 H. SOOMER [1'46.190]							
Lap	Seg.1	Seg.2	Seg.3	Seg.4	Lap Time	km/h	Local Time
1		37.036	24.382	33.191	131,4	9:27'12.172	
2	19.507	32.981	22.868	32.493	1'47.849	267,3	9:29'00.021
3	19.354	32.524	22.772	32.384	1'47.034	270,0	9:30'47.055
4	19.037	32.658	22.688	32.204	1'46.587	272,7	9:32'33.642
5	19.068	32.542	22.887	32.218	1'46.715	268,7	9:34'20.357
6	18.903	32.527	22.713	32.192	1'46.335	271,4	9:36'06.692
7	19.028	32.622	22.727	32.417	1'46.794C	272,7	9:37'53.486
8	19.092	32.373	22.805	32.298	1'46.568	265,4	9:39'40.054
9	19.001	32.382	22.694	32.113	1'46.190	272,7	9:41'26.244

13° 9 S. JESPERSEN [1'46.309]							
Lap	Seg.1	Seg.2	Seg.3	Seg.4	Lap Time	km/h	Local Time
1		37.665	24.140	33.395		190,1	9:27'12.987
2	19.404	32.945	22.978	32.590	1'47.917	272,7	9:29'00.904
3	19.129	32.475	22.764	32.551	1'46.919	271,4	9:30'47.823
4	19.154	32.500	22.755	32.392	1'46.801	270,0	9:32'34.624
5	19.004	32.515	22.682	32.310	1'46.511	270,7	9:34'21.135
6	19.029	32.392	22.595	32.293	1'46.309	270,7	9:36'07.444
7	19.038	34.596	25.471	34.514	1'53.619	270,0	9:38'01.063
8	19.666	35.236	23.043	35.916	1'53.861	268,0	9:39'54.924
9	19.211	32.806	22.766	32.652	1'47.435	272,7	9:41'42.359

14° 94 A. VERDOIA [1'46.344]							
Lap	Seg.1	Seg.2	Seg.3	Seg.4	Lap Time	km/h	Local Time
1		34.597	24.227	33.489		195,7	9:27'51.825
2	19.327	32.800	22.705	32.593	1'47.425	268,0	9:29'39.250
3	18.980	32.626	22.583	32.284	1'46.473	274,8	9:31'25.723
4	18.963	34.192	23.015	32.425	1'48.595	272,7	9:33'14.318
5	19.013	32.447	22.639	32.245	1'46.344	269,3	9:35'00.662
6	19.012	32.454	22.642	32.304	1'46.412	271,4	9:36'47.074
7	18.918	32.551	22.598	32.471	1'46.538C	272,7	9:38'33.612
8	19.049	32.572	22.614	32.778	1'47.013	270,0	9:40'20.625

15° 64 F. CARICASULO [1'46.421]							
Lap	Seg.1	Seg.2	Seg.3	Seg.4	Lap Time	km/h	Local Time
1		35.890	23.975	33.310		178,8	9:27'12.044
2	19.306	33.013	22.987	32.591	1'47.897	272,7	9:28'59.941
3	19.003	32.616	22.855	32.486	1'46.960	274,1	9:30'46.901
4	18.923	32.590	22.743	32.385	1'46.641	273,4	9:32'33.542
5	18.929	32.543	22.771	32.298	1'46.541	272,7	9:34'20.083
6	18.880	32.558	22.654	32.329	1'46.421	272,7	9:36'06.504
7	18.891	36.228	26.440	45.562	2'07.121	272,7	9:38'13.625
8	19.098	32.372	22.695	32.556	1'46.721	277,6	9:40'00.346

16° 10 U. ORRADRE [1'46.542]							
Lap	Seg.1	Seg.2	Seg.3	Seg.4	Lap Time	km/h	Local Time
1		34.621	23.105	33.035		187,2	9:26'58.768
2	19.433	32.666	22.933	32.536	1'47.568	262,8	9:28'46.336
3	19.185	32.389	22.616	32.339	1'46.529C	265,4	9:30'32.865
4	19.197	32.521	22.592	32.436	1'46.746	266,7	9:32'19.611
5	19.117	32.534	22.646	32.430	1'46.727	266,7	9:34'06.338
6	19.031	32.505	22.722	32.417	1'46.675	266,7	9:35'53.013
7	23.954	45.297	25.593	42.143	2'16.987	266,0	9:38'10.000
8	19.140	32.701	22.669	32.963	1'47.473	277,6	9:39'57.473
9	18.988	32.610	22.533	32.411	1'46.542	271,4	9:41'44.015

17° 54 B. SOFUOGLU [1'46.543]							
Lap	Seg.1	Seg.2	Seg.3	Seg.4	Lap Time	km/h	Local Time
1		39.793	24.533	37.921		153,2	9:27'19.692
2	19.715	33.265	23.139	33.124	1'49.243	272,0	9:29'08.935

3	19.069	32.919	22.868	32.774	1'47.630	274,8	9:30'56.565
4	19.069	32.755	22.741	32.300	1'46.865	274,1	9:32'43.430
5	18.944	32.425	22.732	32.442	1'46.543	274,1	9:34'29.973
6	18.847	32.586	22.851	32.325	1'46.609	276,9	9:36'16.582
7	18.879	32.974	22.822	32.653	1'47.328	280,5	9:38'03.910
8	18.913	32.557	23.150	50.096	2'04.716P	272,7	9:40'08.626

18° 25 M. BRENNER [1'46.579]							
Lap	Seg.1	Seg.2	Seg.3	Seg.4	Lap Time	km/h	Local Time
1		34.157	23.488	33.092		178,8	9:27'37.304
2	19.247	32.588	22.860	32.721	1'47.416	269,3	9:29'24.720
3	19.120	32.631	22.878	32.399	1'47.028	268,7	9:31'11.748
4	19.060	32.399	22.789	32.331	1'46.579	268,7	9:32'58.327
5	19.085	32.553	22.937	34.674	1'49.249	268,7	9:34'47.576
6	19.081	32.454	22.835	35.145	1'49.515	272,0	9:36'37.091
7	19.213	32.570	22.991	33.743	1'48.517	267,3	9:38'25.608
8	19.188	32.440	22.772	32.675	1'47.075	272,0	9:40'12.683

19° 50 O. VOSTATEK [1'46.753]							
Lap	Seg.1	Seg.2	Seg.3	Seg.4	Lap Time	km/h	Local Time
1		34.533	23.067	32.829		191,2	9:26'59.207
2	19.546	32.832	22.696	32.422	1'47.496	269,3	9:28'46.703
3	19.179	32.520	22.660	32.654	1'47.013C	272,0	9:30'33.716
4	19.173	32.705	22.661	32.469	1'47.008	270,0	9:32'20.724
5	19.130	32.611	22.742	32.463	1'46.946	270,0	9:34'07.670
6	18.977	32.587	22.726	32.463	1'46.753	270,0	9:35'54.423
7	22.921	39.243	23.237	34.634	2'00.035	270,0	9:37'54.458
8	19.043	33.345	23.058	47.272	2'02.718P	272,0	9:39'57.176

20° 32 O. BAYLISS [1'46.841]							
Lap	Seg.1	Seg.2	Seg.3	Seg.4	Lap Time	km/h	Local Time
1		36.186	23.911	33.413		173,1	9:27'12.564
2	19.569	33.080	23.413	32.592	1'48.654	274,1	9:29'01.218
3	19.131	42.656	23.641	32.663	1'58.091	275,5	9:30'59.309
4	19.212	32.782	22.822	32.500	1'47.316	270,0	9:32'46.625
5	19.250	32.696	22.888	32.570	1'47.404	270,7	9:34'34.029
6	19.138	32.616	23.059	32.427	1'47.240	272,0	9:36'21.269
7	19.239	32.631	22.864	32.513	1'47.247	270,7	9:38'08.516
8	19.171	32.612	22.859	32.824	1'47.466	274,1	9:39'55.982
9	18.977	32.633	22.757	32.474	1'46.841	274,8	9:41'42.823

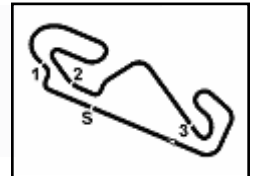
21° 23 I. VINALES [1'46.929]							
Lap	Seg.1	Seg.2	Seg.3	Seg.4	Lap Time	km/h	Local Time
1		37.019	24.197	34.218		154,3	9:27'14.097
2	20.369	35.280	23.814	33.213	1'52.676	271,4	9:29'06.773
3	19.478	32.955	22.842	32.722	1'47.997	270,0	9:30'54.770
4	19.302	32.582	22.765	32.494	1'47.143	268,0	9:32'41.913
5	19.120	32.598	22.751	32.460	1'46.929	269,3	9:34'28.842
6	19.010	32.536	22.885	32.760	1'47.191	271,4	9:36'16.033
7	19.068	32.745	22.852	37.206	1'51.871	270,7	9:38'07.904
8	19.216	32.503	22.663	32.763	1'47.145	269,3	9:39'55.049
9	18.922	32.588	22.781	32.761	1'47.052	279,8	9:41'42.101

22° 69 T. BOOTH-AMOS [1'46.936]							
Lap	Seg.1	Seg.2	Seg.3	Seg.4	Lap Time	km/h	Local Time
1		35.783	23.613	33.169		171,7	9:27'34.689
2	19.349	32.781	22.953	32.456	1'47.539	271,4	9:29'22.228
3	19.148	32.525	22.888	32.375	1'46.936	269,3	9:31'09.164
4	19.321	32.602	22.879	32.738	1'47.540	269,3	9:32'56.704
5	19.163	32.608	22.918	32.565	1'47.254	269,3	9:34'43.958
6	19.165	32.650	22.875	32.730	1'47.420	268,0	9:36'31.378
7	19.706	32.965	23.142	34.798	1'50.611	268,0	9:38'21.989

25/09/2022 P = Pits In/Out - C = Lap Time Cancelled

These data/results cannot be reproduced, stored and/or transmitted in whole or in part by any manner of electronic, mechanical, photocopying, recording, broadcasting or otherwise now known or herein after developed without the previous express consent by the copyright owner, except for reproduction in daily press and regular printed publications on sale to the public within 60 days of the event related to those data/results and always provided that copyright symbol appears together as follows below.

© DORNA WSBK ORGANIZATION Srl 2022



Catalunya Round, 23-25 September 2022
Chronological Analysis Warm Up

23° 24 L. TACCINI [1'47.004]							
Lap	Seg.1	Seg.2	Seg.3	Seg.4	Lap Time	km/h	Local Time
1		39.240	25.132	34.522		143,2	9:27'13.674
2	20.264	34.009	22.993	32.718	1'49.984C	268,0	9:29'03.658
3	19.645	32.961	22.874	32.466	1'47.946	270,0	9:30'51.604
4	19.395	32.802	22.867	32.401	1'47.465	269,3	9:32'39.069
5	19.155	32.519	22.721	32.609	1'47.004	269,3	9:34'26.073
6	19.471	32.889	25.421	33.352	1'51.133	267,3	9:36'17.206
7	19.079	32.644	22.664	32.972	1'47.359	274,1	9:38'04.565
8	19.160	32.645	22.825	32.753	1'47.383	266,7	9:39'51.948
9	19.271	32.850	22.890	32.930	1'47.941	266,7	9:41'39.889

24° 73 M. KOFLER [1'47.102]							
Lap	Seg.1	Seg.2	Seg.3	Seg.4	Lap Time	km/h	Local Time
1		34.238	23.345	36.416		198,2	9:27'28.795
2	19.357	33.243	23.100	33.032	1'48.732	271,4	9:29'17.527
3	19.158	32.836	22.891	32.786	1'47.671	270,0	9:31'05.198
4	19.441	32.860	22.889	32.670	1'47.860	271,4	9:32'53.058
5	19.153	32.670	22.806	32.473	1'47.102	272,0	9:34'40.160
6	19.220	33.134	23.251	34.046	1'49.651	270,7	9:36'29.811
7	20.131	34.503	23.002	35.204	1'52.840	272,7	9:38'22.651
8	19.011	32.820	23.022	35.384	1'50.237	272,7	9:40'12.888

25° 81 A. VIU [1'47.130]							
Lap	Seg.1	Seg.2	Seg.3	Seg.4	Lap Time	km/h	Local Time
1		34.514	23.438	33.233		168,0	9:27'39.672
2	19.692	32.822	22.846	32.664	1'48.024	262,8	9:29'27.696
3	19.253	32.658	22.685	32.534	1'47.130	269,3	9:31'14.826
4	19.304	32.707	22.821	32.574	1'47.406	266,0	9:33'02.232
5	21.509	35.918	22.737	32.453	1'52.617	264,1	9:34'54.849
6	19.325	35.542	27.612	50.251	2'12.730P	263,4	9:37'07.579

26° 21 B. CURRIE [1'47.159]							
Lap	Seg.1	Seg.2	Seg.3	Seg.4	Lap Time	km/h	Local Time
1		34.877	24.042	33.717		179,4	9:27'14.681
2	19.869	33.811	23.270	32.645	1'49.595	272,7	9:29'04.276
3	19.393	32.971	23.020	32.440	1'47.824	272,0	9:30'52.100
4	19.248	32.692	22.860	32.359	1'47.159	271,4	9:32'39.259
5	19.233	32.448	23.012	32.530	1'47.223	274,1	9:34'26.482
6	19.312	36.182	23.168	32.841	1'51.503	270,7	9:36'17.985
7	19.158	32.540	22.981	32.602	1'47.281	272,7	9:38'05.266
8	19.104	35.002	35.536	42.858	2'12.500P	275,5	9:40'17.766

27° 6 J. BUIS [1'47.166]							
Lap	Seg.1	Seg.2	Seg.3	Seg.4	Lap Time	km/h	Local Time
1		35.372	23.577	33.995		183,4	9:27'07.811
2	24.449	36.746	22.895	33.104	1'57.194	262,1	9:29'05.005
3	19.268	32.798	22.759	32.450	1'47.275	273,4	9:30'52.280
4	19.226	32.803	22.747	32.392	1'47.168	278,4	9:32'39.448
5	19.172	32.541	22.948	32.505	1'47.166	277,6	9:34'26.614
6	18.963	33.054	23.089	32.632	1'47.738	274,8	9:36'14.352
7	21.043	35.006	22.958	32.698	1'51.705	266,0	9:38'06.057
8	19.138	32.876	22.935	32.849	1'47.798	270,7	9:39'53.855
9	19.258	32.949	23.077	32.658	1'47.942	266,7	9:41'41.797

28° 22 F. FULIGNI [1'47.189]							
Lap	Seg.1	Seg.2	Seg.3	Seg.4	Lap Time	km/h	Local Time
1		35.200	23.655	33.506		162,9	9:27'36.382
2	19.578	32.863	23.149	33.144	1'48.734	268,7	9:29'25.116

3	19.308	32.518	22.904	32.615	1'47.345	271,4	9:31'12.461
4	19.167	32.570	22.983	32.707	1'47.427	271,4	9:32'59.888
5	19.224	32.353	22.870	32.742	1'47.189	271,4	9:34'47.077
6	19.177	32.561	22.995	35.677	1'50.410	270,0	9:36'37.487
7	19.166	32.448	22.983	33.048	1'47.645	274,1	9:38'25.132
8	19.146	32.506	22.904	32.774	1'47.330	269,3	9:40'12.462

29° 56 P. SEBESTYEN [1'47.220]							
Lap	Seg.1	Seg.2	Seg.3	Seg.4	Lap Time	km/h	Local Time
1		38.682	24.490	34.417		157,2	9:27'13.997
2	20.156	33.909	23.102	32.955	1'50.122	271,4	9:29'04.119
3	19.318	32.950	22.960	37.894	1'53.122	272,0	9:30'57.241
4	19.210	32.946	22.762	32.768	1'47.686	270,7	9:32'44.927
5	19.193	32.782	22.961	32.651	1'47.587	269,3	9:34'32.514
6	19.133	32.752	22.920	32.561	1'47.366	268,7	9:36'19.880
7	19.100	32.640	22.844	32.636	1'47.220	269,3	9:38'07.100
8	18.983	32.800	22.844	32.693	1'47.320	279,8	9:39'54.420
9	19.151	32.756	22.941	32.664	1'47.512	271,4	9:41'41.932

30° 99 A. HUERTAS [1'47.297]							
Lap	Seg.1	Seg.2	Seg.3	Seg.4	Lap Time	km/h	Local Time
1		34.308	23.072	36.426		193,2	9:27'28.159
2	19.526	33.012	23.007	32.730	1'48.275	266,7	9:29'16.434
3	19.213	32.955	22.940	34.989	1'50.097	268,0	9:31'06.531
4	19.108	32.781	22.767	33.024	1'47.680C	272,7	9:32'54.211
5	19.128	32.748	22.824	32.597	1'47.297	272,7	9:34'41.508
6	19.090	32.851	22.797	32.811	1'47.549	271,4	9:36'29.057
7	20.236	35.698	22.860	46.020	2'04.814P	270,7	9:38'33.871

31° 76 J. GIRAL [1'47.356]							
Lap	Seg.1	Seg.2	Seg.3	Seg.4	Lap Time	km/h	Local Time
1		38.368	24.511	36.617		152,5	9:27'14.646
2	20.060	33.947	23.200	33.080	1'50.287	270,0	9:29'04.933
3	19.547	32.862	22.807	32.616	1'47.832	270,0	9:30'52.765
4	19.136	32.772	22.742	32.756	1'47.406	273,4	9:32'40.171
5	19.128	32.679	22.764	32.785	1'47.356	270,0	9:34'27.527
6	19.077	33.054	23.333	32.965	1'48.429	272,7	9:36'15.956
7	19.352	32.939	23.021	33.250	1'48.562	269,3	9:38'04.518
8	19.396	33.060	23.108	33.729	1'49.293	266,7	9:39'53.811
9	20.590	37.177	24.188	34.789	1'56.744	265,4	9:41'50.555

32° 70 M. ALCOBA [1'48.379]							
Lap	Seg.1	Seg.2	Seg.3	Seg.4	Lap Time	km/h	Local Time
1		34.634	23.584	33.343		172,8	9:27'02.741
2	19.860	33.438	23.230	33.036	1'49.564	263,4	9:28'52.305
3	19.556	34.889	23.845	38.441	1'56.731	262,8	9:30'49.036
4	19.478	33.139	23.426	32.986	1'49.029	267,3	9:32'38.065
5	19.382	33.078	23.065	32.854	1'48.379	265,4	9:34'26.444
6	19.469	32.870	23.192	32.904	1'48.435	269,3	9:36'14.879
7	20.916	34.919	23.048	33.067	1'51.950	264,1	9:38'06.829
8	19.378	33.039	23.070	33.304	1'48.791	269,3	9:39'55.620
9	19.198	33.189	23.035	32.965	1'48.387	268,7	9:41'44.007

25/09/2022 P = Pits In/Out - C = Lap Time Cancelled

These data/results cannot be reproduced, stored and/or transmitted in whole or in part by any manner of electronic, mechanical, photocopying, recording, broadcasting or otherwise now known or herein after developed without the previous express consent by the copyright owner, except for reproduction in daily press and regular printed publications on sale to the public within 60 days of the event related to those data/results and always provided that copyright symbol appears together as follows below.

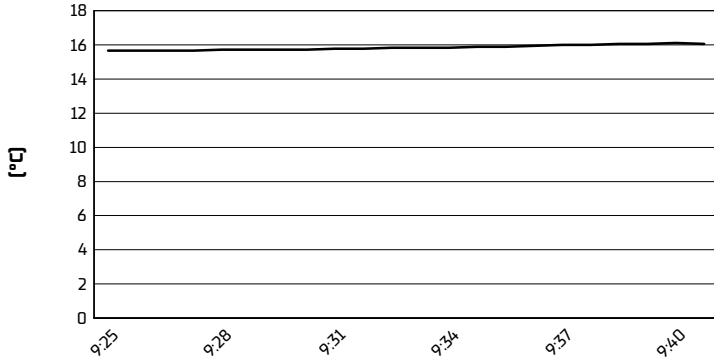
© DORNA WSBK ORGANIZATION Srl 2022

Catalunya Round, 23-25 September 2022

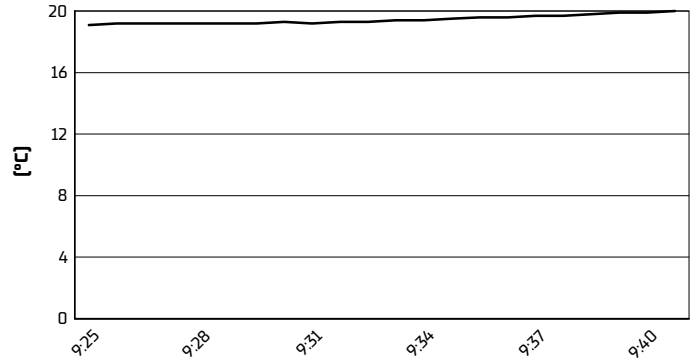
Weather Report Warm Up

Session started 09:25 - Session ended 9:42

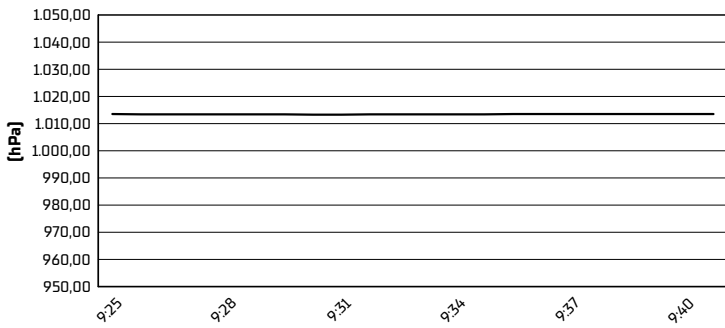
Air Temperature



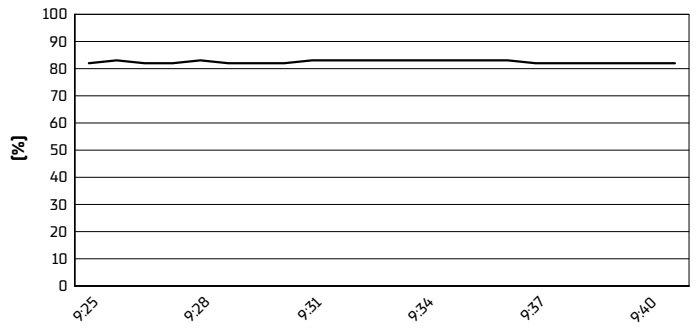
Track Temperature



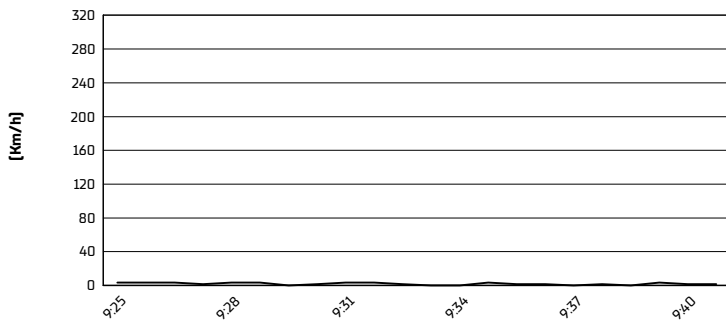
Air Pressure



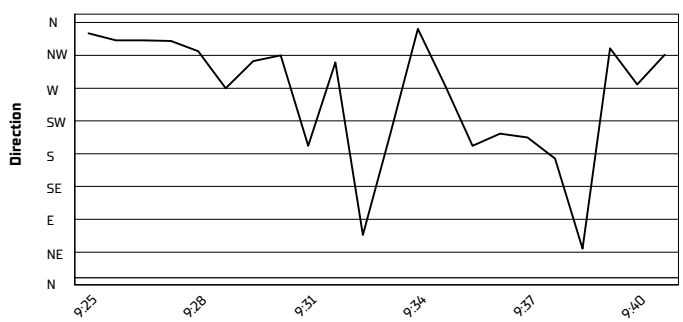
Humidity



Wind Speed



Wind Direction



25/09/2022

These data/results cannot be reproduced, stored and/or transmitted in whole or in part by any manner of electronic, mechanical, photocopying, recording, broadcasting or otherwise now known or herein after developed without the previous express consent by the copyright owner, except for reproduction in daily press and regular printed publications on sale to the public within 60 days of the event related to those data/results and always provided that copyright symbol appears together as follows below.

© DORNA WSBK ORGANIZATION Srl 2022