

Autodrom Most 4.212 m

Prosecco DOC Czech Round, 29-31 July 2022
Chronological Analysis Race 1

Start at 14:00'20.498

1 / 5

1° 19 A. BAUTISTA [1'31.998]							
Lap	Seg1	Seg2	Seg3	Seg4	Lap Time	km/h	Local Time
1		23.255	24.299	22.810	1'37.441		14:01'57.939
2	22.325	23.134	24.198	22.698	1'32.355	294,8	14:03'30.294
3	22.250	23.229	24.099	22.666	1'32.244	296,4	14:05'02.538
4	22.118	23.138	24.158	22.734	1'32.148	299,7	14:06'34.686
5	22.095	23.012	24.353	22.779	1'32.239	297,2	14:08'06.925
6	22.006	23.021	24.194	22.793	1'32.014	298,8	14:09'38.939
7	22.648	23.383	24.348	22.824	1'33.203	294,8	14:11'12.142
8	22.438	23.233	24.192	22.851	1'32.714	300,5	14:12'44.856
9	22.195	23.152	24.446	22.842	1'32.635	299,7	14:14'17.491
10	22.388	23.599	25.040	23.006	1'34.033	294,8	14:15'51.524
11	22.269	23.513	24.613	22.988	1'33.383	296,4	14:17'24.907
12	22.317	23.478	24.427	22.834	1'33.056	296,4	14:18'57.963
13	22.158	23.342	24.373	22.813	1'32.686	295,6	14:20'30.649
14	22.037	23.353	24.389	22.810	1'32.589	297,2	14:22'03.238
15	21.993	23.159	24.319	22.725	1'32.196	297,2	14:23'35.434
16	21.969	23.291	24.335	22.803	1'32.398	297,2	14:25'07.832
17	21.962	23.249	24.397	22.769	1'32.377	296,4	14:26'40.209
18	22.047	23.166	24.181	22.712	1'32.106	298,0	14:28'12.315
19	22.227	23.086	24.247	22.691	1'32.251	295,6	14:29'44.566
20	21.914	23.188	24.213	22.683	1'31.998	298,0	14:31'16.564
21	21.956	23.171	24.268	22.890	1'32.285	298,8	14:32'48.849
22	21.937	23.312	24.366	22.999	1'32.614	298,0	14:34'21.463
Race Time 34'00.965							

12	22.288	23.139	24.213	22.887	1'32.527	292,4	14:18'58.618
13	22.394	23.085	24.235	22.831	1'32.545	294,8	14:20'31.163
14	22.364	23.074	24.301	22.808	1'32.547	295,6	14:22'03.710
15	22.205	23.111	24.251	22.821	1'32.388	295,6	14:23'36.098
16	22.157	23.007	24.304	22.832	1'32.300	296,4	14:25'08.398
17	22.153	23.190	24.325	22.786	1'32.454	290,9	14:26'40.852
18	22.067	23.033	24.298	22.787	1'32.185	292,4	14:28'13.037
19	22.168	23.002	24.244	23.011	1'32.425	292,4	14:29'45.462
20	22.153	23.091	24.387	22.817	1'32.448	290,9	14:31'17.910
21	22.050	23.036	24.395	22.900	1'32.381	292,4	14:32'50.291
22	22.057	23.155	25.624	22.939	1'33.775	290,9	14:34'24.066
Race Time 34'03.568							

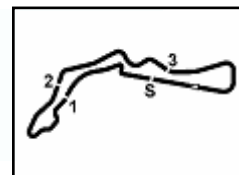
2° 1 T. RAZGATLIOGLU [1'31.936]							
Lap	Seg1	Seg2	Seg3	Seg4	Lap Time	km/h	Local Time
1		23.093	24.140	22.783	1'36.684		14:01'57.182
2	22.410	22.958	24.179	22.851	1'32.398	283,3	14:03'29.580
3	22.054	23.035	24.105	22.742	1'31.936	286,3	14:05'01.516
4	22.209	22.982	24.103	22.911	1'32.205	284,8	14:06'33.721
5	22.206	22.938	24.327	22.901	1'32.372	286,3	14:08'06.093
6	22.216	22.994	24.488	23.167	1'32.865	287,1	14:09'38.958
7	22.285	23.286	24.608	22.881	1'33.060	288,6	14:11'12.018
8	22.407	23.151	24.201	22.874	1'32.633	293,2	14:12'44.651
9	22.220	23.152	24.415	22.933	1'32.720	288,6	14:14'17.371
10	22.189	23.603	25.270	23.285	1'34.347	291,7	14:15'51.718
11	22.468	23.477	24.615	23.071	1'33.631	290,1	14:17'25.349
12	22.257	23.407	24.468	22.884	1'33.016	292,4	14:18'58.365
13	22.254	23.186	24.339	22.901	1'32.680	291,7	14:20'31.045
14	22.030	23.148	24.601	23.036	1'32.815	293,2	14:22'03.860
15	22.276	23.170	24.305	22.796	1'32.547	292,4	14:23'36.407
16	22.208	23.133	24.320	22.826	1'32.487	288,6	14:25'08.894
17	22.247	23.168	24.247	22.788	1'32.450	292,4	14:26'41.344
18	22.069	22.980	24.283	22.839	1'32.171	294,0	14:28'13.515
19	22.039	23.115	24.425	22.896	1'32.475	294,0	14:29'45.990
20	22.021	22.995	24.407	22.803	1'32.226	294,0	14:31'18.216
21	22.056	22.919	24.400	22.996	1'32.371	290,9	14:32'50.587
22	22.007	22.993	25.061	22.924	1'32.985	284,8	14:34'23.572
Race Time 34'03.074							

4° 65 J. REA [1'32.066]							
Lap	Seg1	Seg2	Seg3	Seg4	Lap Time	km/h	Local Time
1			23.078	24.118	22.679	1'36.715	14:01'57.213
2	22.639	22.868	24.141	22.762	1'32.410	285,6	14:03'29.623
3	22.188	23.005	24.278	22.635	1'32.106	288,6	14:05'01.729
4	22.358	22.905	24.076	22.727	1'32.066	291,7	14:06'33.795
5	22.375	22.857	24.324	22.758	1'32.314	291,7	14:08'06.109
6	22.360	22.960	24.273	23.054	1'32.647	287,8	14:09'38.756
7	22.593	23.357	24.342	22.820	1'33.112	287,1	14:11'11.868
8	22.427	23.016	24.312	22.789	1'32.544	287,1	14:12'44.412
9	22.241	23.120	24.563	22.959	1'32.883	287,1	14:14'17.295
10	22.399	23.581	24.939	23.337	1'34.256	287,1	14:15'51.551
11	22.444	23.515	24.588	23.083	1'33.630	284,8	14:17'25.181
12	22.217	23.410	24.495	22.895	1'33.017	288,6	14:18'58.198
13	22.245	23.174	24.416	22.861	1'32.696	288,6	14:20'30.894
14	22.352	23.086	24.330	22.877	1'32.645	290,1	14:22'03.539
15	22.103	23.079	24.253	22.901	1'32.336	290,9	14:23'35.875
16	22.461	23.129	24.420	22.792	1'32.802	289,3	14:25'08.677
17	22.281	23.116	24.329	22.767	1'32.493	289,3	14:26'41.170
18	22.001	23.025	24.338	22.826	1'32.190	291,7	14:28'13.360
19	21.963	23.170	24.494	22.870	1'32.497	292,4	14:29'45.857
20	22.222	23.121	24.384	22.775	1'32.502	290,9	14:31'18.359
21	22.116	23.350	24.466	22.846	1'32.778	297,2	14:32'51.137
22	22.124	23.110	24.941	22.869	1'33.044	291,7	14:34'24.181
Race Time 34'03.683							

3° 45 S. REDDING [1'32.086]							
Lap	Seg1	Seg2	Seg3	Seg4	Lap Time	km/h	Local Time
1		23.535	24.193	22.859	1'38.867		14:01'59.365
2	22.491	23.015	24.193	22.829	1'32.528	287,1	14:03'31.893
3	22.488	23.043	24.320	22.873	1'32.724	292,4	14:05'04.617
4	22.412	23.037	24.194	22.899	1'32.542	287,8	14:06'37.159
5	22.400	23.126	24.274	22.883	1'32.683	293,2	14:08'09.842
6	22.247	23.113	24.425	23.121	1'32.906	292,4	14:09'42.748
7	22.048	23.150	24.344	22.823	1'32.365	294,8	14:11'15.113
8	22.057	23.024	24.237	22.768	1'32.086	294,8	14:12'47.199
9	22.234	23.063	24.291	22.876	1'32.464	296,4	14:14'19.663
10	22.203	23.199	24.748	23.071	1'33.221	289,3	14:15'52.884
11	22.390	23.342	24.473	23.002	1'33.207	290,9	14:17'26.091

5° 47 A. BASSANI [1'32.303]							
Lap	Seg1	Seg2	Seg3	Seg4	Lap Time	km/h	Local Time
1			24.084	24.227	22.698	1'38.904	14:01'59.402
2	22.288	22.981	24.192	22.842	1'32.303	292,4	14:03'31.705
3	22.867	23.168	24.178	22.727	1'32.940	290,1	14:05'04.645
4	22.141	23.084	24.201	22.930	1'32.356	291,7	14:06'37.001
5	22.308	23.216	24.207	22.876	1'32.607	292,4	14:08'09.608
6	22.286	23.179	24.407	22.803	1'32.675	292,4	14:09'42.283
7	22.183	23.109	24.306	22.793	1'32.391	292,4	14:11'14.674
8	22.173	23.146	24.353	22.705	1'32.377	292,4	14:12'47.051
9	22.592	23.253	24.369	22.737	1'32.951	293,2	14:14'20.002
10	22.338	23.328	24.651	22.960	1'33.277	295,6	14:15'53.279
11	22.352	23.390	24.511	22.850	1'33.103	295,6	14:17'26.382
12	22.441	23.261	24.399	22.863	1'32.964	297,2	14:18'59.346
13	22.365	23.222	24.297	22.789	1'32.673	294,0	14:20'32.019
14	22.287	23.233	24.248	22.918	1'32.686	296,4	14:22'04.705
15	22.329	23.247	24.470	22.928	1'32.974	294,0	14:23'37.679
16	22.277	23.372	24.295	22.827	1'32.771	292,4	14:25'10.450
17	22.451	23.278	24.445	22.797	1'32.971	293,2	14:26'43.421
18	22.270	23.301	24.346	23.020	1'32.937	293,2	14:28'16.358
19	22.252	23.413	24.626	22.898	1'33.189	294,0	14:29'49.547
20	22.308	23.316	24.485	22.919	1'33.028	292,4	14:31'22.575
21	22.369	23.358	24.688	22.926	1'33.341	293,2	14:32'55.916
22	22.434	23.474	24.595	22.995	1'33.498	293,2	14:34'29.414
Race Time 34'08.916							

30/07/2022



Autodrom Most 4.212 m

Prosecco DOC Czech Round, 29-31 July 2022

Chronological Analysis Race 1

Start at 14:00'20.498

6° 55 A. LOCATELLI [1'32.348]								
Lap	Seg1	Seg2	Seg3	Seg4	Lap Time	km/h	Local Time	
1		24.515	24.181	22.816	1'39.205		14:01'59.703	
2	22.439	23.069	24.128	22.774	1'32.410	291,7	14:03'32.113	
3	22.638	23.190	24.137	22.796	1'32.761	292,4	14:05'04.874	
4	22.382	23.060	24.141	22.830	1'32.413	290,9	14:06'37.287	
5	22.441	23.098	24.347	22.832	1'32.718	294,0	14:08'10.005	
6	22.241	23.125	24.355	22.841	1'32.562	296,4	14:09'42.567	
7	22.355	23.223	24.315	22.838	1'32.731	291,7	14:11'15.298	
8	22.086	23.122	24.303	22.837	1'32.348	294,0	14:12'47.646	
9	22.228	23.245	24.545	22.922	1'32.940	291,7	14:14'20.586	
10	22.406	23.410	24.791	23.068	1'33.675	290,9	14:15'54.261	
11	22.431	23.324	24.682	23.154	1'33.591	290,1	14:17'27.852	
12	22.539	23.402	24.544	23.067	1'33.552	289,3	14:19'01.404	
13	22.338	23.218	24.396	22.992	1'32.944	287,8	14:20'34.348	
14	22.338	23.079	24.328	22.922	1'32.667	290,1	14:22'07.015	
15	22.492	23.039	24.389	22.994	1'32.914	289,3	14:23'39.929	
16	22.360	23.126	24.344	22.892	1'32.722	289,3	14:25'12.651	
17	22.243	23.110	24.337	22.955	1'32.645	290,1	14:26'45.296	
18	22.252	23.154	24.467	23.075	1'32.948	290,1	14:28'18.244	
19	22.304	23.221	24.371	22.999	1'32.895	290,1	14:29'51.139	
20	22.343	23.340	24.465	23.010	1'33.158	290,9	14:31'24.297	
21	22.300	23.210	24.492	23.023	1'33.025	290,9	14:32'57.322	
22	22.273	23.281	24.542	23.150	1'33.246	290,9	14:34'30.568	
Race Time 34'10.070								
9° 22 A. LOWES [1'32.311]								
Lap	Seg1	Seg2	Seg3	Seg4	Lap Time	km/h	Local Time	
1		24.036	24.365	23.009	1'39.990		14:02'00.488	
2	22.405	23.213	24.227	22.751	1'32.596	293,2	14:03'33.084	
3	22.574	23.156	24.271	22.774	1'32.775	294,0	14:05'05.859	
4	22.583	23.366	24.153	22.889	1'32.991	294,8	14:06'38.850	
5	22.320	23.142	24.211	22.782	1'32.455	294,0	14:08'11.305	
6	22.309	23.223	24.462	22.939	1'32.933	292,4	14:09'44.238	
7	22.486	23.246	24.162	22.758	1'32.652	291,7	14:11'16.890	
8	22.206	23.087	24.218	22.800	1'32.311	293,2	14:12'49.201	
9	22.191	23.135	24.389	22.747	1'32.462	293,2	14:14'21.663	
10	22.504	23.603	24.882	23.170	1'34.159	290,9	14:15'55.822	
11	22.987	23.839	24.582	23.042	1'34.450	290,9	14:17'30.272	
12	22.258	23.325	24.255	22.874	1'32.712	289,3	14:19'02.984	
13	22.290	23.220	24.388	22.944	1'32.842	290,9	14:20'35.826	
14	22.387	23.294	24.289	23.076	1'33.046	290,1	14:22'08.872	
15	22.277	23.327	24.466	22.970	1'33.040	288,6	14:23'41.912	
16	22.203	23.907	24.437	22.944	1'33.491	290,1	14:25'05.403	
17	22.380	23.552	24.320	22.940	1'33.192	288,6	14:26'48.595	
18	22.152	23.294	24.411	22.978	1'32.835	290,9	14:28'21.430	
19	22.446	23.510	24.411	22.979	1'33.346	289,3	14:29'54.776	
20	22.404	23.147	24.354	23.027	1'32.932	289,3	14:31'27.708	
21	22.224	23.395	24.429	23.319	1'33.367	290,1	14:33'01.075	
22	22.545	23.288	24.581	23.002	1'33.416	290,1	14:34'34.491	
Race Time 34'13.993								
10° 31 G. GERLOFF [1'32.367]								
Lap	Seg1	Seg2	Seg3	Seg4	Lap Time	km/h	Local Time	
1		23.705	24.629	22.992	1'40.152		14:02'00.650	
2	22.780	23.299	24.355	22.852	1'33.286	291,7	14:03'33.936	
3	22.606	23.173	24.313	22.949	1'33.041	290,9	14:05'06.977	
4	22.513	23.166	24.407	23.050	1'33.136	289,3	14:06'40.113	
5	22.312	23.106	24.392	22.931	1'32.741	290,9	14:08'12.854	
6	22.411	23.105	24.597	22.948	1'33.061	291,7	14:09'45.915	
7	22.326	23.069	24.692	23.081	1'33.168	289,3	14:11'19.083	
8	22.576	23.224	24.380	22.911	1'33.091	287,8	14:12'52.174	
9	22.320	23.045	24.432	23.028	1'32.825	288,6	14:14'24.999	
10	22.401	23.508	25.125	23.287	1'34.321	292,4	14:15'59.320	
11	22.841	23.434	24.813	22.929	1'34.017	290,1	14:17'33.337	
12	22.435	23.567	24.418	22.959	1'33.379	282,6	14:19'06.716	
13	22.201	23.245	24.651	23.026	1'33.123	290,1	14:20'39.839	
14	22.309	23.336	24.293	22.922	1'32.860	290,9	14:22'12.699	
15	22.468	22.954	24.544	22.908	1'32.874	290,1	14:23'45.573	
16	22.332	23.082	24.309	22.868	1'32.591	290,9	14:25'18.164	
17	22.168	23.039	24.256	22.904	1'32.367	290,9	14:26'50.531	
18	22.631	22.985	24.411	22.804	1'32.831	291,7	14:28'23.362	
19	22.219	23.050	24.488	22.890	1'32.647	294,0	14:29'56.009	
20	22.290	23.132	24.519	22.843	1'32.784	291,7	14:31'28.793	
21	22.219	23.067	24.412	22.970	1'32.668	294,8	14:33'01.461	
22	22.328	23.261	24.572	22.960	1'33.121	293,2	14:34'34.582	
Race Time 34'14.084								
7° 21 M. RINALDI [1'32.392]								
Lap	Seg1	Seg2	Seg3	Seg4	Lap Time	km/h	Local Time	
1		23.969	24.251	22.826	1'39.442		14:01'59.940	
2	22.860	23.056	24.240	22.847	1'33.003	290,9	14:03'32.943	
3	22.519	23.148	24.233	22.770	1'32.670	296,4	14:05'05.613	
4	22.655	23.078	24.388	22.789	1'32.910	294,8	14:06'38.523	
5	22.344	23.121	24.218	22.769	1'32.452	295,6	14:08'10.975	
6	22.250	23.150	24.194	22.798	1'32.392	297,2	14:09'43.367	
7	22.348	23.139	24.384	22.744	1'32.615	297,2	14:11'15.982	
8	22.436	23.107	24.360	22.739	1'32.642	297,2	14:12'48.624	
9	22.368	23.148	24.450	22.896	1'32.862	295,6	14:14'21.486	
10	22.396	23.874	25.093	23.107	1'34.470	294,8	14:15'55.956	
11	22.721	23.950	25.398	23.167	1'35.236	298,8	14:17'31.192	
12	22.748	23.481	24.497	23.179	1'33.905	294,8	14:19'05.097	
13	22.472	23.290	24.442	22.855	1'33.059	291,7	14:20'38.156	
14	22.435	23.309	24.437	22.921	1'33.102	294,8	14:22'11.258	
15	22.269	23.233	24.380	22.986	1'32.868	294,8	14:23'44.126	
16	22.394	23.322	24.333	22.888	1'32.937	294,8	14:25'17.063	
17	22.337	23.221	24.272	22.832	1'32.662	293,2	14:26'49.725	
18	22.225	23.407	24.288	22.879	1'32.799	296,4	14:28'22.524	
19	22.348	23.332	24.317	22.916	1'32.913	296,4	14:29'55.437	
20	22.397	23.168	24.282	22.734	1'32.581	296,4	14:31'28.018	
21	22.359	23.217	24.320	23.002	1'32.898	298,8	14:33'00.916	
22	22.246	23.216	24.370	22.896	1'32.728	295,6	14:34'33.644	
Race Time 34'13.146								
8° 71 I. LECUONA [1'32.306]								
Lap	Seg1	Seg2	Seg3	Seg4	Lap Time	km/h	Local Time	
1		24.164	24.698	22.809	1'40.717		14:02'01.215	
2	22.507	23.517	24.204	22.718	1'32.946	297,2	14:03'34.161	
3	23.436	23.348	24.395	22.933	1'34.112	296,4	14:05'08.273	
4	22.422	23.289	24.129	22.751	1'32.591	294,0	14:06'40.864	
5	22.266	23.307	24.165	22.856	1'32.594	293,2	14:08'13.458	
6	22.412	23.367	24.177	22.755	1'32.711	294,8	14:09'46.169	
7	22.401	23.251	24.475	22.834	1'32.961	297,2	14:11'19.130	
8	22.412	23.182	24.275	22.823	1'32.692	296,4	14:12'51.822	
9	22.194	23.187	24.624	22.969	1'32.974	297,2	14:14'24.796	
10	22.389	23.594	25.113	23.236	1'34.332	295,6	14:15'59.128	
11	22.701	23.706	24.689	23.168	1'34.264	290,9	14:17'33.392	

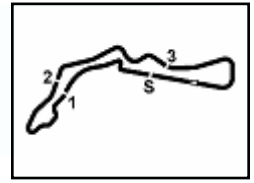
30/07/2022

P = Pits In/Out - C = Lap Time Cancelled

These data/results cannot be reproduced, stored and/or transmitted in whole or in part by any manner of electronic, mechanical, photocopying, recording, broadcasting or otherwise now known or herein after developed without the previous express consent by the copyright owner, except for reproduction in daily press and regular printed publications on sale to the public within 60 days of the event related to those data/results and always provided that copyright symbol appears together as follows below.

© DORNA WSBK ORGANIZATION Srl 2022





Prosecco DOC Czech Round, 29-31 July 2022

Chronological Analysis Race 1

Start at 14:00'20.498

3 / 5

11° 76 L. BAZ [1'32.712]							
Lap	Seg1	Seg2	Seg3	Seg4	Lap Time	km/h	Local Time
1		23.994	24.341	22.875	1'40.226		14:02'00.724
2	22.549	23.228	24.403	22.913	1'33.093	294,0	14:03'33.817
3	22.508	23.185	24.444	22.933	1'33.070	293,2	14:05'06.887
4	22.378	23.234	24.480	22.891	1'32.983	290,9	14:06'39.870
5	22.343	23.183	24.445	22.972	1'32.943	292,4	14:08'12.813
6	22.188	23.144	24.444	22.943	1'32.719	291,7	14:09'45.532
7	22.259	23.157	24.432	22.864	1'32.712	290,1	14:11'18.244
8	22.304	23.355	24.538	22.876	1'33.073	291,7	14:12'51.317
9	22.241	23.342	24.865	22.960	1'33.408	290,9	14:14'24.725
10	22.621	23.779	25.094	23.234	1'34.728	290,1	14:15'59.453
11	22.682	23.890	24.799	23.011	1'34.382	295,6	14:17'33.835
12	22.300	23.407	24.482	22.988	1'33.177	291,7	14:19'07.012
13	22.315	23.327	24.506	22.907	1'33.055	292,4	14:20'40.067
14	22.309	23.389	24.466	22.957	1'33.121	294,8	14:22'13.188
15	22.321	23.203	24.430	22.901	1'32.855	293,2	14:23'46.043
16	22.321	23.248	24.380	22.930	1'32.879	292,4	14:25'18.922
17	22.454	23.287	24.433	22.969	1'33.143	292,4	14:26'52.065
18	22.223	23.285	24.483	22.941	1'32.932	291,7	14:28'24.997
19	22.300	23.414	24.697	22.989	1'33.400	290,9	14:29'58.397
20	22.257	23.275	24.553	23.033	1'33.118	290,9	14:31'31.515
21	22.261	23.451	24.768	23.167	1'33.647	292,4	14:33'05.162
22	22.388	23.453	24.678	23.161	1'33.680	290,1	14:34'38.842
Race Time 34'18.344							

12° 44 L. MAHIAS [1'32.848]							
Lap	Seg1	Seg2	Seg3	Seg4	Lap Time	km/h	Local Time
1		24.251	24.935	23.087	1'41.751		14:02'02.249
2	22.531	23.321	24.200	22.796	1'32.848	282,6	14:03'35.097
3	22.676	23.542	24.220	22.881	1'33.319	284,1	14:05'08.416
4	22.755	23.355	24.348	22.915	1'33.373	288,6	14:06'41.789
5	22.679	23.226	24.197	22.864	1'32.966	284,1	14:08'14.755
6	22.509	23.438	24.231	22.886	1'33.064	284,8	14:09'47.819
7	22.615	23.356	24.392	22.961	1'33.324	283,3	14:11'21.143
8	22.633	23.361	24.535	22.925	1'33.454	280,4	14:12'54.597
9	22.815	23.494	24.676	23.140	1'34.125	282,6	14:14'28.722
10	22.829	23.929	25.167	23.388	1'35.313	282,6	14:16'04.035
11	22.822	23.562	24.607	23.069	1'34.600	279,7	14:17'38.095
12	22.817	23.439	24.610	23.022	1'33.888	282,6	14:19'11.983
13	22.533	23.463	24.763	23.104	1'33.863	281,9	14:20'45.846
14	22.663	23.527	24.594	22.998	1'33.782	282,6	14:22'19.628
15	22.749	23.502	24.465	23.067	1'33.783	282,6	14:23'53.411
16	22.606	23.424	24.361	22.976	1'33.367	281,9	14:25'26.778
17	22.620	23.514	24.318	22.970	1'33.422	282,6	14:27'00.200
18	22.554	23.394	24.288	23.003	1'33.239	283,3	14:28'33.439
19	22.695	23.514	24.517	23.061	1'33.787	278,3	14:30'07.226
20	22.704	23.350	24.377	22.974	1'33.405	281,9	14:31'40.631
21	22.654	23.502	24.432	23.004	1'33.592	281,9	14:33'14.223
22	22.689	23.464	24.587	23.131	1'33.871	281,9	14:34'48.094
Race Time 34'27.596							

13° 5 P. OETTL [1'33.005]							
Lap	Seg1	Seg2	Seg3	Seg4	Lap Time	km/h	Local Time
1		24.539	25.103	23.011	1'42.473		14:02'02.971
2	22.857	23.640	24.610	22.835	1'33.942	284,8	14:03'36.913
3	22.690	23.343	24.575	22.822	1'33.430	292,4	14:05'10.343
4	22.689	23.260	24.525	22.972	1'33.446	292,4	14:06'43.789
5	22.506	23.306	24.339	22.854	1'33.005	294,8	14:08'16.794
6	22.460	23.445	24.535	22.962	1'33.402	298,0	14:09'50.196
7	22.474	23.454	24.662	22.944	1'33.534	294,8	14:11'23.730
8	22.371	23.441	24.530	22.927	1'33.269	298,0	14:12'56.999
9	22.592	23.454	24.567	22.887	1'33.500	300,5	14:14'30.499
10	22.394	26.352	24.861	22.918	1'36.525	292,4	14:16'07.024
11	22.467	23.408	24.526	22.837	1'33.238	294,0	14:17'40.262

12	22.445	23.506	24.537	22.929	1'33.417	294,0	14:19'13.679
13	22.313	23.774	24.470	22.876	1'33.433	294,8	14:20'47.112
14	22.284	23.378	24.578	22.903	1'33.143	297,2	14:22'20.255
15	22.442	23.630	24.555	22.896	1'33.523	301,3	14:23'53.778
16	22.546	23.610	24.597	22.812	1'33.565	294,0	14:25'27.343
17	22.390	23.452	24.683	22.909	1'33.434	294,0	14:27'00.777
18	22.476	23.423	24.535	22.961	1'33.395	297,2	14:28'34.172
19	22.437	23.515	24.686	22.920	1'33.558	294,8	14:30'07.730
20	22.559	23.540	24.572	22.968	1'33.639	294,8	14:31'41.369
21	22.314	23.519	24.573	22.953	1'33.359	296,4	14:33'14.728
22	22.521	23.675	24.799	23.104	1'34.099	294,8	14:34'48.827
Race Time 34'28.329							

14° 29 L. BERNARDI [1'33.250]							
Lap	Seg1	Seg2	Seg3	Seg4	Lap Time	km/h	Local Time
1		24.128	25.318	23.268	1'41.857		14:02'02.355
2	22.878	23.590	24.591	23.018	1'34.077	289,3	14:03'36.432
3	22.658	23.216	24.687	22.977	1'33.538	292,4	14:05'09.970
4	22.554	23.316	24.423	22.957	1'33.250	293,2	14:06'43.220
5	22.496	23.214	24.677	22.891	1'33.278	294,8	14:08'16.498
6	22.473	23.379	24.731	22.936	1'33.519	295,6	14:09'50.017
7	22.368	23.269	24.695	23.081	1'33.413	294,0	14:11'23.430
8	22.370	23.245	24.800	23.053	1'33.468	294,0	14:12'56.898
9	22.971	23.399	24.553	22.921	1'33.844	293,2	14:14'30.742
10	22.549	23.713	24.730	23.144	1'34.136	293,2	14:16'04.878
11	22.610	23.536	24.644	23.134	1'33.924	294,0	14:17'38.802
12	22.645	23.376	24.833	23.065	1'33.919	295,6	14:19'12.721
13	22.533	23.245	24.662	23.021	1'33.461	294,0	14:20'46.182
14	22.633	23.433	24.783	23.142	1'33.991	289,3	14:22'20.173
15	22.822	23.608	24.714	23.089	1'34.233	294,0	14:23'54.406
16	22.421	23.418	24.694	23.094	1'33.627	297,2	14:25'28.033
17	22.407	23.343	24.800	23.102	1'33.652	296,4	14:27'01.685
18	22.563	23.433	24.906	23.168	1'34.070	295,6	14:28'35.755
19	22.557	23.524	24.885	23.106	1'34.072	294,0	14:30'09.827
20	22.592	24.004	24.755	23.084	1'34.435	294,8	14:31'44.262
21	22.442	23.499	24.828	23.314	1'34.083	294,8	14:33'18.345
22	22.605	23.597	24.792	23.402	1'34.396	294,0	14:34'52.741
Race Time 34'32.243							

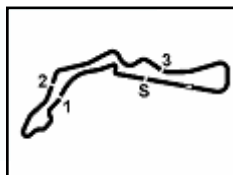
15° 97 X. VIERGE [1'33.051]							
Lap	Seg1	Seg2	Seg3	Seg4	Lap Time	km/h	Local Time
1		24.612	25.236	23.367	1'43.403		14:02'03.901
2	22.817	23.613	24.736	23.100	1'34.266	291,7	14:03'38.167
3	22.744	23.419	24.652	23.064	1'33.879	299,7	14:05'12.046
4	22.362	23.322	24.531	23.006	1'33.221	298,0	14:06'45.267
5	22.322	23.232	24.469	23.028	1'33.051	296,4	14:08'18.318
6	22.338	23.880	24.571	23.114	1'33.903	295,6	14:09'52.221
7	22.379	23.445	24.654	23.219	1'33.697	294,8	14:11'25.918
8	22.441	23.329	24.580	23.259	1'33.609	292,4	14:12'59.527
9	22.520	23.510	24.759	23.235	1'34.024	291,7	14:14'33.551
10	22.485	24.381	25.490	23.460	1'35.816	290,9	14:16'09.367
11	22.746	23.792	25.014	23.349	1'34.901	290,9	14:17'44.268
12	22.671	23.441	24.663	23.238	1'34.013	284,8	14:19'18.281
13	22.596	23.364	24.611	23.168	1'33.739	289,3	14:20'52.020
14	22.321	23.244	24.598	23.072	1'33.235	290,1	14:22'25.255
15	22.298	23.274	24.588	23.224	1'33.384	290,1	14:23'58.639
16	22.845	23.487	24.676	23.079	1'34.087	288,6	14:25'32.726
17	22.608	23.467	24.974	23.300	1'34.349	284,1	14:27'07.075
18	22.503	23.420	24.772	23.234	1'33.929	288,6	14:28'41.004
19	22.351	23.466	24.794	23.333	1'33.944	289,3	14:30'14.948
20	22.439	23.476	24.754	23.274	1'33.943	288,6	14:31'48.891
21	22.574	23.673	24.837	23.407	1'34.491	291,7	14:33'23.382
22	22.741	23.905	25.129	23.566	1'35.341	288,6	14:34'58.723
Race Time 34'38.225							

30/07/2022

P = Pits In/Out - C = Lap Time Cancelled

These data/results cannot be reproduced, stored and/or transmitted in whole or in part by any manner of electronic, mechanical, photocopying, recording, broadcasting or otherwise now known or herein after developed without the previous express consent by the copyright owner, except for reproduction in daily press and regular printed publications on sale to the public within 60 days of the event related to those data/results and always provided that copyright symbol appears together as follows below.

© DORNA WSBK ORGANIZATION Srl 2022



Prosecco DOC Czech Round, 29–31 July 2022

Chronological Analysis Race 1

Start at 14:00'20.498

4 / 5

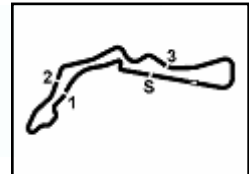
16° 52 O. KONIG [1'33.974]							
Lap	Seg1	Seg2	Seg3	Seg4	Lap Time	km/h	Local Time
1		24.656	25.141	23.108	1'42.957		14:02'03.455
2	23.108	23.525	24.848	23.146	1'34.627	286,3	14:03'38.082
3	23.124	23.512	24.811	23.089	1'34.536	290,1	14:05'12.618
4	22.678	23.349	24.793	23.217	1'34.037	287,1	14:06'46.655
5	22.987	23.682	24.941	23.378	1'34.988	283,3	14:08'21.643
6	22.985	23.465	25.020	23.372	1'34.842	288,6	14:09'56.485
7	22.789	23.568	24.774	23.172	1'34.303	285,6	14:11'30.788
8	22.840	23.523	24.806	23.259	1'34.428	288,6	14:13'05.216
9	23.202	23.837	25.098	23.527	1'35.664	285,6	14:14'40.880
10	23.236	24.385	25.422	23.500	1'36.543	287,1	14:16'17.423
11	23.139	24.076	24.958	23.372	1'35.545	282,6	14:17'52.968
12	23.234	23.852	24.722	23.326	1'35.134	284,1	14:19'28.102
13	22.963	23.769	24.913	23.200	1'34.845	288,6	14:21'02.947
14	22.690	23.639	24.682	23.271	1'34.282	282,6	14:22'37.229
15	22.784	23.694	24.638	23.114	1'34.230	281,1	14:24'11.459
16	22.494	23.503	24.667	23.310	1'33.974	284,8	14:25'45.433
17	22.733	23.608	24.595	23.246	1'34.182	290,1	14:27'19.615
18	22.602	23.620	24.861	23.255	1'34.338	282,6	14:28'53.953
19	22.726	23.580	24.868	23.371	1'34.545	281,9	14:30'28.498
20	22.813	23.669	24.774	23.371	1'34.627	281,9	14:32'03.125
21	22.660	23.731	24.789	23.336	1'34.516	281,9	14:33'37.641
22	22.738	23.582	24.912	23.444	1'34.676	281,9	14:35'12.317
Race Time 34'51.819							
17° 36 L. MERCADO [1'34.155]							
Lap	Seg1	Seg2	Seg3	Seg4	Lap Time	km/h	Local Time
1		24.788	25.122	23.376	1'43.579		14:02'04.077
2	23.037	24.090	24.968	23.185	1'35.280	287,1	14:03'39.357
3	22.870	23.548	24.715	23.162	1'34.295	290,1	14:05'13.652
4	22.706	23.584	24.590	23.275	1'34.155	290,1	14:06'47.807
5	23.407	23.633	24.668	23.074	1'34.782	285,6	14:08'22.589
6	22.869	23.552	24.787	23.169	1'34.377	289,3	14:09'56.966
7	23.011	23.585	24.638	23.091	1'34.325	284,8	14:11'31.291
8	22.750	23.658	24.682	23.256	1'34.346	290,1	14:13'05.637
9	22.990	24.057	25.048	23.329	1'35.424	285,6	14:14'41.061
10	23.182	24.395	25.418	23.448	1'36.443	291,7	14:16'17.504
11	23.313	23.959	24.940	23.300	1'35.512	284,1	14:17'53.016
12	22.873	23.820	24.889	23.402	1'34.984	283,3	14:19'28.000
13	23.228	23.744	24.927	23.199	1'35.098	282,6	14:21'03.098
14	22.736	23.637	24.657	23.248	1'34.278	281,9	14:22'37.376
15	22.827	23.628	24.781	23.297	1'34.533	281,1	14:24'11.909
16	22.789	23.563	24.684	23.240	1'34.276	283,3	14:25'46.185
17	22.671	23.642	24.864	23.336	1'34.513	284,8	14:27'20.698
18	22.712	23.528	24.762	23.249	1'34.251	279,0	14:28'54.949
19	22.871	23.737	24.743	23.231	1'34.582	281,1	14:30'29.531
20	22.677	23.738	24.746	23.236	1'34.397	281,1	14:32'03.928
21	22.572	23.753	24.661	23.363	1'34.349	284,8	14:33'38.277
22	22.828	23.647	24.882	23.260	1'34.617	279,0	14:35'12.894
Race Time 34'52.396							
18° 3 K. NOZANE [1'33.980]							
Lap	Seg1	Seg2	Seg3	Seg4	Lap Time	km/h	Local Time
1		25.138	25.086	23.342	1'43.888		14:02'04.386
2	23.053	23.795	24.801	23.259	1'34.908	280,4	14:03'39.294
3	22.589	23.680	24.651	23.233	1'34.153	287,1	14:05'13.447
4	22.501	23.505	24.759	23.215	1'33.980	287,1	14:06'47.427
5	22.753	23.372	24.910	23.260	1'34.295	289,3	14:08'21.722
6	22.557	23.472	24.839	23.285	1'34.153	290,1	14:09'55.875
7	22.514	23.447	24.790	23.373	1'34.124	285,6	14:11'29.999
8	22.500	23.510	25.097	23.422	1'34.529	285,6	14:13'04.528
9	23.038	23.690	25.536	23.753	1'36.017	284,1	14:14'40.545
10	22.909	23.953	25.357	23.464	1'35.683	281,9	14:16'16.228
11	22.989	23.985	25.296	23.545	1'35.815	282,6	14:17'52.043
19° 50 E. LAVERTY [1'34.118]							
Lap	Seg1	Seg2	Seg3	Seg4	Lap Time	km/h	Local Time
1							14:02'02.558
2	23.060		24.403	25.238	23.118	1'42.060	14:03'37.419
3	22.765	23.703	25.006	23.092	1'34.861	289,3	14:05'11.921
4	22.836	23.468	24.968	23.201	1'34.502	290,9	14:06'46.853
5	22.723	25.486	23.142	23.430	1'34.932	291,7	14:08'21.554
6	22.506	23.618	24.930	23.430	1'34.701	290,9	14:09'56.288
7	22.617	23.650	25.250	23.328	1'34.734	292,4	14:11'30.590
8	22.529	23.599	24.831	23.255	1'34.302	293,2	14:13'04.708
9	22.571	23.524	24.890	23.175	1'34.118	291,7	14:14'40.718
10	22.571	23.751	25.671	24.017	1'36.010	292,4	14:16'18.278
11	23.380	25.046	25.546	23.588	1'37.560	288,6	14:17'53.823
12	22.810	24.220	25.042	23.404	1'35.545	292,4	14:19'28.706
13	22.810	23.921	24.906	23.246	1'34.883	292,4	14:21'03.652
14	22.827	23.871	24.997	23.251	1'34.946	292,4	14:22'38.793
15	22.972	23.831	24.952	23.386	1'35.141	294,8	14:24'13.922
16	22.872	23.837	25.064	23.356	1'35.129	290,1	14:25'48.830
17	22.785	23.812	24.946	23.365	1'34.908	288,6	14:27'23.824
18	22.709	23.924	24.936	23.425	1'34.994	290,9	14:28'58.914
19	22.775	23.869	25.060	23.386	1'35.090	291,7	14:30'34.150
20	22.793	23.955	25.078	23.410	1'35.236	289,3	14:32'09.111
21	22.594	23.895	25.093	23.379	1'34.961	290,1	14:33'44.720
22	22.821	23.960	25.368	23.460	1'35.609	290,1	14:35'20.405
Race Time 34'59.907							
20° 23 C. PONSSON [1'34.357]							
Lap	Seg1	Seg2	Seg3	Seg4	Lap Time	km/h	Local Time
1							14:02'02.927
2	23.139	23.641	24.968	23.017	1'34.765	282,6	14:03'37.692
3	23.316	23.676	25.039	23.066	1'35.097	287,1	14:05'12.789
4	22.786	23.447	25.101	23.062	1'34.396	288,6	14:06'47.185
5	23.133	23.674	24.829	23.134	1'34.770	285,6	14:08'21.955
6	22.884	23.606	25.046	23.161	1'34.697	288,6	14:09'56.652
7	23.378	23.792	24.966	23.078	1'35.214	287,1	14:11'31.866
8	22.681	23.592	24.942	23.142	1'34.357	286,3	14:13'06.223
9	22.782	23.791	25.224	23.451	1'35.248	285,6	14:14'41.471
10	23.600	25.266	26.291	23.558	1'38.715	287,1	14:16'20.186
11	23.151	24.058	25.462	23.443	1'36.114	280,4	14:17'56.300
12	23.038	23.885	25.265	23.277	1'35.465	281,1	14:19'31.765
13	22.868	23.724	25.197	23.191	1'34.980	280,4	14:21'06.745
14	22.902	23.717	25.179	23.484	1'35.282	281,1	14:22'42.027
15	23.226	23.753	25.136	23.268	1'35.383	279,0	14:24'17.410
16	22.780	23.689	25.076	24.280	1'35.825	280,4	14:25'53.235
17	22.766	23.788	25.182	23.298	1'35.034	279,7	14:27'28.269
18	22.902	23.675	25.648	23.470	1'35.695	279,7	14:29'03.964
19	22.704	23.824	25.267	23.315	1'35.110	281,9	14:30'39.074
20	22.959	23.776	25.278	23.387	1'35.400	280,4	14:32'14.474
21	23.005	23.877	25.272	23.301	1'35.455	280,4	14:33'49.929
22	22.821	23.592	25.233	23.254	1'34.900	281,9	14:35'24.829
Race Time 35'04.331							

30/07/2022

P = Pits In/Out - C = Lap Time Cancelled

These data/results cannot be reproduced, stored and/or transmitted in whole or in part by any manner of electronic, mechanical, photocopying, recording, broadcasting or otherwise now known or herein after developed without the previous express consent by the copyright owner, except for reproduction in daily press and regular printed publications on sale to the public within 60 days of the event related to those data/results and always provided that copyright symbol appears together as follows below.

© DORNA WSBK ORGANIZATION Srl 2022



Prosecco DOC Czech Round, 29-31 July 2022

Chronological Analysis Race 1

Start at 14:00'20.498

5 / 5

21° 2 R. TAMBURINI [1'34.092]							
Lap	Seg1	Seg2	Seg3	Seg4	Lap Time	km/h	Local Time
1		25.414	25.125	23.439	1'44.421		14:02'04.919
2	23.016	23.704	24.994	23.144	1'34.858	275,5	14:03'39.777
3	23.051	23.553	24.512	23.048	1'34.164	283,3	14:05'13.941
4	22.681	23.644	24.598	23.169	1'34.092	286,3	14:06'48.033
5	23.009	23.556	24.748	23.072	1'34.385	287,1	14:08'22.418
6	22.708	23.643	24.917	23.045	1'34.313	284,8	14:09'56.731
7	22.847	23.677	24.803	23.043	1'34.370	286,3	14:11'31.101
8	22.721	23.645	24.738	23.043	1'34.147	287,8	14:13'05.248
9	23.161	24.050	25.175	23.673	1'36.059	287,1	14:14'41.307
10	23.764	26.055	27.409	24.830	1'42.058	282,6	14:16'23.365
11	23.783	24.992	25.529	23.783	1'38.087	276,2	14:18'01.452
12	23.356	24.291	25.193	23.769	1'36.609	284,8	14:19'38.061
13	22.884	23.951	25.052	23.389	1'35.276	282,6	14:21'13.337
14	22.586	23.749	24.945	23.332	1'34.612	283,3	14:22'47.949
15	22.630	23.666	24.841	23.340	1'34.477	284,8	14:24'22.426
16	22.684	23.881	24.979	23.227	1'34.771	285,6	14:25'57.197
17	22.614	23.693	24.856	23.270	1'34.433	284,8	14:27'31.630
18	22.577	23.814	25.224	23.366	1'34.981	284,1	14:29'06.611
19	22.611	23.785	24.923	23.195	1'34.514	286,3	14:30'41.125
20	22.596	23.561	24.875	23.187	1'34.219	286,3	14:32'15.344
21	22.633	23.765	25.143	23.161	1'34.702	287,1	14:33'50.046
22	22.965	23.569	25.091	23.199	1'34.824	290,1	14:35'24.870

Race Time 35'04.372

22° 10 P. HICKMAN [1'34.043]							
Lap	Seg1	Seg2	Seg3	Seg4	Lap Time	km/h	Local Time
1		24.656	25.282	23.396	1'43.274		14:02'03.772
2	23.183	24.265	25.138	23.212	1'35.798	281,9	14:03'39.570
3	23.343	26.328	24.745	23.136	1'37.552	281,9	14:05'17.122
4	22.784	23.541	24.813	23.231	1'34.369	285,6	14:06'51.491
5	22.844	23.563	24.521	23.115	1'34.043	284,8	14:08'25.534
6	23.437	23.894	24.788	23.291	1'35.410	287,1	14:10'00.944
7	22.767	23.593	24.712	23.419	1'34.491	286,3	14:11'35.435
8	22.690	23.588	24.695	23.185	1'34.158	284,1	14:13'09.593
9	22.845	23.616	25.959	23.754	1'36.174	284,1	14:14'45.767
10	23.174	24.673	27.796	24.708	1'40.351	281,9	14:16'26.118
11	24.228	24.770	25.904	23.852	1'38.754	279,7	14:18'04.872
12	23.239	24.042	25.071	23.408	1'35.760	284,1	14:19'40.632
13	22.859	23.919	24.965	23.362	1'35.105	288,6	14:21'15.737
14	23.050	23.646	24.932	23.321	1'34.949	281,1	14:22'50.686
15	22.981	23.891	24.792	23.359	1'35.023	281,9	14:24'25.709
16	22.680	23.608	24.676	23.136	1'34.100	284,1	14:25'59.809
17	22.759	23.584	24.872	23.259	1'34.474	281,9	14:27'34.283
18	22.781	23.644	24.838	23.406	1'34.669	283,3	14:29'08.952
19	22.681	23.740	24.838	23.218	1'34.477	285,6	14:30'43.429
20	22.748	23.589	24.798	23.228	1'34.363	284,1	14:32'17.792
21	22.790	23.679	24.966	23.244	1'34.679	284,8	14:33'52.471
22	22.648	23.602	24.847	23.345	1'34.442	286,3	14:35'26.913

Race Time 35'06.415

23° 77 R. VICKERS [1'34.408]							
Lap	Seg1	Seg2	Seg3	Seg4	Lap Time	km/h	Local Time
1		24.724	25.182	23.408	1'44.636		14:02'05.134
2	23.362	23.641	24.981	23.187	1'35.171	277,6	14:03'40.305
3	23.108	23.680	24.983	23.356	1'35.127	283,3	14:05'15.432
4	22.950	23.566	24.996	23.339	1'34.851	281,1	14:06'50.283
5	22.997	23.583	24.982	23.331	1'34.893	279,7	14:08'25.176
6	22.836	23.699	25.002	23.470	1'35.007	280,4	14:10'00.183
7	22.961	23.810	24.998	23.477	1'35.246	279,7	14:11'35.429
8	22.969	23.651	25.280	23.549	1'35.449	280,4	14:13'10.878
9	23.177	23.741	25.779	23.720	1'36.417	279,0	14:14'47.295
10	23.544	24.463	26.575	24.167	1'38.749	277,6	14:16'26.044
11	23.464	24.528	25.982	23.861	1'37.835	277,6	14:18'03.879

12	23.339	24.093	25.438	23.788	1'36.658	278,3	14:19'40.537
13	23.174	23.851	25.149	23.399	1'35.573	276,2	14:21'16.110
14	22.954	23.705	25.050	23.349	1'35.058	281,1	14:22'51.168
15	22.727	23.838	24.960	23.167	1'34.692	281,9	14:24'25.860
16	22.711	23.649	24.925	23.123	1'34.408	284,1	14:26'00.268
17	22.668	23.590	25.005	23.181	1'34.444	280,4	14:27'34.712
18	22.800	23.573	24.952	23.304	1'34.629	281,1	14:29'09.341
19	22.691	23.606	24.980	23.145	1'34.422	280,4	14:30'43.763
20	22.788	23.501	25.035	23.214	1'34.538	281,9	14:32'18.301
21	22.867	23.539	25.085	23.208	1'34.699	281,1	14:33'53.000
22	22.920	23.748	25.226	23.366	1'35.260	280,4	14:35'28.260

Race Time 35'07.762

RET 35 H. SYAHRIN [1'33.699]							
Lap	Seg1	Seg2	Seg3	Seg4	Lap Time	km/h	Local Time
1		24.468	25.392	23.119	1'42.730		14:02'03.228
2	23.052	23.620	24.894	22.993	1'34.559	281,1	14:03'37.787
3	22.763	23.395	24.886	23.148	1'34.192	293,2	14:05'11.979
4	22.892	23.382	24.630	22.945	1'33.849	287,8	14:06'45.828
5	22.492	23.468	24.563	23.176	1'33.699	287,1	14:08'19.527
6	22.592	23.585	24.612	23.183	1'33.972	287,8	14:09'53.499
7	22.712	23.685	24.730	23.293	1'34.420	284,1	14:11'27.919
8	22.752	23.498	24.744	23.191	1'34.185	285,6	14:13'02.104
9	22.754	23.643	24.896	23.314	1'34.607	283,3	14:14'36.711
10	22.971	23.917	25.179	23.366	1'35.433	278,3	14:16'12.144
11	22.950	23.815	24.961	23.449	1'35.175	282,6	14:17'47.319
12	22.787	23.799	24.951	23.370	1'34.907	280,4	14:19'22.226
13	22.747	23.775	24.988	23.427	1'34.937	281,1	14:20'57.163
14	22.870	23.779	25.039	23.472	1'35.160	281,9	14:22'32.323
15	22.752	23.655	25.060	23.389	1'34.856	280,4	14:24'07.179
16	22.660	23.609	25.050	23.440	1'34.759	281,1	14:25'41.938
17	22.762	23.781	24.872	23.319	1'34.734	281,1	14:27'16.672
18	22.761	23.624	24.878	23.347	1'34.610	282,6	14:28'51.282
19	22.643	23.582	25.015	23.303	1'34.543	283,3	14:30'25.825
20	22.663	23.680	25.012	23.326	1'34.681	281,1	14:32'00.506

Race Time 31'40.008

RET 6 M. PRASEK [1'36.001]							
Lap	Seg1	Seg2	Seg3	Seg4	Lap Time	km/h	Local Time
1		24.558	25.053	23.711	1'44.406		14:02'04.904
2	23.801	23.845	24.866	23.489	1'36.001	269,3	14:03'40.905
3	23.382	24.113	25.071	23.663	1'36.229	277,6	14:05'17.134
4	23.484	24.013	24.950	23.802	1'36.249	273,4	14:06'53.383
5	23.686	24.252	25.188	23.842	1'36.968	273,4	14:08'30.351
6	23.723	24.213	25.373	23.888	1'37.197	272,7	14:10'07.548
7	23.843	24.824	25.556	23.876	1'38.099	271,3	14:11'45.647
8	23.791	24.338	25.551	24.122	1'37.802	271,3	14:13'23.449
9	23.946	24.311	26.032	24.511	1'38.800	268,7	14:15'02.249
10	24.388	24.993	26.152	24.451	1'39.984	269,3	14:16'42.233
11	24.129	24.834	25.992	24.229	1'39.184	270,0	14:18'21.417
12	23.859	24.625	25.719	24.264	1'38.467	270,0	14:19'59.884
13	23.888	24.478	25.838	24.397	1'38.601	270,0	14:21'38.485
14	23.924	24.571	25.725	24.352	1'38.572	270,0	14:23'17.057
15	23.988	24.669	25.919	24.296	1'38.872	270,0	14:24'55.929
16	23.817	24.694	25.709	24.236	1'38.456	269,3	14:26'34.385

Race Time 26'13.887

30/07/2022 P = Pits In/Out - C = Lap Time Cancelled

These data/results cannot be reproduced, stored and/or transmitted in whole or in part by any manner of electronic, mechanical, photocopying, recording, broadcasting or otherwise now known or herein after developed without the previous express consent by the copyright owner, except for reproduction in daily press and regular printed publications on sale to the public within 60 days of the event related to those data/results and always provided that copyright symbol appears together as follows below.

© DORNA WSBK ORGANIZATION Srl 2022