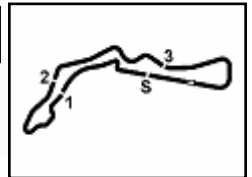


Autodrom Most 4.212 m

**Prosecco DOC Czech Round, 29-31 July 2022**  
**Biographical Entry List**

No.	Rider (Abbreviation)	Age	Date of Birth	Place of Birth	Nat	Bike Team	Wins 2022	Podiums 2022	Pole 2022	Races 2022	Tyres	Class
1	<b>3 DE ROSA Raffaele</b> [DeR]	35	25/03/1987	Napoli	ITA	Ducati Panigale V2 Orelac Racing Verdatura WorldSSP	1	17		100	Pirelli	
2	<b>6 BUIS Jeffrey</b> [Bui]	20	27/12/2001	Meppel	NED	Kawasaki ZX-6R Motozoo Racing by Puccetti				14	Pirelli	*
3	<b>7 BALDASSARRI Lorenzo</b> [Bal]	25	06/11/1996	San Severino Marche	ITA	Yamaha YZF R6 Evan Bros.WorldSSP Yamaha Team	1	9	1	10	Pirelli	
4	<b>10 ORRADRE Unai</b> [Orr]	18	09/04/2004	La Rioja	ESP	Yamaha YZF R6 MS Racing Yamaha WorldSSP				21	Pirelli	
5	<b>11 BULEGA Nicolo</b> [Bul]	22	16/10/1999	Montecchio Emilia	ITA	Ducati Panigale V2 Arubait Racing WorldSSP Team		6		10	Pirelli	
6	<b>17 SMITH Kyle</b> [Smi]	30	16/09/1991	Huddersfield	GBR	Yamaha YZF R6 VFT Racing	3	10	2	72	Pirelli	
7	<b>21 CURRIE Benjamin</b> [Cur]	27	17/05/1995	Wurzburg	AUS	Kawasaki ZX-6R Motozoo Racing by Puccetti				6	Pirelli	
8	<b>22 FULIGNI Federico</b> [FFe]	27	01/06/1995	Bologna	ITA	Ducati Panigale V2 D34G Racing				52	Pirelli	*
9	<b>23 VINALES Isaac</b> [Vin]	28	06/11/1993	Llansá	ESP	Ducati Panigale V2 D34G Racing		5		29	Pirelli	*
10	<b>24 TACCINI Leonardo</b> [Tac]	19	18/09/2002	Rome	ITA	Yamaha YZF R6 Ten Kate Racing Yamaha				30	Pirelli	
11	<b>25 BRENNER Marcel</b> [Bre]	25	25/07/1997	Ostermundigen	SUI	Yamaha YZF R6 VFT Racing				23	Pirelli	*
12	<b>28 VAN STRAALLEN Glenn</b> [vSt]	21	30/09/2000	Hoogkarspel	NED	Yamaha YZF R6 EAB Racing Team		1		39	Pirelli	
13	<b>32 BAYLISS Oliver</b> [Bay]	18	20/09/2003	Monaco	AUS	Ducati Panigale V2 BARNI Spark Racing Team				10	Pirelli	
14	<b>38 SOOMER Hannes</b> [Soo]	24	17/02/1998	Tallinn	EST	Triumph Street Triple R5 Dynavolt Triumph		3		78	Pirelli	
15	<b>44 ODENDAAL Steven</b> [Ode]	29	02/03/1993	Johannesburg	RSA	Yamaha YZF R6 Kallio Racing	5	11		38	Pirelli	*
16	<b>50 VOSTATEK Ondrej</b> [Vos]	17	06/08/2004	Praha	CZE	Yamaha YZF R6 MS Racing Yamaha WorldSSP				16	Pirelli	
17	<b>52 HOBELBERGER Patrick</b> [Hob]	25	04/09/1996	Landau	GER	Yamaha YZF R6 Kallio Racing				25	Pirelli	
18	<b>53 DEBISE Valentin</b> [Deb]	30	12/02/1992	Albi	FRA	Yamaha YZF R6 GMT94 Yamaha				20	Pirelli	
19	<b>54 SOFUOGLU Bahattin</b> [Sof]	18	19/08/2003	Adapazari	TUR	MV Agusta F3 800 RR MV Agusta Reparto Corse				10	Pirelli	*
20	<b>55 MONTELLA Yari</b> [Mon]	22	05/01/2000	Oliveto Citra	ITA	Kawasaki ZX-6R Kawasaki Puccetti Racing				12	Pirelli	
21	<b>56 SEBESTYEN Peter</b> [Seb]	28	16/05/1994	Budapest	HUN	Yamaha YZF R6 Evan Bros.WorldSSP Yamaha Team				68	Pirelli	
22	<b>61 ONCU Can</b> [Onc]	19	26/07/2003	Alanya	TUR	Kawasaki ZX-6R Kawasaki Puccetti Racing		5		48	Pirelli	
23	<b>62 MANZI Stefano</b> [Man]	23	29/03/1999	Rimini	ITA	Triumph Street Triple R5 Dynavolt Triumph		2		11	Pirelli	
24	<b>64 CARICASULO Federico</b> [Car]	26	06/04/1996	Ravenna	ITA	Ducati Panigale V2 Althea Racing	6	22	9	79	Pirelli	
25	<b>66 TUULI Niki</b> [Tuu]	26	26/11/1995	Myrskylä	FIN	MV Agusta F3 800 RR MV Agusta Reparto Corse	1	8	1	48	Pirelli	
26	<b>69 BOOTH-AMOS Thomas</b> [Boo]	26	12/03/1996	Shropshire	GBR	Kawasaki ZX-6R Prodina Racing WorldSSP				6	Pirelli	*
27	<b>73 KOFLER Maximilian</b> [Kof]	21	18/08/2000	Attnang-Puchheim	AUT	Ducati Panigale V2 CM Racing				10	Pirelli	
28	<b>77 AEGERTER Dominique</b> [Aeg]	31	30/09/1990	Röthenbach Im Emmental	SUI	Yamaha YZF R6 Ten Kate Racing Yamaha	19	26	8	31	Pirelli	
29*	<b>89 HOMOLA Patrik</b> [Hom]	33	13/07/1989	Prague	CZE	Yamaha YZF R6 Motoriders					Pirelli	
30	<b>94 VERDOIA Andy</b> [Ver]	19	30/10/2002	Nice	FRA	Yamaha YZF R6 GMT94 Yamaha	1	1		25	Pirelli	
31	<b>99 HUERTAS Adrian</b> [Hue]	18	21/08/2003	Madrid	ESP	Kawasaki ZX-6R MTM Kawasaki				10	Pirelli	



**Prosecco DOC Czech Round, 29-31 July 2022**  
**Results Free Practice 1st Session**

No.	Rider	Nat	Team	Bike	Class	Time	Gap	Rel.	Laps	Speed	
										Avg	Max
1	<b>77</b> D. <b>AEGERTER</b>	SUI	Ten Kate Racing Yamaha	Yamaha YZF R6		<b>1'35.216</b>			19	159,251	<b>257,3</b>
2	<b>7</b> L. <b>BALDASSARRI</b>	ITA	Evan Bros.WorldSSP Yamaha Team	Yamaha YZF R6		<b>1'35.290</b>	0.074	0.074	19	159,127	<b>259,1</b>
3	<b>94</b> A. <b>VERDOIA</b>	FRA	GMT94 Yamaha	Yamaha YZF R6		<b>1'35.621</b>	0.405	0.331	21	158,576	<b>258,5</b>
4	<b>53</b> V. <b>DEBISE</b>	FRA	GMT94 Yamaha	Yamaha YZF R6		<b>1'35.667</b>	0.451	0.046	20	158,500	<b>257,9</b>
5	<b>11</b> N. <b>BULEGA</b>	ITA	Aruba.it Racing WorldSSP Team	Ducati Panigale V2		<b>1'35.686</b>	0.470	0.019	18	158,468	<b>257,9</b>
6	<b>64</b> F. <b>CARICASULO</b>	ITA	Althea Racing	Ducati Panigale V2		<b>1'35.707</b>	0.491	0.021	21	158,434	<b>259,7</b>
7	<b>3</b> R. <b>DE ROSA</b>	ITA	Orelac Racing Verd'natura WorldSSP	Ducati Panigale V2		<b>1'35.799</b>	0.583	0.092	18	158,281	<b>257,3</b>
8	<b>28</b> G. <b>VAN STRAALLEN</b>	NED	EAB Racing Team	Yamaha YZF R6		<b>1'35.997</b>	0.781	0.198	20	157,955	<b>254,9</b>
9	<b>62</b> S. <b>MANZI</b>	ITA	Dynavolt Triumph	Triumph Street Triple RS		<b>1'36.015</b>	0.799	0.018	20	157,925	<b>259,1</b>
10	<b>99</b> A. <b>HUERTAS</b>	ESP	MTM Kawasaki	Kawasaki ZX-6R		<b>1'36.174</b>	0.958	0.159	17	157,664	<b>255,5</b>
11	<b>61</b> C. <b>ONCU</b>	TUR	Kawasaki Puccetti Racing	Kawasaki ZX-6R		<b>1'36.198</b>	0.982	0.024	19	157,625	<b>260,3</b>
12	<b>44</b> S. <b>ODENDAAL</b>	RSA	Kallio Racing	Yamaha YZF R6	*	<b>1'36.234</b>	1.018	0.036	20	157,566	<b>256,1</b>
13	<b>50</b> O. <b>VOSTATEK</b>	CZE	MS Racing Yamaha WorldSSP	Yamaha YZF R6		<b>1'36.243</b>	1.027	0.009	23	157,551	<b>260,3</b>
14	<b>25</b> M. <b>BRENNER</b>	SUI	VFT Racing	Yamaha YZF R6	*	<b>1'36.307</b>	1.091	0.064	18	157,446	<b>251,3</b>
15	<b>38</b> H. <b>SOOMER</b>	EST	Dynavolt Triumph	Triumph Street Triple RS		<b>1'36.363</b>	1.147	0.056	18	157,355	<b>253,7</b>
16	<b>66</b> N. <b>TUULI</b>	FIN	MV Agusta Reparto Corse	MV Agusta F3 800 RR		<b>1'36.544</b>	1.328	0.181	16	157,060	<b>255,5</b>
17	<b>55</b> Y. <b>MONTELLA</b>	ITA	Kawasaki Puccetti Racing	Kawasaki ZX-6R		<b>1'36.565</b>	1.349	0.021	17	157,026	<b>257,9</b>
18	<b>69</b> T. <b>BOOTH-AMOS</b>	GBR	Prodina Racing WorldSSP	Kawasaki ZX-6R	*	<b>1'36.649</b>	1.433	0.084	18	156,889	<b>259,1</b>
19	<b>10</b> U. <b>ORRADRE</b>	ESP	MS Racing Yamaha WorldSSP	Yamaha YZF R6		<b>1'36.657</b>	1.441	0.008	17	156,876	<b>257,9</b>
20	<b>54</b> B. <b>SOFUOGLU</b>	TUR	MV Agusta Reparto Corse	MV Agusta F3 800 RR	*	<b>1'36.694</b>	1.478	0.037	22	156,816	<b>261,6</b>
21	<b>56</b> P. <b>SEBESTYEN</b>	HUN	Evan Bros.WorldSSP Yamaha Team	Yamaha YZF R6		<b>1'36.746</b>	1.530	0.052	18	156,732	<b>259,1</b>
22	<b>23</b> I. <b>VINALES</b>	ESP	D34G Racing	Ducati Panigale V2	*	<b>1'37.038</b>	1.822	0.292	17	156,260	<b>253,7</b>
23	<b>24</b> L. <b>TACCINI</b>	ITA	Ten Kate Racing Yamaha	Yamaha YZF R6		<b>1'37.129</b>	1.913	0.091	20	156,114	<b>256,1</b>
24	<b>17</b> K. <b>SMITH</b>	GBR	VFT Racing	Yamaha YZF R6		<b>1'37.166</b>	1.950	0.037	21	156,055	<b>253,7</b>
25	<b>32</b> O. <b>BAYLISS</b>	AUS	BARNI Spark Racing Team	Ducati Panigale V2		<b>1'37.380</b>	2.164	0.214	23	155,712	<b>257,3</b>
26	<b>52</b> P. <b>HOBELBERGER</b>	GER	Kallio Racing	Yamaha YZF R6		<b>1'37.659</b>	2.443	0.279	9	155,267	<b>252,5</b>
27	<b>22</b> F. <b>FULIGNI</b>	ITA	D34G Racing	Ducati Panigale V2	*	<b>1'38.246</b>	3.030	0.587	20	154,339	<b>253,7</b>
28	<b>73</b> M. <b>KOFLER</b>	AUT	CM Racing	Ducati Panigale V2		<b>1'38.297</b>	3.081	0.051	17	154,259	<b>256,7</b>
29	<b>6</b> J. <b>BUIS</b>	NED	Motozoo Racing by Puccetti	Kawasaki ZX-6R	*	<b>1'38.610</b>	3.394	0.313	17	153,769	<b>256,7</b>
<b>Out 105% in this Session</b>											
30	<b>89</b> P. <b>HOMOLA</b>	CZE	Motoriders	Yamaha YZF R6		<b>1'40.171</b>	4.955	1.561	17	151,373	<b>249,6</b>
31	<b>21</b> B. <b>CURRIE</b>	AUS	Motozoo Racing by Puccetti	Kawasaki ZX-6R		<b>1'40.178</b>	4.962	0.007	3	151,363	<b>250,8</b>

Qualifying Lap Time (105% of 1'35.216): 1'39.977

\* WorldSSP Challenge

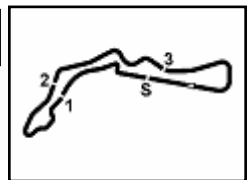
AIR	Humidity:	43%	Temp:	25°C
TRACK	Condition:	Dry	Temp:	32°C

Records	Pole	(SP)	2021	M.Gonzalez	1'35.213	159,260	Km/h
	Race	(RC2)	2021	S.Odendaal	1'35.509	158,760	Km/h
	All Times	(SP)	2021	M.Gonzalez	1'35.213	159,260	Km/h

Start 11:25 End 12:12 The results are provisional until the end of the time limit for protests and appeals and the completion of the technical checks.

These data/results cannot be reproduced, stored and/or transmitted in whole or in part by any manner of electronic, mechanical, photocopying, recording, broadcasting or otherwise now known or herein after developed without the previous express consent by the copyright owner, except for reproduction in daily press and regular printed publications on sale to the public within 60 days of the event related to those data/results and always provided that copyright symbol appears together as follows below.

© DORNA WSBK ORGANIZATION Srl 2022



**Prosecco DOC Czech Round, 29-31 July 2022**  
**Results Free Practice 1st Session**

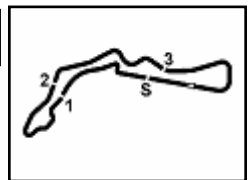
**Session Highlights**

Local Time	No. Rider	Description
11.25.00		Start
11.25.15		WorldSSP Pit Intervention Time: 1min 13secs
11.27.08	<b>54 B. SOFUOGLU</b>	Current Lap Cancelled - Exceeded Track Limits - T1
11.27.48	<b>94 A. VERDOIA</b>	Current Lap Cancelled - Exceeded Track Limits - T1
11.28.08	<b>44 S. ODENDAAL</b>	Check Transponder
11.28.48	<b>24 L. TACCINI</b>	Current Lap Cancelled - Exceeded Track Limits - T1
11.29.11	<b>22 F. FULIGNI</b>	Current Lap Cancelled - Exceeded Track Limits - T1
11.30.08	<b>21 B. CURRIE</b>	Crashed - Turn 15
11.31.17	<b>25 M. BRENNER</b>	Current Lap Cancelled - Exceeded Track Limits - T1
11.31.26	<b>77 D. AEGERTER</b>	Current Lap Cancelled - Exceeded Track Limits - T1
11.32.02	<b>21 B. CURRIE</b>	Bike not returning
11.32.09	<b>24 L. TACCINI</b>	Current Lap Cancelled - Exceeded Track Limits - T1
11.32.14	<b>10 U. ORRADRE</b>	Current Lap Cancelled - Exceeded Track Limits - T1
11.32.25	<b>53 V. DEBISE</b>	Lap Cancelled [1'37.175] - Exceeded Track Limits - Turn 20
11.33.07	<b>11 N. BULEGA</b>	Current Lap Cancelled - Exceeded Track Limits - T1
11.33.57	<b>6 J. BUIS</b>	Current Lap Cancelled - Exceeded Track Limits - T1
11.34.02	<b>10 U. ORRADRE</b>	Current Lap Cancelled - Exceeded Track Limits - T1
11.34.06	<b>55 Y. MONTELLA</b>	Current Lap Cancelled - Exceeded Track Limits - T1
11.34.26	<b>21 B. CURRIE</b>	Re-joined
11.34.42	<b>28 G. VAN STRAALEN</b>	Current Lap Cancelled - Exceeded Track Limits - T1
11.35.31	<b>66 N. TUULI</b>	Current Lap Cancelled - Exceeded Track Limits - T1
11.35.32	<b>99 A. HUERTAS</b>	Current Lap Cancelled - Exceeded Track Limits - T1
11.36.02	<b>54 B. SOFUOGLU</b>	Lap Cancelled [1'37.545] - Exceeded Track Limits - Turn 21
11.37.05	<b>69 T. BOOTH-AMOS</b>	Current Lap Cancelled - Exceeded Track Limits - T1
11.37.07	<b>64 F. CARICASULO</b>	Current Lap Cancelled - Exceeded Track Limits - T1
11.37.10	<b>11 N. BULEGA</b>	Current Lap Cancelled - Exceeded Track Limits - Turn 1
11.37.11	<b>53 V. DEBISE</b>	Current Lap Cancelled - Exceeded Track Limits - T1
11.37.16	<b>6 J. BUIS</b>	Current Lap Cancelled - Exceeded Track Limits - T1
11.37.23	<b>38 H. SOOMER</b>	Current Lap Cancelled - Exceeded Track Limits - T1
11.37.41	<b>89 P. HOMOLA</b>	Current Lap Cancelled - Exceeded Track Limits - T1
11.37.43	<b>23 I. VINALES</b>	Current Lap Cancelled - Exceeded Track Limits - T1
11.39.32	<b>54 B. SOFUOGLU</b>	On the Gravel - Re-Joined - Turn 7
11.40.46	<b>56 P. SEBESTYEN</b>	Current Lap Cancelled - Exceeded Track Limits - T1
11.41.20	<b>11 N. BULEGA</b>	Current Lap Cancelled - Exceeded Track Limits - T1
11.41.41	<b>17 K. SMITH</b>	Current Lap Cancelled - Exceeded Track Limits - T1
11.44.05	<b>56 P. SEBESTYEN</b>	Current Lap Cancelled - Exceeded Track Limits - T1
11.47.38	<b>54 B. SOFUOGLU</b>	Current Lap Cancelled - Exceeded Track Limits - T1
11.51.25	<b>6 J. BUIS</b>	Current Lap Cancelled - Exceeded Track Limits - T1
11.51.51	<b>64 F. CARICASULO</b>	Current Lap Cancelled - Exceeded Track Limits - T1
11.52.34	<b>54 B. SOFUOGLU</b>	Current Lap Cancelled - Exceeded Track Limits - T1
11.53.09	<b>6 J. BUIS</b>	Current Lap Cancelled - Exceeded Track Limits - T1
11.54.43	<b>38 H. SOOMER</b>	Current Lap Cancelled - Exceeded Track Limits - T1
11.54.45	<b>10 U. ORRADRE</b>	Current Lap Cancelled - Exceeded Track Limits - T1
11.54.55	<b>28 G. VAN STRAALEN</b>	Current Lap Cancelled - Exceeded Track Limits - T1
11.55.38	<b>61 C. ONCU</b>	Current Lap Cancelled - Exceeded Track Limits - T1
11.55.53	<b>54 B. SOFUOGLU</b>	Current Lap Cancelled - Exceeded Track Limits - T1
11.55.57	<b>7 L. BALDASSARRI</b>	Current Lap Cancelled - Exceeded Track Limits - T1
11.58.06	<b>73 M. KOFLER</b>	Current Lap Cancelled - Exceeded Track Limits - T1
12.01.58	<b>23 I. VINALES</b>	Current Lap Cancelled - Exceeded Track Limits - T1
12.02.41	<b>69 T. BOOTH-AMOS</b>	Current Lap Cancelled - Exceeded Track Limits - T1
12.03.04	<b>55 Y. MONTELLA</b>	Current Lap Cancelled - Exceeded Track Limits - T1
12.03.19	<b>69 T. BOOTH-AMOS</b>	On the Gravel - Re-Joined - Turn 7
12.05.22	<b>23 I. VINALES</b>	Current Lap Cancelled - Exceeded Track Limits - T1
12.05.38	<b>10 U. ORRADRE</b>	Crashed - Turn 7
12.06.10	<b>99 A. HUERTAS</b>	Current Lap Cancelled - Exceeded Track Limits - T1
12.08.04	<b>61 C. ONCU</b>	Current Lap Cancelled - Exceeded Track Limits - T1

29/07/2022 Start 11:25 End 12:12 The results are provisional until the end of the time limit for protests and appeals and the completion of the technical checks.

These data/results cannot be reproduced, stored and/or transmitted in whole or in part by any manner of electronic, mechanical, photocopying, recording, broadcasting or otherwise now known or herein after developed without the previous express consent by the copyright owner, except for reproduction in daily press and regular printed publications on sale to the public within 60 days of the event related to those data/results and always provided that copyright symbol appears together as follows below.

© DORNA WSBK ORGANIZATION Srl 2022



**Prosecco DOC Czech Round, 29-31 July 2022**  
**Results Free Practice 1st Session**

12.08.49	<b>3</b> R. <b>DE ROSA</b>	Current Lap Cancelled - Exceeded Track Limits - T1
12.09.07	<b>44</b> S. <b>ODENDAAL</b>	Current Lap Cancelled - Exceeded Track Limits - T1
12.09.24	<b>99</b> A. <b>HUERTAS</b>	Current Lap Cancelled - Exceeded Track Limits - T1
12.09.49	<b>94</b> A. <b>VERDDIA</b>	Current Lap Cancelled - Exceeded Track Limits - T1
12.09.53	<b>61</b> C. <b>ONCU</b>	Current Lap Cancelled - Exceeded Track Limits - T1
12.11.46	<b>61</b> C. <b>ONCU</b>	Technical Problem - Turn 12
12.12.06		End Of Session
12.18.36	<b>7</b> L. <b>BALDASSARRI</b>	Lap Cancelled [1'35.305] - Yellow Flag - Turn 6

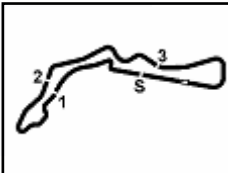
**Fastest Laps Sequence**

No.	Rider	Nat	Team	Bike	Local Time	Time	Gap	Avg
<b>24</b>	L. <b>TACCINI</b>	ITA	Ten Kate Racing Yamaha	Yamaha YZF R6	11:28'37.908	<b>1'39.879</b>		151,816
<b>53</b>	V. <b>DEBISE</b>	FRA	GMT94 Yamaha	Yamaha YZF R6	11:28'44.953	<b>1'38.351</b>	-1.528	154,174
<b>61</b>	C. <b>ONCU</b>	TUR	Kawasaki Puccetti Racing	Kawasaki ZX-6R	11:28'48.990	<b>1'38.080</b>	-0.271	154,600
<b>99</b>	A. <b>HUERTAS</b>	ESP	MTM Kawasaki	Kawasaki ZX-6R	11:28'51.949	<b>1'37.526</b>	-0.554	155,479
<b>99</b>	A. <b>HUERTAS</b>	ESP	MTM Kawasaki	Kawasaki ZX-6R	11:30'29.022	<b>1'37.073</b>	-0.453	156,204
<b>28</b>	G. <b>VAN STRAALEN</b>	NED	EAB Racing Team	Yamaha YZF R6	11:31'17.455	<b>1'36.792</b>	-0.281	156,658
<b>7</b>	L. <b>BALDASSARRI</b>	ITA	Evan Bros.WorldSSP Yamaha Team	Yamaha YZF R6	11:32'54.849	<b>1'36.439</b>	-0.353	157,231
<b>64</b>	F. <b>CARICASULO</b>	ITA	Althea Racing	Ducati Panigale V2	11:35'19.253	<b>1'36.356</b>	-0.083	157,366
<b>7</b>	L. <b>BALDASSARRI</b>	ITA	Evan Bros.WorldSSP Yamaha Team	Yamaha YZF R6	11:36'08.674	<b>1'36.310</b>	-0.046	157,442
<b>11</b>	N. <b>BULEGA</b>	ITA	Aruba.it Racing WorldSSP Team	Ducati Panigale V2	11:36'10.874	<b>1'36.247</b>	-0.063	157,545
<b>7</b>	L. <b>BALDASSARRI</b>	ITA	Evan Bros.WorldSSP Yamaha Team	Yamaha YZF R6	11:37'44.580	<b>1'35.906</b>	-0.341	158,105
<b>7</b>	L. <b>BALDASSARRI</b>	ITA	Evan Bros.WorldSSP Yamaha Team	Yamaha YZF R6	11:39'20.323	<b>1'35.743</b>	-0.163	158,374
<b>77</b>	D. <b>AEGERTER</b>	SUI	Ten Kate Racing Yamaha	Yamaha YZF R6	11:42'38.949	<b>1'35.675</b>	-0.068	158,487
<b>77</b>	D. <b>AEGERTER</b>	SUI	Ten Kate Racing Yamaha	Yamaha YZF R6	11:44'14.461	<b>1'35.512</b>	-0.163	158,757
<b>7</b>	L. <b>BALDASSARRI</b>	ITA	Evan Bros.WorldSSP Yamaha Team	Yamaha YZF R6	12:02'13.565	<b>1'35.497</b>	-0.015	158,782
<b>77</b>	D. <b>AEGERTER</b>	SUI	Ten Kate Racing Yamaha	Yamaha YZF R6	12:10'09.694	<b>1'35.216</b>	-0.281	159,251

Start 11:25 End 12:12 The results are provisional until the end of the time limit for protests and appeals and the completion of the technical checks.

These data/results cannot be reproduced, stored and/or transmitted in whole or in part by any manner of electronic, mechanical, photocopying, recording, broadcasting or otherwise now known or herein after developed without the previous express consent by the copyright owner, except for reproduction in daily press and regular printed publications on sale to the public within 60 days of the event related to those data/results and always provided that copyright symbol appears together as follows below.

© DORNA WSBK ORGANIZATION Srl 2022



Autodrom Most 4.212 m

**Prosecco DOC Czech Round, 29–31 July 2022**  
**Best Sectors & Speed Free Practice 1st Session**

**BEST LAP**

1	77	D. AEGERTER	Yamaha YZF R6	1'35.216
2	7	L. BALDASSARRI	Yamaha YZF R6	1'35.290
3	94	A. VERDOIA	Yamaha YZF R6	1'35.621
4	53	V. DEBISE	Yamaha YZF R6	1'35.667
5	11	N. BULEGA	Ducati Panigale V2	1'35.686
6	64	F. CARICASULO	Ducati Panigale V2	1'35.707
7	3	R. DE ROSA	Ducati Panigale V2	1'35.799
8	28	G. VAN STRAALLEN	Yamaha YZF R6	1'35.997
9	62	S. MANZI	Triumph Street Triple RS	1'36.015
10	99	A. HUERTAS	Kawasaki ZX-6R	1'36.174
11	61	C. ONCU	Kawasaki ZX-6R	1'36.198
12	44	S. ODENDAAL	Yamaha YZF R6	1'36.234
13	50	D. VOSTATEK	Yamaha YZF R6	1'36.243
14	25	M. BRENNER	Yamaha YZF R6	1'36.307
15	38	H. SOOMER	Triumph Street Triple RS	1'36.363
16	66	N. TUULI	MV Agusta F3 800 RR	1'36.544
17	55	Y. MONTELLA	Kawasaki ZX-6R	1'36.565
18	69	T. BOOTH-AMOS	Kawasaki ZX-6R	1'36.649
19	10	U. ORRADRE	Yamaha YZF R6	1'36.657
20	54	B. SOFUOGLU	MV Agusta F3 800 RR	1'36.694
21	56	P. SEBESTYEN	Yamaha YZF R6	1'36.746
22	23	I. VINALES	Ducati Panigale V2	1'37.038
23	24	L. TACCINI	Yamaha YZF R6	1'37.129
24	17	K. SMITH	Yamaha YZF R6	1'37.166
25	32	D. BAYLISS	Ducati Panigale V2	1'37.380
26	52	P. HOBELSBERGER	Yamaha YZF R6	1'37.659
27	22	F. FULIGNI	Ducati Panigale V2	1'38.246
28	73	M. KOFLER	Ducati Panigale V2	1'38.297
29	6	J. BUIS	Kawasaki ZX-6R	1'38.610
30	89	P. HOMOLA	Yamaha YZF R6	1'40.171
31	21	B. CURRIE	Kawasaki ZX-6R	1'40.178

**SPEED**

1	54	B. SOFUOGLU	MV Agusta F3 800 RR	261,6
2	50	D. VOSTATEK	Yamaha YZF R6	260,3
3	61	C. ONCU	Kawasaki ZX-6R	260,3
4	64	F. CARICASULO	Ducati Panigale V2	259,7
5	7	L. BALDASSARRI	Yamaha YZF R6	259,1
6	56	P. SEBESTYEN	Yamaha YZF R6	259,1
7	62	S. MANZI	Triumph Street Triple RS	259,1
8	69	T. BOOTH-AMOS	Kawasaki ZX-6R	259,1
9	94	A. VERDOIA	Yamaha YZF R6	258,5
10	10	U. ORRADRE	Yamaha YZF R6	257,9
11	11	N. BULEGA	Ducati Panigale V2	257,9
12	53	V. DEBISE	Yamaha YZF R6	257,9
13	55	Y. MONTELLA	Kawasaki ZX-6R	257,9
14	77	D. AEGERTER	Yamaha YZF R6	257,3
15	3	R. DE ROSA	Ducati Panigale V2	257,3
16	32	D. BAYLISS	Ducati Panigale V2	257,3
17	73	M. KOFLER	Ducati Panigale V2	256,7
18	6	J. BUIS	Kawasaki ZX-6R	256,7
19	24	L. TACCINI	Yamaha YZF R6	256,1
20	44	S. ODENDAAL	Yamaha YZF R6	256,1
21	66	N. TUULI	MV Agusta F3 800 RR	255,5
22	99	A. HUERTAS	Kawasaki ZX-6R	255,5
23	28	G. VAN STRAALLEN	Yamaha YZF R6	254,9
24	38	H. SOOMER	Triumph Street Triple RS	253,7
25	23	I. VINALES	Ducati Panigale V2	253,7
26	17	K. SMITH	Yamaha YZF R6	253,7
27	22	F. FULIGNI	Ducati Panigale V2	253,7
28	52	P. HOBELSBERGER	Yamaha YZF R6	252,5
29	25	M. BRENNER	Yamaha YZF R6	251,3
30	21	B. CURRIE	Kawasaki ZX-6R	250,8
31	89	P. HOMOLA	Yamaha YZF R6	249,6

**SEG. 1**

1	7	L. BALDASSARRI	23.103
2	62	S. MANZI	23.244
3	64	F. CARICASULO	23.262
4	77	D. AEGERTER	23.272
5	11	N. BULEGA	23.350
6	53	V. DEBISE	23.421
7	38	H. SOOMER	23.458
8	94	A. VERDOIA	23.459
9	61	C. ONCU	23.475
10	54	B. SOFUOGLU	23.486
11	56	P. SEBESTYEN	23.523
12	50	D. VOSTATEK	23.534
13	66	N. TUULI	23.560
14	28	G. VAN STRAALLEN	23.584
15	69	T. BOOTH-AMOS	23.604
16	10	U. ORRADRE	23.639
17	44	S. ODENDAAL	23.647
18	3	R. DE ROSA	23.650
19	99	A. HUERTAS	23.651
20	25	M. BRENNER	23.687
21	32	D. BAYLISS	23.794
22	55	Y. MONTELLA	23.818
23	73	M. KOFLER	23.858
24	24	L. TACCINI	23.895
25	17	K. SMITH	23.899
26	23	I. VINALES	23.936
27	52	P. HOBELSBERGER	23.998
28	22	F. FULIGNI	24.084
29	21	B. CURRIE	24.184
30	6	J. BUIS	24.270
31	89	P. HOMOLA	24.720

**SEG. 2**

1	99	A. HUERTAS	23.596
2	53	V. DEBISE	23.597
3	7	L. BALDASSARRI	23.598
4	77	D. AEGERTER	23.636
5	64	F. CARICASULO	23.654
6	62	S. MANZI	23.680
7	94	A. VERDOIA	23.699
8	3	R. DE ROSA	23.717
9	11	N. BULEGA	23.730
10	61	C. ONCU	23.734
11	38	H. SOOMER	23.748
12	28	G. VAN STRAALLEN	23.770
13	54	B. SOFUOGLU	23.783
14	50	D. VOSTATEK	23.843
15	25	M. BRENNER	23.845
16	10	U. ORRADRE	23.848
17	66	N. TUULI	23.852
18	56	P. SEBESTYEN	23.904
19	69	T. BOOTH-AMOS	23.905
20	44	S. ODENDAAL	23.922
21	24	L. TACCINI	23.943
22	32	D. BAYLISS	24.014
23	55	Y. MONTELLA	24.022
24	6	J. BUIS	24.048
25	23	I. VINALES	24.080
26	73	M. KOFLER	24.083
27	17	K. SMITH	24.125
28	22	F. FULIGNI	24.148
29	52	P. HOBELSBERGER	24.273
30	21	B. CURRIE	24.537
31	89	P. HOMOLA	24.882

**SEG. 3**

1	3	R. DE ROSA	24.595
2	77	D. AEGERTER	24.721
3	11	N. BULEGA	24.753
4	28	G. VAN STRAALLEN	24.791
5	55	Y. MONTELLA	24.814
6	7	L. BALDASSARRI	24.818
7	99	A. HUERTAS	24.818
8	25	M. BRENNER	24.825
9	64	F. CARICASULO	24.834
10	53	V. DEBISE	24.850
11	94	A. VERDOIA	24.852
12	61	C. ONCU	24.863
13	62	S. MANZI	24.916
14	10	U. ORRADRE	24.918
15	50	D. VOSTATEK	24.928
16	44	S. ODENDAAL	25.000
17	23	I. VINALES	25.011
18	17	K. SMITH	25.036
19	66	N. TUULI	25.085
20	24	L. TACCINI	25.132
21	56	P. SEBESTYEN	25.157
22	38	H. SOOMER	25.160
23	69	T. BOOTH-AMOS	25.162
24	32	D. BAYLISS	25.195
25	54	B. SOFUOGLU	25.223
26	52	P. HOBELSBERGER	25.337
27	6	J. BUIS	25.533
28	22	F. FULIGNI	25.550
29	73	M. KOFLER	25.587
30	89	P. HOMOLA	25.689
31	21	B. CURRIE	25.957

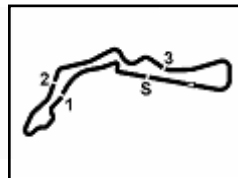
**SEG. 4**

1	94	A. VERDOIA	23.522
2	77	D. AEGERTER	23.587
3	44	S. ODENDAAL	23.663
4	7	L. BALDASSARRI	23.681
5	3	R. DE ROSA	23.692
6	53	V. DEBISE	23.696
7	11	N. BULEGA	23.699
8	64	F. CARICASULO	23.712
9	61	C. ONCU	23.749
10	62	S. MANZI	23.772
11	25	M. BRENNER	23.780
12	99	A. HUERTAS	23.798
13	28	G. VAN STRAALLEN	23.820
14	69	T. BOOTH-AMOS	23.825
15	50	D. VOSTATEK	23.851
16	66	N. TUULI	23.857
17	55	Y. MONTELLA	23.858
18	10	U. ORRADRE	23.886
19	38	H. SOOMER	23.969
20	17	K. SMITH	23.984
21	56	P. SEBESTYEN	23.998
22	23	I. VINALES	24.011
23	24	L. TACCINI	24.017
24	32	D. BAYLISS	24.018
25	52	P. HOBELSBERGER	24.040
26	54	B. SOFUOGLU	24.046
27	6	J. BUIS	24.216
28	22	F. FULIGNI	24.243
29	73	M. KOFLER	24.358
30	21	B. CURRIE	24.464
31	89	P. HOMOLA	24.639

29/07/2022

These data/results cannot be reproduced, stored and/or transmitted in whole or in part by any manner of electronic, mechanical, photocopying, recording, broadcasting or otherwise now known or herein after developed without the previous express consent by the copyright owner, except for reproduction in daily press and regular printed publications on sale to the public within 60 days of the event related to those data/results and always provided that copyright symbol appears together as follows below.

© DORNA WSBK ORGANIZATION Srl 2022



Autodrom Most 4.212 m

**Prosecco DOC Czech Round, 29-31 July 2022**  
**Ideal Times Free Practice 1st Session**

No. Rider	Nat	Bike	Seg. 1 Diff. 1	Seg. 2 Diff. 2	Seg. 3 Diff. 3	Seg. 4 Diff. 4	Ideal Time Best Lap	Pos.	Diff.
1 7 L. BALDASSARRI	ITA	Yamaha YZF R6	23.103 +0.016	23.598 +0.074	24.818	23.681	1'35.200 1'35.290	2	0.090
2 77 D. AEGERTER	SUI	Yamaha YZF R6	23.272	23.636	24.721	23.587	1'35.216 1'35.216	1	
3 64 F. CARICASULO	ITA	Ducati Panigale V2	23.262	23.654 +0.245	24.834	23.712	1'35.462 1'35.707	6	0.245
4 11 N. BULEGA	ITA	Ducati Panigale V2	23.350 +0.025	23.730	24.753	23.699 +0.129	1'35.532 1'35.686	5	0.154
5 94 A. VERDOIA	FRA	Yamaha YZF R6	23.459	23.699	24.852	23.522 +0.089	1'35.532 1'35.621	3	0.089
6 53 V. DEBISE	FRA	Yamaha YZF R6	23.421 +0.008	23.597	24.850	23.696 +0.095	1'35.564 1'35.667	4	0.103
7 62 S. MANZI	ITA	Triumph Street Triple RS	23.244 +0.329	23.680 +0.014	24.916	23.777 +0.055	1'35.617 1'36.015	9	0.398
8 3 R. DE ROSA	ITA	Ducati Panigale V2	23.650 +0.008	23.717 +0.137	24.595	23.692	1'35.654 1'35.799	7	0.145
9 61 C. ONCU	TUR	Kawasaki ZX-6R	23.475 +0.337	23.734	24.863	23.749 +0.040	1'35.821 1'36.198	11	0.377
10 99 A. HUERTAS	ESP	Kawasaki ZX-6R	23.651	23.596 +0.223	24.818 +0.043	23.798 +0.045	1'35.863 1'36.174	10	0.311
11 28 G. VAN STRAALLEN	NED	Yamaha YZF R6	23.584 +0.032	23.770	24.791	23.820	1'35.965 1'35.997	8	0.032
12 25 M. BRENNER	SUI	Yamaha YZF R6	23.687	23.845 +0.170	24.825	23.780	1'36.137 1'36.307	14	0.170
13 50 D. VOSTATEK	CZE	Yamaha YZF R6	23.534	23.843	24.928 +0.033	23.851 +0.054	1'36.156 1'36.243	13	0.087
14 44 S. DEENDAAL	RSA	Yamaha YZF R6	23.647	23.922 +0.002	25.000	23.663	1'36.232 1'36.234	12	0.002
15 10 U. ORRADRE	ESP	Yamaha YZF R6	23.639 +0.019	23.848 +0.162	24.918 +0.185	23.886	1'36.291 1'36.657	19	0.366
16 38 H. SOOMER	EST	Triumph Street Triple RS	23.458 +0.007	23.748	25.160	23.969 +0.021	1'36.335 1'36.363	15	0.028
17 66 N. TUULI	FIN	MV Agusta F3 800 RR	23.560	23.852 +0.120	25.085	23.857 +0.070	1'36.354 1'36.544	16	0.190
18 69 T. BOOTH-AMOS	GBR	Kawasaki ZX-6R	23.604 +0.050	23.905 +0.103	25.162	23.825	1'36.496 1'36.649	18	0.153
19 55 Y. MONTELLA	ITA	Kawasaki ZX-6R	23.818	24.022	24.814 +0.022	23.858 +0.031	1'36.512 1'36.565	17	0.053
20 54 B. SOFUOGLU	TUR	MV Agusta F3 800 RR	23.486 +0.052	23.783	25.223 +0.027	24.046 +0.077	1'36.538 1'36.694	20	0.156
21 56 P. SEBESTYEN	HUN	Yamaha YZF R6	23.523 +0.029	23.904 +0.100	25.157	23.998 +0.035	1'36.582 1'36.746	21	0.164
22 24 L. TACCINI	ITA	Yamaha YZF R6	23.895	23.943 +0.118	25.132	24.017 +0.024	1'36.987 1'37.129	23	0.142
23 32 D. BAYLISS	AUS	Ducati Panigale V2	23.794 +0.101	24.014 +0.258	25.195	24.018	1'37.021 1'37.380	25	0.359
24 23 I. VINALES	ESP	Ducati Panigale V2	23.936	24.080	25.011	24.011	1'37.038 1'37.038	22	
25 17 K. SMITH	GBR	Yamaha YZF R6	23.899 +0.120	24.125	25.036	23.984 +0.002	1'37.044 1'37.166	24	0.122
26 52 P. HOBELSBERGER	GER	Yamaha YZF R6	23.998	24.273 +0.011	25.337	24.040	1'37.648 1'37.659	26	0.011
27 73 M. KOFLER	AUT	Ducati Panigale V2	23.858 +0.001	24.083 +0.197	25.587 +0.213	24.358	1'37.886 1'38.297	28	0.411
28 22 F. FULIGNI	ITA	Ducati Panigale V2	24.084 +0.053	24.148 +0.064	25.550 +0.032	24.243 +0.072	1'38.025 1'38.246	27	0.221
29 6 J. BUIS	NED	Kawasaki ZX-6R	24.270 +0.302	24.048 +0.241	25.533	24.216	1'38.067 1'38.610	29	0.543
30 21 B. CURRIE	AUS	Kawasaki ZX-6R	24.184 +0.407	24.537 +0.629	25.957	24.464	1'39.142 1'40.178	31	1.036
31 89 P. HOMOLA	CZE	Yamaha YZF R6	24.720	24.882 +0.140	25.689	24.639 +0.101	1'39.930 1'40.171	30	0.241
<b>Overall Ideal Time</b>			23.103	23.596	24.595	23.522	1'34.816		

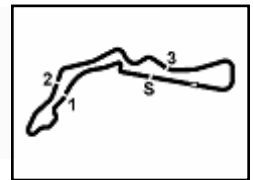
29/07/2022

These data/results cannot be reproduced, stored and/or transmitted in whole or in part by any manner of electronic, mechanical, photocopying, recording, broadcasting or otherwise now known or herein after developed without the previous express consent by the copyright owner, except for reproduction in daily press and regular printed publications on sale to the public within 60 days of the event related to those data/results and always provided that copyright symbol appears together as follows below.

© DORNA WSBK ORGANIZATION Srl 2022

FICR PERUGIA TIMING





Autodrom Most 4.212 m

**Prosecco DOC Czech Round, 29-31 July 2022**  
**Chronological Analysis Free Practice 1st Session**

1 / 6

1° 77 D. AEGERTER [1'35.216]							
Lap	Seg1	Seg2	Seg3	Seg4	Lap Time	km/h	Local Time
1		26.121	27.289	25.080			11:27'58.028
2	24.318	24.746	25.831	24.492	1'39.387	248,5	11:29'37.415
3	24.213	24.274	25.615	24.234	1'38.336	250,8	11:31'15.751
4	30.496	24.815	25.538	24.104	1'44.953C	250,8	11:33'00.704
5	24.015	24.104	25.195	24.012	1'37.326	253,1	11:34'38.030
6	24.068	23.907	24.964	23.950	1'36.889	252,5	11:36'14.919
7	23.622	23.852	24.849	23.783	1'36.106	253,1	11:37'51.025
8	23.523	23.869	24.939	23.803	1'36.134	253,1	11:39'27.159
9	23.449	23.992	24.954	23.720	1'36.115	253,1	11:41'03.274
10	23.393	23.840	24.779	23.663	1'35.675	253,1	11:42'38.949
11	23.291	23.697	24.798	23.726	1'35.512	<b>257,3</b>	11:44'14.461
12	23.482	23.915	25.979	37.880	1'51.256P	253,7	11:46'05.717
13	11'34.737	25.083	25.684	24.138	12'49.642P		11:58'55.359
14	23.676	23.941	24.989	23.923	1'36.529	253,1	12:00'31.888
15	23.523	23.810	24.996	23.766	1'36.095	253,7	12:02'07.983
16	23.453	23.794	24.976	23.666	1'35.889	254,3	12:03'43.872
17	23.441	23.745	24.959	23.653	1'35.798	253,1	12:05'19.670
18	23.657	25.008	25.730	24.674	1'39.069	253,7	12:06'58.739
19	23.569	23.754	24.804	23.612	1'35.739	254,3	12:08'34.478
20	<b>23.272</b>	<b>23.636</b>	<b>24.721</b>	<b>23.587</b>	<b>1'35.216</b>	254,3	12:10'09.694

16	23.729	23.929	25.399	23.850	1'36.907	253,7	11:57'56.119
17	24.055	24.421	25.538	3'45.597	4'59.611P	256,7	12:02'55.730
18	41.657	24.514	25.212	23.831	1'55.214P		12:04'50.944
19	23.828	23.790	24.982	23.600	1'36.200	251,9	12:06'27.144
20	23.493	23.708	24.936	<b>23.522</b>	1'35.659	254,3	12:08'02.803
21	<b>23.459</b>	<b>23.699</b>	<b>24.852</b>	23.611	<b>1'35.621</b>	254,9	12:09'38.424
22	26.125	24.134	25.207	24.005	1'39.471C	<b>258,5</b>	12:11'17.895

2° 7 L. BALDASSARRI [1'35.290]							
Lap	Seg1	Seg2	Seg3	Seg4	Lap Time	km/h	Local Time
1		25.886	26.098	24.528			11:28'02.932
2	24.319	24.393	25.202	23.999	1'37.913	252,5	11:29'40.845
3	24.670	23.999	24.934	23.962	1'37.565	257,3	11:31'18.410
4	23.586	23.847	24.953	24.053	1'36.439	254,3	11:32'54.849
5	24.025	24.085	25.089	24.316	1'37.515	<b>259,1</b>	11:34'32.364
6	23.582	23.804	25.025	23.899	1'36.310	254,3	11:36'08.674
7	23.436	23.720	24.989	23.761	1'35.906	254,9	11:37'44.580
8	23.220	23.756	24.954	23.813	1'35.743	256,7	11:39'20.323
9	25.368	25.224	26.247	40.430	1'57.269P	255,5	11:41'17.592
10	11'36.680	25.393	26.015	24.981	12'53.069P		11:54'10.661
11	23.571	23.893	25.174	23.858	1'36.496	252,5	11:55'47.157
12	24.473	24.661	25.890	24.322	1'39.346C	253,7	11:57'26.503
13	23.295	23.638	24.961	23.885	1'35.779	254,9	11:59'02.282
14	23.176	<b>23.598</b>	25.017	23.995	1'35.786	255,5	12:00'38.068
15	23.141	23.604	24.891	23.861	1'35.497	256,7	12:02'13.565
16	23.348	23.853	27.242	24.467	1'38.910	256,1	12:03'52.475
17	23.579	23.790	25.599	24.206	1'37.174	255,5	12:05'29.649
18	<b>23.103</b>	23.674	24.820	23.708	1'35.305C	255,5	12:07'04.954
19	23.654	23.887	26.113	24.316	1'37.970	257,3	12:08'42.924
20	23.119	23.672	<b>24.818</b>	<b>23.681</b>	<b>1'35.290</b>	257,3	12:10'18.214

4° 53 V. DEBISE [1'35.667]							
Lap	Seg1	Seg2	Seg3	Seg4	Lap Time	km/h	Local Time
1							11:25'08.412
2	40.303	26.452	26.621	24.814	1'58.190P		11:27'06.602
3	24.478	24.257	25.304	24.312	1'38.351	246,2	11:28'44.953
4	24.135	24.037	25.423	23.980	1'37.575	249,6	11:30'22.528
5	23.936	23.969	24.977	24.293	1'37.175C	251,3	11:31'59.703
6	23.845	24.782	25.838	24.307	1'38.772	251,9	11:33'38.475
7	23.711	24.096	33.280	24.439	1'45.526	249,6	11:35'24.001
8	23.631	23.857	25.141	23.950	1'36.579	251,9	11:37'00.580
9	24.924	24.488	25.345	7'58.963	9'13.720CP	254,3	11:46'14.300
10	53.398	24.566	25.584	24.251	2'07.799P		11:48'22.099
11	23.829	23.923	25.128	24.293	1'37.173	251,3	11:49'59.272
12	24.162	23.946	25.102	24.199	1'37.409	248,5	11:51'36.681
13	23.810	23.972	25.154	24.000	1'36.936	254,3	11:53'13.617
14	23.635	23.892	24.992	23.850	1'36.369	253,7	11:54'49.986
15	<b>23.421</b>	23.793	25.008	23.903	1'36.125	253,1	11:56'26.111
16	23.560	23.782	25.195	5'14.533	6'27.070P	253,7	12:02'53.181
17	42.795	24.543	25.289	23.955	1'56.582P		12:04'49.763
18	23.628	23.806	24.945	<b>23.696</b>	1'36.075	250,8	12:06'25.838
19	23.616	23.670	24.896	23.791	1'35.973	252,5	12:08'01.811
20	23.622	23.872	24.968	23.735	1'36.197	253,7	12:09'38.008
21	23.429	<b>23.597</b>	<b>24.850</b>	23.791	<b>1'35.667</b>	<b>257,9</b>	12:11'13.675

3° 94 A. VERDOIA [1'35.621]							
Lap	Seg1	Seg2	Seg3	Seg4	Lap Time	km/h	Local Time
1							11:25'27.986
2	51.720	27.132	26.507	24.414	2'09.773P		11:27'37.759
3	25.318	24.689	25.999	24.255	1'40.261C	249,0	11:29'18.020
4	24.217	24.165	25.537	24.058	1'37.977	250,8	11:30'55.997
5	24.123	24.205	25.342	24.321	1'37.991	253,1	11:32'33.988
6	23.884	23.914	25.272	23.926	1'36.996	254,3	11:34'10.984
7	23.813	23.952	25.105	23.852	1'36.722	253,1	11:35'47.706
8	23.797	24.002	25.248	23.856	1'36.903	256,7	11:37'24.609
9	23.839	23.859	25.480	24.061	1'37.239	253,7	11:39'01.848
10	23.687	23.796	25.046	23.784	1'36.313	253,1	11:40'38.161
11	23.800	23.937	25.572	24.049	1'37.358	253,7	11:42'15.519
12	23.675	24.542	25.884	24.098	1'38.199	255,5	11:43'53.718
13	23.975	24.184	26.044	7'24.629	8'38.832P	253,1	11:52'32.550
14	54.099	25.245	25.764	24.234	2'09.342P		11:54'41.892
15	23.947	24.105	25.336	23.932	1'37.320	252,5	11:56'19.212

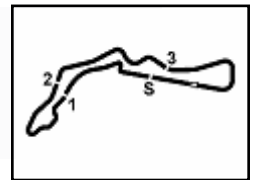
5° 11 N. BULEGA [1'35.686]							
Lap	Seg1	Seg2	Seg3	Seg4	Lap Time	km/h	Local Time
1		25.885	26.252	24.647			11:28'05.986
2	24.066	24.460	25.394	23.973	1'37.893	251,3	11:29'43.879
3	23.703	24.198	25.122	23.862	1'36.885	251,3	11:31'20.764
4	23.487	24.113	25.124	23.892	1'36.616	253,1	11:32'57.380
5	23.805	24.372	25.110	23.960	1'37.247C	253,7	11:34'34.627
6	23.685	23.842	24.938	23.782	1'36.247	253,7	11:36'10.874
7	29.212	26.534	25.440	23.857	1'45.043C	253,1	11:37'55.917
8	23.630	23.891	25.168	23.881	1'36.570	254,9	11:39'32.487
9	23.806	23.825	24.804	24.676	1'37.111	252,5	11:41'09.598
10	24.922	25.812	26.232	39.521	1'56.487CP	252,5	11:43'06.085
11	13'49.509	24.264	25.183	23.844	15'02.800P		11:58'08.885
12	23.704	23.865	24.905	24.371	1'36.845	254,3	11:59'45.730
13	23.492	23.753	24.873	23.844	1'35.962	<b>257,9</b>	12:01'21.692
14	23.375	<b>23.730</b>	<b>24.753</b>	23.828	<b>1'35.686</b>	254,9	12:02'57.378
15	<b>23.350</b>	23.814	24.973	23.804	1'35.941	253,7	12:04'33.319
16	23.620	23.795	25.076	<b>23.699</b>	1'36.190	253,1	12:06'09.509
17	23.547	23.835	24.902	23.744	1'36.028	253,7	12:07'45.537
18	23.592	23.845	24.912	23.865	1'36.214	253,7	12:09'21.751
19	23.389	23.804	24.879	23.796	1'35.868	253,7	12:10'57.619

6° 64 F. CARICASULO [1'35.707]							
Lap	Seg1	Seg2	Seg3	Seg4	Lap Time	km/h	Local Time
1		27.738	27.230	25.237			11:27'07.666
2	24.731	24.819	26.101	24.494	1'40.145	242,4	11:28'47.811
3	24.070	24.288	25.548	24.271	1'38.177	252,5	11:30'25.988
4	23.824	24.316	25.396	24.046	1'37.582	255,5	11:32'03.570
5	24.051	24.165	25.668	25.443	1'39.327	256,1	11:33'42.897
6	23.506	23.782	25.116	23.952	1'36.356	257,3	11:35'19.253
7	23.676	23.764	25.234	24.093	1'36.767	255,5	11:36'56.020

29/07/2022 P = Pits In/Out - C = Lap Time Cancelled

These data/results cannot be reproduced, stored and/or transmitted in whole or in part by any manner of electronic, mechanical, photocopying, recording, broadcasting or otherwise now known or herein after developed without the previous express consent by the copyright owner, except for reproduction in daily press and regular printed publications on sale to the public within 60 days of the event related to those data/results and always provided that copyright symbol appears together as follows below.

© DORNA WSBK ORGANIZATION Srl 2022



**Prosecco DOC Czech Round, 29-31 July 2022**  
**Chronological Analysis Free Practice 1st Session**

8	29.791	32.064	26.233	24.744	1'52.832C	246,2	11:38'48.852
9	23.804	24.054	25.419	38.555	1'51.832P	254,9	11:40'40.684
10	4'56.071	24.570	25.570	24.262	6'10.473P		11:46'51.157
11	23.589	23.913	25.022	23.926	1'36.450	253,7	11:48'27.607
12	23.854	23.993	25.370	24.049	1'37.266	256,1	11:50'04.873
13	23.364	<b>23.654</b>	24.982	24.127	1'36.127	254,9	11:51'41.000
14	27.760	25.089	26.330	38.523	1'57.702CP	<b>259,7</b>	11:53'38.702
15	5'22.360	25.285	25.684	24.337	6'37.666P		12:00'16.368
16	23.423	23.780	25.231	24.097	1'36.531	255,5	12:01'52.899
17	23.682	23.882	25.333	24.070	1'36.967	254,9	12:03'29.866
18	23.515	24.013	25.016	23.833	1'36.377	253,7	12:05'06.243
19	23.305	24.172	25.046	23.982	1'36.505	254,3	12:06'42.748
20	23.273	23.848	24.925	23.904	1'35.950	254,9	12:08'18.698
21	23.290	23.835	24.913	23.988	1'36.026	254,3	12:09'54.724
22	<b>23.262</b>	23.899	<b>24.834</b>	<b>23.712</b>	<b>1'35.707</b>	254,9	12:11'30.431

9° 62 S. MANZI [1'36.015]							
Lap	Seg1	Seg2	Seg3	Seg4	Lap Time	km/h	Local Time
1		26.525	26.961	25.273			11:27'26.492
2	24.700	25.574	25.995	24.459	1'40.728	250,8	11:29'07.220
3	24.462	24.548	25.867	24.200	1'39.077	254,9	11:30'46.297
4	24.057	24.205	25.315	24.121	1'37.698	256,7	11:32'23.995
5	23.835	23.971	25.424	24.224	1'37.454	256,7	11:34'01.449
6	23.644	23.860	25.057	23.812	1'36.373	256,1	11:35'37.822
7	23.692	29.095	25.352	24.015	1'42.154	257,3	11:37'19.976
8	23.645	23.898	25.024	23.953	1'36.520	256,1	11:38'56.496
9	24.369	24.284	25.373	24.124	1'38.150	256,1	11:40'34.646
10	23.578	23.930	25.222	24.023	1'36.753	254,9	11:42'11.399
11	23.386	23.955	24.971	24.011	1'36.323	255,5	11:43'47.722
12	<b>23.244</b>	24.127	25.175	24.135	1'36.681	254,9	11:45'24.403
13	29.030	27.617	28.604	41.561	2'06.812P	256,1	11:47'31.215
14	11'03.473	24.593	25.224	23.979	12'17.269P		11:59'48.484
15	23.602	23.779	24.960	<b>23.777</b>	1'36.118	257,3	12:01'24.602
16	23.528	23.980	25.717	23.800	1'37.025	<b>259,1</b>	12:03'01.627
17	23.573	23.694	<b>24.916</b>	23.832	<b>1'36.015</b>	257,3	12:04'37.642
18	23.630	<b>23.680</b>	25.099	23.826	1'36.235	256,7	12:06'13.877
19	23.327	23.710	25.188	24.011	1'36.236	256,1	12:07'50.113
20	23.706	23.739	25.138	24.015	1'36.598	254,9	12:09'26.711
21	23.356	23.898	25.150	24.011	1'36.415	256,7	12:11'03.126

7° 3 R. DE ROSA [1'35.799]							
Lap	Seg1	Seg2	Seg3	Seg4	Lap Time	km/h	Local Time
1		29.122	26.887	25.669			11:29'05.025
2	24.832	25.266	25.783	24.240	1'40.121	241,9	11:30'45.146
3	24.146	24.216	25.125	23.861	1'37.348	254,3	11:32'22.494
4	24.063	24.462	25.473	24.860	1'38.858	<b>257,3</b>	11:34'01.352
5	24.218	24.058	24.993	23.924	1'37.193	255,5	11:35'38.545
6	23.838	25.531	25.690	44.711	1'59.770P	254,3	11:37'38.315
7	7'41.300	25.214	26.072	24.431	8'57.017P		11:46'35.332
8	24.449	24.130	25.134	24.140	1'37.853	249,0	11:48'13.185
9	23.958	24.041	25.155	24.372	1'37.526	245,7	11:49'50.711
10	23.901	24.077	24.961	23.976	1'36.915	249,0	11:51'27.626
11	23.820	23.932	24.920	23.987	1'36.659	248,5	11:53'04.285
12	27.636	25.508	25.631	24.277	1'43.052	249,6	11:54'47.337
13	23.733	<b>23.717</b>	24.963	23.881	1'36.294	248,5	11:56'23.631
14	27.118	26.012	25.613	41.223	1'59.966P	250,2	11:58'23.597
15	4'00.098	25.108	25.233	24.000	5'14.439P		12:03'38.036
16	23.658	23.854	<b>24.595</b>	<b>23.692</b>	<b>1'35.799</b>	249,0	12:05'13.835
17	23.740	25.478	29.053	29.742	1'48.013	250,2	12:07'01.848
18	<b>23.650</b>	23.723	24.772	23.892	1'36.037	251,9	12:08'37.885
19	30.063	24.319	25.259	23.987	1'43.628C	250,2	12:10'21.513

10° 99 A. HUERTAS [1'36.174]							
Lap	Seg1	Seg2	Seg3	Seg4	Lap Time	km/h	Local Time
1		24.663	25.991	24.195			11:27'14.423
2	24.190	24.127	25.273	23.936	1'37.526	249,0	11:28'51.949
3	23.853	24.155	25.163	23.902	1'37.073	251,9	11:30'29.022
4	24.450	24.216	24.961	24.035	1'37.662	254,3	11:32'06.684
5	23.959	24.367	25.359	24.022	1'37.707	251,3	11:33'44.391
6	23.986	23.957	25.095	<b>23.798</b>	1'36.836	252,5	11:35'21.227
7	27.444	27.629	26.788	38.844	2'00.705CP	253,1	11:37'21.932
8	8'10.153	24.126	25.198	23.983	9'23.460P		11:46'45.392
9	23.994	23.801	25.006	24.693	1'37.494	250,8	11:48'22.886
10	23.806	23.695	<b>24.818</b>	23.879	1'36.198	252,5	11:49'59.084
11	23.837	24.005	24.920	25.590	1'38.352	251,9	11:51'37.436
12	23.814	<b>23.596</b>	25.006	23.823	1'36.239	251,9	11:53'13.675
13	23.993	24.985	26.071	38.855	1'53.904P	254,9	11:55'07.579
14	7'59.718	24.324	25.702	24.363	9'14.107P		12:04'21.686
15	23.876	23.790	26.445	23.890	1'38.001	<b>255,5</b>	12:05'59.687
16	25.129	23.972	25.101	23.892	1'38.094C	254,3	12:07'37.781
17	<b>23.651</b>	23.819	24.861	23.843	<b>1'36.174</b>	253,1	12:09'13.955
18	24.799	24.080	27.313	39.529	1'55.721CP	253,7	12:11'09.676

8° 28 G. VAN STRAALLEN [1'35.997]							
Lap	Seg1	Seg2	Seg3	Seg4	Lap Time	km/h	Local Time
1		26.064	26.180	24.672			11:28'02.271
2	24.703	24.371	25.151	24.167	1'38.392	246,2	11:29'40.663
3	23.749	24.077	24.884	24.082	1'36.792	249,0	11:31'17.455
4	23.879	24.003	25.211	24.216	1'37.309	249,6	11:32'54.764
5	23.755	23.922	24.853	23.939	1'36.469	248,5	11:34'31.233
6	33.471	24.212	24.878	23.957	1'46.518C	248,5	11:36'17.751
7	23.736	24.340	25.014	23.898	1'36.988	250,2	11:37'54.739
8	23.606	23.906	26.015	41.410	1'54.937P	250,2	11:39'49.676
9	6'53.827	24.719	25.305	24.310	8'08.161P		11:47'57.837
10	24.162	24.121	25.026	23.970	1'37.279	251,9	11:49'35.116
11	29.029	25.045	24.965	24.229	1'43.268	249,6	11:51'18.384
12	<b>23.584</b>	23.988	25.441	24.110	1'37.123	249,6	11:52'55.507
13	23.884	34.986	25.821	24.074	1'48.765	253,7	11:54'44.272
14	30.641	24.387	25.220	23.945	1'44.193C	251,9	11:56'28.465
15	23.679	23.783	24.964	23.823	1'36.249	250,8	11:58'04.714
16	24.071	24.071	25.373	37.459	1'50.974P	251,3	11:59'55.688
17	2'38.108	24.331	25.021	24.046	3'51.506P		12:03'47.194
18	23.662	23.880	25.038	23.873	1'36.453	250,2	12:05'23.647
19	23.997	24.883	26.051	23.827	1'38.758	250,8	12:07'02.405
20	23.616	<b>23.770</b>	<b>24.791</b>	<b>23.820</b>	<b>1'35.997</b>	251,9	12:08'38.402
21	24.327	23.964	25.128	24.327	1'37.746	<b>254,9</b>	12:10'16.148

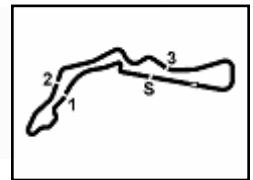
11° 61 C. ONCU [1'36.198]							
Lap	Seg1	Seg2	Seg3	Seg4	Lap Time	km/h	Local Time
1		27.892	27.011	25.213			11:27'10.910
2	24.142	24.395	25.460	24.083	1'38.080	256,7	11:28'48.990
3	24.114	24.153	25.439	23.921	1'37.627	253,1	11:30'26.617
4	23.826	24.168	25.219	23.884	1'37.097	255,5	11:32'03.714
5	23.705	23.940	25.028	23.815	1'36.488	259,1	11:33'40.202
6	23.814	23.993	25.136	23.914	1'36.857	253,1	11:35'17.059
7	27.583	24.449	25.831	24.075	1'41.938	254,9	11:36'58.997
8	23.577	24.014	24.980	<b>23.749</b>	1'36.320	253,7	11:38'35.317
9	27.664	25.441	26.184	37.709	1'56.998P	253,7	11:40'32.315
10	7'07.323	24.749	25.583	25.198	8'22.853P		11:48'55.168
11	23.670	23.805	24.896	23.839	1'36.210	252,5	11:50'31.378
12	24.049	23.971	25.877	25.101	1'38.998	253,7	11:52'10.376
13	26.977	24.278	25.409	24.294	1'40.958	253,1	11:53'51.334
14	23.935	23.962	25.239	23.977	1'37.113	251,3	11:55'28.447
15	26.096	25.144	26.467	36.863	1'54.570CP	251,3	11:57'23.017
16	4'28.725	24.263	25.527	24.080	5'42.595P		12:03'05.612

29/07/2022 P = Pits In/Out - C = Lap Time Cancelled

These data/results cannot be reproduced, stored and/or transmitted in whole or in part by any manner of electronic, mechanical, photocopying, recording, broadcasting or otherwise now known or herein after developed without the previous express consent by the copyright owner, except for reproduction in daily press and regular printed publications on sale to the public within 60 days of the event related to those data/results and always provided that copyright symbol appears together as follows below.

© DORNA WSBK ORGANIZATION Srl 2022





Autodrom Most 4.212 m

**Prosecco DOC Czech Round, 29–31 July 2022**  
**Chronological Analysis Free Practice 1st Session**

3 / 6

17	23.815	23.833	24.926	23.790	1'36.364	252,5	12:04'41.976	6	24.345	24.199	25.119	24.238	1'37.901	246,2	11:34'24.576
18	23.812	<b>23.734</b>	<b>24.863</b>	23.789	<b>1'36.198</b>	252,5	12:06'18.174	7	24.194	24.447	25.067	24.051	1'37.759	245,7	11:36'02.335
19	<b>23.475</b>	23.852	25.163	24.027	1'36.517	<b>260,3</b>	12:07'54.691	8	24.204	24.064	24.968	24.005	1'37.241	248,5	11:37'39.576
20	29.068	27.790	26.783	24.628	1'48.269C	253,1	12:09'42.960	9	24.017	24.589	25.789	39.851	1'54.246P	247,9	11:39'33.822

**12° 44 S. ODENDAAL [1'36.234]**

Lap	Seg.1	Seg.2	Seg.3	Seg.4	Lap Time	km/h	Local Time
1							11:27'39.690
2					1'40.348		11:29'20.038
3					1'38.341		11:30'58.379
4					1'53.438P		11:32'51.817
5	1'20.211	24.737	25.928	24.475	2'35.351P		11:35'27.168
6	24.254	24.123	25.430	24.348	1'38.155	250,8	11:37'05.323
7	24.091	24.194	25.273	23.898	1'37.456	251,9	11:38'42.779
8	24.032	24.168	25.261	24.091	1'37.552	250,8	11:40'20.331
9	23.960	24.125	25.356	23.900	1'37.341	250,8	11:41'57.672
10	24.586	25.123	26.444	39.876	1'56.029P	250,2	11:43'53.701
11	9'13.297	25.199	26.151	24.139	10'28.786P		11:54'22.487
12	24.031	24.204	25.439	24.191	1'37.865	249,6	11:56'00.352
13	23.898	24.135	25.501	24.060	1'37.594	250,2	11:57'37.946
14	23.842	24.138	25.401	24.291	1'37.672	250,8	11:59'15.618
15	23.913	24.054	25.029	23.986	1'36.982	251,9	12:00'52.600
16	23.746	24.018	25.157	23.858	1'36.779	253,1	12:02'29.379
17	23.783	<b>23.922</b>	25.091	23.948	1'36.744	250,8	12:04'06.123
18	23.807	23.961	25.128	23.759	1'36.655	251,3	12:05'42.778
19	23.848	24.211	25.113	23.940	1'37.112	252,5	12:07'19.890
20	<b>23.647</b>	23.924	<b>25.000</b>	<b>23.663</b>	<b>1'36.234</b>	253,1	12:08'56.124
21	25.530	26.247	26.624	24.793	1'43.194C	<b>256,1</b>	12:10'39.318

**15° 38 H. SOOMER [1'36.363]**

Lap	Seg.1	Seg.2	Seg.3	Seg.4	Lap Time	km/h	Local Time
1		25.528	26.703	25.240			11:27'21.248
2	24.417	25.122	26.369	24.626	1'40.534	251,3	11:29'01.782
3	24.185	24.570	26.327	24.775	1'39.857	252,5	11:30'41.639
4	23.929	24.479	25.335	24.418	1'38.161	251,9	11:32'19.800
5	23.832	24.207	25.389	24.151	1'37.579	249,6	11:33'57.379
6	24.133	24.270	25.317	24.459	1'38.179	249,6	11:35'35.558
7	23.768	23.993	25.198	24.118	1'37.077	246,2	11:37'12.635
8	28.635	24.740	25.811	25.105	1'44.291C	252,5	11:38'56.926
9	24.288	24.273	25.514	37.032	1'51.107P	<b>253,7</b>	11:40'48.033
10	10'52.616	24.944	25.602	24.180	12'07.342P		11:52'55.375
11	23.755	24.116	25.684	24.178	1'37.733	251,9	11:54'33.108
12	25.415	24.571	25.443	24.205	1'39.634C	251,3	11:56'12.742
13	23.824	24.075	25.224	24.095	1'37.218	252,5	11:57'49.960
14	23.681	23.860	26.012	24.255	1'37.808	253,1	11:59'27.768
15	26.099	24.558	25.824	36.861	1'53.342P	<b>253,7</b>	12:01'21.110
16	3'04.335	24.463	25.595	24.165	4'18.558P		12:05'39.668
17	23.863	24.128	25.171	<b>23.969</b>	1'37.131	250,8	12:07'16.799
18	23.465	<b>23.748</b>	<b>25.160</b>	23.990	<b>1'36.363</b>	251,9	12:08'53.162
19	<b>23.458</b>	24.576	25.952	24.734	1'38.720	253,1	12:10'31.882

**13° 50 O. VOSTATEK [1'36.243]**

Lap	Seg.1	Seg.2	Seg.3	Seg.4	Lap Time	km/h	Local Time
1							11:25'10.500
2	45.350	24.916	25.697	24.323	2'00.286P		11:27'10.786
3	24.467	24.344	25.468	24.335	1'38.614	249,6	11:28'49.400
4	23.886	24.116	25.571	24.019	1'37.592	253,7	11:30'26.992
5	23.760	24.030	25.237	23.874	1'36.901	253,7	11:32'03.893
6	23.976	24.103	25.225	24.439	1'37.743	257,3	11:33'41.636
7	23.730	23.863	24.970	23.963	1'36.526	252,5	11:35'18.162
8	23.736	23.988	25.769	24.061	1'37.554	256,1	11:36'55.716
9	24.484	24.022	25.194	43.709	1'57.409P	251,3	11:38'53.125
10	8'13.700	25.607	25.531	24.226	9'29.064P		11:48'22.189
11	23.879	24.053	24.978	23.964	1'36.874	254,9	11:49'59.063
12	24.040	23.968	<b>24.928</b>	24.012	1'36.948	250,8	11:51'36.011
13	23.688	24.123	25.028	24.032	1'36.871	250,2	11:53'12.882
14	25.029	24.373	26.628	24.995	1'41.025	247,9	11:54'53.907
15	23.782	24.002	25.015	23.960	1'36.759	249,6	11:56'30.666
16	23.661	23.976	25.020	23.943	1'36.600	253,1	11:58'07.266
17	24.485	25.052	25.196	23.971	1'38.704	251,3	11:59'45.970
18	23.908	24.095	25.605	24.094	1'37.702	257,3	12:01'23.672
19	23.575	24.155	25.135	24.135	1'37.000	251,3	12:03'00.672
20	<b>23.534</b>	<b>23.843</b>	24.961	23.905	<b>1'36.243</b>	249,0	12:04'36.915
21	24.830	26.860	25.199	24.288	1'41.177	250,8	12:06'18.092
22	23.875	24.196	25.558	24.286	1'37.915	258,5	12:07'58.007
23	23.992	27.604	25.896	24.322	1'41.814	<b>260,3</b>	12:09'37.821
24	23.810	24.018	24.937	<b>23.851</b>	1'36.616	251,3	12:11'14.437

**16° 66 N. TUULI [1'36.544]**

Lap	Seg.1	Seg.2	Seg.3	Seg.4	Lap Time	km/h	Local Time
1		26.571	26.630	24.728			11:27'01.999
2	24.513	25.696	25.599	24.618	1'40.426	249,0	11:28'42.425
3	24.247	24.786	25.494	24.225	1'38.752	251,3	11:30'21.177
4	23.909	24.365	25.405	24.239	1'37.918	249,0	11:31'59.095
5	24.062	25.442	25.929	24.282	1'39.715	250,2	11:33'38.810
6	24.446	24.475	28.664	24.170	1'41.755	254,3	11:35'20.565
7	25.977	25.510	26.019	41.404	1'58.910CP	252,5	11:37'19.475
8	46.287	24.572	25.452	39.406	2'15.717P		11:39'35.192
9	12'31.248	24.808	25.641	24.127	13'45.824P		11:53'21.016
10	24.001	24.128	25.413	24.037	1'37.579	253,1	11:54'58.595
11	23.608	24.016	25.261	24.189	1'37.074	<b>255,5</b>	11:56'35.669
12	24.006	24.292	25.815	38.135	1'52.248P	251,3	11:58'27.917
13	4'39.011	24.666	25.552	24.433	5'53.662P		12:04'21.579
14	23.807	<b>23.852</b>	25.165	<b>23.857</b>	1'36.681	249,0	12:05'58.260
15	24.353	24.145	25.308	24.073	1'37.879	252,5	12:07'36.139
16	<b>23.560</b>	23.972	<b>25.085</b>	23.927	<b>1'36.544</b>	251,9	12:09'12.683
17	23.579	30.966	27.438	24.077	1'46.060	251,9	12:10'58.743

**14° 25 M. BRENNER [1'36.307]**

Lap	Seg.1	Seg.2	Seg.3	Seg.4	Lap Time	km/h	Local Time
1							11:25'53.208
2	39.858	25.935	26.325	24.890	1'57.008P		11:27'50.216
3	24.174	24.455	25.326	24.392	1'38.347	244,6	11:29'28.563
4	24.571	24.316	25.364	24.246	1'38.497	246,2	11:31'07.060
5	25.703	24.505	25.117	24.290	1'39.615C	246,8	11:32'46.675

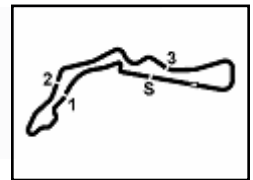
**17° 55 Y. MONTELLA [1'36.565]**

Lap	Seg.1	Seg.2	Seg.3	Seg.4	Lap Time	km/h	Local Time
1		26.114	26.484	24.745			11:27'15.441
2	24.943	24.830	25.928	24.503	1'40.204	250,2	11:28'55.645
3	24.325	24.627	28.776	24.715	1'42.443	250,8	11:30'38.088
4	24.408	24.386	25.819	24.344	1'38.957	251,3	11:32'17.045

29/07/2022 P = Pits In/Out - C = Lap Time Cancelled

These data/results cannot be reproduced, stored and/or transmitted in whole or in part by any manner of electronic, mechanical, photocopying, recording, broadcasting or otherwise now known or herein after developed without the previous express consent by the copyright owner, except for reproduction in daily press and regular printed publications on sale to the public within 60 days of the event related to those data/results and always provided that copyright symbol appears together as follows below.

© DORNA WSBK ORGANIZATION Srl 2022



Autodrom Most 4.212 m

**Prosecco DOC Czech Round, 29-31 July 2022**  
**Chronological Analysis Free Practice 1st Session**

4 / 6

5	24.404	24.543	25.617	24.256	1'38.820	251,3	11:33'55.865	4	24.164	24.901	25.752	24.298	1'39.115	257,3	11:32'02.337
6	31.201	24.396	25.425	24.325	1'45.347C	252,5	11:35'41.212	5	23.865	24.168	25.821	24.222	1'38.076	256,7	11:33'40.413
7	24.112	24.272	25.388	24.008	1'37.780	254,9	11:37'18.992	6	23.853	23.980	25.496	24.216	1'37.545C	<b>261,6</b>	11:35'17.958
8	23.911	24.290	25.156	23.973	1'37.330	254,3	11:38'56.322	7	23.615	24.145	25.857	24.235	1'37.852	256,7	11:36'55.810
9	24.287	24.338	27.830	24.351	1'40.806	<b>257,9</b>	11:40'37.128	8	23.767	23.979	25.453	24.119	1'37.318	260,3	11:38'33.128
10	24.037	24.408	25.594	24.215	1'38.254	254,3	11:42'15.382	9	23.672	28.987	29.494	40.905	2'03.058P	259,1	11:40'36.186
11	27.514	25.364	26.217	38.335	1'57.430P	255,5	11:44'12.812	10	7'17.363	25.302	26.031	24.560	8'33.256CP		11:49'09.442
12	15'48.681	24.842	25.776	24.454	17'03.753P		12:01'16.565	11	23.947	24.121	25.679	24.077	1'37.824	256,1	11:50'47.266
13	23.911	24.175	25.133	24.092	1'37.311	251,9	12:02'53.876	12	23.546	23.907	25.271	24.173	1'36.897	257,3	11:52'24.163
14	28.215	24.156	24.942	23.842	1'41.155C	253,1	12:04'35.031	13	26.108	24.615	26.504	24.787	1'42.014C	256,7	11:54'06.177
15	23.949	24.043	24.972	<b>23.858</b>	1'36.822	254,3	12:06'11.853	14	23.754	24.054	25.550	24.108	1'37.466	256,7	11:55'43.643
16	23.890	24.091	27.088	23.981	1'39.050	254,3	12:07'50.903	15	28.371	25.617	25.914	24.082	1'43.984C	255,5	11:57'27.627
17	24.030	<b>24.022</b>	<b>24.814</b>	23.869	1'36.735	256,1	12:09'27.638	16	23.808	23.834	25.656	24.299	1'37.597	259,1	11:59'05.224
18	<b>23.818</b>	<b>24.022</b>	24.836	23.889	<b>1'36.565</b>	256,1	12:11'04.203	17	24.024	23.990	25.577	24.603	1'38.194	259,1	12:00'43.418

**18° 69 T. BOOTH-AMOS [1'36.649]**

Lap	Seg1	Seg2	Seg3	Seg4	Lap Time	km/h	Local Time
1							11:25'52.153
2	41.716	26.297	27.431	41.591	2'17.035P		11:28'09.188
3	58.470	24.906	25.851	24.328	2'13.555P		11:30'22.743
4	24.254	24.274	25.477	24.115	1'38.120	254,9	11:32'00.863
5	23.914	24.222	25.590	24.316	1'38.042	249,6	11:33'38.905
6	23.993	24.138	25.221	24.332	1'37.684	257,3	11:35'16.589
7	23.888	24.177	26.096	24.117	1'38.278	254,9	11:36'54.867
8	27.352	25.488	25.423	40.543	1'58.806CP	254,9	11:38'53.673
9	4'49.588	28.615	25.876	24.557	6'08.636P		11:45'02.309
10	23.874	24.272	25.393	24.164	1'37.703	251,9	11:46'40.012
11	23.784	24.134	25.291	23.939	1'37.148	253,7	11:48'17.160
12	23.701	<b>23.905</b>	25.183	23.983	1'36.772	254,3	11:49'53.932
13	23.790	25.236	26.519	42.447	1'57.992P	254,9	11:51'51.924
14	9'18.831	28.065	28.053	24.168	10'39.117P		12:02'31.041
15	24.024	33.508	26.899	26.401	1'50.832C	253,1	12:04'21.873
16	24.034	24.091	25.351	23.906	1'37.382	<b>259,1</b>	12:05'59.255
17	23.748	24.267	25.280	23.947	1'37.242	256,1	12:07'36.497
18	23.654	24.008	<b>25.162</b>	<b>23.825</b>	<b>1'36.649</b>	257,9	12:09'13.146
19	<b>23.604</b>	26.886	26.802	24.839	1'42.131	257,9	12:10'55.277

**21° 56 P. SEBESTYEN [1'36.746]**

Lap	Seg1	Seg2	Seg3	Seg4	Lap Time	km/h	Local Time
1							11:27'20.817
2	24.100	27.755	26.808	25.375	1'44.038	246,8	11:29'04.855
3	23.811	24.613	25.884	24.624	1'38.932	252,5	11:30'43.787
4	24.063	24.392	25.560	24.475	1'38.490	251,9	11:32'22.277
5	23.544	24.461	25.528	24.550	1'38.083	<b>259,1</b>	11:34'00.360
6	23.783	24.116	25.351	24.097	1'37.347	251,9	11:35'37.707
7	23.625	24.152	25.323	24.109	1'37.209	252,5	11:37'14.916
8	26.161	28.076	25.454	24.242	1'43.933	253,1	11:38'58.849
9	<b>23.523</b>	24.046	25.394	24.093	1'37.056	252,5	11:40'35.905
10	27.521	24.652	25.455	24.131	1'41.759C	251,9	11:42'17.664
11	23.692	<b>23.904</b>	25.355	24.121	1'37.072	253,7	11:43'54.736
12	27.792	24.837	26.123	40.992	1'59.744CP	252,5	11:45'54.480
13	13'02.361	29.012	27.516	24.197	14'23.086P		12:00'17.566
14	23.552	24.004	<b>25.157</b>	24.033	<b>1'36.746</b>	252,5	12:01'54.312
15	23.694	23.924	25.204	24.053	1'36.875	254,3	12:03'31.187
16	31.600	24.411	25.331	<b>23.998</b>	1'45.340	253,7	12:05'16.527
17	23.650	29.916	26.278	24.056	1'43.900	253,7	12:07'00.427
18	23.741	23.987	25.296	24.666	1'37.690	254,3	12:08'38.117
19	23.888	24.089	25.462	24.071	1'37.510	254,3	12:10'15.627

**19° 10 U. ORRADRE [1'36.657]**

Lap	Seg1	Seg2	Seg3	Seg4	Lap Time	km/h	Local Time
1							11:25'05.497
2	42.053	26.951	27.288	25.637	2'01.929P		11:27'07.426
3	24.587	24.741	25.756	24.708	1'39.792	249,0	11:28'47.218
4	23.880	24.255	25.581	24.242	1'37.958	249,6	11:30'25.176
5	23.774	24.133	25.137	24.387	1'37.431	253,1	11:32'02.607
6	31.748	26.974	26.758	24.436	1'49.916C	256,1	11:33'52.523
7	30.799	27.001	25.315	24.156	1'47.271C	254,3	11:35'39.794
8	23.901	24.586	25.408	24.576	1'38.471	253,1	11:37'18.265
9	23.887	24.149	25.620	24.321	1'37.977	251,3	11:38'56.242
10	24.494	24.388	25.627	42.276	1'56.785P	254,3	11:40'53.027
11	5'51.272	25.052	25.468	24.318	7'06.110P		11:47'59.137
12	23.769	24.086	25.379	24.074	1'37.308	251,9	11:49'36.445
13	25.183	28.047	25.209	24.743	1'43.182	<b>257,9</b>	11:51'19.627
14	23.652	<b>23.848</b>	25.473	24.071	1'37.044	254,9	11:52'56.671
15	23.658	24.010	25.103	<b>23.886</b>	<b>1'36.657</b>	252,5	11:54'33.328
16	30.672	27.957	25.849	42.813	2'07.291CP	253,1	11:56'40.619
17	5'09.819	26.082	25.655	24.148	6'25.704P		12:03'06.323
18	23.883	24.007	<b>24.918</b>	23.888	1'36.696	253,1	12:04'43.019

**22° 23 I. VINALES [1'37.038]**

Lap	Seg1	Seg2	Seg3	Seg4	Lap Time	km/h	Local Time
1							11:27'04.956
2	49.837	27.009	27.181	25.765	2'09.792P		11:29'14.748
3	25.052	24.896	25.723	24.677	1'40.348	241,3	11:30'55.096
4	24.300	24.450	25.871	25.378	1'39.999	250,2	11:32'35.095
5	23.999	24.193	25.176	24.253	1'37.621	249,0	11:34'12.716
6	24.171	27.403	25.940	24.366	1'41.880	<b>253,7</b>	11:35'54.596
7	24.030	24.346	25.336	24.285	1'37.997	245,7	11:37'32.593
8	28.639	25.362	27.883	43.459	2'05.343CP	244,6	11:39'37.936
9	4'30.433	27.454	25.436	24.200	5'47.523P		11:45'25.459
10	24.291	24.486	25.641	24.255	1'38.673	246,8	11:47'04.132
11	24.135	24.597	25.595	43.426	1'57.753P	247,3	11:49'01.885
12	9'50.258	26.416	26.348	24.534	11'07.556P		12:00'09.441
13	24.334	24.309	25.328	24.338	1'38.309	247,9	12:01'47.750
14	32.000	24.436	25.223	24.146	1'45.805C	248,5	12:03'33.555
15	24.045	24.450	25.249	24.281	1'38.025	248,5	12:05'11.580
16	27.682	24.765	26.581	25.823	1'44.851C	246,8	12:06'56.431
17	24.223	28.133	26.901	24.040	1'43.297	248,5	12:08'39.728
18	<b>23.936</b>	<b>24.080</b>	<b>25.011</b>	<b>24.011</b>	<b>1'37.038</b>	250,8	12:10'16.766

**20° 54 B. SDFUOGLU [1'36.694]**

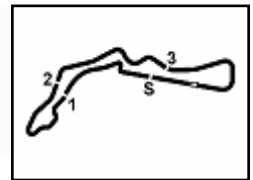
Lap	Seg1	Seg2	Seg3	Seg4	Lap Time	km/h	Local Time
1		26.031	26.942	25.514			11:26'58.038
2	27.492	25.508	26.183	25.038	1'44.221C	246,2	11:28'42.259
3	24.167	26.450	25.992	24.354	1'40.963	254,3	11:30'23.222

29/07/2022 P = Pits In/Out - C = Lap Time Cancelled

These data/results cannot be reproduced, stored and/or transmitted in whole or in part by any manner of electronic, mechanical, photocopying, recording, broadcasting or otherwise now known or herein after developed without the previous express consent by the copyright owner, except for reproduction in daily press and regular printed publications on sale to the public within 60 days of the event related to those data/results and always provided that copyright symbol appears together as follows below.

© DORNA WSBK ORGANIZATION Srl 2022





**Prosecco DOC Czech Round, 29-31 July 2022**  
**Chronological Analysis Free Practice 1st Session**

Autodrom Most 4.212 m

5 / 6

**23° 24 L. TACCINI [1'37.129]**

Lap	Seg.1	Seg.2	Seg.3	Seg.4	Lap Time	km/h	Local Time
1		25.576	26.708	25.265			11:26'58.029
2	24.510	24.647	26.111	24.611	1'39.879	246,2	11:28'37.908
3	25.655	28.113	25.503	24.276	1'43.547C	249,0	11:30'21.455
4	23.955	24.051	25.674	24.054	1'37.734	254,3	11:31'59.189
5	23.767	25.247	26.165	24.166	1'39.345C	<b>256,1</b>	11:33'38.534
6	24.111	<b>23.943</b>	25.386	24.437	1'37.877	249,0	11:35'16.411
7	<b>23.895</b>	24.170	25.863	24.235	1'38.163	250,2	11:36'54.574
8	23.972	24.189	25.442	24.227	1'37.830	251,9	11:38'32.404
9	23.947	24.127	25.378	24.173	1'37.625	251,3	11:40'10.029
10	23.961	24.121	25.340	24.092	1'37.514	251,9	11:41'47.543
11	24.541	25.215	26.408	41.533	1'57.697P	251,9	11:43'45.240
12	10'29.152	25.031	25.436	24.070	11'43.689P		11:55'28.929
13	24.156	26.090	26.823	25.295	1'42.364	252,5	11:57'11.293
14	24.529	24.207	25.434	24.349	1'38.519	250,2	11:58'49.812
15	24.214	24.243	25.462	24.499	1'38.418	252,5	12:00'28.230
16	24.107	24.170	25.457	24.284	1'38.018	251,9	12:02'06.248
17	24.111	24.179	25.456	24.109	1'37.855	251,9	12:03'44.103
18	<b>23.895</b>	24.061	<b>25.132</b>	24.041	<b>1'37.129</b>	<b>256,1</b>	12:05'21.232
19	24.074	24.506	25.378	24.126	1'38.084	252,5	12:06'59.316
20	24.188	24.154	25.355	<b>24.017</b>	1'37.714	254,3	12:08'37.030
21	24.020	24.205	25.222	24.100	1'37.547	252,5	12:10'14.577

**24° 17 K. SMITH [1'37.166]**

Lap	Seg.1	Seg.2	Seg.3	Seg.4	Lap Time	km/h	Local Time
1							11:26'06.155
2	42.489	26.372	27.217	25.768	2'01.846P		11:28'08.001
3	25.473	24.873	26.125	25.256	1'41.727	244,6	11:29'49.728
4	24.488	29.176	26.272	25.005	1'44.941	245,1	11:31'34.669
5	24.457	24.771	26.169	24.650	1'40.047	244,6	11:33'14.716
6	24.541	24.739	25.780	24.376	1'39.436	246,2	11:34'54.152
7	24.140	24.404	25.681	24.342	1'38.567	246,2	11:36'32.719
8	23.971	25.875	26.214	24.462	1'40.522	246,8	11:38'13.241
9	24.465	24.633	25.703	24.513	1'39.314	247,3	11:39'52.555
10	23.984	24.283	25.592	24.320	1'38.179	246,8	11:41'30.734
11	27.758	25.692	26.457	43.010	2'02.917CP	246,8	11:43'33.651
12	6'52.463	24.699	25.684	24.416	8'07.262P		11:51'40.913
13	24.196	25.494	25.785	24.224	1'39.699	248,5	11:53'20.612
14	23.989	24.317	25.310	24.243	1'37.859	247,9	11:54'58.471
15	24.237	24.517	25.456	24.366	1'38.576	247,3	11:56'37.047
16	24.078	24.892	25.371	39.925	1'54.266P	248,5	11:58'31.313
17	3'15.266	25.228	25.734	24.335	4'30.563P		12:03'01.876
18	24.019	<b>24.125</b>	<b>25.036</b>	23.986	<b>1'37.166</b>	250,8	12:04'39.042
19	24.383	24.246	25.279	<b>23.984</b>	1'37.892	249,6	12:06'16.934
20	<b>23.899</b>	24.229	26.381	24.476	1'38.985	248,5	12:07'55.919
21	24.292	24.237	25.478	24.301	1'38.308	<b>253,7</b>	12:09'34.227
22	23.924	24.184	25.421	24.160	1'37.689	247,3	12:11'11.916

**25° 32 O. BAYLISS [1'37.380]**

Lap	Seg.1	Seg.2	Seg.3	Seg.4	Lap Time	km/h	Local Time
1							11:25'28.695
2	43.651	27.292	27.285	25.586	2'03.814P		11:27'32.509
3	25.303	25.308	26.057	25.263	1'41.931	242,9	11:29'14.440
4	24.708	24.732	26.113	24.825	1'40.378	248,5	11:30'54.818
5	24.229	24.505	25.702	24.657	1'39.093	251,9	11:32'33.911
6	24.271	24.425	25.500	24.415	1'38.611	252,5	11:34'12.522
7	24.081	25.769	25.572	24.508	1'39.930	253,7	11:35'52.452
8	24.100	24.421	26.376	26.434	1'41.331	252,5	11:37'33.783
9	24.130	24.628	25.675	24.609	1'39.042	253,7	11:39'12.825
10	23.858	24.292	25.641	24.491	1'38.282	252,5	11:40'51.107
11	24.383	25.283	26.484	39.010	1'55.160P	251,9	11:42'46.267

29/07/2022 P = Pits In/Out - C = Lap Time Cancelled

These data/results cannot be reproduced, stored and/or transmitted in whole or in part by any manner of electronic, mechanical, photocopying, recording, broadcasting or otherwise now known or herein after developed without the previous express consent by the copyright owner, except for reproduction in daily press and regular printed publications on sale to the public within 60 days of the event related to those data/results and always provided that copyright symbol appears together as follows below.

© DORNA WSBK ORGANIZATION Srl 2022

12	7'15.649	28.505	25.753	24.442	8'34.349P		11:51'20.616
13	24.053	24.929	25.515	24.217	1'38.714	253,1	11:52'59.330
14	26.178	26.656	26.180	24.473	1'43.487	<b>257,3</b>	11:54'42.817
15	24.013	24.403	25.332	24.178	1'37.926	253,1	11:56'20.743
16	23.907	24.099	25.477	24.368	1'37.851	254,3	11:57'58.594
17	<b>23.794</b>	28.181	29.252	26.911	1'48.138	255,5	11:59'46.732
18	23.830	<b>24.014</b>	25.592	24.409	1'37.845	255,5	12:01'24.577
19	23.855	24.154	25.451	24.093	1'37.553	256,1	12:03'02.130
20	23.895	24.272	<b>25.195</b>	<b>24.018</b>	<b>1'37.380</b>	255,5	12:04'39.510
21	24.104	24.300	25.497	24.573	1'38.474	256,7	12:06'17.984
22	23.829	24.119	25.628	24.135	1'37.711	255,5	12:07'55.695
23	25.025	28.676	29.309	24.463	1'47.473	256,1	12:09'43.168
24	25.356	25.597	26.300	24.951	1'42.204	255,5	12:11'25.372

**26° 52 P. HOBELSBERGER [1'37.659]**

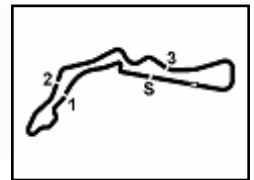
Lap	Seg.1	Seg.2	Seg.3	Seg.4	Lap Time	km/h	Local Time
1		39.448	37.976	50.898			11:28'27.766
2	6'59.546	33.638	40.845	53.803	9'07.832P		11:37'35.598
3	6'31.274	33.243	38.154	45.893	8'28.564P		11:46'04.162
4	5'50.892	41.310	33.632	41.721	7'47.555P		11:53'51.717
5	7'29.776	27.300	27.189	25.195	8'49.460P		12:02'41.177
6	24.919	25.003	25.951	24.501	1'40.374	250,2	12:04'21.551
7	25.300	24.685	25.831	24.285	1'40.101	246,8	12:06'01.652
8	24.281	24.422	25.509	24.158	1'38.370	<b>252,5</b>	12:07'40.022
9	<b>23.998</b>	24.284	<b>25.337</b>	<b>24.040</b>	<b>1'37.659</b>	251,9	12:09'17.681
10	24.022	<b>24.273</b>	25.449	24.120	1'37.864	251,9	12:10'55.545

**27° 22 F. FULIGNI [1'38.246]**

Lap	Seg.1	Seg.2	Seg.3	Seg.4	Lap Time	km/h	Local Time
1							11:26'45.822
2	51.027	30.383	27.706	25.432	2'14.548P		11:29'00.370
3	27.911	26.923	26.882	24.740	1'46.456C	244,6	11:30'46.826
4	24.980	24.642	26.035	24.506	1'40.163	251,3	11:32'26.989
5	24.565	24.306	25.828	24.347	1'39.046	247,3	11:34'06.035
6	24.380	24.345	25.740	24.338	1'38.803	247,9	11:35'44.838
7	24.308	24.297	25.714	24.386	1'38.705	248,5	11:37'23.543
8	24.194	<b>24.148</b>	25.694	<b>24.243</b>	1'38.279	250,2	11:39'01.822
9	24.185	25.342	26.425	41.158	1'57.110P	250,2	11:40'58.932
10	3'22.097	25.587	26.502	24.656	4'38.842P		11:45'37.774
11	25.993	25.028	26.309	24.931	1'42.261	251,3	11:47'20.035
12	24.278	24.358	25.817	24.378	1'38.831	250,2	11:48'58.866
13	24.165	24.171	25.578	24.700	1'38.614	250,2	11:50'37.480
14	<b>24.084</b>	24.217	<b>25.550</b>	38.860	1'52.711P	250,2	11:52'30.191
15	6'16.045	25.847	26.759	24.794	7'33.445P		12:00'03.636
16	24.425	24.607	25.808	24.445	1'39.285	249,0	12:01'42.921
17	24.303	24.172	26.086	24.423	1'38.984	250,2	12:03'21.905
18	24.327	24.220	25.704	24.314	1'38.565	248,5	12:05'00.470
19	24.260	25.957	26.955	25.789	1'42.961	248,5	12:06'43.431
20	24.254	24.375	25.773	24.302	1'38.704	<b>253,7</b>	12:08'22.135
21	24.137	24.212	25.582	24.315	<b>1'38.246</b>	249,6	12:10'00.381

**28° 73 M. KOFLER [1'38.297]**

Lap	Seg.1	Seg.2	Seg.3	Seg.4	Lap Time	km/h	Local Time
1							11:25'20.608
2	41.187	26.387	27.459	25.217	2'00.250P		11:27'20.858
3	24.483	25.094	26.570	24.736	1'40.883	249,6	11:29'01.741
4	24.716	24.769	26.401	24.844	1'40.730	249,6	11:30'42.471
5	24.321	24.556	26.202	24.583	1'39.662	251,9	11:32'22.133
6	24.122	24.415	26.568	38.723	1'53.828P	251,9	11:34'15.961
7	6'36.669	25.433	28.436	27.797	7'58.335P		11:42'14.296
8	24.398	24.854	28.229	38.318	1'55.799P	250,8	11:44'10.095
9	5'52.524	25.218	26.243	24.505	7'08.490P		11:51'18.585
10	23.859	24.280	25.800	<b>24.358</b>	<b>1'38.297</b>	<b>256,7</b>	11:52'56.882



**Prosecco DOC Czech Round, 29-31 July 2022**  
**Chronological Analysis Free Practice 1st Session**

11	24.083	24.548	25.899	24.522	1'39.052	253,7	11:54'35.934
12	24.472	24.457	26.181	24.542	1'39.652	251,9	11:56'15.586
13	24.008	24.508	26.490	24.558	1'39.564	251,9	11:57'55.150
14	26.847	27.538	30.773	25.340	1'50.498C	253,1	11:59'45.648
15	24.022	24.128	25.802	24.403	1'38.355	251,9	12:01'24.003
16	<b>23.858</b>	<b>24.083</b>	26.940	38.873	1'53.754P	255,5	12:03'17.757
17	5'04.396	24.920	26.226	24.501	6'20.043P		12:09'37.800
18	24.086	24.397	<b>25.587</b>	24.377	1'38.447	249,6	12:11'16.247

**29° 6 J. BUIS [1'38.610]**

Lap	Seg1	Seg2	Seg3	Seg4	Lap Time	km/h	Local Time
1							11:25'06.859
2	41.165	27.486	27.358	25.235	2'01.244P		11:27'08.103
3	25.298	25.034	26.285	24.741	1'41.358	248,5	11:28'49.461
4	24.488	24.323	25.904	24.563	1'39.278	253,7	11:30'28.739
5	24.500	24.621	25.542	24.276	1'38.939	250,8	11:32'07.678
6	24.335	24.399	25.795	24.332	1'38.861	252,5	11:33'46.539
7	24.150	24.704	26.115	24.524	1'39.493C	252,5	11:35'26.032
8	24.612	24.338	25.689	24.936	1'39.575	251,9	11:37'05.607
9	24.645	24.463	25.830	38.842	1'53.780CP	253,1	11:38'59.387
10	6'01.060	25.620	26.758	24.763	7'18.201P		11:46'17.588
11	24.537	24.378	26.195	24.917	1'40.027	249,6	11:47'57.615
12	24.572	24.289	<b>25.533</b>	<b>24.216</b>	<b>1'38.610</b>	251,9	11:49'36.225
13	<b>24.270</b>	24.290	25.800	24.454	1'38.814	252,5	11:51'15.039
14	29.692	24.468	25.677	24.296	1'44.133C	251,3	11:52'59.172
15	23.358	24.409	25.766	24.427	1'37.960C	253,7	11:54'37.132
16	24.688	24.328	25.655	24.335	1'39.006	251,9	11:56'16.138
17	24.330	<b>24.048</b>	26.164	24.574	1'39.116	254,9	11:57'55.254
18	24.678	25.664	26.136	41.884	1'58.362P	<b>256,7</b>	11:59'53.616

**30° 89 P. HOMOLA [1'40.171]**

Lap	Seg1	Seg2	Seg3	Seg4	Lap Time	km/h	Local Time
1							11:28'36.838
2	45.941	26.979	27.446	25.169	2'05.535P		11:30'42.373
3	25.833	25.527	25.983	24.793	1'42.136	246,2	11:32'24.509
4	25.149	25.003	26.690	25.042	1'41.884	<b>249,6</b>	11:34'06.393
5	24.857	24.964	26.128	24.785	1'40.734	247,9	11:35'47.127
6	26.196	25.426	26.326	24.741	1'42.689	<b>249,6</b>	11:37'29.816
7	30.320	25.329	25.850	24.765	1'46.264C	247,9	11:39'16.080
8	26.189	25.624	25.942	24.834	1'42.589	247,9	11:40'58.669
9	<b>24.720</b>	25.022	<b>25.689</b>	24.740	<b>1'40.171</b>	246,8	11:42'38.840
10	25.090	<b>24.882</b>	26.308	24.917	1'41.197	247,9	11:44'20.037
11	25.089	28.623	26.596	41.122	2'01.430P	247,3	11:46'21.467
12	9'48.565	26.043	26.338	<b>24.639</b>	11'05.585P		11:57'27.052
13	24.909	24.936	25.708	24.705	1'40.258	247,9	11:59'07.310
14	26.613	25.211	26.244	24.768	1'42.836	248,5	12:00'50.146
15	26.536	25.078	26.142	24.779	1'42.535	248,5	12:02'32.681
16	24.898	25.188	26.054	26.230	1'42.370	246,8	12:04'15.051
17	24.964	25.639	26.392	25.173	1'42.168	245,1	12:05'57.219
18	25.700	26.089	26.493	46.091	2'04.373P	246,2	12:08'01.592

**31° 21 B. CURRIE [1'40.178]**

Lap	Seg1	Seg2	Seg3	Seg4	Lap Time	km/h	Local Time
1							11:25'06.400
2	42.364	27.156	27.392	24.964	2'01.876P		11:27'08.276
3	24.591	25.166	<b>25.957</b>	<b>24.464</b>	<b>1'40.178</b>	<b>250,8</b>	11:28'48.454
4	<b>24.184</b>	<b>24.537</b>			5'45.752P	249,6	11:34'34.206

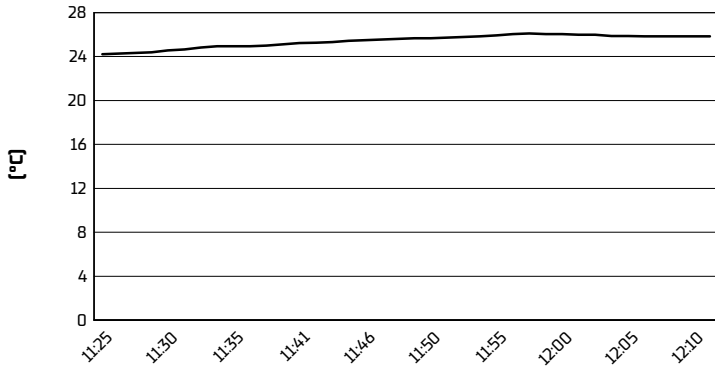
29/07/2022 P = Pits In/Out - C = Lap Time Cancelled

These data/results cannot be reproduced, stored and/or transmitted in whole or in part by any manner of electronic, mechanical, photocopying, recording, broadcasting or otherwise now known or herein after developed without the previous express consent by the copyright owner, except for reproduction in daily press and regular printed publications on sale to the public within 60 days of the event related to those data/results and always provided that copyright symbol appears together as follows below.

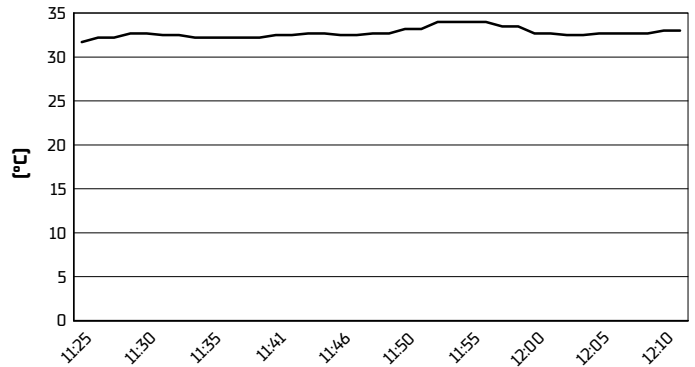
© DORNA WSBK ORGANIZATION Srl 2022

**Prosecco DOC Czech Round, 29-31 July 2022**  
**Weather Report Free Practice 1st Session**  
Session started 11:25 - Session ended 12:12

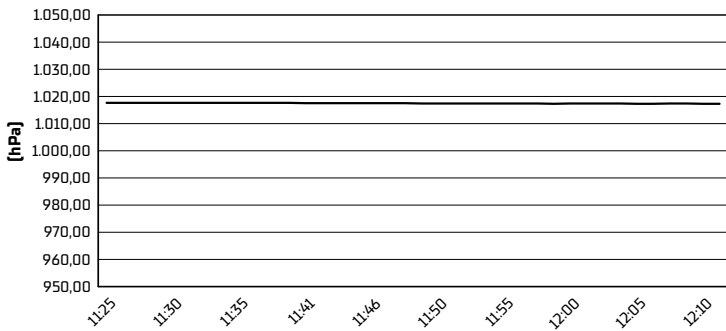
**Air Temperature**



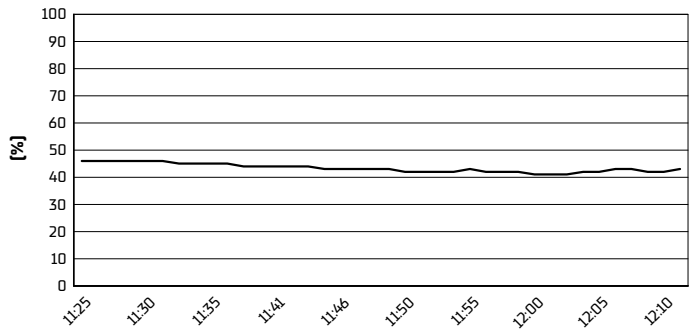
**Track Temperature**



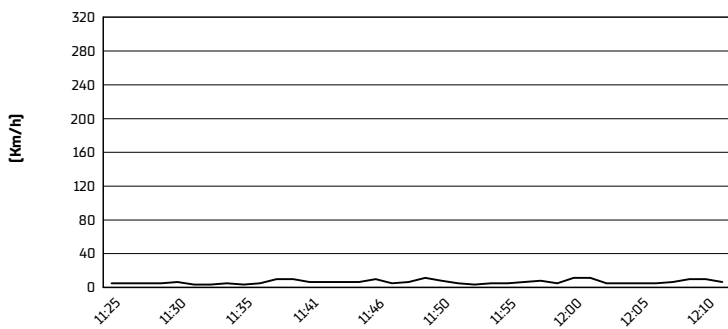
**Air Pressure**



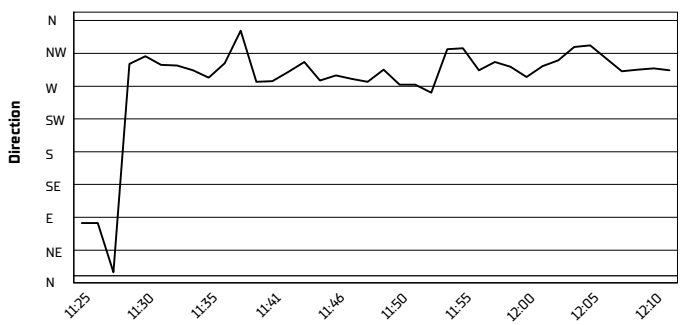
**Humidity**



**Wind Speed**



**Wind Direction**



29/07/2022

These data/results cannot be reproduced, stored and/or transmitted in whole or in part by any manner of electronic, mechanical, photocopying, recording, broadcasting or otherwise now known or herein after developed without the previous express consent by the copyright owner, except for reproduction in daily press and regular printed publications on sale to the public within 60 days of the event related to those data/results and always provided that copyright symbol appears together as follows below.

© DORNA WSBK ORGANIZATION Srl 2022