

**Prosecco DOC Czech Round, 29-31 July 2022**  
**Results Tissot Superpole**

No.	Rider	Nat	Team	Bike	Class	Time	Gap	Rel.	Laps	Speed	
										Avg	Max
1	7 L. BALDASSARRI	ITA	Evan Bros.WorldSSP Yamaha Team	Yamaha YZF R6		<b>1'34.952</b>			9	159,693	<b>256,7</b>
2	64 F. CARICASULO	ITA	Althea Racing	Ducati Panigale V2		<b>1'35.110</b>	0.158	0.158	10	159,428	<b>253,7</b>
3	11 N. BULEGA	ITA	Aruba.it Racing WorldSSP Team	Ducati Panigale V2		<b>1'35.134</b>	0.182	0.024	11	159,388	<b>251,9</b>
4	77 D. AEGERTER	SUI	Ten Kate Racing Yamaha	Yamaha YZF R6		<b>1'35.251</b>	0.299	0.117	9	159,192	<b>252,5</b>
5	94 A. VERDOIA	FRA	GMT94 Yamaha	Yamaha YZF R6		<b>1'35.292</b>	0.340	0.041	11	159,124	<b>253,7</b>
6	28 G. VAN STRAALEN	NED	EAB Racing Team	Yamaha YZF R6		<b>1'35.295</b>	0.343	0.003	10	159,119	<b>252,5</b>
7	55 Y. MONTELLA	ITA	Kawasaki Puccetti Racing	Kawasaki ZX-6R		<b>1'35.416</b>	0.464	0.121	10	158,917	<b>253,7</b>
8	99 A. HUERTAS	ESP	MTM Kawasaki	Kawasaki ZX-6R		<b>1'35.425</b>	0.473	0.009	11	158,902	<b>253,1</b>
9	3 R. DE ROSA	ITA	Orelac Racing Verdnatura WorldSSP	Ducati Panigale V2		<b>1'35.487</b>	0.535	0.062	9	158,799	<b>254,3</b>
10	53 V. DEBISE	FRA	GMT94 Yamaha	Yamaha YZF R6		<b>1'35.612</b>	0.660	0.125	12	158,591	<b>251,9</b>
11	50 O. VOSTATEK	CZE	MS Racing Yamaha WorldSSP	Yamaha YZF R6		<b>1'35.662</b>	0.710	0.050	13	158,508	<b>254,3</b>
12	61 C. ONCU	TUR	Kawasaki Puccetti Racing	Kawasaki ZX-6R		<b>1'35.685</b>	0.733	0.023	10	158,470	<b>253,7</b>
13	54 B. SOFUOGLU	TUR	MV Agusta Reparto Corse	MV Agusta F3 800 RR	*	<b>1'35.982</b>	1.030	0.297	11	157,980	<b>260,3</b>
14	23 I. VINALES	ESP	D34G Racing	Ducati Panigale V2	*	<b>1'36.071</b>	1.119	0.089	11	157,833	<b>254,9</b>
15	56 P. SEBESTYEN	HUN	Evan Bros.WorldSSP Yamaha Team	Yamaha YZF R6		<b>1'36.090</b>	1.138	0.019	8	157,802	<b>253,7</b>
16	38 H. SOOMER	EST	Dynavolt Triumph	Triumph Street Triple RS		<b>1'36.174</b>	1.222	0.084	12	157,664	<b>253,1</b>
17	66 N. TUULI	FIN	MV Agusta Reparto Corse	MV Agusta F3 800 RR		<b>1'36.211</b>	1.259	0.037	5	157,604	<b>251,3</b>
18	44 S. ODENDAAL	RSA	Kallio Racing	Yamaha YZF R6	*	<b>1'36.315</b>	1.363	0.104	12	157,433	<b>250,8</b>
19	10 U. ORRADRE	ESP	MS Racing Yamaha WorldSSP	Yamaha YZF R6		<b>1'36.334</b>	1.382	0.019	11	157,402	<b>251,3</b>
20	69 T. BOOTH-AMOS	GBR	Prodina Racing WorldSSP	Kawasaki ZX-6R	*	<b>1'36.344</b>	1.392	0.010	9	157,386	<b>252,5</b>
21	62 S. MANZI	ITA	Dynavolt Triumph	Triumph Street Triple RS		<b>1'36.498</b>	1.546	0.154	2	157,135	<b>251,9</b>
22	73 M. KOFLER	AUT	CM Racing	Ducati Panigale V2		<b>1'36.525</b>	1.573	0.027	10	157,091	<b>255,5</b>
23	32 O. BAYLISS	AUS	BARNI Spark Racing Team	Ducati Panigale V2		<b>1'36.594</b>	1.642	0.069	12	156,979	<b>254,9</b>
24	17 K. SMITH	GBR	VFT Racing	Yamaha YZF R6		<b>1'36.699</b>	1.747	0.105	11	156,808	<b>250,8</b>
25	24 L. TACCINI	ITA	Ten Kate Racing Yamaha	Yamaha YZF R6		<b>1'36.757</b>	1.805	0.058	12	156,714	<b>258,5</b>
26	22 F. FULIGNI	ITA	D34G Racing	Ducati Panigale V2	*	<b>1'37.002</b>	2.050	0.245	12	156,318	<b>253,7</b>
27	52 P. HOBELSBERGER	GER	Kallio Racing	Yamaha YZF R6		<b>1'37.063</b>	2.111	0.061	10	156,220	<b>252,5</b>
28	6 J. BUIJS	NED	Motozoo Racing by Puccetti	Kawasaki ZX-6R	*	<b>1'37.400</b>	2.448	0.337	11	155,680	<b>252,5</b>
29	25 M. BRENNER	SUI	VFT Racing	Yamaha YZF R6	*	<b>1'37.454</b>	2.502	0.054	10	155,593	<b>252,5</b>
30	21 B. CURRIE	AUS	Motozoo Racing by Puccetti	Kawasaki ZX-6R		<b>1'38.390</b>	3.438	0.936	11	154,113	<b>252,5</b>
31	89 P. HOMOLA	CZE	Motoriders	Yamaha YZF R6		<b>1'39.618</b>	4.666	1.228	11	152,213	<b>247,3</b>

Qualifying Lap Time (105% of 1'34.952): 1'39.700

\* WorldSSP Challenge

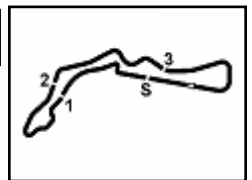
AIR	Humidity:	72%	Temp:	20°C
TRACK	Condition:	Dry	Temp:	22°C

Records	Pole	(SP)	2021 M.Gonzalez	1'35.213	159,260	Km/h
	Race	(RC2)	2021 S.Odendaal	1'35.509	158,760	Km/h
	All Times	(FP2)	2022 D.Aegerter	1'34.952	159,690	Km/h

Start 30/07/2022 10:25 End 10:53 The results are provisional until the end of the time limit for protests and appeals and the completion of the technical checks.

These data/results cannot be reproduced, stored and/or transmitted in whole or in part by any manner of electronic, mechanical, photocopying, recording, broadcasting or otherwise now known or herein after developed without the previous express consent by the copyright owner, except for reproduction in daily press and regular printed publications on sale to the public within 60 days of the event related to those data/results and always provided that copyright symbol appears together as follows below.

© DORNA WSBK ORGANIZATION Srl 2022



**Prosecco DOC Czech Round, 29-31 July 2022**  
**Results Tissot Superpole**

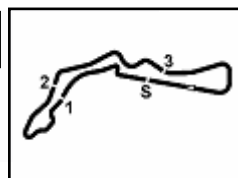
**Session Highlights**

Local Time	No. Rider	Description
10.25.00		Start
10.26.12	<b>62 S. MANZI</b>	Technical Problem - Turn 2
10.27.06	<b>62 S. MANZI</b>	Stop - Technical Problem
10.32.15	<b>6 J. BUIS</b>	Current Lap Cancelled - Exceeded Track Limits - T1
10.32.16	<b>21 B. CURRIE</b>	Current Lap Cancelled - Exceeded Track Limits - T1
10.32.16	<b>99 A. HUERTAS</b>	Current Lap Cancelled - Exceeded Track Limits - T1
10.32.20	<b>23 I. VINALES</b>	Current Lap Cancelled - Exceeded Track Limits - T1
10.32.53	<b>6 J. BUIS</b>	On the Gravel - Re-Joined - Turn 6
10.33.23	<b>17 K. SMITH</b>	Current Lap Cancelled - Exceeded Track Limits - T1
10.36.53	<b>10 U. ORRADRE</b>	Current Lap Cancelled - Exceeded Track Limits - T1
10.37.15	<b>99 A. HUERTAS</b>	Current Lap Cancelled - Exceeded Track Limits - T1
10.37.35	<b>21 B. CURRIE</b>	Current Lap Cancelled - Exceeded Track Limits - T1
10.37.36	<b>6 J. BUIS</b>	Current Lap Cancelled - Exceeded Track Limits - T1
10.37.51	<b>7 L. BALDASSARRI</b>	Current Lap Cancelled - Exceeded Track Limits - T1
10.38.45	<b>69 T. BOOTH-AMOS</b>	Current Lap Cancelled - Exceeded Track Limits - T1
10.38.47	<b>24 L. TACCINI</b>	Current Lap Cancelled - Exceeded Track Limits - T1
10.39.16	<b>7 L. BALDASSARRI</b>	Lap Cancelled [1'35.458] - Exceeded Track Limits - Turn 17
10.39.35	<b>23 I. VINALES</b>	Current Lap Cancelled - Exceeded Track Limits - T1
10.40.02	<b>66 N. TUULI</b>	Crashed - Turn 20
10.40.36	<b>55 Y. MONTELLA</b>	Current Lap Cancelled - Exceeded Track Limits - T1
10.40.56		RED FLAG
10.41.03	<b>73 M. KOFLER</b>	Current Lap Cancelled - Exceeded Track Limits - T1
10.41.05	<b>21 B. CURRIE</b>	Current Lap Cancelled - Exceeded Track Limits - T1
10.41.13	<b>99 A. HUERTAS</b>	Current Lap Cancelled - Exceeded Track Limits - T1
10.45.00		Session Restart
10.45.19	<b>55 Y. MONTELLA</b>	Current Lap Cancelled - Exceeded Track Limits - T1
10.45.53	<b>54 B. SOFUOGLU</b>	Lap Cancelled [1'43.068] - Yellow Flag - Turn 20
10.46.07	<b>24 L. TACCINI</b>	Lap Cancelled [1'45.490] - Yellow Flag - Turn 20
10.46.19	<b>55 Y. MONTELLA</b>	Lap Cancelled [1'36.029] - Yellow Flag - Turn 20
10.46.31	<b>69 T. BOOTH-AMOS</b>	Lap Cancelled [5'59.527] - Yellow Flag - Turn 20
10.46.49	<b>50 O. VOSTATEK</b>	Lap Cancelled [1'40.426] - Yellow Flag - Turn 20
10.46.58	<b>44 S. ODENDAAL</b>	Lap Cancelled [3'16.095] - Yellow Flag - Turn 20
10.47.37	<b>32 O. BAYLISS</b>	Lap Cancelled [3'19.621] - Yellow Flag - Turn 20
10.47.49	<b>52 P. HOBELBERGER</b>	Lap Cancelled [1'36.118] - Yellow Flag - Turn 20
10.47.58	<b>73 M. KOFLER</b>	Lap Cancelled [1'37.248] - Yellow Flag - Turn 20
10.48.03		DROPS of RAIN in Sector 2
10.48.15	<b>6 J. BUIS</b>	Lap Cancelled [1'38.151] - Yellow Flag - Turn 20
10.48.29	<b>21 B. CURRIE</b>	Lap Cancelled [1'38.374] - Yellow Flag - Turn 20
10.52.41	<b>11 N. BULEGA</b>	Lap Cancelled [1'54.172] - Yellow Flag - Turn 20
10.52.52	<b>23 I. VINALES</b>	Lap Cancelled [2'05.981] - Yellow Flag - Turn 20
10.53.06	<b>53 V. DEBISE</b>	Lap Cancelled [4'15.073] - Yellow Flag - Turn 20
10.53.24		End Of Session

Start 30/07/2022 10:25 End 10:53 The results are provisional until the end of the time limit for protests and appeals and the completion of the technical checks.

These data/results cannot be reproduced, stored and/or transmitted in whole or in part by any manner of electronic, mechanical, photocopying, recording, broadcasting or otherwise now known or herein after developed without the previous express consent by the copyright owner, except for reproduction in daily press and regular printed publications on sale to the public within 60 days of the event related to those data/results and always provided that copyright symbol appears together as follows below.

© DORNA WSBK ORGANIZATION Srl 2022

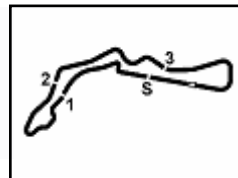

**Prosecco DOC Czech Round, 29–31 July 2022**  
**Results Tissot Superpole**
**Fastest Laps Sequence**

No.	Rider	Nat	Team	Bike	Local Time	Time	Gap	Avg
53	V. DEBISE	FRA	GMT94 Yamaha	Yamaha YZF R6	10:28'33.824	<b>1'38.295</b>		154,262
38	H. SOOMER	EST	Dynavolt Triumph	Triumph Street Triple RS	10:28'34.757	<b>1'38.288</b>	-0.007	154,273
7	L. BALDASSARRI	ITA	Evan Bros.WorldSSP Yamaha Team	Yamaha YZF R6	10:29'39.590	<b>1'37.953</b>	-0.335	154,801
64	F. CARICASULO	ITA	Althea Racing	Ducati Panigale V2	10:29'40.274	<b>1'37.116</b>	-0.837	156,135
53	V. DEBISE	FRA	GMT94 Yamaha	Yamaha YZF R6	10:30'10.601	<b>1'36.777</b>	-0.339	156,682
99	A. HUERTAS	ESP	MTM Kawasaki	Kawasaki ZX-6R	10:30'29.055	<b>1'36.139</b>	-0.638	157,722
64	F. CARICASULO	ITA	Althea Racing	Ducati Panigale V2	10:32'55.140	<b>1'36.087</b>	-0.052	157,807
7	L. BALDASSARRI	ITA	Evan Bros.WorldSSP Yamaha Team	Yamaha YZF R6	10:32'55.659	<b>1'35.741</b>	-0.346	158,377
64	F. CARICASULO	ITA	Althea Racing	Ducati Panigale V2	10:34'30.618	<b>1'35.478</b>	-0.263	158,814
64	F. CARICASULO	ITA	Althea Racing	Ducati Panigale V2	10:36'06.007	<b>1'35.389</b>	-0.089	158,962
7	L. BALDASSARRI	ITA	Evan Bros.WorldSSP Yamaha Team	Yamaha YZF R6	10:36'06.371	<b>1'34.952</b>	-0.437	159,693

Start 10:25 End 10:53 The results are provisional until the end of the time limit for protests and appeals and the completion of the technical checks.

These data/results cannot be reproduced, stored and/or transmitted in whole or in part by any manner of electronic, mechanical, photocopying, recording, broadcasting or otherwise now known or herein after developed without the previous express consent by the copyright owner, except for reproduction in daily press and regular printed publications on sale to the public within 60 days of the event related to those data/results and always provided that copyright symbol appears together as follows below.

© DORNA WSBK ORGANIZATION Srl 2022



Autodrom Most 4.212 m

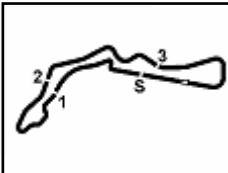
## Prosecco DOC Czech Round, 29-31 July 2022

### Starting Grid - Race 1 (19 Laps x 4,212 km = 80,028 km)

1	1	<b>7</b> <b>BALDASSARRI L.</b> Yamaha <b>1'34.952</b>	2	<b>64</b> <b>CARICASULO F.</b> Ducati <b>1'35.110</b>	3	<b>11</b> <b>BULEGA N.</b> Ducati <b>1'35.134</b>
2	4	<b>77</b> <b>AEGERTER D.</b> Yamaha <b>1'35.251</b>	5	<b>94</b> <b>VERDOIA A.</b> Yamaha <b>1'35.292</b>	6	<b>28</b> <b>VAN STRAALEN G.</b> Yamaha <b>1'35.295</b>
3	7	<b>55</b> <b>MONTELLA Y.</b> Kawasaki <b>1'35.416</b>	8	<b>99</b> <b>HUERTAS A.</b> Kawasaki <b>1'35.425</b>	9	<b>3</b> <b>DE ROSA R.</b> Ducati <b>1'35.487</b>
4	10	<b>53</b> <b>DEBISE V.</b> Yamaha <b>1'35.612</b>	11	<b>50</b> <b>VOSTATEK O.</b> Yamaha <b>1'35.662</b>	12	<b>61</b> <b>ONCU C.</b> Kawasaki <b>1'35.685</b>
5	13	<b>54</b> <b>SOFUOGLU B.</b> MV Agusta <b>1'35.982</b>	14	<b>23</b> <b>VINALES I.</b> Ducati <b>1'36.071</b>	15	<b>56</b> <b>SEBESTYEN P.</b> Yamaha <b>1'36.090</b>
6	16	<b>38</b> <b>SOOMER H.</b> Triumph <b>1'36.174</b>	17	<b>66</b> <b>TUULI N.</b> MV Agusta <b>1'36.211</b>	18	<b>44</b> <b>ODENDAAL S.</b> Yamaha <b>1'36.315</b>
7	19	<b>10</b> <b>ORRADRE U.</b> Yamaha <b>1'36.334</b>	20	<b>69</b> <b>BOOTH-AMOS T.</b> Kawasaki <b>1'36.344</b>	21	<b>62</b> <b>MANZI S.</b> Triumph <b>1'36.498</b>
8	22	<b>73</b> <b>KOFLER M.</b> Ducati <b>1'36.525</b>	23	<b>32</b> <b>BAYLISS O.</b> Ducati <b>1'36.594</b>	24	<b>17</b> <b>SMITH K.</b> Yamaha <b>1'36.699</b>
9	25	<b>24</b> <b>TACCINI L.</b> Yamaha <b>1'36.757</b>	26	<b>22</b> <b>FULIGNI F.</b> Ducati <b>1'37.002</b>	27	<b>52</b> <b>HOBELSBERGER P.</b> Yamaha <b>1'37.063</b>
10	28	<b>6</b> <b>BUIS J.</b> Kawasaki <b>1'37.400</b>	29	<b>25</b> <b>BRENNER M.</b> Yamaha <b>1'37.454</b>	30	<b>21</b> <b>CURRIE B.</b> Kawasaki <b>1'38.390</b>
11	31	<b>89</b> <b>HOMOLA P.</b> Yamaha <b>1'39.618</b>				

30/07/2022 The Race Director .....

These data/results cannot be reproduced, stored and/or transmitted in whole or in part by any manner of electronic, mechanical, photocopying, recording, broadcasting or otherwise now known or herein after developed without the previous express consent by the copyright owner, except for reproduction in daily press and regular printed publications on sale to the public within 60 days of the event related to those data/results and always provided that copyright symbol appears together as follows below. © DORNA WSBK ORGANIZATION Srl 2022



**Prosecco DOC Czech Round, 29–31 July 2022**  
**Best Sectors & Speed Tissot Superpole**

BEST LAP			
1	7	L. BALDASSARRI	Yamaha YZF R6 1'34.952
2	64	F. CARICASULO	Ducati Panigale V2 1'35.110
3	11	N. BULEGA	Ducati Panigale V2 1'35.134
4	77	D. AEGERTER	Yamaha YZF R6 1'35.251
5	94	A. VERDOIA	Yamaha YZF R6 1'35.292
6	28	G. VAN STRAALLEN	Yamaha YZF R6 1'35.295
7	55	Y. MONTELLA	Kawasaki ZX-6R 1'35.416
8	99	A. HUERTAS	Kawasaki ZX-6R 1'35.425
9	3	R. DE ROSA	Ducati Panigale V2 1'35.487
10	53	V. DEBISE	Yamaha YZF R6 1'35.612
11	50	D. VOSTATEK	Yamaha YZF R6 1'35.662
12	61	C. ONCU	Kawasaki ZX-6R 1'35.685
13	54	B. SOFUOGLU	MV Agusta F3 800 RR 1'35.982
14	23	I. VINALES	Ducati Panigale V2 1'36.071
15	56	P. SEBESTYEN	Yamaha YZF R6 1'36.090
16	38	H. SOOMER	Triumph Street Triple RS 1'36.174
17	66	N. TUULI	MV Agusta F3 800 RR 1'36.211
18	44	S. ODENDAAL	Yamaha YZF R6 1'36.315
19	10	U. ORRADRE	Yamaha YZF R6 1'36.334
20	69	T. BOOTH-AMOS	Kawasaki ZX-6R 1'36.344
21	62	S. MANZI	Triumph Street Triple RS 1'36.498
22	73	M. KOFLER	Ducati Panigale V2 1'36.525
23	32	D. BAYLISS	Ducati Panigale V2 1'36.594
24	17	K. SMITH	Yamaha YZF R6 1'36.699
25	24	L. TACCINI	Yamaha YZF R6 1'36.757
26	22	F. FULIGNI	Ducati Panigale V2 1'37.002
27	52	P. HOBELBERGER	Yamaha YZF R6 1'37.063
28	6	J. BUIS	Kawasaki ZX-6R 1'37.400
29	25	M. BRENNER	Yamaha YZF R6 1'37.454
30	21	B. CURRIE	Kawasaki ZX-6R 1'38.390
31	89	P. HOMOLA	Yamaha YZF R6 1'39.618

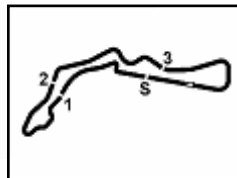
SPEED			
1	54	B. SOFUOGLU	MV Agusta F3 800 RR 260,3
2	24	L. TACCINI	Yamaha YZF R6 258,5
3	7	L. BALDASSARRI	Yamaha YZF R6 256,7
4	73	M. KOFLER	Ducati Panigale V2 255,5
5	32	D. BAYLISS	Ducati Panigale V2 254,9
6	23	I. VINALES	Ducati Panigale V2 254,9
7	50	D. VOSTATEK	Yamaha YZF R6 254,3
8	3	R. DE ROSA	Ducati Panigale V2 254,3
9	61	C. ONCU	Kawasaki ZX-6R 253,7
10	94	A. VERDOIA	Yamaha YZF R6 253,7
11	64	F. CARICASULO	Ducati Panigale V2 253,7
12	22	F. FULIGNI	Ducati Panigale V2 253,7
13	55	Y. MONTELLA	Kawasaki ZX-6R 253,7
14	56	P. SEBESTYEN	Yamaha YZF R6 253,7
15	38	H. SOOMER	Triumph Street Triple RS 253,1
16	99	A. HUERTAS	Kawasaki ZX-6R 253,1
17	25	M. BRENNER	Yamaha YZF R6 252,5
18	6	J. BUIS	Kawasaki ZX-6R 252,5
19	77	D. AEGERTER	Yamaha YZF R6 252,5
20	28	G. VAN STRAALLEN	Yamaha YZF R6 252,5
21	21	B. CURRIE	Kawasaki ZX-6R 252,5
22	69	T. BOOTH-AMOS	Kawasaki ZX-6R 252,5
23	52	P. HOBELBERGER	Yamaha YZF R6 252,5
24	53	V. DEBISE	Yamaha YZF R6 251,9
25	11	N. BULEGA	Ducati Panigale V2 251,9
26	62	S. MANZI	Triumph Street Triple RS 251,9
27	66	N. TUULI	MV Agusta F3 800 RR 251,3
28	10	U. ORRADRE	Yamaha YZF R6 251,3
29	44	S. ODENDAAL	Yamaha YZF R6 250,8
30	17	K. SMITH	Yamaha YZF R6 250,8
31	89	P. HOMOLA	Yamaha YZF R6 247,3

SEG. 1			SEG. 2			SEG. 3			SEG. 4						
1	7	L. BALDASSARRI	23.025	1	28	G. VAN STRAALLEN	23.591	1	28	G. VAN STRAALLEN	24.409	1	11	N. BULEGA	23.520
2	64	F. CARICASULO	23.097	2	11	N. BULEGA	23.625	2	66	N. TUULI	24.562	2	77	D. AEGERTER	23.542
3	77	D. AEGERTER	23.280	3	99	A. HUERTAS	23.631	3	11	N. BULEGA	24.566	3	64	F. CARICASULO	23.582
4	11	N. BULEGA	23.294	4	3	R. DE ROSA	23.639	4	94	A. VERDOIA	24.576	4	7	L. BALDASSARRI	23.602
5	54	B. SOFUOGLU	23.330	5	94	A. VERDOIA	23.640	5	55	Y. MONTELLA	24.588	5	61	C. ONCU	23.605
6	66	N. TUULI	23.352	6	61	C. ONCU	23.646	6	50	D. VOSTATEK	24.594	6	94	A. VERDOIA	23.616
7	53	V. DEBISE	23.359	7	64	F. CARICASULO	23.656	7	77	D. AEGERTER	24.599	7	55	Y. MONTELLA	23.618
8	3	R. DE ROSA	23.395	8	7	L. BALDASSARRI	23.665	8	99	A. HUERTAS	24.621	8	99	A. HUERTAS	23.622
9	55	Y. MONTELLA	23.400	9	77	D. AEGERTER	23.685	9	7	L. BALDASSARRI	24.660	9	28	G. VAN STRAALLEN	23.679
10	38	H. SOOMER	23.411	10	53	V. DEBISE	23.694	10	3	R. DE ROSA	24.660	10	23	I. VINALES	23.683
11	50	D. VOSTATEK	23.427	11	38	H. SOOMER	23.704	11	64	F. CARICASULO	24.661	11	3	R. DE ROSA	23.694
12	94	A. VERDOIA	23.460	12	66	N. TUULI	23.713	12	53	V. DEBISE	24.678	12	44	S. ODENDAAL	23.738
13	56	P. SEBESTYEN	23.461	13	54	B. SOFUOGLU	23.765	13	44	S. ODENDAAL	24.733	13	50	D. VOSTATEK	23.770
14	10	U. ORRADRE	23.469	14	55	Y. MONTELLA	23.810	14	61	C. ONCU	24.753	14	66	N. TUULI	23.771
15	61	C. ONCU	23.470	15	23	I. VINALES	23.825	15	52	P. HOBELBERGER	24.795	15	10	U. ORRADRE	23.785
16	28	G. VAN STRAALLEN	23.499	16	56	P. SEBESTYEN	23.848	16	23	I. VINALES	24.801	16	53	V. DEBISE	23.793
17	62	S. MANZI	23.501	17	52	P. HOBELBERGER	23.870	17	54	B. SOFUOGLU	24.805	17	38	H. SOOMER	23.811
18	99	A. HUERTAS	23.551	18	50	D. VOSTATEK	23.871	18	38	H. SOOMER	24.844	18	69	T. BOOTH-AMOS	23.817
19	17	K. SMITH	23.575	19	62	S. MANZI	23.897	19	69	T. BOOTH-AMOS	24.871	19	73	M. KOFLER	23.868
20	69	T. BOOTH-AMOS	23.634	20	17	K. SMITH	23.906	20	56	P. SEBESTYEN	24.878	20	17	K. SMITH	23.873
21	73	M. KOFLER	23.635	21	44	S. ODENDAAL	23.927	21	62	S. MANZI	24.903	21	6	J. BUIS	23.886
22	32	D. BAYLISS	23.637	22	22	F. FULIGNI	23.933	22	17	K. SMITH	24.936	22	62	S. MANZI	23.889
23	52	P. HOBELBERGER	23.649	23	69	T. BOOTH-AMOS	23.984	23	24	L. TACCINI	24.968	23	32	D. BAYLISS	23.900
24	23	I. VINALES	23.694	24	32	D. BAYLISS	23.996	24	32	D. BAYLISS	25.003	24	56	P. SEBESTYEN	23.903
25	44	S. ODENDAAL	23.709	25	73	M. KOFLER	24.000	25	73	M. KOFLER	25.022	25	54	B. SOFUOGLU	23.909
26	24	L. TACCINI	23.801	26	10	U. ORRADRE	24.009	26	10	U. ORRADRE	25.023	26	52	P. HOBELBERGER	23.910
27	22	F. FULIGNI	23.881	27	24	L. TACCINI	24.061	27	25	M. BRENNER	25.094	27	24	L. TACCINI	23.924
28	25	M. BRENNER	23.939	28	6	J. BUIS	24.063	28	22	F. FULIGNI	25.123	28	25	M. BRENNER	23.989
29	21	B. CURRIE	23.946	29	25	M. BRENNER	24.170	29	6	J. BUIS	25.340	29	21	B. CURRIE	24.050
30	6	J. BUIS	24.077	30	21	B. CURRIE	24.316	30	21	B. CURRIE	25.470	30	22	F. FULIGNI	24.065
31	89	P. HOMOLA	24.590	31	89	P. HOMOLA	24.785	31	89	P. HOMOLA	25.498	31	89	P. HOMOLA	24.568

30/07/2022

These data/results cannot be reproduced, stored and/or transmitted in whole or in part by any manner of electronic, mechanical, photocopying, recording, broadcasting or otherwise now known or herein after developed without the previous express consent by the copyright owner, except for reproduction in daily press and regular printed publications on sale to the public within 60 days of the event related to those data/results and always provided that copyright symbol appears together as follows below.

© DORNA WSBK ORGANIZATION Srl 2022



Autodrom Most 4.212 m

**Prosecco DOC Czech Round, 29-31 July 2022**
**Ideal Times Tissot Superpole**

No. Rider	Nat	Bike	Seg. 1 Diff. 1	Seg. 2 Diff. 2	Seg. 3 Diff. 3	Seg. 4 Diff. 4	Ideal Time Best Lap	Pos.	Diff.
1 7 L. BALDASSARRI	ITA	Yamaha YZF R6	<b>23.025</b>	23.665	24.660	23.602	<b>1'34.952</b> 1'34.952	1	
2 64 F. CARICASULO	ITA	Ducati Panigale V2	23.097 +0.079	23.656	24.661	23.582 +0.035	<b>1'34.996</b> 1'35.110	2	0.114
3 11 N. BULEGA	ITA	Ducati Panigale V2	23.294 +0.063	23.625	24.566 +0.066	<b>23.520</b>	<b>1'35.005</b> 1'35.134	3	0.129
4 77 D. AEGERTER	SUI	Yamaha YZF R6	23.280 +0.135	23.685	24.599	23.542 +0.010	<b>1'35.106</b> 1'35.251	4	0.145
5 28 G. VAN STRAALEN	NED	Yamaha YZF R6	23.499 +0.117	<b>23.591</b>	<b>24.409</b>	23.679	<b>1'35.178</b> 1'35.295	6	0.117
6 94 A. VERDOIA	FRA	Yamaha YZF R6	23.460	23.640	24.576	23.616	<b>1'35.292</b> 1'35.292	5	
7 3 R. DE ROSA	ITA	Ducati Panigale V2	23.395	23.639	24.660 +0.085	23.694 +0.014	<b>1'35.388</b> 1'35.487	9	0.099
8 66 N. TUULI	FIN	MV Agusta F3 800 RR	23.352 +0.221	23.713 +0.088	24.562 +0.504	23.771	<b>1'35.398</b> 1'36.211	17	0.813
9 55 Y. MONTELLA	ITA	Kawasaki ZX-6R	23.400	23.810	24.588	23.618	<b>1'35.416</b> 1'35.416	7	
10 99 A. HUERTAS	ESP	Kawasaki ZX-6R	23.551	23.631	24.621	23.622	<b>1'35.425</b> 1'35.425	8	
11 61 C. ONCU	TUR	Kawasaki ZX-6R	23.470 +0.080	23.646	24.753	23.605 +0.131	<b>1'35.474</b> 1'35.685	12	0.211
12 53 V. DEBISE	FRA	Yamaha YZF R6	23.359 +0.088	23.694	24.678	23.793	<b>1'35.524</b> 1'35.612	10	0.088
13 50 D. VOSTATEK	CZE	Yamaha YZF R6	23.427	23.871	24.594	23.770	<b>1'35.662</b> 1'35.662	11	
14 38 H. SOOMER	EST	Triumph Street Triple RS	23.411 +0.138	23.704 +0.135	24.844 +0.131	23.811	<b>1'35.770</b> 1'36.174	16	0.404
15 54 B. SOFUOGLU	TUR	MV Agusta F3 800 RR	23.330 +0.042	23.765 +0.131	24.805	23.909	<b>1'35.809</b> 1'35.982	13	0.173
16 23 I. VINALES	ESP	Ducati Panigale V2	23.694 +0.068	23.825	24.801	23.683	<b>1'36.003</b> 1'36.071	14	0.068
17 56 P. SEBESTYEN	HUN	Yamaha YZF R6	23.461	23.848	24.878	23.903	<b>1'36.090</b> 1'36.090	15	
18 44 S. ODENDAAL	RSA	Yamaha YZF R6	23.709 +0.113	23.927 +0.086	24.733	23.738 +0.009	<b>1'36.107</b> 1'36.315	18	0.208
19 62 S. MANZI	ITA	Triumph Street Triple RS	23.501	23.897	24.903	23.889 +0.308	<b>1'36.190</b> 1'36.498	21	0.308
20 52 P. HOBELSBERGER	GER	Yamaha YZF R6	23.649 +0.227	23.870 +0.354	24.795 +0.258	23.910	<b>1'36.224</b> 1'37.063	27	0.839
21 10 U. ORRADRE	ESP	Yamaha YZF R6	23.469 +0.028	24.009	25.023 +0.020	23.785	<b>1'36.286</b> 1'36.334	19	0.048
22 17 K. SMITH	GBR	Yamaha YZF R6	23.575 +0.053	23.906 +0.154	24.936 +0.135	23.873 +0.067	<b>1'36.290</b> 1'36.699	24	0.409
23 69 T. BOOTH-AMOS	GBR	Kawasaki ZX-6R	23.634	23.984 +0.038	24.871	23.817	<b>1'36.306</b> 1'36.344	20	0.038
24 73 M. KOFLER	AUT	Ducati Panigale V2	23.635	24.000	25.022	23.868	<b>1'36.525</b> 1'36.525	22	
25 32 D. BAYLISS	AUS	Ducati Panigale V2	23.637 +0.028	23.996 +0.015	25.003 +0.015	23.900	<b>1'36.536</b> 1'36.594	23	0.058
26 24 L. TACCINI	ITA	Yamaha YZF R6	23.801	24.061 +0.003	24.968	23.924	<b>1'36.754</b> 1'36.757	25	0.003
27 22 F. FULIGNI	ITA	Ducati Panigale V2	23.881	23.933	25.123	24.065	<b>1'37.002</b> 1'37.002	26	
28 25 M. BRENNER	SUI	Yamaha YZF R6	23.939 +0.095	24.170	25.094 +0.094	23.989 +0.073	<b>1'37.192</b> 1'37.454	29	0.262
29 6 J. BUIS	NED	Kawasaki ZX-6R	24.077	24.063	25.340 +0.034	23.886	<b>1'37.366</b> 1'37.400	28	0.034
30 21 B. CURRIE	AUS	Kawasaki ZX-6R	23.946 +0.415	24.316 +0.193	25.470	24.050	<b>1'37.782</b> 1'38.390	30	0.608
31 89 P. HOMOLA	CZE	Yamaha YZF R6	24.590	24.785 +0.071	25.498 +0.106	24.568	<b>1'39.441</b> 1'39.618	31	0.177
<b>Overall Ideal Time</b>			23.025	23.591	24.409	23.520	<b>1'34.545</b>		

30/07/2022

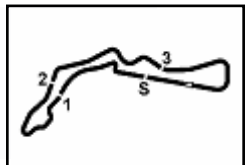
These data/results cannot be reproduced, stored and/or transmitted in whole or in part by any manner of electronic, mechanical, photocopying, recording, broadcasting or otherwise now known or herein after developed without the previous express consent by the copyright owner, except for reproduction in daily press and regular printed publications on sale to the public within 60 days of the event related to those data/results and always provided that copyright symbol appears together as follows below.

© DORNA WSBK ORGANIZATION Srl 2022

**FIGR PERUGIA TIMING**





10 23.395 23.639 24.745 23.708 1'35.487 254,3 10:49'15.749 12 23.330 23.839 25.013 24.038 1'36.220 254,3 10:50'03.089

10° 53 V. DEBISE (1'35.612)							
Lap	Seg.1	Seg.2	Seg.3	Seg.4	Lap Time	km/h	Local Time
1							10:24'54.751
2	43.709	25.525	26.466	25.078	2'00.778P		10:26'55.529
3	24.163	24.407	25.563	24.162	1'38.295	244,0	10:28'33.824
4	23.549	24.067	25.104	24.057	1'36.777	246,8	10:30'10.601
5	23.639	23.806	24.915	23.936	1'36.296	246,8	10:31'46.897
6	23.578	23.925	24.890	23.950	1'36.343	247,3	10:33'23.240
7	23.850	24.016	25.139	2'52.417	4'05.422P	247,9	10:37'28.662
8	43.430	24.580	25.467	23.996	1'57.473P		10:39'26.135
9	23.861	23.772	27.366	24.954	1'39.953C	246,2	10:41'06.088
10	25.277	25.481	27.010	2'57.305	4'15.073CP	215,6	10:45'21.161
11	40.589	25.474	26.285	24.496	1'56.844P		10:47'18.005
12	23.359	24.310	25.174	23.922	1'36.765	250,8	10:48'54.770
13	23.447	23.694	24.678	23.793	1'35.612	251,9	10:50'30.382

14° 23 I. VINALES (1'36.071)							
Lap	Seg.1	Seg.2	Seg.3	Seg.4	Lap Time	km/h	Local Time
1							10:25'05.728
2	46.590	27.335	28.498	25.881	2'08.304P		10:27'14.032
3	24.499	25.251	25.697	24.579	1'40.026	251,3	10:28'54.058
4	23.694	24.348	25.267	24.130	1'37.439	254,9	10:30'31.497
5	24.443	24.144	25.225	23.990	1'37.802	252,5	10:32'09.299
6	29.755	25.022	25.650	40.398	2'00.825CP	251,9	10:34'10.124
7	3'53.963	29.536	25.755	24.318	5'13.572P		10:39'23.696
8	28.496	24.210	25.273	24.346	1'42.325C	246,2	10:41'06.021
9	25.109	25.486	27.051	48.335	2'05.981CP	242,9	10:43'12.002
10	2'38.046	24.553	25.743	24.342	3'52.684P		10:47'04.686
11	23.739	24.056	24.897	23.830	1'36.522	252,5	10:48'41.208
12	23.762	23.825	24.801	23.683	1'36.071	252,5	10:50'17.279

11° 50 O. VOSTATEK (1'35.662)							
Lap	Seg.1	Seg.2	Seg.3	Seg.4	Lap Time	km/h	Local Time
1							10:25'19.344
2	41.075	27.095	28.419	26.383	2'02.972P		10:27'22.316
3	24.832	25.010	25.989	24.843	1'40.674	242,4	10:29'02.990
4	24.055	24.413	25.409	24.369	1'38.246	245,7	10:30'41.236
5	23.887	24.138	24.999	24.145	1'37.169	247,9	10:32'18.405
6	23.758	24.190	25.081	24.115	1'37.144	249,6	10:33'55.549
7	23.513	24.120	25.409	24.556	1'37.598	247,3	10:35'33.147
8	23.548	23.950	24.989	23.991	1'36.478	247,9	10:37'09.625
9	23.581	24.007	25.030	24.121	1'36.739	242,9	10:38'46.364
10	24.037	27.295	25.000	24.094	1'40.426C	244,0	10:40'26.790
11	23.436	25.637	28.886	41.025	1'58.984CP	247,3	10:42'25.774
12	3'44.803	25.574	25.772	24.057	5'00.206P		10:47'25.980
13	23.930	23.948	24.900	23.777	1'36.555	254,3	10:49'02.535
14	23.427	23.871	24.594	23.770	1'35.662	247,9	10:50'38.197

15° 56 P. SEBSTYEN (1'36.090)							
Lap	Seg.1	Seg.2	Seg.3	Seg.4	Lap Time	km/h	Local Time
1			26.851	27.425	25.275		10:28'20.694
2	24.310	24.627	25.821	24.337	1'39.095	245,1	10:29'59.789
3	23.721	24.213	25.244	24.064	1'37.242	247,9	10:31'37.031
4	23.492	24.006	25.115	24.029	1'36.642	249,6	10:33'13.673
5	23.480	29.612	26.721	25.606	1'45.419	250,8	10:34'59.092
6	23.694	24.112	25.300	24.235	1'37.341	250,8	10:36'36.433
7	23.649	24.682	25.839	38.061	1'52.231P	247,9	10:38'28.664
8	7'52.540	24.922	25.905	24.310	9'07.677P		10:47'36.341
9	23.461	23.848	24.878	23.903	1'36.090	253,7	10:49'12.431

12° 61 C. ONCU (1'35.685)							
Lap	Seg.1	Seg.2	Seg.3	Seg.4	Lap Time	km/h	Local Time
1		28.164	29.302	25.825			10:27'14.690
2	24.784	25.261	25.950	24.593	1'40.588	253,7	10:28'55.278
3	23.965	24.090	24.840	23.664	1'36.559	251,3	10:30'31.837
4	23.790	23.908	24.943	23.659	1'36.300	253,1	10:32'08.137
5	23.673	25.405	26.606	24.507	1'40.191	253,1	10:33'48.328
6	23.470	23.826	24.864	23.681	1'35.841	251,3	10:35'24.169
7	24.101	24.825	25.844	37.031	1'51.801P	250,8	10:37'15.970
8	3'24.474	33.167	30.094	39.880	5'07.615CP		10:42'23.585
9	3'14.064	24.266	25.233	24.573	4'28.136P		10:46'51.721
10	23.557	23.813	24.765	23.605	1'35.740	250,2	10:48'27.461
11	23.550	23.646	24.753	23.736	1'35.685	253,1	10:50'03.146

16° 38 H. SOOMER (1'36.174)							
Lap	Seg.1	Seg.2	Seg.3	Seg.4	Lap Time	km/h	Local Time
1			25.480	26.231	24.816		10:26'56.469
2	23.963	24.624	25.566	24.135	1'38.288	250,2	10:28'34.757
3	23.850	24.064	25.780	23.937	1'37.631	251,9	10:30'12.388
4	23.910	23.976	25.049	23.813	1'36.748	253,1	10:31'49.136
5	24.036	23.963	25.006	23.921	1'36.926	252,5	10:33'26.062
6	23.814	24.228	25.262	24.245	1'37.549	250,8	10:35'03.611
7	23.531	24.006	25.208	23.965	1'36.710	250,2	10:36'40.321
8	23.828	24.369	25.503	24.499	1'38.199	250,2	10:38'18.520
9	23.549	23.839	24.975	23.811	1'36.174	249,6	10:39'54.694
10	23.411	23.873	25.776	40.005	1'53.065CP	249,6	10:41'47.759
11	4'00.834	25.055	25.871	24.467	5'16.227P		10:47'03.986
12	23.779	23.987	24.860	23.854	1'36.480	251,9	10:48'40.466
13	23.783	23.704	24.844	24.149	1'36.480	249,0	10:50'16.946

13° 54 B. SOFUOGLU (1'35.982)							
Lap	Seg.1	Seg.2	Seg.3	Seg.4	Lap Time	km/h	Local Time
1		28.736	28.526	25.183			10:28'53.923
2	25.150	25.205	25.904	24.306	1'40.565	253,1	10:30'34.488
3	23.865	24.363	25.375	24.147	1'37.750	255,5	10:32'12.238
4	23.630	24.114	25.238	24.084	1'37.066	255,5	10:33'49.304
5	23.461	23.880	25.054	23.974	1'36.369	256,7	10:35'25.673
6	23.409	24.099	25.550	24.328	1'37.386	260,3	10:37'03.059
7	23.372	23.896	24.805	23.909	1'35.982	253,1	10:38'39.041
8	23.398	29.980	25.389	24.301	1'43.068C	253,7	10:40'22.109
9	23.399	29.240	30.118	48.309	2'11.066CP	252,5	10:42'33.175
10	3'02.370	24.651	25.432	24.231	4'16.684P		10:46'49.859
11	23.546	23.765	25.432	24.267	1'37.010	253,1	10:48'26.869

17° 66 N. TUULI (1'36.211)							
Lap	Seg.1	Seg.2	Seg.3	Seg.4	Lap Time	km/h	Local Time
1			28.824	28.920	26.711		10:27'51.638
2	24.960	24.901	25.928	24.396	1'40.185	245,1	10:29'31.823
3	23.797	23.994	25.009	23.841	1'36.641	246,2	10:31'08.464
4	23.573	23.801	25.066	23.771	1'36.211	247,9	10:32'44.675
5	23.991	24.931	25.877	38.491	1'53.290P	247,9	10:34'37.965
6	2'30.025	24.490	24.865	23.923	3'43.303P		10:38'21.268

30/07/2022 P = Pits In/Out - C = Lap Time Cancelled  
 These data/results cannot be reproduced, stored and/or transmitted in whole or in part by any manner of electronic, mechanical, photocopying, recording, broadcasting or otherwise now known or herein after developed without the previous express consent by the copyright owner, except for reproduction in daily press and regular printed publications on sale to the public within 60 days of the event related to those data/results and always provided that copyright symbol appears together as follows below.  
 © DORNA WSBK ORGANIZATION Srl 2022



**Prosecco DOC Czech Round, 29–31 July 2022**  
**Chronological Analysis Tissot Superpole**

3 / 4

7	23.822	24.013	<b>24.733</b>	23.747	<b>1'36.315</b>	246,8	10:35'23.020	5	23.820	24.283	25.110	24.197	1'37.410	249,6	10:32'11.048
8	25.560	24.911	25.527	37.728	1'53.726P	<b>250,8</b>	10:37'16.746	6	23.782	24.407	25.202	24.317	1'37.708	250,8	10:33'48.756
9	2'01.832	24.789	25.250	24.224	3'16.095CP		10:40'32.841	7	23.661	24.040	<b>25.003</b>	24.055	1'36.759	253,7	10:35'25.515
10	23.965	25.038	27.004	42.533	1'58.540CP	247,9	10:42'31.381	8	24.204	24.797	25.584	37.552	1'52.137P	251,3	10:37'17.652
11	3'08.162	26.012	25.383	23.978	4'23.535P		10:46'54.916	9	2'05.101	24.647	25.408	24.465	3'19.621CP		10:40'37.273
12	<b>23.709</b>	24.059	24.810	<b>23.738</b>	1'36.316	247,3	10:48'31.232	10	23.908	25.461	26.861	41.555	1'57.785CP	249,0	10:42'35.058
13	23.834	<b>23.927</b>	24.815	23.860	1'36.436	248,5	10:50'07.668	11	2'53.183	24.553	25.314	24.005	4'07.055P		10:46'42.113
								12	<b>23.637</b>	<b>23.996</b>	25.033	24.161	1'36.827	251,9	10:48'18.940
								13	23.665	24.011	25.018	<b>23.900</b>	<b>1'36.594</b>	250,2	10:49'55.534

**19° 10 U. ORRADRE [1'36.334]**

Lap	Seg1	Seg2	Seg3	Seg4	Lap Time	km/h	Local Time
1							10:25'27.630
2	51.157	27.868	28.364	26.399	2'13.788P		10:27'41.418
3	24.622	25.023	25.718	24.737	1'40.100	245,1	10:29'21.518
4	24.023	24.307	25.151	24.212	1'37.693	249,0	10:30'59.211
5	23.833	24.047	<b>25.023</b>	24.222	1'37.125	249,0	10:32'36.336
6	23.750	24.910	25.781	42.573	1'57.014P	248,5	10:34'33.350
7	2'34.205	25.226	25.453	24.300	3'49.184CP		10:38'22.534
8	23.824	24.105	25.056	24.194	1'37.179	250,8	10:39'59.713
9	<b>23.469</b>	24.020	28.206	43.365	1'59.060CP	250,2	10:41'58.773
10	4'02.510	26.117	26.520	25.337	5'20.484P		10:47'19.257
11	23.570	24.086	25.292	24.110	1'37.058	<b>251,3</b>	10:48'56.315
12	23.497	<b>24.009</b>	25.043	<b>23.785</b>	<b>1'36.334</b>	250,8	10:50'32.649

**24° 17 K. SMITH [1'36.699]**

Lap	Seg1	Seg2	Seg3	Seg4	Lap Time	km/h	Local Time
1							10:26'17.493
2	42.745	27.117	26.944	25.226	2'02.032P		10:28'19.525
3	24.273	24.456	25.412	24.133	1'38.274	242,9	10:29'57.799
4	23.893	24.303	25.104	24.167	1'37.467	244,0	10:31'35.266
5	24.000	24.325	<b>24.936</b>	24.088	1'37.349	243,5	10:33'12.615
6	25.854	24.951	25.681	40.672	1'57.158CP	244,0	10:35'09.773
7	1'56.664	24.757	25.177	24.085	3'10.683P		10:38'20.456
8	23.932	24.327	25.130	24.408	1'37.797	246,8	10:39'58.253
9	<b>23.575</b>	<b>23.906</b>	26.747	42.753	1'56.981CP	245,7	10:41'55.234
10	4'07.590	24.842	26.063	24.711	5'23.206P		10:47'18.440
11	23.628	24.060	25.071	23.940	<b>1'36.699</b>	<b>250,8</b>	10:48'55.139
12	23.826	24.026	25.042	<b>23.873</b>	1'36.767	249,0	10:50'31.906

**20° 69 T. BOOTH-AMOS [1'36.344]**

Lap	Seg1	Seg2	Seg3	Seg4	Lap Time	km/h	Local Time
1							10:25'33.880
2	45.693	27.473	27.586	25.852	2'06.604P		10:27'40.484
3	24.321	24.514	25.619	24.319	1'38.773	245,7	10:29'19.257
4	23.936	24.174	25.225	23.997	1'37.332	246,8	10:30'56.589
5	23.647	24.009	25.058	23.958	1'36.672	250,8	10:32'33.261
6	23.660	<b>23.984</b>	25.779	39.440	1'52.863P	250,2	10:34'26.124
7	4'36.165	29.852	27.981	25.529	5'59.527CP		10:40'25.651
8	23.829	27.188	29.488	44.228	2'04.733CP	250,8	10:42'30.384
9	3'50.507	25.238	26.083	24.194	5'06.022P		10:47'36.406
10	<b>23.634</b>	24.022	<b>24.871</b>	<b>23.817</b>	<b>1'36.344</b>	<b>252,5</b>	10:49'12.750

**25° 24 L. TACCINI [1'36.757]**

Lap	Seg1	Seg2	Seg3	Seg4	Lap Time	km/h	Local Time
1							10:27'04.789
2	25.354	25.783	26.296	25.096	1'42.529	249,0	10:28'47.318
3	24.482	24.613	25.414	24.269	1'38.778	249,0	10:30'26.096
4	24.218	24.458	27.000	24.587	1'40.263	249,6	10:32'06.359
5	24.176	24.378	25.373	24.205	1'38.132	250,2	10:33'44.491
6	23.929	24.351	25.214	24.332	1'37.826	246,8	10:35'22.317
7	23.989	24.283	25.365	24.079	1'37.716	247,9	10:37'00.033
8	23.847	24.131	25.210	24.112	1'37.300	247,9	10:38'37.333
9	24.799	28.616	27.488	24.587	1'45.490C	249,6	10:40'22.823
10	23.863	26.948	28.296	42.030	2'01.137CP	250,2	10:42'23.960
11	3'24.790	25.023	25.955	24.386	4'40.154P		10:47'04.114
12	23.974	<b>24.061</b>	25.052	24.125	1'37.212	253,1	10:48'41.326
13	<b>23.801</b>	24.064	<b>24.968</b>	<b>23.924</b>	<b>1'36.757</b>	<b>258,5</b>	10:50'18.083

**21° 62 S. MANZI [1'36.498]**

Lap	Seg1	Seg2	Seg3	Seg4	Lap Time	km/h	Local Time
1		19'12.021	25.927	24.477			10:47'03.851
2	23.726	23.980	24.944	<b>23.889</b>	1'36.539	250,2	10:48'40.390
3	<b>23.501</b>	<b>23.897</b>	<b>24.903</b>	24.197	<b>1'36.498</b>	<b>251,9</b>	10:50'16.888

**22° 73 M. KOFLER [1'36.525]**

Lap	Seg1	Seg2	Seg3	Seg4	Lap Time	km/h	Local Time
1							10:25'08.805
2	43.263	27.031	28.727	26.122	2'05.143P		10:27'13.948
3	24.989	25.460	26.075	25.250	1'41.774	251,3	10:28'55.722
4	24.153	24.596	26.258	24.372	1'39.379	253,1	10:30'35.101
5	24.039	24.263	25.501	24.188	1'37.991	251,3	10:32'13.092
6	23.975	24.884	26.362	37.056	1'52.277P	251,3	10:34'05.369
7	3'49.474	26.095	26.456	27.601	5'09.626P		10:39'14.995
8	23.892	24.032	25.194	24.130	1'37.248C	250,2	10:40'52.243
9	24.439	25.957	26.961	38.437	1'55.794CP	247,9	10:42'48.037
10	3'33.489	24.897	25.962	24.220	4'48.568P		10:47'36.605
11	<b>23.635</b>	<b>24.000</b>	<b>25.022</b>	<b>23.868</b>	<b>1'36.525</b>	<b>255,5</b>	10:49'13.130

**26° 22 F. FULIGNI [1'37.002]**

Lap	Seg1	Seg2	Seg3	Seg4	Lap Time	km/h	Local Time
1							10:25'07.866
2	44.694	27.463	28.706	26.555	2'07.418P		10:27'15.284
3	24.907	24.931	25.900	25.152	1'40.890	244,6	10:28'56.174
4	24.302	24.438	25.898	24.566	1'39.204	250,8	10:30'35.378
5	24.174	26.365	26.130	24.755	1'41.424	<b>253,7</b>	10:32'16.802
6	24.184	24.244	25.306	24.252	1'37.986	246,2	10:33'54.788
7	24.074	24.252	25.384	40.039	1'53.749P	247,3	10:35'48.537
8	2'30.389	25.298	25.875	24.486	3'46.048P		10:39'34.585
9	24.087	24.120	25.212	24.885	1'38.304C	243,5	10:41'12.889
10	25.188	25.267	25.537	43.640	1'59.632CP	241,3	10:43'12.521
11	2'43.919	28.322	26.682	25.493	4'04.416P		10:47'16.937
12	24.159	24.826	25.807	25.060	1'39.852	249,0	10:48'56.789
13	<b>23.881</b>	<b>23.933</b>	<b>25.123</b>	<b>24.065</b>	<b>1'37.002</b>	249,6	10:50'33.791

**23° 32 D. BAYLISS [1'36.594]**

Lap	Seg1	Seg2	Seg3	Seg4	Lap Time	km/h	Local Time
1							10:25'07.324
2	44.476	27.157	28.917	26.329	2'06.879P		10:27'14.203
3	24.983	25.348	26.005	24.962	1'41.298	<b>254,9</b>	10:28'55.501
4	23.948	24.499	25.419	24.271	1'38.137	252,5	10:30'33.638

**27° 52 P. HOBELSBERGER [1'37.063]**

Lap	Seg1	Seg2	Seg3	Seg4	Lap Time	km/h	Local Time
1							10:25'00.240
2	43.032	26.625	28.095	26.693	2'04.445P		10:27'04.685
3	25.064	25.728	26.173	24.722	1'41.687	244,0	10:28'46.372

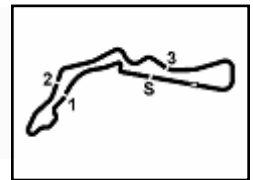
30/07/2022

P = Pits In/Out - C = Lap Time Cancelled

These data/results cannot be reproduced, stored and/or transmitted in whole or in part by any manner of electronic, mechanical, photocopying, recording, broadcasting or otherwise now known or herein after developed without the previous express consent by the copyright owner, except for reproduction in daily press and regular printed publications on sale to the public within 60 days of the event related to those data/results and always provided that copyright symbol appears together as follows below.

© DORNA WSBK ORGANIZATION Srl 2022





**Prosecco DOC Czech Round, 29-31 July 2022**  
**Chronological Analysis Tissot Superpole**

4	27.683	25.381	26.431	24.058	1'43.553	247,9	10:30'29.925	8	24.634	24.897	25.794	24.644	1'39.969	242,9	10:38'00.597
5	23.876	24.224	25.053	<b>23.910</b>	<b>1'37.063</b>	249,6	10:32'06.988	9	<b>24.590</b>	<b>24.856</b>	25.604	<b>24.568</b>	<b>1'39.618</b>	242,4	10:39'40.215
6	26.642	26.271	25.758	37.419	1'56.090P	<b>252,5</b>	10:34'03.078	10	24.623	<b>24.785</b>	25.961	48.664	2'04.033CP	242,9	10:41'44.248
7	3'55.034	25.680	26.437	24.195	5'11.346P		10:39'14.424	11	4'38.913	25.933	26.447	25.252	5'56.545P		10:47'40.793
8	<b>23.649</b>	<b>23.870</b>	<b>24.795</b>	23.804	1'36.118C	247,9	10:40'50.542	12	24.899	25.885	25.742	24.578	1'41.104	<b>247,3</b>	10:49'21.897
9	27.573	26.057	26.869	38.768	1'59.267CP	248,5	10:42'49.809								
10	2'49.554	27.828	29.845	40.380	4'27.607P		10:47'17.416								
11	1'29.785	37.028	27.413	28.361	3'02.587P		10:50'20.003								

**28° 6 J. BUIS [1'37.400]**

Lap	Seg.1	Seg.2	Seg.3	Seg.4	Lap Time	km/h	Local Time
1							10:25'01.873
2	41.768	26.637	27.834	26.724	2'02.963P		10:27'04.836
3	25.030	25.789	26.288	24.501	1'41.608	249,0	10:28'46.444
4	24.230	24.433	26.030	24.499	1'39.192	250,8	10:30'25.636
5	24.363	24.646	25.801	24.313	1'39.123	247,3	10:32'04.759
6	29.504	34.699	26.878	38.819	2'09.900CP	248,5	10:34'14.659
7	3'41.410	25.684	26.250	27.200	5'00.544CP		10:39'15.203
8	24.306	24.315	<b>25.340</b>	24.190	1'38.151C	<b>252,5</b>	10:40'53.354
9	25.122	25.872	26.861	39.855	1'57.710CP	251,3	10:42'51.064
10	3'05.854	27.339	26.967	24.817	4'24.977P		10:47'16.041
11	24.185	24.689	25.796	23.995	1'38.665	250,8	10:48'54.706
12	<b>24.077</b>	<b>24.063</b>	25.374	<b>23.886</b>	<b>1'37.400</b>	246,8	10:50'32.106

**29° 25 M. BRENNER [1'37.454]**

Lap	Seg.1	Seg.2	Seg.3	Seg.4	Lap Time	km/h	Local Time
1							10:26'26.579
2	41.158	28.148	28.420	26.924	2'04.650P		10:28'31.229
3	25.367	25.935	26.984	38.419	1'56.705P	241,9	10:30'27.934
4	3'11.821	26.011	27.038	25.408	4'30.278P		10:34'58.212
5	24.700	24.662	25.651	24.358	1'39.371	243,5	10:36'37.583
6	24.130	24.629	25.271	24.236	1'38.266	246,2	10:38'15.849
7	24.034	<b>24.170</b>	25.188	24.062	<b>1'37.454</b>	245,7	10:39'53.303
8	23.997	24.273	25.705	40.988	1'54.963CP	246,8	10:41'48.266
9	4'08.415	27.366	27.047	24.903	5'27.731P		10:47'15.997
10	24.048	26.626	26.249	25.634	1'42.557	244,0	10:48'58.554
11	<b>23.939</b>	24.538	<b>25.094</b>	<b>23.989</b>	1'37.560	<b>252,5</b>	10:50'36.114

**30° 21 B. CURRIE [1'38.390]**

Lap	Seg.1	Seg.2	Seg.3	Seg.4	Lap Time	km/h	Local Time
1							10:25'01.607
2	43.095	27.069	27.360	26.193	2'03.717P		10:27'05.324
3	25.682	25.645	26.761	24.547	1'42.635	249,0	10:28'47.959
4	24.361	24.509	<b>25.470</b>	<b>24.050</b>	<b>1'38.390</b>	249,0	10:30'26.349
5	24.336	24.524	25.809	24.286	1'38.955	251,3	10:32'05.304
6	30.111	32.739	25.702	38.108	2'06.660CP	249,6	10:34'11.964
7	3'45.338	27.266	26.382	25.312	5'04.298CP		10:39'16.262
8	24.120	24.458	25.647	24.149	1'38.374C	249,0	10:40'54.636
9	25.708	25.957	27.309	39.047	1'58.021CP	250,2	10:42'52.657
10	3'03.278	29.364	28.316	25.797	4'26.755P		10:47'19.412
11	24.263	24.502	25.785	24.261	1'38.811	<b>252,5</b>	10:48'58.223
12	<b>23.946</b>	<b>24.316</b>	26.271	24.205	1'38.738	250,8	10:50'36.961

**31° 89 P. HOMOLA [1'39.618]**

Lap	Seg.1	Seg.2	Seg.3	Seg.4	Lap Time	km/h	Local Time
1							10:25'50.273
2	41.575	26.868	28.293	26.679	2'03.415P		10:27'53.688
3	25.990	25.935	26.644	25.390	1'43.959	241,9	10:29'37.647
4	25.446	25.344	26.244	24.993	1'42.027	242,9	10:31'19.674
5	24.799	25.156	25.753	25.020	1'40.728	244,6	10:33'00.402
6	24.855	25.158	25.821	24.756	1'40.590	242,4	10:34'40.992
7	24.654	24.900	<b>25.498</b>	24.584	1'39.636	242,9	10:36'20.628

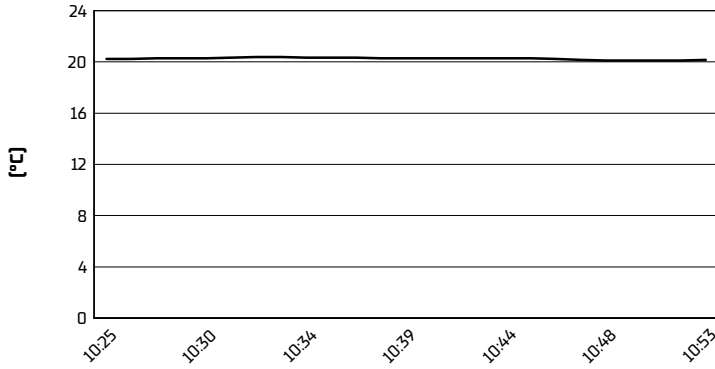
30/07/2022 P = Pits In/Out - C = Lap Time Cancelled

These data/results cannot be reproduced, stored and/or transmitted in whole or in part by any manner of electronic, mechanical, photocopying, recording, broadcasting or otherwise now known or herein after developed without the previous express consent by the copyright owner, except for reproduction in daily press and regular printed publications on sale to the public within 60 days of the event related to those data/results and always provided that copyright symbol appears together as follows below.

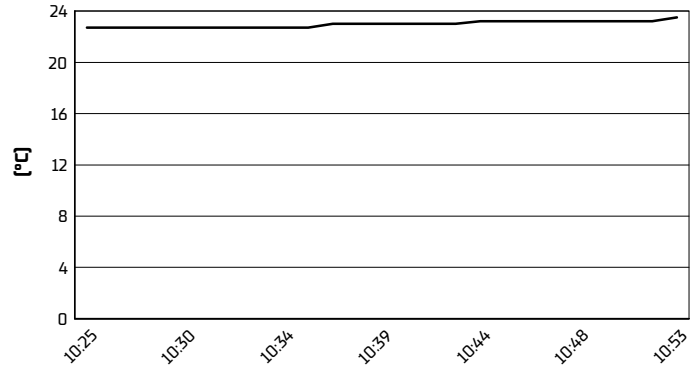
© DORNA WSBK ORGANIZATION Srl 2022

**Prosecco DOC Czech Round, 29-31 July 2022**  
**Weather Report Tissot Superpole**  
Session started 10:25 - Session ended 10:53


**Air Temperature**



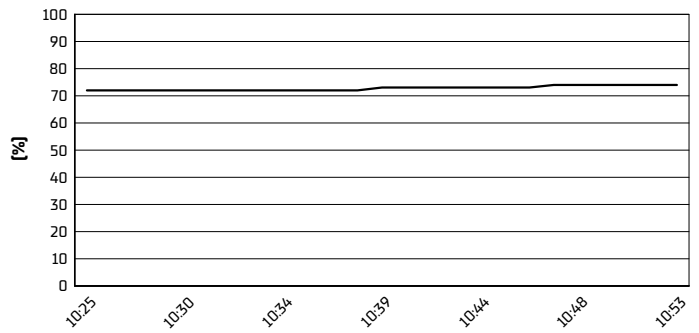
**Track Temperature**



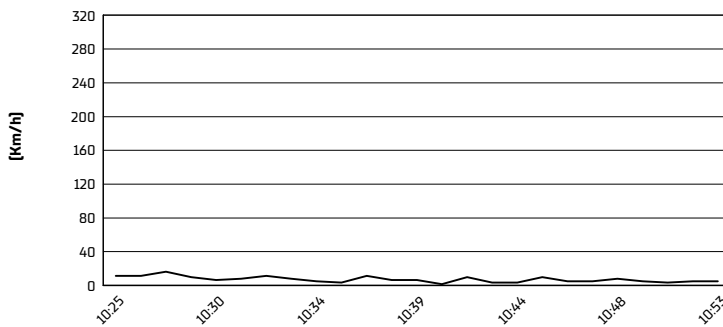
**Air Pressure**



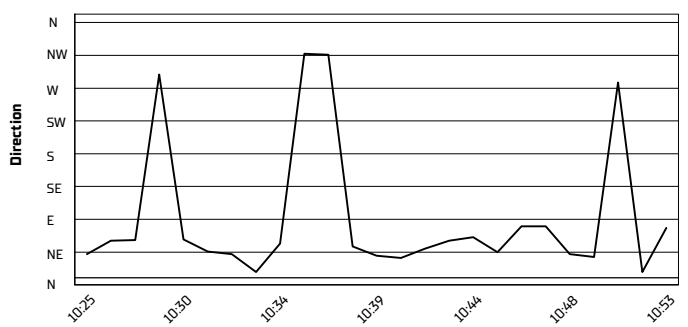
**Humidity**



**Wind Speed**



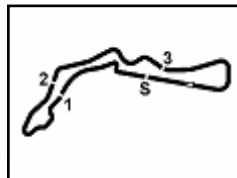
**Wind Direction**



30/07/2022

These data/results cannot be reproduced, stored and/or transmitted in whole or in part by any manner of electronic, mechanical, photocopying, recording, broadcasting or otherwise now known or herein after developed without the previous express consent by the copyright owner, except for reproduction in daily press and regular printed publications on sale to the public within 60 days of the event related to those data/results and always provided that copyright symbol appears together as follows below.

© DORNA WSBK ORGANIZATION Srl 2022


**Prosecco DOC Czech Round, 29-31 July 2022**  
**Superpole Ranking**

Autodrom Most 4.212 m

	2019	2020	2021	2022
<b>01 Aragon</b>	Gradinger (Aut) Yam 1'53.972 (160,4 Km/h)	Locatelli (Ita) Yam 1'53.003 (161,7 Km/h)	Cluzel (Fra) Yam 1'52.937 (161,8 Km/h)	Baldassarri (Ita) Yam 1'52.706 (162,2 Km/h)
<b>02 Assen</b>	Krummenacher (Sui) Yam 1'38.010 (166,8 Km/h)		Aegerter (Sui) Yam 1'37.222 (168,2 Km/h)	Aegerter (Sui) Yam 1'36.906 (168,7 Km/h)
<b>03 Estoril</b>		Locatelli (Ita) Yam 1'39.520 (151,3 Km/h)	Caricasulo (Ita) Yam 1'39.973 (150,6 Km/h)	Aegerter (Sui) Yam 1'39.046 (152,0 Km/h)
<b>04 Misano</b>	Mahias (Fra) Kaw 1'38.909 (147,8 Km/h)		Aegerter (Sui) Yam 1'37.726 (149,6 Km/h)	Aegerter (Sui) Yam 1'37.173 (150,4 Km/h)
<b>05 Donington</b>	Caricasulo (Ita) Yam 1'31.092 (158,9 Km/h)			Aegerter (Sui) Yam 1'29.961 (160,9 Km/h)
<b>06 Most</b>			Gonzalez (Esp) Yam 1'35.213 (159,3 Km/h)	Baldassarri (Ita) Yam 1'34.952 (159,7 Km/h)
<b>07 Magny-Cours</b>	Smith (Gbr) Kaw 1'56.287 (136,6 Km/h)	Smith (Gbr) Yam 1'49.318 (145,3 Km/h)	Bernardi (Smr) Yam 1'40.330 (158,3 Km/h)	
<b>08 Barcelona</b>		Locatelli (Ita) Yam 1'44.958 (158,7 Km/h)	Gonzalez (Esp) Yam 1'44.593 (159,3 Km/h)	
<b>09 Portimao</b>	Caricasulo (Ita) Yam 1'44.220 (158,6 Km/h)	Locatelli (Ita) Yam 1'44.627 (158,0 Km/h)	Cluzel (Fra) Yam 1'43.908 (159,1 Km/h)	
<b>10 Villicum</b>	Perolari (Fra) Yam 1'45.993 (145,2 Km/h)		Cluzel (Fra) Yam 1'41.740 (151,3 Km/h)	
<b>11 Mandalika</b>			Aegerter (Sui) Yam 1'36.288 (160,8 Km/h)	
<b>12 Phillip Island</b>	Caricasulo (Ita) Yam 1'32.604 (172,8 Km/h)	Locatelli (Ita) Yam 1'32.176 (173,6 Km/h)		

**2022**
**4** D. Aegerter  
**2** L. Baldassarri

**ALL TIMES**

<b>34</b> K. Sofuoglu	<b>4</b> R. Xaus	<b>1</b> C. Davies
<b>24</b> J. Cluzel	<b>3</b> S. Cortese	<b>1</b> M. Fabrizio
<b>22</b> S. Charpentier	<b>3</b> K. Curtain	<b>1</b> T. Gradinger
<b>17</b> B. Parkes	<b>3</b> J. Lascorz	<b>1</b> C. Jones
<b>15</b> K. Muggeridge	<b>3</b> I. MacPherson	<b>1</b> C. Kellner
<b>14</b> F. Foret	<b>3</b> A. Pitt	<b>1</b> F. Marino
<b>14</b> S. Lowes	<b>3</b> D. Salom	<b>1</b> M. Meregalli
<b>10</b> C. Crutchlow	<b>2</b> L. Baldassarri	<b>1</b> S. Morais
<b>9</b> F. Caricasulo	<b>2</b> P. Bontempi	<b>1</b> P. Oettl
<b>8</b> D. Aegerter	<b>2</b> M. Gonzalez	<b>1</b> C. Perolari
<b>8</b> L. Mahias	<b>2</b> V. Guareschi	<b>1</b> P. Riba
<b>7</b> A. Locatelli	<b>2</b> M. Lagrive	<b>1</b> S. Sanna
<b>6</b> S. Chambon	<b>2</b> M. Pirro	<b>1</b> L. Stapleford
<b>6</b> E. Laverty	<b>2</b> L. Scassa	<b>1</b> N. Tuuli
<b>5</b> P. Casoli	<b>2</b> K. Smith	<b>1</b> J. Vd Goorbergh
<b>5</b> K. Fujiwara	<b>2</b> J. Teuchert	<b>1</b> J. Whitham
<b>5</b> P. Jacobsen	<b>2</b> M. van der Mark	
<b>5</b> C. Vermeulen	<b>1</b> L. Bernardi	
<b>4</b> R. Krummenacher	<b>1</b> K. Coghlan	

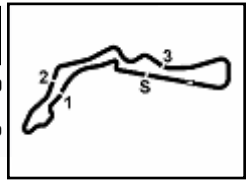
30/07/2022

These data/results cannot be reproduced, stored and/or transmitted in whole or in part by any manner of electronic, mechanical, photocopying, recording, broadcasting or otherwise now known or herein after developed without the previous express consent by the copyright owner, except for reproduction in daily press and regular printed publications on sale to the public within 60 days of the event related to those data/results and always provided that copyright symbol appears together as follows below.

© DORNA WSBK ORGANIZATION Srl 2022

FICR PERUGIA TIMING




**Prosecco DOC Czech Round, 29-31 July 2022**  
**Tissot Superpole Award**

Autodrom Most 4.212 m

	Points	Points From First	Points From Previous	April 10 ARAGON	April 24 ASSEN	May 22 ESTORIL	June 12 MISANO	July 17 DONINGTON	July 31 MOST	September 11 MAGNY-COURS	September 25 BARCELONA	October 9 PORTIMAO	October 23 VILLICUM	November 13 MANDALIKA	November 20 PHILLIP ISLAND				
1 <b>AEGERTER</b> Dominique (SUI)	63			9	12	12	12	12	6										
2 <b>BULEGA</b> Nicolo (ITA)	47	16		6	7	9	9	9	7										
3 <b>BALDASSARRI</b> Lorenzo (ITA)	44	19	3	12	4	6	7	3	12										
4 <b>CARICASULO</b> Federico (ITA)	32	31	12	3	6	3	6	5	9										
5 <b>VAN STRAALEN</b> Glenn (NEO)	28	35	4	5	5	7		7	4										
6 <b>ONCU</b> Can (TUR)	27	36	1	7	9	2	3	6											
7 <b>CLUZEL</b> Jules (FRA)	13	50	14	2		5	2	4											
8 <b>MONTELLA</b> Yari (ITA)	11	52	2	1			5	2	3										
9 <b>VERDOIA</b> Andy (FRA)	9	54	2			4			5										
10 <b>BRENNER</b> Marcel (SUI)	8	55	1	4			4												
11 <b>HOBELSBERGER</b> Patrick (GER)	3	60	5		3														
12 <b>MANZI</b> Stefano (ITA)	3	60	0		2		1												
13 <b>HUERTAS</b> Adrian (ESP)	2	61	1						2										
14 <b>DE ROSA</b> Raffaele (ITA)	1	62	1						1										
15 <b>SOOMER</b> Hannes (EST)	1	62	0					1											
16 <b>TUULI</b> Niki (FIN)	1	62	0			1													
17 <b>SEBESTYEN</b> Peter (HUN)	1	62	0		1														

30/07/2022 Odd points columns: Tissot Superpole Even points columns: Tissot Superpole Race

These data/results cannot be reproduced, stored and/or transmitted in whole or in part by any manner of electronic, mechanical, photocopying, recording, broadcasting or otherwise now known or herein after developed without the previous express consent by the copyright owner, except for reproduction in daily press and regular printed publications on sale to the public within 60 days of the event related to those data/results and always provided that copyright symbol appears together as follows below.

© DORNA WSBK ORGANIZATION Srl 2022