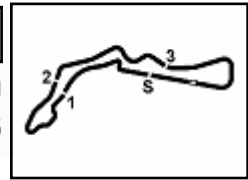


Autodrom Most 4.212 m

Prosecco DOC Czech Round, 29-31 July 2022
Biographical Entry List

No.	Rider (Abbreviation)	Nat	Bike	Wins 2022	Podiums 2022	Pole 2022	Races 2022	Tyres
	Age Date of Birth Place of Birth		Team					
1	2 GARCIA ABELLA Iker [Gar] 18 11/07/2004 Alcanar	ESP	Yamaha YZF-R3 Yamaha MS Racing				10 8	Pirelli
2	8 IERACI Bruno [Ier] 21 14/08/2000 Giulianova	ITA	Kawasaki Ninja 400 Prodina Racing WorldSSP300		1		40 8	Pirelli
3	12 MAIER Humberto [Mai] 16 28/10/2005 Osasco	BRA	Yamaha YZF-R3 AD78 Team Brasil by MS Racing				8 8	Pirelli
4	14 MILLAN Alex [Mii] 17 23/11/2004 Barcelona	ESP	Kawasaki Ninja 400 SMW Racing				11 5	Pirelli
5	18 OFFER Indy [Off] 19 18/05/2003 St Helier, Carshalton	GBR	Yamaha YZF-R3 Team BrCorse				20 8	Pirelli
6	23 MARKARIAN Sylvain [Mar] 23 23/06/1999 Nice	FRA	Kawasaki Ninja 400 Leader Team Flembbo				34 8	Pirelli
7	26 GENNAI Mirko [Gen] 19 07/03/2003 Firenze	ITA	Yamaha YZF-R3 Team BrCorse		2 2		36 8	Pirelli
8	27 DIAZ Alvaro [Dia] 18 07/08/2003 Valencia	ESP	Yamaha YZF-R3 Arco Motor University Team	2 2	6 5		24 8	Pirelli
9	28 LEHMANN Lennox [Leh] 16 28/11/2005 Dresden	GER	KTM RC 390 R Freudenberg KTM - Paligo Racing		2 2		10 8	Pirelli
10	35 SAIZ MARQUEZ Yeray [Sai] 16 02/03/2006 Santander	ESP	Kawasaki Ninja 400 Accolade Smrz Racing				15 8	Pirelli
11	41 GARCIA Marc [GaM] 22 01/11/1999 Barcelona	ESP	Yamaha YZF-R3 Yamaha MS Racing	6 2	12 3	2 1	43 8	Pirelli
12	43 KHOURI Harry [Kho] 18 01/03/2004 Penrith	AUS	Kawasaki Ninja 400 Team#109 Kawasaki				21 8	Pirelli
13	46 DI SORA Samuel [DiS] 21 08/05/2001 Bayonne	FRA	Kawasaki Ninja 400 Leader Team Flembbo	2 1	11 4		41 8	Pirelli
14	47 SEABRIGHT Fenton [Sea] 20 14/06/2002 Chelmsford	GBR	Yamaha YZF-R3 Vinales Racing Team				8 8	Pirelli
15*	53 SVOBODA Petr [Svo] 19 04/12/2002 Brno	CZE	Kawasaki Ninja 400 Accolade Smrz Racing				28 8	Pirelli
16	58 IGLESIAS Inigo [Igl] 20 09/04/2002 Errenteria	ESP	Kawasaki Ninja 400 SMW Racing		4 1	1	36 8	Pirelli
17	59 ZANCA Alessandro [Zan] 18 12/02/2004 Rimini	ITA	Kawasaki Ninja 400 Kawasaki GP Project				26 8	Pirelli
18	60 GEIGER Dirk [Gei] 20 04/07/2002 Mannheim	GER	Kawasaki Ninja 400 Fusport-RT Motorsports by SKM-Kawasaki				10 8	Pirelli
19	61 OKAYA Yuta [Oka] 23 12/07/1999 Tokyo	JPN	Kawasaki Ninja 400 MTM Kawasaki	1	8 3	2 1	44 8	Pirelli
20	64 DE CANCELLIS Hugo [DeC] 20 05/09/2001 Avignon	FRA	Kawasaki Ninja 400 Prodina Racing WorldSSP300	1 1	5 1		47 8	Pirelli
21	69 ALBERTO Troy [Alb] 21 06/03/2001 San Juan City	PHI	Kawasaki Ninja 400 Fusport-RT Motorsports by SKM-Kawasaki				8 8	Pirelli
22	72 STEEMAN Victor [Ste] 22 15/06/2000 Zevenaar	NED	Kawasaki Ninja 400 MTM Kawasaki	2 1	3 2	4 1	35 8	Pirelli
23	73 PEREZ GONZALES Jose Luis [Per] 21 14/05/2001 Palma de Mallorca	ESP	Kawasaki Ninja 400 Accolade Smrz Racing				23	Pirelli
24	77 BIJMAN Ruben [Bij] 18 27/09/2003 Lopik	NED	Kawasaki Ninja 400 MTM Kawasaki				24 8	Pirelli
25	80 MASTROLUCA Gabriele [Mas] 17 08/02/2005 Palestrina	ITA	Yamaha YZF-R3 ProGP Racing				33 8	Pirelli
26	81 PERISTERAS Ioannis [Pel] 17 21/04/2005 Marousi	GRE	Yamaha YZF-R3 ProGP Racing				6 6	Pirelli
27	85 SABATUCCI Kevin [Sab] 23 07/04/1999 Ascoli Piceno	ITA	Kawasaki Ninja 400 Kawasaki GP Project	1	2		47 8	Pirelli
28	87 KAWAKAMI Ton [Kaw] 21 21/11/2000 Japón	BRA	Yamaha YZF-R3 AD78 Team Brasil by MS Racing		1	2	43 5	Pirelli
29	88 MOGEDA Daniel [Mog] 17 03/06/2005 Barcelona	ESP	Kawasaki Ninja 400 Team#109 Kawasaki				16 8	Pirelli
30	91 VANNUCCI Matteo [Van] 19 19/05/2003 Bagno a Ripoli	ITA	Yamaha YZF-R3 AG Motorsport Italia Yamaha	1 1	1 1	1 1	7 7	Pirelli
31*	92 FEIGL Filip [Fei] 17 02/08/2004 Neratovice	CZE	Kawasaki Ninja 400 Genius Racing Team				2	Pirelli
32	93 GAGGI Marco [Gag] 18 25/12/2003 Fano	ITA	Yamaha YZF-R3 Vinales Racing Team				26 8	Pirelli



Prosecco DOC Czech Round, 29-31 July 2022
Results Free Practice 1st Session

No.	Rider	Nat	Team	Bike	Time	Gap	Rel.	Laps	Speed	
									Avg	Max
1	72 V. STEEMAN	NED	MTM Kawasaki	Kawasaki Ninja 400	1'46.335			8	142,598	191,4
2	77 R. BIJMAN	NED	MTM Kawasaki	Kawasaki Ninja 400	1'46.614	0.279	0.279	14	142,225	196,9
3	28 L. LEHMANN	GER	Freudenberg KTM - Paligo Racing	KTM RC 390 R	1'46.675	0.340	0.061	10	142,144	192,7
4	41 M. GARCIA	ESP	Yamaha MS Racing	Yamaha YZF-R3	1'46.775	0.440	0.100	13	142,011	195,1
5	14 A. MILLAN	ESP	SMW Racing	Kawasaki Ninja 400	1'46.797	0.462	0.022	14	141,982	194,8
6	53 P. SVOBODA	CZE	Accolade Smrz Racing	Kawasaki Ninja 400	1'46.970	0.635	0.173	14	141,752	199,8
7	27 A. DIAZ	ESP	Arco Motor University Team	Yamaha YZF-R3	1'47.048	0.713	0.078	12	141,649	195,5
8	85 K. SABATUCCI	ITA	Kawasaki GP Project	Kawasaki Ninja 400	1'47.048	0.713	0.000	14	141,649	199,8
9	88 D. MOGEDA	ESP	Team#109 Kawasaki	Kawasaki Ninja 400	1'47.112	0.777	0.064	16	141,564	195,8
10	61 Y. OKAYA	JPN	MTM Kawasaki	Kawasaki Ninja 400	1'47.232	0.897	0.120	13	141,406	193,7
11	46 S. DI SORA	FRA	Leader Team Flembbo	Kawasaki Ninja 400	1'47.258	0.923	0.026	15	141,371	192,7
12	43 H. KHOURI	AUS	Team#109 Kawasaki	Kawasaki Ninja 400	1'47.292	0.957	0.034	16	141,326	195,5
13	69 T. ALBERTO	PHI	Fusport-RT Motorsports by SKM-Kawasaki	Kawasaki Ninja 400	1'47.300	0.965	0.008	12	141,316	188,4
14	73 J. PEREZ GONZALES	ESP	Accolade Smrz Racing	Kawasaki Ninja 400	1'47.384	1.049	0.084	12	141,205	188,7
15	26 M. GENNAI	ITA	Team BrCorse	Yamaha YZF-R3	1'47.456	1.121	0.072	13	141,111	192,4
16	60 D. GEIGER	GER	Fusport-RT Motorsports by SKM-Kawasaki	Kawasaki Ninja 400	1'47.479	1.144	0.023	15	141,081	190,0
17	58 I. IGLESIAS	ESP	SMW Racing	Kawasaki Ninja 400	1'47.546	1.211	0.067	14	140,993	197,3
18	87 T. KAWAKAMI	BRA	AD78 Team Brasil by MS Racing	Yamaha YZF-R3	1'47.576	1.241	0.030	13	140,953	194,8
19	12 H. MAIER	BRA	AD78 Team Brasil by MS Racing	Yamaha YZF-R3	1'47.675	1.340	0.099	13	140,824	192,0
20	64 H. DE CANCELLIS	FRA	Prodina Racing WorldSSP300	Kawasaki Ninja 400	1'47.710	1.375	0.035	14	140,778	193,4
21	91 M. VANNUCCI	ITA	AG Motorsport Italia Yamaha	Yamaha YZF-R3	1'47.776	1.441	0.066	17	140,692	192,7
22	59 A. ZANCA	ITA	Kawasaki GP Project	Kawasaki Ninja 400	1'47.778	1.443	0.002	14	140,689	196,9
23	35 Y. SAIZ MARQUEZ	ESP	Accolade Smrz Racing	Kawasaki Ninja 400	1'48.039	1.704	0.261	13	140,349	191,7
24	8 B. IERACI	ITA	Prodina Racing WorldSSP300	Kawasaki Ninja 400	1'48.141	1.806	0.102	12	140,217	198,7
25	80 G. MASTROLUCA	ITA	ProGP Racing	Yamaha YZF-R3	1'48.476	2.141	0.335	15	139,784	187,4
26	93 M. GAGGI	ITA	Vinales Racing Team	Yamaha YZF-R3	1'48.479	2.144	0.003	15	139,780	189,4
27	2 I. GARCIA ABELLA	ESP	Yamaha MS Racing	Yamaha YZF-R3	1'48.481	2.146	0.002	13	139,777	195,1
28	92 F. FEIGL	CZE	Genius Racing Team	Kawasaki Ninja 400	1'48.876	2.541	0.395	13	139,270	192,4
29	81 I. PERISTERAS	GRE	ProGP Racing	Yamaha YZF-R3	1'49.156	2.821	0.280	14	138,913	191,0
30	23 S. MARKARIAN	FRA	Leader Team Flembbo	Kawasaki Ninja 400	1'49.407	3.072	0.251	14	138,594	195,1
31	47 F. SEABRIGHT	GBR	Vinales Racing Team	Yamaha YZF-R3	1'49.432	3.097	0.025	15	138,563	189,7
----- Out 105% in this Session -----										
32	18 I. OFFER	GBR	Team BrCorse	Yamaha YZF-R3	1'52.786	6.451	3.354	15	134,442	188,1

Qualifying Lap Time (105% of 1'46.335): 1'51.652

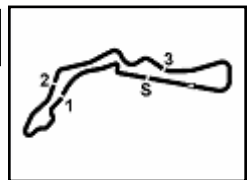
AIR	Humidity:	46%	Temp:	23°C
TRACK	Condition:	Dry	Temp:	29°C

Records	Pole	(SP)	2021 V.Steeman	1'46.871	141,880	Km/h
	Race	(RC1)	2021 A.Huertas	1'46.430	142,470	Km/h
	All Times	(WUP)	2021 A.Huertas	1'46.258	142,700	Km/h

Start 09:45 End 10:17 The results are provisional until the end of the time limit for protests and appeals and the completion of the technical checks.

These data/results cannot be reproduced, stored and/or transmitted in whole or in part by any manner of electronic, mechanical, photocopying, recording, broadcasting or otherwise now known or herein after developed without the previous express consent by the copyright owner, except for reproduction in daily press and regular printed publications on sale to the public within 60 days of the event related to those data/results and always provided that copyright symbol appears together as follows below.

© DORNA WSBK ORGANIZATION Srl 2022



Prosecco DOC Czech Round, 29-31 July 2022
Results Free Practice 1st Session

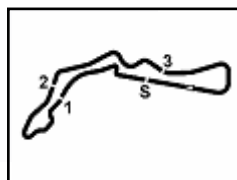
Session Highlights

Local Time	No. Rider	Description
09.45.00		Start
09.47.43	8 B. IERACI	Current Lap Cancelled - Exceeded Track Limits - T1
09.49.57	92 F. FEIGL	BLACK FLAG - Transponder Not Working
09.51.25	23 S. MARKARIAN	Current Lap Cancelled - Exceeded Track Limits - T1
09.51.27	18 I. OFFER	Current Lap Cancelled - Exceeded Track Limits - T1
09.51.30	58 I. IGLESIAS	Current Lap Cancelled - Exceeded Track Limits - T1
09.53.10	46 S. DI SORA	Current Lap Cancelled - Exceeded Track Limits - T1
09.53.18	72 V. STEEMAN	BLACK FLAG - Bodykit Problem
09.54.59	14 A. MILLAN	Current Lap Cancelled - Exceeded Track Limits - T1
09.55.00	92 F. FEIGL	Allowed to continue the practice
09.55.08	27 A. DIAZ	Current Lap Cancelled - Exceeded Track Limits - T1
09.55.08	53 P. SVOBODA	Current Lap Cancelled - Exceeded Track Limits - T1
09.56.27	73 J. PEREZ GONZALES	Current Lap Cancelled - Exceeded Track Limits - T1
09.56.44	69 T. ALBERTO	Current Lap Cancelled - Exceeded Track Limits - T1
09.57.21	18 I. OFFER	Current Lap Cancelled - Exceeded Track Limits - T1
09.57.41	64 H. DE CANCELLIS	Lap Cancelled [1'49.373] - Exceeded Track Limits - Turn 2
09.58.50	53 P. SVOBODA	Current Lap Cancelled - Exceeded Track Limits - T1
09.59.35	58 I. IGLESIAS	Lap Cancelled [1'47.663] - Exceeded Track Limits - Turn 13
10.00.00	72 V. STEEMAN	Allowed to continue the practice
10.00.30	77 R. BIJMAN	Current Lap Cancelled - Exceeded Track Limits - T1
10.00.31	14 A. MILLAN	Current Lap Cancelled - Exceeded Track Limits - T1
10.00.38	81 I. PERISTERAS	Current Lap Cancelled - Exceeded Track Limits - T1
10.01.12	18 I. OFFER	Current Lap Cancelled - Exceeded Track Limits - T1
10.04.15	60 D. GEIGER	Current Lap Cancelled - Exceeded Track Limits - T1
10.05.03	18 I. OFFER	Current Lap Cancelled - Exceeded Track Limits - T1
10.06.50	58 I. IGLESIAS	Current Lap Cancelled - Exceeded Track Limits - T1
10.06.53	72 V. STEEMAN	Current Lap Cancelled - Exceeded Track Limits - T1
10.07.01	18 I. OFFER	Current Lap Cancelled - Exceeded Track Limits - T1
10.07.07	80 G. MASTROLUCA	Current Lap Cancelled - Exceeded Track Limits - T1
10.08.45	26 M. GENNAI	Current Lap Cancelled - Exceeded Track Limits - T1
10.08.46	92 F. FEIGL	Current Lap Cancelled - Exceeded Track Limits - T1
10.09.55	46 S. DI SORA	Current Lap Cancelled - Exceeded Track Limits - T1
10.11.05	43 H. KHOURI	Current Lap Cancelled - Exceeded Track Limits - T1
10.11.05	58 I. IGLESIAS	Lap Cancelled [1'47.150] - Exceeded Track Limits - Turn 21
10.11.07	27 A. DIAZ	Current Lap Cancelled - Exceeded Track Limits - T1
10.11.08	53 P. SVOBODA	Current Lap Cancelled - Exceeded Track Limits - T1
10.12.44	18 I. OFFER	Current Lap Cancelled - Exceeded Track Limits - T1
10.13.38	73 J. PEREZ GONZALES	Current Lap Cancelled - Exceeded Track Limits - T1
10.14.54	81 I. PERISTERAS	Current Lap Cancelled - Exceeded Track Limits - T1
10.17.01		End Of Session

Start 09:45 End 10:17 The results are provisional until the end of the time limit for protests and appeals and the completion of the technical checks.

These data/results cannot be reproduced, stored and/or transmitted in whole or in part by any manner of electronic, mechanical, photocopying, recording, broadcasting or otherwise now known or herein after developed without the previous express consent by the copyright owner, except for reproduction in daily press and regular printed publications on sale to the public within 60 days of the event related to those data/results and always provided that copyright symbol appears together as follows below.

© DORNA WSBK ORGANIZATION Srl 2022



Prosecco DOC Czech Round, 29-31 July 2022
Results Free Practice 1st Session

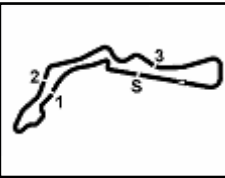
Fastest Laps Sequence

No.	Rider	Nat	Team	Bike	Local Time	Time	Gap	Avg
73	J. PEREZ GONZALES	ESP	Accolade Smrz Racing	Kawasaki Ninja 400	09:48'57.853	1'51.170		136,397
43	H. KHOURI	AUS	Team#109 Kawasaki	Kawasaki Ninja 400	09:49'06.394	1'51.119	-0.051	136,459
14	A. MILLAN	ESP	SMW Racing	Kawasaki Ninja 400	09:49'17.189	1'50.999	-0.120	136,607
85	K. SABATUCCI	ITA	Kawasaki GP Project	Kawasaki Ninja 400	09:49'20.430	1'50.403	-0.596	137,344
77	R. BIJMAN	NED	MTM Kawasaki	Kawasaki Ninja 400	09:49'26.381	1'49.693	-0.710	138,233
73	J. PEREZ GONZALES	ESP	Accolade Smrz Racing	Kawasaki Ninja 400	09:50'47.220	1'49.367	-0.326	138,645
59	A. ZANCA	ITA	Kawasaki GP Project	Kawasaki Ninja 400	09:51'16.520	1'48.833	-0.534	139,325
72	V. STEEMAN	NED	MTM Kawasaki	Kawasaki Ninja 400	09:52'36.840	1'47.633	-1.200	140,879
58	I. IGLESIAS	ESP	SMW Racing	Kawasaki Ninja 400	09:56'44.647	1'47.577	-0.056	140,952
61	Y. OKAYA	JPN	MTM Kawasaki	Kawasaki Ninja 400	09:58'29.195	1'47.232	-0.345	141,406
77	R. BIJMAN	NED	MTM Kawasaki	Kawasaki Ninja 400	09:58'30.774	1'47.049	-0.183	141,647
72	V. STEEMAN	NED	MTM Kawasaki	Kawasaki Ninja 400	10:04'54.712	1'46.808	-0.241	141,967
72	V. STEEMAN	NED	MTM Kawasaki	Kawasaki Ninja 400	10:06'41.047	1'46.335	-0.473	142,598

Start 09:45 End 10:17 The results are provisional until the end of the time limit for protests and appeals and the completion of the technical checks.

These data/results cannot be reproduced, stored and/or transmitted in whole or in part by any manner of electronic, mechanical, photocopying, recording, broadcasting or otherwise now known or herein after developed without the previous express consent by the copyright owner, except for reproduction in daily press and regular printed publications on sale to the public within 60 days of the event related to those data/results and always provided that copyright symbol appears together as follows below.

© DORNA WSBK ORGANIZATION Srl 2022



Autodrom Most 4.212 m

Prosecco DOC Czech Round, 29–31 July 2022
Best Sectors & Speed Free Practice 1st Session

BEST LAP				
1	72	V. STEEMAN	Kawasaki Ninja 400	1'46.335
2	77	R. BIJMAN	Kawasaki Ninja 400	1'46.614
3	28	L. LEHMANN	KTM RC 390 R	1'46.675
4	41	M. GARCIA	Yamaha YZF-R3	1'46.775
5	14	A. MILLAN	Kawasaki Ninja 400	1'46.797
6	53	P. SVOBODA	Kawasaki Ninja 400	1'46.970
7	27	A. DIAZ	Yamaha YZF-R3	1'47.048
8	85	K. SABATUCCI	Kawasaki Ninja 400	1'47.048
9	88	D. MOGEDA	Kawasaki Ninja 400	1'47.112
10	61	Y. OKAYA	Kawasaki Ninja 400	1'47.232
11	46	S. DI SORA	Kawasaki Ninja 400	1'47.258
12	43	H. KHOURI	Kawasaki Ninja 400	1'47.292
13	69	T. ALBERTO	Kawasaki Ninja 400	1'47.300
14	73	J. PEREZ GONZALES	Kawasaki Ninja 400	1'47.384
15	26	M. GENNAI	Yamaha YZF-R3	1'47.456
16	60	D. GEIGER	Kawasaki Ninja 400	1'47.479
17	58	I. IGLESIAS	Kawasaki Ninja 400	1'47.546
18	87	T. KAWAKAMI	Yamaha YZF-R3	1'47.576
19	12	H. MAIER	Yamaha YZF-R3	1'47.675
20	64	H. DE CANCELLIS	Kawasaki Ninja 400	1'47.710
21	91	M. VANNUCCI	Yamaha YZF-R3	1'47.776
22	59	A. ZANCA	Kawasaki Ninja 400	1'47.778
23	35	Y. SAIZ MARQUEZ	Kawasaki Ninja 400	1'48.039
24	8	B. IERACI	Kawasaki Ninja 400	1'48.141
25	80	G. MASTROLUCCA	Yamaha YZF-R3	1'48.476
26	93	M. GAGGI	Yamaha YZF-R3	1'48.479
27	2	I. GARCIA ABELLA	Yamaha YZF-R3	1'48.481
28	92	F. FEIGL	Kawasaki Ninja 400	1'48.876
29	81	I. PERISTERAS	Yamaha YZF-R3	1'49.156
30	23	S. MARKARIAN	Kawasaki Ninja 400	1'49.407
31	47	F. SEABRIGHT	Yamaha YZF-R3	1'49.432
32	18	I. OFFER	Yamaha YZF-R3	1'52.786

SPEED				
1	85	K. SABATUCCI	Kawasaki Ninja 400	199,8
2	53	P. SVOBODA	Kawasaki Ninja 400	199,8
3	8	B. IERACI	Kawasaki Ninja 400	198,7
4	58	I. IGLESIAS	Kawasaki Ninja 400	197,3
5	77	R. BIJMAN	Kawasaki Ninja 400	196,9
6	59	A. ZANCA	Kawasaki Ninja 400	196,9
7	88	D. MOGEDA	Kawasaki Ninja 400	195,8
8	43	H. KHOURI	Kawasaki Ninja 400	195,5
9	27	A. DIAZ	Yamaha YZF-R3	195,5
10	23	S. MARKARIAN	Kawasaki Ninja 400	195,1
11	41	M. GARCIA	Yamaha YZF-R3	195,1
12	2	I. GARCIA ABELLA	Yamaha YZF-R3	195,1
13	87	T. KAWAKAMI	Yamaha YZF-R3	194,8
14	14	A. MILLAN	Kawasaki Ninja 400	194,8
15	61	Y. OKAYA	Kawasaki Ninja 400	193,7
16	64	H. DE CANCELLIS	Kawasaki Ninja 400	193,4
17	91	M. VANNUCCI	Yamaha YZF-R3	192,7
18	46	S. DI SORA	Kawasaki Ninja 400	192,7
19	28	L. LEHMANN	KTM RC 390 R	192,7
20	26	M. GENNAI	Yamaha YZF-R3	192,4
21	92	F. FEIGL	Kawasaki Ninja 400	192,4
22	12	H. MAIER	Yamaha YZF-R3	192,0
23	35	Y. SAIZ MARQUEZ	Kawasaki Ninja 400	191,7
24	72	V. STEEMAN	Kawasaki Ninja 400	191,4
25	81	I. PERISTERAS	Yamaha YZF-R3	191,0
26	60	D. GEIGER	Kawasaki Ninja 400	190,0
27	47	F. SEABRIGHT	Yamaha YZF-R3	189,7
28	93	M. GAGGI	Yamaha YZF-R3	189,4
29	73	J. PEREZ GONZALES	Kawasaki Ninja 400	188,7
30	69	T. ALBERTO	Kawasaki Ninja 400	188,4
31	18	I. OFFER	Yamaha YZF-R3	188,1
32	80	G. MASTROLUCCA	Yamaha YZF-R3	187,4

SEG. 1			
1	77	R. BIJMAN	27.292
2	85	K. SABATUCCI	27.348
3	72	V. STEEMAN	27.374
4	27	A. DIAZ	27.446
5	46	S. DI SORA	27.532
6	58	I. IGLESIAS	27.536
7	88	D. MOGEDA	27.557
8	28	L. LEHMANN	27.596
9	53	P. SVOBODA	27.607
10	43	H. KHOURI	27.618
11	41	M. GARCIA	27.619
12	60	D. GEIGER	27.638
13	61	Y. OKAYA	27.639
14	69	T. ALBERTO	27.647
15	26	M. GENNAI	27.665
16	14	A. MILLAN	27.673
17	64	H. DE CANCELLIS	27.719
18	8	B. IERACI	27.723
19	59	A. ZANCA	27.731
20	91	M. VANNUCCI	27.789
21	35	Y. SAIZ MARQUEZ	27.809
22	73	J. PEREZ GONZALES	27.818
23	92	F. FEIGL	27.837
24	12	H. MAIER	27.912
25	2	I. GARCIA ABELLA	27.949
26	87	T. KAWAKAMI	27.962
27	23	S. MARKARIAN	27.976
28	80	G. MASTROLUCCA	27.982
29	81	I. PERISTERAS	28.086
30	47	F. SEABRIGHT	28.104
31	93	M. GAGGI	28.108
32	18	I. OFFER	28.626

SEG. 2			
1	73	J. PEREZ GONZALES	25.979
2	41	M. GARCIA	25.986
3	28	L. LEHMANN	25.996
4	72	V. STEEMAN	26.005
5	27	A. DIAZ	26.023
6	77	R. BIJMAN	26.046
7	58	I. IGLESIAS	26.087
8	14	A. MILLAN	26.104
9	85	K. SABATUCCI	26.112
10	61	Y. OKAYA	26.142
11	53	P. SVOBODA	26.164
12	87	T. KAWAKAMI	26.176
13	69	T. ALBERTO	26.228
14	46	S. DI SORA	26.228
15	43	H. KHOURI	26.243
16	60	D. GEIGER	26.256
17	64	H. DE CANCELLIS	26.266
18	12	H. MAIER	26.282
19	8	B. IERACI	26.296
20	88	D. MOGEDA	26.323
21	35	Y. SAIZ MARQUEZ	26.332
22	2	I. GARCIA ABELLA	26.336
23	59	A. ZANCA	26.358
24	91	M. VANNUCCI	26.391
25	26	M. GENNAI	26.393
26	80	G. MASTROLUCCA	26.399
27	93	M. GAGGI	26.477
28	81	I. PERISTERAS	26.551
29	92	F. FEIGL	26.602
30	47	F. SEABRIGHT	26.653
31	23	S. MARKARIAN	26.852
32	18	I. OFFER	27.449

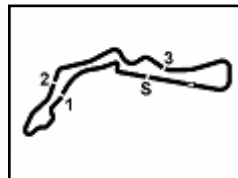
SEG. 3			
1	72	V. STEEMAN	26.103
2	28	L. LEHMANN	26.126
3	77	R. BIJMAN	26.264
4	43	H. KHOURI	26.276
5	41	M. GARCIA	26.276
6	61	Y. OKAYA	26.315
7	53	P. SVOBODA	26.377
8	14	A. MILLAN	26.409
9	88	D. MOGEDA	26.418
10	26	M. GENNAI	26.419
11	87	T. KAWAKAMI	26.420
12	12	H. MAIER	26.421
13	27	A. DIAZ	26.436
14	73	J. PEREZ GONZALES	26.467
15	58	I. IGLESIAS	26.475
16	46	S. DI SORA	26.495
17	60	D. GEIGER	26.511
18	69	T. ALBERTO	26.512
19	80	G. MASTROLUCCA	26.520
20	35	Y. SAIZ MARQUEZ	26.524
21	91	M. VANNUCCI	26.526
22	59	A. ZANCA	26.529
23	85	K. SABATUCCI	26.533
24	93	M. GAGGI	26.612
25	92	F. FEIGL	26.740
26	64	H. DE CANCELLIS	26.750
27	47	F. SEABRIGHT	26.802
28	2	I. GARCIA ABELLA	26.853
29	81	I. PERISTERAS	26.934
30	8	B. IERACI	26.961
31	23	S. MARKARIAN	27.061
32	18	I. OFFER	27.760

SEG. 4			
1	14	A. MILLAN	26.611
2	53	P. SVOBODA	26.652
3	72	V. STEEMAN	26.716
4	28	L. LEHMANN	26.723
5	77	R. BIJMAN	26.790
6	88	D. MOGEDA	26.790
7	41	M. GARCIA	26.792
8	59	A. ZANCA	26.793
9	46	S. DI SORA	26.801
10	26	M. GENNAI	26.824
11	91	M. VANNUCCI	26.844
12	12	H. MAIER	26.852
13	85	K. SABATUCCI	26.891
14	43	H. KHOURI	26.891
15	69	T. ALBERTO	26.912
16	27	A. DIAZ	26.946
17	61	Y. OKAYA	26.952
18	2	I. GARCIA ABELLA	26.974
19	64	H. DE CANCELLIS	26.975
20	58	I. IGLESIAS	26.996
21	60	D. GEIGER	27.007
22	87	T. KAWAKAMI	27.018
23	73	J. PEREZ GONZALES	27.047
24	8	B. IERACI	27.098
25	23	S. MARKARIAN	27.120
26	92	F. FEIGL	27.145
27	35	Y. SAIZ MARQUEZ	27.173
28	93	M. GAGGI	27.186
29	80	G. MASTROLUCCA	27.263
30	47	F. SEABRIGHT	27.318
31	81	I. PERISTERAS	27.582
32	18	I. OFFER	28.288

29/07/2022

These data/results cannot be reproduced, stored and/or transmitted in whole or in part by any manner of electronic, mechanical, photocopying, recording, broadcasting or otherwise now known or herein after developed without the previous express consent by the copyright owner, except for reproduction in daily press and regular printed publications on sale to the public within 60 days of the event related to those data/results and always provided that copyright symbol appears together as follows below.

© DORNA WSBK ORGANIZATION Srl 2022



Prosecco DOC Czech Round, 29-31 July 2022
Ideal Times Free Practice 1st Session

Autodrom Most 4.212 m

No. Rider	Nat	Bike	Seg. 1 Diff. 1	Seg. 2 Diff. 2	Seg. 3 Diff. 3	Seg. 4 Diff. 4	Ideal Time Best Lap	Pos.	Diff.
1 72 V. STEEMAN	NED	Kawasaki Ninja 400	27.374	26.005	26.103	26.716 +0.137	1'46.198 1'46.335	1	0.137
2 77 R. BIJMAN	NED	Kawasaki Ninja 400	27.292 +0.222	26.046	26.264	26.790	1'46.392 1'46.614	2	0.222
3 28 L. LEHMANN	GER	KTM RC 390 R	27.596	25.996	26.126	26.723 +0.234	1'46.441 1'46.675	3	0.234
4 41 M. GARCIA	ESP	Yamaha YZF-R3	27.619 +0.102	25.986	26.276	26.792	1'46.673 1'46.775	4	0.102
5 14 A. MILLAN	ESP	Kawasaki Ninja 400	27.673	26.104	26.409	26.611	1'46.797 1'46.797	5	
6 53 P. SVOBODA	CZE	Kawasaki Ninja 400	27.607	26.164	26.377	26.652 +0.170	1'46.800 1'46.970	6	0.170
7 27 A. DIAZ	ESP	Yamaha YZF-R3	27.446	26.023 +0.197	26.436	26.946	1'46.851 1'47.048	7	0.197
8 85 K. SABATUCCI	ITA	Kawasaki Ninja 400	27.348	26.112 +0.024	26.533	26.891 +0.140	1'46.884 1'47.048	8	0.164
9 43 H. KHOURI	AUS	Kawasaki Ninja 400	27.618 +0.264	26.243	26.276	26.891	1'47.028 1'47.292	12	0.264
10 61 Y. OKAYA	JPN	Kawasaki Ninja 400	27.639	26.142 +0.083	26.315 +0.101	26.952	1'47.048 1'47.232	10	0.184
11 46 S. DI SORA	FRA	Kawasaki Ninja 400	27.532 +0.011	26.228	26.495 +0.087	26.801 +0.104	1'47.056 1'47.258	11	0.202
12 88 D. MOGEDA	ESP	Kawasaki Ninja 400	27.557	26.323 +0.024	26.418	26.790	1'47.088 1'47.112	9	0.024
13 58 I. IGLESIAS	ESP	Kawasaki Ninja 400	27.536 +0.095	26.087 +0.069	26.475 +0.269	26.996 +0.019	1'47.094 1'47.546	17	0.452
14 69 T. ALBERTO	PHI	Kawasaki Ninja 400	27.647	26.228 +0.001	26.512	26.912	1'47.299 1'47.300	13	0.001
15 26 M. GENNAI	ITA	Yamaha YZF-R3	27.665 +0.155	26.393	26.419	26.824	1'47.301 1'47.456	15	0.155
16 73 J. PEREZ GONZALES	ESP	Kawasaki Ninja 400	27.818 +0.073	25.979	26.467	27.047	1'47.311 1'47.384	14	0.073
17 59 A. ZANCA	ITA	Kawasaki Ninja 400	27.731	26.358	26.529 +0.168	26.793 +0.199	1'47.411 1'47.778	22	0.367
18 60 D. GEIGER	GER	Kawasaki Ninja 400	27.638	26.256 +0.009	26.511 +0.058	27.007	1'47.412 1'47.479	16	0.067
19 12 H. MAIER	BRA	Yamaha YZF-R3	27.912 +0.100	26.282 +0.077	26.421 +0.031	26.852	1'47.467 1'47.675	19	0.208
20 91 M. VANNUCCI	ITA	Yamaha YZF-R3	27.789	26.391	26.526	26.844 +0.226	1'47.550 1'47.776	21	0.226
21 87 T. KAWAKAMI	BRA	Yamaha YZF-R3	27.962	26.176	26.420	27.018	1'47.576 1'47.576	18	
22 64 H. DE CANCELLIS	FRA	Kawasaki Ninja 400	27.719	26.266	26.750	26.975	1'47.710 1'47.710	20	
23 35 Y. SAIZ MARQUEZ	ESP	Kawasaki Ninja 400	27.809 +0.105	26.332	26.524	27.173 +0.096	1'47.838 1'48.039	23	0.201
24 8 B. IERACI	ITA	Kawasaki Ninja 400	27.723	26.296	26.961	27.098 +0.063	1'48.078 1'48.141	24	0.063
25 2 I. GARCIA ABELLA	ESP	Yamaha YZF-R3	27.949 +0.059	26.336 +0.310	26.853	26.974	1'48.112 1'48.481	27	0.369
26 80 G. MASTROLUCA	ITA	Yamaha YZF-R3	27.982 +0.192	26.399	26.520	27.263 +0.120	1'48.164 1'48.476	25	0.312
27 92 F. FEIGL	CZE	Kawasaki Ninja 400	27.837 +0.226	26.602 +0.149	26.740 +0.080	27.145 +0.097	1'48.324 1'48.876	28	0.552
28 93 M. GAGGI	ITA	Yamaha YZF-R3	28.108 +0.096	26.477	26.612	27.186	1'48.383 1'48.479	26	0.096
29 47 F. SEABRIGHT	GBR	Yamaha YZF-R3	28.104 +0.179	26.653 +0.158	26.802	27.318 +0.218	1'48.877 1'49.432	31	0.555
30 23 S. MARKARIAN	FRA	Kawasaki Ninja 400	27.976	26.852	27.061	27.120 +0.398	1'49.009 1'49.407	30	0.398
31 81 I. PERISTERAS	GRE	Yamaha YZF-R3	28.086	26.551	26.934	27.582 +0.003	1'49.153 1'49.156	29	0.003
32 18 I. OFFER	GBR	Yamaha YZF-R3	28.626 +0.239	27.449	27.760 +0.337	28.288 +0.087	1'52.123 1'52.786	32	0.663
Overall Ideal Time			27.292	25.979	26.103	26.611	1'45.985		

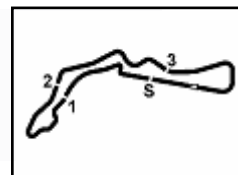
29/07/2022

These data/results cannot be reproduced, stored and/or transmitted in whole or in part by any manner of electronic, mechanical, photocopying, recording, broadcasting or otherwise now known or herein after developed without the previous express consent by the copyright owner, except for reproduction in daily press and regular printed publications on sale to the public within 60 days of the event related to those data/results and always provided that copyright symbol appears together as follows below.

© DORNA WSBK ORGANIZATION Srl 2022

FIGR PERUGIA TIMING





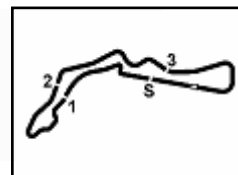
Prosecco DOC Czech Round, 29-31 July 2022
Chronological Analysis Free Practice 1st Session

1° 72 V. STEEMAN [1'46.335]								5° 14 A. MILLAN [1'46.797]							
Lap	Seg1	Seg2	Seg3	Seg4	Lap Time	km/h	Local Time	Lap	Seg1	Seg2	Seg3	Seg4	Lap Time	km/h	Local Time
1							9:46'49.137	1							9:45'13.862
2	47.213	28.093	27.727	27.509	2'10.542P		9:48'59.679	2	44.814	29.037	30.085	28.392	2'12.328P		9:47'26.190
3	27.712	26.763	27.673	27.380	1'49.528	189,0	9:50'49.207	3	28.784	27.084	27.631	27.500	1'50.999	185,8	9:49'17.189
4	27.754	26.203	26.708	26.968	1'47.633	191,4	9:52'36.840	4	28.174	26.703	27.330	27.198	1'49.405	192,0	9:51'06.594
5	27.864	26.175	26.830	43.721	2'04.590P	185,5	9:54'41.430	5	28.093	26.870	27.060	27.103	1'49.126	186,1	9:52'55.720
6	7'04.237	27.128	27.731	27.378	8'26.474P		10:03'07.904	6	28.241	26.830	27.070	27.259	1'49.400	185,2	9:54'45.120
7	27.704	26.090	26.298	26.716	1'46.808	187,7	10:04'54.712	7	34.154	26.766	27.127	27.338	1'55.385C	186,5	9:56'40.505
8	27.374	26.005	26.103	26.853	1'46.335	190,4	10:06'41.047	8	28.051	26.406	26.955	27.275	1'48.687	184,6	9:58'29.192
9	45.253	29.673	33.520	41.362	2'29.808CP	187,1	10:09'10.855	9	28.076	26.456	26.917	27.329	1'48.778	184,3	10:00'17.970
								10	30.828	29.123	27.299	42.335	2'09.585CP	180,0	10:02'27.555
								11	4'46.993	27.518	27.401	27.317	6'09.229P		10:08'36.784
								12	27.822	26.514	26.746	27.164	1'48.246	194,8	10:10'25.030
								13	28.134	30.666	28.032	29.766	1'56.598	189,7	10:12'21.628
								14	27.723	26.281	26.855	27.415	1'48.274	194,8	10:14'09.902
								15	27.673	26.104	26.409	26.611	1'46.797	187,7	10:15'56.699
2° 77 R. BIJMAN [1'46.614]								6° 53 P. SVOBODA [1'46.970]							
Lap	Seg1	Seg2	Seg3	Seg4	Lap Time	km/h	Local Time	Lap	Seg1	Seg2	Seg3	Seg4	Lap Time	km/h	Local Time
1							9:45'23.129	1							9:45'25.422
2	46.009	28.440	29.761	29.349	2'13.559P		9:47'36.688	2	46.195	29.381	29.118	27.960	2'12.654P		9:47'38.076
3	28.261	27.000	27.260	27.172	1'49.693	186,8	9:49'26.381	3	28.458	27.002	28.165	27.618	1'51.243	191,4	9:49'29.319
4	27.951	27.892	27.675	27.495	1'51.013	191,0	9:51'17.394	4	28.318	26.731	27.212	26.995	1'49.256	193,1	9:51'18.575
5	27.688	26.778	27.140	27.297	1'48.903	190,7	9:53'06.297	5	27.891	26.607	26.694	26.652	1'47.844	199,8	9:53'06.419
6	27.814	26.523	27.135	27.214	1'48.686	196,9	9:54'54.983	6	27.870	26.663	27.332	27.479	1'49.344	199,4	9:54'55.763
7	27.931	26.722	27.009	27.080	1'48.742	193,1	9:56'43.725	7	33.307	27.011	27.130	27.132	1'54.580C	187,4	9:56'50.343
8	27.483	26.234	26.484	26.848	1'47.049	191,7	9:58'30.774	8	27.728	26.240	26.587	26.973	1'47.528	190,0	9:58'37.871
9	27.295	26.310	26.612	26.952	1'47.169	193,1	10:00'17.943	9	31.783	27.633	27.543	40.682	2'07.641CP	191,4	10:00'45.512
10	30.684	28.825	27.299	41.944	2'08.752CP	185,5	10:02'26.695	10	5'12.955	27.266	26.997	27.098	6'34.316P		10:07'19.828
11	4'48.185	27.852	27.478	27.519	6'11.034P		10:08'37.729	11	27.803	26.384	26.755	27.066	1'48.008	188,1	10:09'07.836
12	27.574	26.243	26.840	27.860	1'48.517	190,0	10:10'26.246	12	27.607	26.164	26.377	26.822	1'46.970	190,4	10:10'54.806
13	27.292	29.802	28.213	29.381	1'54.688	196,5	10:12'20.934	13	32.839	26.853	26.913	26.901	1'53.506C	189,4	10:12'48.312
14	27.556	26.119	27.310	27.966	1'48.951	190,4	10:14'09.885	14	27.683	26.185	26.387	26.763	1'47.018	188,7	10:14'35.330
15	27.514	26.046	26.264	26.790	1'46.614	187,7	10:15'56.499	15	27.748	26.289	26.858	27.386	1'48.281	190,0	10:16'23.611
3° 28 L. LEHMANN [1'46.675]								7° 27 A. DIAZ [1'47.048]							
Lap	Seg1	Seg2	Seg3	Seg4	Lap Time	km/h	Local Time	Lap	Seg1	Seg2	Seg3	Seg4	Lap Time	km/h	Local Time
1		29.208	28.744	27.482			9:47'40.075	1		27.791	28.649	28.224			9:47'38.523
2	28.163	26.820	27.270	41.550	2'03.803P	192,7	9:49'43.878	2	28.401	27.332	27.841	27.307	1'50.881	195,1	9:49'29.404
3	9'36.728	26.988	27.322	27.347	10'58.385P		10:00'42.263	3	27.888	26.881	27.046	27.076	1'48.891	194,8	9:51'18.295
4	28.431	26.432	27.127	27.160	1'49.150	185,8	10:02'31.413	4	27.719	26.271	26.911	26.947	1'47.848	194,1	9:53'06.143
5	27.961	26.438	26.895	26.964	1'48.258	187,4	10:04'19.671	5	27.783	26.595	27.370	27.343	1'49.091	195,5	9:54'55.234
6	27.938	26.205	26.766	27.038	1'47.947	186,1	10:06'07.618	6	33.335	26.909	28.133	40.937	2'09.314CP	193,7	9:57'04.548
7	27.913	26.246	26.487	27.027	1'47.673	187,1	10:07'55.291	7	6'54.183	27.535	27.590	27.488	8'16.796P		10:05'21.344
8	28.240	29.442	26.670	27.108	1'51.460	186,5	10:09'46.751	8	27.870	28.591	28.529	27.756	1'52.746	188,1	10:07'14.090
9	27.856	26.261	26.274	26.886	1'47.277	186,8	10:11'34.028	9	29.699	27.107	28.230	27.950	1'52.986	186,1	10:09'07.076
10	27.871	26.415	26.379	26.723	1'47.388	188,1	10:13'21.416	10	27.614	26.023	26.921	27.086	1'47.644	190,4	10:10'54.720
11	27.596	25.996	26.126	26.957	1'46.675	189,4	10:15'08.091	11	32.426	26.915	26.576	27.251	1'53.168C	190,0	10:12'47.888
4° 41 M. GARCIA [1'46.775]								8° 85 K. SABATUCCI [1'47.048]							
Lap	Seg1	Seg2	Seg3	Seg4	Lap Time	km/h	Local Time	Lap	Seg1	Seg2	Seg3	Seg4	Lap Time	km/h	Local Time
1		29.166	29.801	28.650			9:47'04.893	1							9:45'13.459
2	29.041	27.521	28.495	28.062	1'53.119	185,5	9:48'58.012	2	44.293	29.158	32.963	30.154	2'16.568P		9:47'30.027
3	28.460	26.692	27.257	27.381	1'49.790	189,7	9:50'47.802	3	28.338	26.963	27.504	27.598	1'50.403	196,2	9:49'20.430
4	28.291	26.724	27.702	27.179	1'49.896	190,4	9:52'37.698	4	28.292	26.730	27.119	27.569	1'49.710	186,8	9:51'10.140
5	28.216	26.299	26.846	27.390	1'48.751	190,0	9:54'26.449	5	27.907	26.601	27.094	27.200	1'48.802	189,7	9:52'58.942
6	28.225	26.623	27.605	27.516	1'49.969	185,5	9:56'16.418	6	28.386	26.648	26.969	27.474	1'49.477	190,4	9:54'48.419
7	28.034	28.223	28.237	43.731	2'08.225P	188,7	9:58'24.643	7	27.871	26.750	27.025	27.190	1'48.836	190,4	9:56'37.255
8	5'26.369	29.026	27.499	46.996	7'09.890P		10:05'34.533	8	29.460	28.265	27.728	27.965	1'53.418	187,1	9:58'30.673
9	46.889	29.138	26.997	28.163	2'11.187P		10:07'45.720								
10	28.022	26.327	26.678	27.196	1'48.223	188,4	10:09'33.943								
11	27.916	26.344	26.461	27.101	1'47.822	189,0	10:11'21.765								
12	27.865	26.150	26.323	26.875	1'47.213	188,7	10:13'08.978								
13	27.721	25.986	26.276	26.792	1'46.775	190,7	10:14'55.753								
14	27.619	26.255	27.081	27.480	1'48.435	195,1	10:16'44.188								

29/07/2022 P = Pits In/Out - C = Lap Time Cancelled

These data/results cannot be reproduced, stored and/or transmitted in whole or in part by any manner of electronic, mechanical, photocopying, recording, broadcasting or otherwise now known or herein after developed without the previous express consent by the copyright owner, except for reproduction in daily press and regular printed publications on sale to the public within 60 days of the event related to those data/results and always provided that copyright symbol appears together as follows below.

© DORNA WSBK ORGANIZATION Srl 2022



Prosecco DOC Czech Round, 29-31 July 2022
Chronological Analysis Free Practice 1st Session

9	27.702	26.575	26.730	26.891	1'47.898	189,7	10:00'18.571
10	28.188	26.934	27.223	44.105	2'06.450P	192,0	10:02'25.021
11	4'52.172	26.698	26.978	27.316	6'13.164P		10:08'38.185
12	27.814	26.261	26.601	26.914	1'47.590	199,8	10:10'25.775
13	27.685	29.595	28.092	29.758	1'55.130	194,4	10:12'20.905
14	27.846	26.112	27.121	28.935	1'50.014	188,1	10:14'10.919
15	27.348	26.136	26.533	27.031	1'47.048	197,3	10:15'57.967

12° 43 H. KHOURI [1'47.292]							
Lap	Seg1	Seg2	Seg3	Seg4	Lap Time	km/h	Local Time
1							9:44'57.219
2	53.009	28.451	28.617	27.979	2'18.056P		9:47'15.275
3	28.791	27.126	27.415	27.787	1'51.119	186,5	9:49'06.394
4	28.272	26.835	27.011	27.509	1'49.627	186,1	9:50'56.021
5	28.032	26.460	26.772	27.002	1'48.266	189,7	9:52'44.287
6	27.776	26.773	26.863	27.337	1'48.749	195,5	9:54'33.036
7	28.111	26.690	26.968	27.215	1'48.984	189,7	9:56'22.020
8	28.757	26.419	27.526	27.239	1'49.941	186,8	9:58'11.961
9	28.233	26.621	26.953	27.409	1'49.216	188,1	10:00'01.177
10	28.026	26.445	27.051	27.348	1'48.870	189,7	10:01'50.047
11	28.589	26.728	26.997	27.468	1'49.782	187,4	10:03'39.829
12	27.884	26.352	26.304	27.000	1'47.540	188,4	10:05'27.369
13	28.062	26.374	26.313	26.948	1'47.697	189,4	10:07'15.066
14	28.158	26.942	27.202	40.941	2'03.243P	191,7	10:09'18.309
15	2'08.207	27.304	27.106	27.370	3'29.987CP		10:12'48.296
16	27.882	26.243	26.276	26.891	1'47.292	187,1	10:14'35.588
17	27.618	26.482	26.340	27.054	1'47.494	192,7	10:16'23.082

9° 88 D. MOGEDA [1'47.112]							
Lap	Seg1	Seg2	Seg3	Seg4	Lap Time	km/h	Local Time
1							9:44'57.243
2	51.124	30.227	28.750	27.821	2'17.922P		9:47'15.345
3	28.798	27.123	27.544	27.802	1'51.267	186,1	9:49'06.612
4	28.127	26.837	27.055	27.366	1'49.385	190,7	9:50'55.997
5	27.894	26.438	26.794	27.055	1'48.181	191,4	9:52'44.178
6	28.010	26.726	26.946	27.152	1'48.834	193,7	9:54'33.012
7	28.230	26.676	27.331	26.986	1'49.223	189,4	9:56'22.235
8	29.337	26.562	27.101	27.018	1'50.018	191,7	9:58'12.253
9	27.933	26.719	27.153	27.195	1'49.000	192,7	10:00'01.253
10	28.003	26.499	27.087	27.856	1'49.445	189,0	10:01'50.698
11	27.918	26.498	26.755	27.126	1'48.297	191,0	10:03'38.995
12	27.927	26.471	26.785	27.128	1'48.311	189,7	10:05'27.306
13	28.229	26.380	26.577	26.878	1'48.064	191,0	10:07'15.370
14	27.960	28.074	27.346	44.006	2'07.386P	194,1	10:09'22.756
15	2'02.813	29.071	26.925	27.018	3'25.827P		10:12'48.583
16	27.822	26.323	26.421	26.930	1'47.496	194,8	10:14'36.079
17	27.557	26.347	26.418	26.790	1'47.112	195,8	10:16'23.191

13° 69 T. ALBERTO [1'47.300]							
Lap	Seg1	Seg2	Seg3	Seg4	Lap Time	km/h	Local Time
1							9:45'15.852
2	44.014	28.579	28.713	28.133	2'09.439P		9:47'25.291
3	28.383	27.383	27.630	27.757	1'51.153	186,8	9:49'16.444
4	28.191	27.022	27.512	27.434	1'50.159	187,1	9:51'06.603
5	27.912	26.705	27.193	27.300	1'49.110	187,4	9:52'55.713
6	28.017	26.680	26.892	27.176	1'48.765	186,5	9:54'44.478
7	27.733	26.228	26.668	27.041	1'47.670	187,7	9:56'32.148
8	30.626	27.454	27.837	43.403	2'09.320CP	188,4	9:58'41.468
9	8'28.643	27.133	27.339	27.478	9'50.593P		10:08'32.061
10	27.812	26.435	26.840	27.180	1'48.267	185,8	10:10'20.328
11	27.809	26.304	26.744	27.191	1'48.048	187,7	10:12'08.376
12	27.675	26.378	26.606	26.965	1'47.624	187,4	10:13'56.000
13	27.647	26.229	26.512	26.912	1'47.300	188,1	10:15'43.300

10° 61 Y. OKAYA [1'47.232]							
Lap	Seg1	Seg2	Seg3	Seg4	Lap Time	km/h	Local Time
1							9:45'21.906
2	48.932	29.304	29.913	28.186	2'16.335P		9:47'38.241
3	28.633	26.986	27.706	27.293	1'50.618	190,0	9:49'28.859
4	28.162	26.747	27.209	26.977	1'49.095	193,7	9:51'17.954
5	27.831	26.316	26.753	27.042	1'47.942	190,4	9:53'05.896
6	27.694	26.557	26.780	27.163	1'48.194	190,4	9:54'54.090
7	27.727	26.364	26.611	27.171	1'47.873	193,7	9:56'41.963
8	27.639	26.225	26.416	26.952	1'47.232	188,7	9:58'29.195
9	27.927	28.032	27.714	47.244	2'10.917P	186,1	10:00'40.112
10	6'30.057	29.484	28.872	27.253	7'55.666P		10:08'35.778
11	27.780	26.248	26.535	27.015	1'47.578	186,8	10:10'23.356
12	27.766	26.142	26.315	27.683	1'47.906	187,4	10:12'11.262
13	27.966	26.335	26.452	27.109	1'47.862	183,0	10:13'59.124
14	27.644	26.367	26.324	26.971	1'47.306	187,4	10:15'46.430

14° 73 J. PEREZ GONZALES [1'47.384]							
Lap	Seg1	Seg2	Seg3	Seg4	Lap Time	km/h	Local Time
1		28.504	28.692	28.028			9:47'06.683
2	28.287	27.153	27.846	27.884	1'51.170	187,4	9:48'57.853
3	28.046	26.705	26.980	27.636	1'49.367	185,2	9:50'47.220
4	28.792	26.736	29.084	27.221	1'51.833	183,0	9:52'39.053
5	27.824	26.301	26.549	27.216	1'47.890	188,7	9:54'26.943
6	27.829	26.528	26.924	27.300	1'48.581	185,5	9:56'15.524
7	46.499	27.819	28.575	50.863	2'33.756CP	183,9	9:58'49.280
8	4'16.980	27.092	27.117	27.470	5'38.659P		10:04'27.939
9	28.008	26.440	26.603	27.246	1'48.297	184,3	10:06'16.236
10	27.881	26.192	26.487	27.096	1'47.656	185,2	10:08'03.892
11	27.891	25.979	26.467	27.047	1'47.384	184,9	10:09'51.276
12	27.818	26.011	26.525	27.089	1'47.443	184,9	10:11'38.719
13	27.858	26.069	26.474	27.048	1'47.449	185,5	10:13'26.168

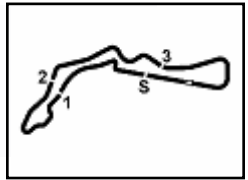
11° 46 S. DI SORA [1'47.258]							
Lap	Seg1	Seg2	Seg3	Seg4	Lap Time	km/h	Local Time
1							9:45'12.883
2	44.634	29.141	30.163	28.540	2'12.478P		9:47'25.361
3	28.794	27.187	27.985	27.733	1'51.699	185,5	9:49'17.060
4	28.027	26.715	27.744	27.244	1'49.730	190,4	9:51'06.790
5	28.167	28.203	27.688	27.402	1'51.460	189,0	9:52'58.250
6	28.749	26.531	27.162	27.144	1'49.586C	190,4	9:54'47.836
7	28.357	26.700	27.322	42.519	2'04.898P	190,0	9:56'52.734
8	2'29.464	26.518	27.227	27.241	3'50.450P		10:00'43.184
9	27.821	26.438	27.030	27.063	1'48.352	189,4	10:02'31.536
10	27.697	26.479	26.878	27.105	1'48.159	192,7	10:04'19.695
11	28.832	26.322	26.611	27.507	1'49.272	186,1	10:06'08.967
12	27.543	26.228	26.582	26.905	1'47.258	190,7	10:07'56.225
13	27.532	26.373	26.495	27.033	1'47.433	190,0	10:09'43.658
14	28.817	26.603	26.704	27.103	1'49.227C	187,7	10:11'32.885
15	27.797	26.558	26.659	26.932	1'47.946	188,1	10:13'20.831
16	27.574	26.266	26.632	26.801	1'47.273	188,7	10:15'08.104

15° 26 M. GENNAI [1'47.456]							
Lap	Seg1	Seg2	Seg3	Seg4	Lap Time	km/h	Local Time
1							9:45'25.325
2	45.795	29.083	28.851	27.917	2'11.646P		9:47'36.971
3	28.358	27.082	27.206	27.365	1'50.011	191,0	9:49'26.982
4	28.132	26.940	27.205	27.325	1'49.602	192,4	9:51'16.584
5	28.252	26.834	26.902	27.282	1'49.270	191,7	9:53'05.854
6	27.990	26.530	26.645	26.952	1'48.117	188,1	9:54'53.971
7	27.953	26.965	26.842	26.985	1'48.745	189,0	9:56'42.716

29/07/2022 P = Pits In/Out - C = Lap Time Cancelled

These data/results cannot be reproduced, stored and/or transmitted in whole or in part by any manner of electronic, mechanical, photocopying, recording, broadcasting or otherwise now known or herein after developed without the previous express consent by the copyright owner, except for reproduction in daily press and regular printed publications on sale to the public within 60 days of the event related to those data/results and always provided that copyright symbol appears together as follows below.

© DORNA WSBK ORGANIZATION Srl 2022



Prosecco DOC Czech Round, 29–31 July 2022
Chronological Analysis Free Practice 1st Session

8	27.820	26.393	26.419	26.824	1'47.456	190,4	9:58'30.172
9	27.665	26.415	27.115	26.159	2'07.354P	189,4	10:00'37.526
10	4'44.585	27.049	26.858	27.436	6'05.928P		10:06'43.454
11	28.122	27.161	26.639	27.053	1'48.975	186,1	10:08'32.429
12	34.149	27.097	26.571	26.866	1'54.683C	188,1	10:10'27.112
13	27.670	26.546	26.981	27.150	1'48.347	192,0	10:12'15.459
14	28.241	26.500	28.316	47.270	2'10.327P	186,5	10:14'25.786

19° 12 H. MAIER [1'47.675]							
Lap	Seg1	Seg2	Seg3	Seg4	Lap Time	km/h	Local Time
1			29.181	28.760	28.488		9:47'05.682
2	29.454	27.779	27.563	27.899	1'52.695	184,9	9:48'58.377
3	28.705	26.982	27.039	27.618	1'50.344	188,7	9:50'48.721
4	28.357	26.680	26.934	27.128	1'49.099	186,8	9:52'37.820
5	28.443	26.632	26.601	27.472	1'49.148	192,0	9:54'26.968
6	28.400	26.824	26.862	27.663	1'49.749	184,3	9:56'16.717
7	28.208	27.871	27.551	42.561	2'06.191P	189,7	9:58'22.908
8	5'28.387	28.324	27.107	28.093	6'51.911P		10:05'14.819
9	28.288	26.645	26.613	27.416	1'48.962	186,1	10:07'03.781
10	28.670	26.917	30.799	27.665	1'54.051	187,7	10:08'57.832
11	28.923	31.068	30.750	27.257	1'57.998	190,7	10:10'55.830
12	28.012	26.359	26.452	26.852	1'47.675	190,0	10:12'43.505
13	28.475	26.746	26.806	27.450	1'49.477	191,0	10:14'32.982
14	27.912	26.282	26.421	27.385	1'48.000	191,4	10:16'20.982

16° 60 D. GEIGER [1'47.479]							
Lap	Seg1	Seg2	Seg3	Seg4	Lap Time	km/h	Local Time
1							9:45'37.968
2	44.444	29.125	28.818	28.082	2'10.469P		9:47'48.437
3	28.473	27.099	27.736	27.711	1'51.019	188,4	9:49'39.456
4	28.055	26.721	27.249	27.527	1'49.552	189,0	9:51'29.008
5	28.265	26.556	26.909	27.315	1'49.045	187,7	9:53'18.053
6	27.867	26.532	26.951	27.197	1'48.547	190,0	9:55'06.600
7	27.895	26.537	26.866	27.153	1'48.451	188,7	9:56'55.051
8	27.941	26.447	26.856	27.084	1'48.328	188,4	9:58'43.379
9	28.515	27.978	27.445	43.970	2'07.908P	189,0	10:00'51.287
10	3'41.554	28.082	27.360	27.517	5'04.513CP		10:05'55.800
11	27.942	26.396	26.862	27.303	1'48.503	187,1	10:07'44.303
12	27.797	26.382	26.666	27.075	1'47.920	186,5	10:09'32.223
13	27.759	26.256	26.666	27.221	1'47.902	188,1	10:11'20.125
14	27.767	26.329	26.639	27.204	1'47.939	187,7	10:13'08.064
15	27.638	26.265	26.569	27.007	1'47.479	188,1	10:14'55.543
16	27.672	26.261	26.511	27.065	1'47.509	189,0	10:16'43.052

20° 64 H. DE CANCELLIS [1'47.710]							
Lap	Seg1	Seg2	Seg3	Seg4	Lap Time	km/h	Local Time
1							9:45'21.240
2	48.325	29.403	29.120	28.841	2'15.689P		9:47'36.929
3	29.076	27.297	27.787	27.603	1'51.763	188,1	9:49'28.692
4	28.455	27.007	27.786	27.226	1'50.474	191,0	9:51'19.166
5	28.119	26.877	27.398	27.264	1'49.658	193,4	9:53'08.824
6	27.920	26.861	27.334	27.536	1'49.651	193,1	9:54'58.475
7	27.899	26.653	27.346	27.475	1'49.373C	190,0	9:56'47.848
8	27.987	26.592	27.111	27.337	1'49.027	188,4	9:58'36.875
9	27.890	26.578	27.152	27.310	1'48.930	189,4	10:00'25.805
10	28.373	27.172	27.862	41.131	2'04.538P	190,7	10:02'30.343
11	4'43.960	27.264	27.356	27.342	6'05.922P		10:08'36.265
12	27.961	26.458	27.033	27.261	1'48.713	190,0	10:10'24.978
13	30.349	29.217	28.505	29.232	1'57.303	188,7	10:12'22.281
14	27.876	26.385	27.029	27.232	1'48.522	192,7	10:14'10.803
15	27.719	26.266	26.750	26.975	1'47.710	192,7	10:15'58.513

17° 58 I. IGLESIAS [1'47.546]							
Lap	Seg1	Seg2	Seg3	Seg4	Lap Time	km/h	Local Time
1							9:45'14.984
2	51.627	29.949	31.950	30.229	2'23.755P		9:47'38.739
3	28.313	27.161	27.606	27.057	1'50.137	197,3	9:49'28.876
4	28.118	26.742	27.298	27.000	1'49.158	195,5	9:51'18.034
5	30.206	26.695	26.831	27.121	1'50.853C	196,2	9:53'08.887
6	27.816	26.496	26.868	27.003	1'48.183	193,1	9:54'57.070
7	27.834	26.272	26.475	26.996	1'47.577	191,7	9:56'44.647
8	27.536	26.639	26.562	26.926	1'47.663C	192,7	9:58'32.310
9	27.631	26.156	26.744	27.015	1'47.546	191,4	10:00'19.856
10	28.529	27.769	27.730	42.099	2'06.127P	191,0	10:02'25.983
11	4'46.834	28.078	29.759	27.175	6'11.846CP		10:08'37.829
12	27.752	26.087	26.477	26.834	1'47.150C	194,1	10:10'24.979
13	28.082	27.308	28.607	28.086	1'52.083	189,7	10:12'17.062
14	27.854	26.122	26.639	28.094	1'48.709	187,4	10:14'05.771
15	27.974	26.355	26.629	27.186	1'48.144	187,1	10:15'53.915

21° 91 M. VANNUCCI [1'47.776]							
Lap	Seg1	Seg2	Seg3	Seg4	Lap Time	km/h	Local Time
1							9:44'56.400
2	51.921	29.543	29.408	27.996	2'18.868P		9:47'15.268
3	28.914	27.605	27.214	27.559	1'51.292	188,1	9:49'06.560
4	28.360	26.693	27.286	27.230	1'49.569	188,1	9:50'56.129
5	28.150	26.747	26.704	27.153	1'48.754	190,0	9:52'44.883
6	27.849	26.724	26.702	26.844	1'48.119	192,7	9:54'33.002
7	28.025	26.580	26.829	26.961	1'48.395	190,7	9:56'21.397
8	28.430	27.142	27.165	27.413	1'50.150	187,4	9:58'11.547
9	28.171	26.798	27.088	27.318	1'49.375	186,5	10:00'00.922
10	27.996	26.627	26.835	27.263	1'48.721	187,7	10:01'49.643
11	28.000	26.702	26.737	27.180	1'48.619	187,4	10:03'38.262
12	27.862	26.585	26.962	27.098	1'48.507	187,7	10:05'26.769
13	27.883	26.496	26.618	27.037	1'48.034	188,4	10:07'14.803
14	28.075	27.352	27.274	28.252	1'50.953	189,7	10:09'05.756
15	28.034	26.550	27.114	27.515	1'49.213	188,1	10:10'54.969
16	27.879	26.472	26.687	27.138	1'48.176	192,0	10:12'43.145
17	27.862	26.641	27.419	27.162	1'49.084	188,7	10:14'32.229
18	27.789	26.391	26.526	27.070	1'47.776	189,7	10:16'20.005

18° 87 T. KAWAKAMI [1'47.576]							
Lap	Seg1	Seg2	Seg3	Seg4	Lap Time	km/h	Local Time
1		28.186	28.481	28.174			9:47'08.750
2	29.813	27.270	27.382	27.605	1'52.070	184,3	9:49'00.820
3	28.761	27.305	27.367	27.628	1'51.061	194,4	9:50'51.881
4	28.584	26.929	26.931	27.586	1'50.030	189,0	9:52'41.911
5	28.342	26.740	26.649	27.162	1'48.893	190,0	9:54'30.804
6	28.297	27.834	28.107	27.132	1'51.370	194,1	9:56'22.174
7	28.194	26.689	27.557	45.682	2'08.122P	194,8	9:58'30.296
8	5'19.818	27.837	27.348	27.986	6'42.989P		10:05'13.285
9	28.622	26.952	27.098	27.763	1'50.435	188,1	10:07'03.720
10	29.226	27.337	28.615	27.807	1'52.985	184,3	10:08'56.705
11	28.549	29.831	27.143	28.064	1'53.587	184,9	10:10'50.292
12	28.179	26.423	26.519	27.305	1'48.426	189,4	10:12'38.718
13	29.312	30.202	28.491	29.317	1'57.322	192,7	10:14'36.040
14	27.962	26.176	26.420	27.018	1'47.576	193,4	10:16'23.616

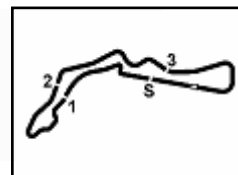
22° 59 A. ZANCA [1'47.778]							
Lap	Seg1	Seg2	Seg3	Seg4	Lap Time	km/h	Local Time
1							9:45'15.696
2	51.060	28.813	29.245	32.284	2'21.402P		9:47'37.098
3	28.983	27.254	27.120	27.232	1'50.589	194,4	9:49'27.687
4	27.803	26.947	27.024	27.059	1'48.833	191,0	9:51'16.520
5	30.072	26.875	26.601	26.793	1'50.341	188,4	9:53'06.861

29/07/2022 P = Pits In/Out - C = Lap Time Cancelled

These data/results cannot be reproduced, stored and/or transmitted in whole or in part by any manner of electronic, mechanical, photocopying, recording, broadcasting or otherwise now known or herein after developed without the previous express consent by the copyright owner, except for reproduction in daily press and regular printed publications on sale to the public within 60 days of the event related to those data/results and always provided that copyright symbol appears together as follows below.

© DORNA WSBK ORGANIZATION Srl 2022





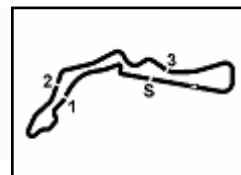
Prosecco DOC Czech Round, 29-31 July 2022
Chronological Analysis Free Practice 1st Session

6	27.787	26.590	26.801	27.093	1'48.271	194,4	9:54'55.132	26° 93 M. GAGGI [1'48.479]							
7	27.752	26.462	26.697	27.015	1'47.926	196,9	9:56'43.058	Lap	Seg1	Seg2	Seg3	Seg4	Lap Time	km/h	Local Time
8	27.879	26.393	26.753	26.888	1'47.913	191,4	9:58'30.971	1							9:44'53.016
9	27.731	26.358	26.697	26.992	1'47.778	195,8	10:00'18.749	2	49.858	29.031	28.848	28.378	2'16.115P		9:47'09.131
10	29.161	29.092	27.237	44.507	2'09.997P	193,7	10:02'28.746	3	28.993	27.573	27.789	27.882	1'52.237	188,7	9:49'01.368
11	4'47.235	27.245	27.189	27.589	6'09.258P		10:08'38.004	4	28.600	27.443	27.404	27.917	1'51.364	188,4	9:50'52.732
12	28.119	26.401	26.529	26.928	1'47.977	194,4	10:10'25.981	5	28.516	27.218	27.423	27.851	1'51.008	185,5	9:52'43.740
13	27.874	29.618	28.145	28.231	1'53.868	195,1	10:12'19.849	6	28.912	26.818	27.263	27.668	1'50.661	184,6	9:54'34.401
14	28.152	26.550	26.655	27.348	1'48.705	186,1	10:14'08.554	7	28.593	26.939	27.315	27.687	1'50.534	185,8	9:56'24.935
15	28.030	26.412	26.533	27.071	1'48.046	186,1	10:15'56.600	8	29.153	28.202	27.368	42.235	2'06.958P	184,6	9:58'31.893
								9	3'32.866	27.506	27.764	28.158	4'56.294P		10:03'28.187
								10	28.652	27.001	27.484	27.794	1'50.931	181,5	10:05'19.118
								11	28.428	26.892	27.189	27.768	1'50.277	182,7	10:07'09.395
								12	28.352	26.861	27.075	27.595	1'49.883	183,3	10:08'59.278
								13	28.339	26.748	27.034	27.859	1'49.980	186,8	10:10'49.258
								14	30.358	28.397	27.975	28.140	1'54.870	181,8	10:12'44.128
								15	28.108	26.540	26.869	27.268	1'48.785	189,4	10:14'32.913
								16	28.204	26.477	26.612	27.186	1'48.479	187,7	10:16'21.392
								27° 2 I. GARCIA ABELLA [1'48.481]							
								Lap	Seg1	Seg2	Seg3	Seg4	Lap Time	km/h	Local Time
								1		29.594	29.636	28.985			9:47'12.784
								2	29.367	27.954	28.589	27.893	1'53.803	183,0	9:49'06.587
								3	28.687	27.049	27.676	27.596	1'51.008	195,1	9:50'57.595
								4	28.464	26.895	27.382	27.764	1'50.505	190,7	9:52'48.100
								5	28.419	26.969	28.552	27.799	1'51.739	188,4	9:54'39.839
								6	28.422	26.854	27.332	27.641	1'50.249	188,4	9:56'30.088
								7	28.718	27.780	28.226	43.378	2'08.102P	186,5	9:58'38.190
								8	5'11.831	28.078	27.374	27.719	6'35.002P		10:05'13.192
								9	28.822	28.094	27.475	27.535	1'51.926	184,6	10:07'05.118
								10	28.173	26.717	27.152	27.604	1'49.646	189,7	10:08'54.764
								11	28.816	30.569	30.918	29.710	2'00.013	186,5	10:10'54.777
								12	28.346	26.424	26.860	27.047	1'48.677	188,4	10:12'43.454
								13	27.949	26.336	27.085	27.487	1'48.857	195,1	10:14'32.311
								14	28.008	26.646	26.853	26.974	1'48.481	194,1	10:16'20.792
								28° 92 F. FEIGL [1'48.876]							
								Lap	Seg1	Seg2	Seg3	Seg4	Lap Time	km/h	Local Time
								1							9:47'09.328
								2					1'51.672		9:49'01.000
								3					2'06.775P		9:51'07.775
								4	5'02.822	27.430	27.633	27.751	6'25.636P		9:57'33.411
								5	28.347	26.953	27.476	27.801	1'50.577	183,6	9:59'23.988
								6	28.365	26.818	27.270	27.382	1'49.835	185,2	10:01'13.823
								7	28.206	26.861	27.267	27.374	1'49.708	185,8	10:03'03.531
								8	28.386	27.398	27.513	27.862	1'51.159	185,5	10:04'54.690
								9	28.063	26.751	26.820	27.242	1'48.876	186,8	10:06'43.566
								10	27.837	28.102	27.071	27.289	1'50.299	190,0	10:08'33.865
								11	34.100	26.895	27.184	27.286	1'55.465C	184,9	10:10'29.330
								12	28.184	26.656	27.819	28.023	1'50.682	188,1	10:12'20.012
								13	31.669	26.665	26.740	27.145	1'52.219	192,4	10:14'12.231
								14	27.919	26.602	27.065	27.892	1'49.478	187,4	10:16'01.709
								29° 81 I. PERISTERAS [1'49.156]							
								Lap	Seg1	Seg2	Seg3	Seg4	Lap Time	km/h	Local Time
								1							9:45'02.655
								2	49.681	29.362	30.782	29.244	2'19.069P		9:47'21.724
								3	29.570	28.054	29.201	28.515	1'55.340	183,3	9:49'17.064
								4	28.986	27.510	28.428	28.208	1'53.132	189,4	9:51'10.196
								5	28.594	27.389	27.787	27.931	1'51.701	186,1	9:53'01.897
								6	28.725	26.926	27.638	28.063	1'51.352	185,5	9:54'53.249
								7	28.535	27.550	28.031	27.629	1'51.745	184,6	9:56'44.994
								8	28.119	26.818	27.465	27.582	1'49.984	191,0	9:58'34.978

29/07/2022 P = Pits In/Out - C = Lap Time Cancelled

These data/results cannot be reproduced, stored and/or transmitted in whole or in part by any manner of electronic, mechanical, photocopying, recording, broadcasting or otherwise now known or herein after developed without the previous express consent by the copyright owner, except for reproduction in daily press and regular printed publications on sale to the public within 60 days of the event related to those data/results and always provided that copyright symbol appears together as follows below.

© DORNA WSBK ORGANIZATION Srl 2022



Prosecco DOC Czech Round, 29-31 July 2022
Chronological Analysis Free Practice 1st Session

9	28.349	26.835	27.226	27.755	1'50.165	187,7	10:00'25.143
10	30.458	28.392	29.382	45.666	2'13.898CP	185,2	10:02'39.041
11	3'18.203	28.385	28.422	28.007	4'43.017P		10:07'22.058
12	28.570	26.835	27.253	27.868	1'50.526	185,8	10:09'12.584
13	28.577	26.759	27.299	27.736	1'50.371	185,8	10:11'02.955
14	28.345	26.715	27.142	27.615	1'49.817	185,2	10:12'52.772
15	28.086	26.551	26.934	27.585	1'49.156	186,8	10:14'41.928

30° 23 S. MARKARIAN [1'49.407]							
Lap	Seg.1	Seg.2	Seg.3	Seg.4	Lap Time	km/h	Local Time
1							9:45'15.275
2	45.656	29.070	29.994	28.691	2'13.411P		9:47'28.686
3	28.984	27.963	27.892	27.837	1'52.676	189,4	9:49'21.362
4	28.449	27.366	27.846	27.799	1'51.460	191,7	9:51'12.822
5	28.498	27.384	27.551	27.777	1'51.210C	190,4	9:53'04.032
6	28.453	27.131	27.759	27.120	1'50.463	190,0	9:54'54.495
7	28.014	26.964	27.467	27.182	1'49.627	194,4	9:56'44.122
8	27.976	26.852	27.061	27.518	1'49.407	195,1	9:58'33.529
9	28.088	26.903	27.487	46.853	2'09.331P	191,7	10:00'42.860
10	4'20.413	27.934	27.921	28.057	5'44.325P		10:06'27.185
11	28.613	27.049	27.676	27.806	1'51.144	187,1	10:08'18.329
12	28.728	27.025	27.661	27.671	1'51.085	187,4	10:10'09.414
13	28.531	27.079	27.503	27.577	1'50.690	187,7	10:12'00.104
14	28.576	26.952	27.546	27.687	1'50.761	187,7	10:13'50.865
15	28.508	26.899	27.378	27.613	1'50.398	187,7	10:15'41.263

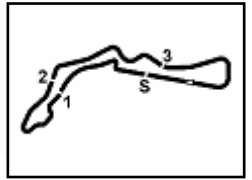
31° 47 F. SEABRIGHT [1'49.432]							
Lap	Seg.1	Seg.2	Seg.3	Seg.4	Lap Time	km/h	Local Time
1							9:44'54.176
2	54.348	30.018	28.908	28.156	2'21.430P		9:47'15.606
3	29.102	27.505	27.600	27.632	1'51.839	188,4	9:49'07.445
4	28.504	27.260	27.451	27.318	1'50.533	187,4	9:50'57.978
5	28.341	26.926	27.330	27.668	1'50.265	189,4	9:52'48.243
6	28.549	27.013	27.260	27.686	1'50.508	186,8	9:54'38.751
7	28.660	28.247	27.072	27.479	1'51.458	182,7	9:56'30.209
8	29.081	27.639	28.104	44.746	2'09.570P	189,7	9:58'39.779
9	3'45.337	27.462	27.324	28.015	5'08.138P		10:03'47.917
10	28.606	27.090	27.313	27.751	1'50.760	180,9	10:05'38.677
11	28.561	26.943	26.978	27.584	1'50.066	182,1	10:07'28.743
12	28.533	26.939	26.908	27.504	1'49.884	182,4	10:09'18.627
13	28.446	26.897	27.064	27.610	1'50.017	183,0	10:11'08.644
14	28.338	26.745	26.845	27.559	1'49.487	183,3	10:12'58.131
15	28.283	26.811	26.802	27.536	1'49.432	183,0	10:14'47.563
16	28.104	26.653	27.030	27.664	1'49.451	183,9	10:16'37.014

32° 18 I. OFFER [1'52.786]							
Lap	Seg.1	Seg.2	Seg.3	Seg.4	Lap Time	km/h	Local Time
1							9:45'17.175
2	50.350	31.897	34.785	46.461	2'43.493P		9:48'00.668
3	1'39.716	32.166	32.228	29.144	3'13.254P		9:51'13.922
4	36.540	29.327	29.419	28.867	2'04.153C	185,8	9:53'18.075
5	29.474	28.394	29.066	28.559	1'55.493	182,7	9:55'13.568
6	29.475	28.118	28.567	28.540	1'54.700	183,3	9:57'08.268
7	30.649	28.040	28.909	29.082	1'56.680C	183,0	9:59'04.948
8	29.256	27.891	28.511	28.450	1'54.108	183,3	10:00'59.056
9	30.411	29.386	29.094	29.059	1'57.950C	184,9	10:02'57.006
10	29.112	27.798	28.085	28.288	1'53.283	183,3	10:04'50.289
11	32.675	27.926	29.006	28.488	1'58.095C	183,3	10:06'48.384
12	32.100	28.154	28.224	28.417	1'56.895C	185,2	10:08'45.279
13	29.074	27.621	27.847	28.376	1'52.918	184,9	10:10'38.197
14	28.865	27.449	28.097	28.375	1'52.786	184,6	10:12'30.983
15	30.079	27.814	29.435	29.277	1'56.605C	184,9	10:14'27.588
16	28.626	27.747	27.760	28.953	1'53.086	188,1	10:16'20.674

29/07/2022 P = Pits In/Out - C = Lap Time Cancelled

These data/results cannot be reproduced, stored and/or transmitted in whole or in part by any manner of electronic, mechanical, photocopying, recording, broadcasting or otherwise now known or herein after developed without the previous express consent by the copyright owner, except for reproduction in daily press and regular printed publications on sale to the public within 60 days of the event related to those data/results and always provided that copyright symbol appears together as follows below.

© DORNA WSBK ORGANIZATION Srl 2022

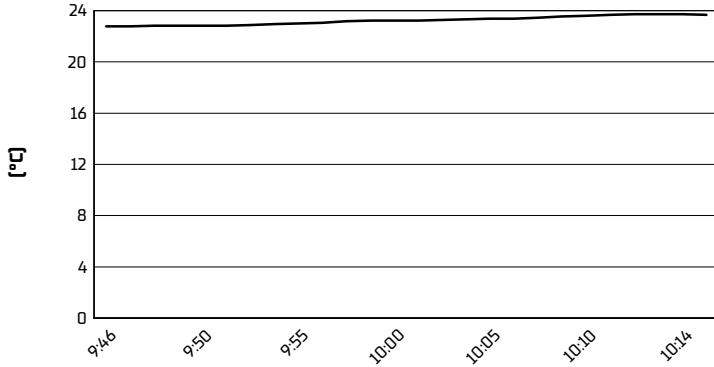


Autodrom Most 4.212 m

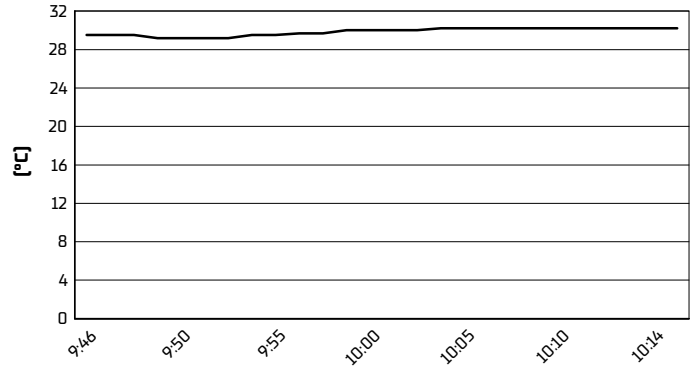
Prosecco DOC Czech Round, 29-31 July 2022
Weather Report Free Practice 1st Session

Session started 09:45 - Session ended 10:17

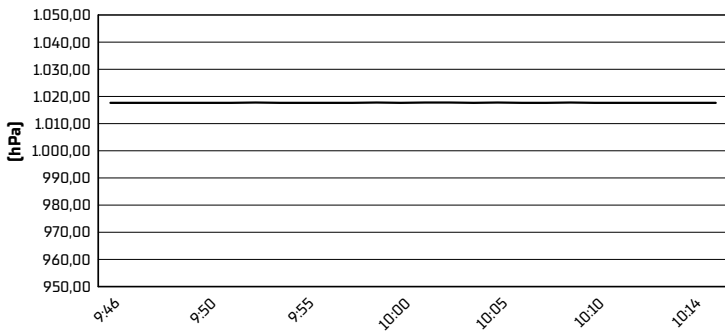
Air Temperature



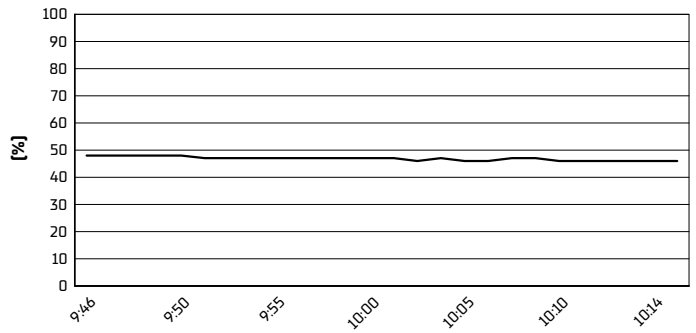
Track Temperature



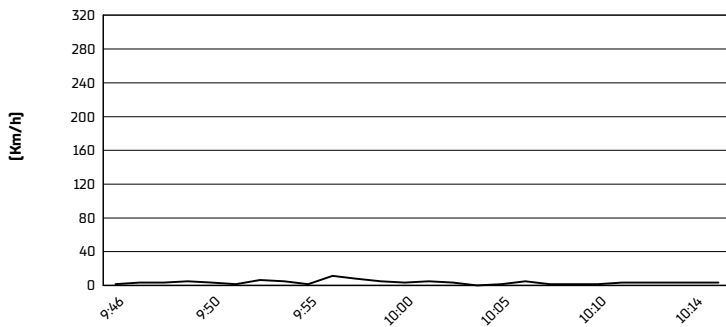
Air Pressure



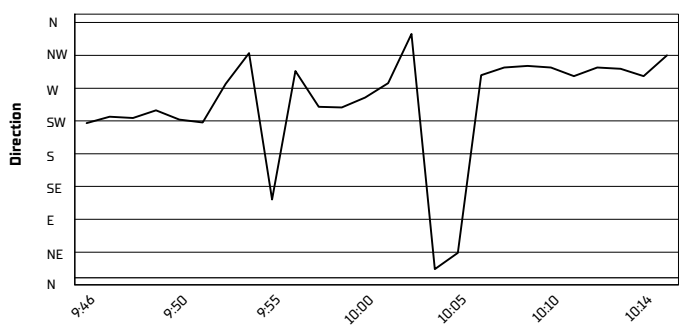
Humidity



Wind Speed



Wind Direction



29/07/2022

These data/results cannot be reproduced, stored and/or transmitted in whole or in part by any manner of electronic, mechanical, photocopying, recording, broadcasting or otherwise now known or herein after developed without the previous express consent by the copyright owner, except for reproduction in daily press and regular printed publications on sale to the public within 60 days of the event related to those data/results and always provided that copyright symbol appears together as follows below.

© DORNA WSBK ORGANIZATION Srl 2022