

Prosecco DOC Czech Round, 29-31 July 2022
Results Free Practice 2nd Session

No.	Rider	Nat	Team	Bike	Time	Gap	Rel.	Laps	Speed	
									Avg	Max
1	72 V. STEEMAN	NED	MTM Kawasaki	Kawasaki Ninja 400	1'46.141			16	142,859	191,0
2	53 P. SVOBODA	CZE	Accolade Smrz Racing	Kawasaki Ninja 400	1'46.381	0.240	0.240	15	142,537	195,8
3	28 L. LEHMANN	GER	Freudenberg KTM - Paligo Racing	KTM RC 390 R	1'46.409	0.268	0.028	9	142,499	200,1
4	77 R. BIJMAN	NED	MTM Kawasaki	Kawasaki Ninja 400	1'46.526	0.385	0.117	14	142,343	194,4
5	26 M. GENNAI	ITA	Team BrCorse	Yamaha YZF-R3	1'46.566	0.425	0.040	14	142,289	199,8
6	85 K. SABATUCCI	ITA	Kawasaki GP Project	Kawasaki Ninja 400	1'46.691	0.550	0.125	14	142,123	198,7
7	27 A. DIAZ	ESP	Arco Motor University Team	Yamaha YZF-R3	1'46.767	0.626	0.076	13	142,021	199,1
8	59 A. ZANCA	ITA	Kawasaki GP Project	Kawasaki Ninja 400	1'46.807	0.666	0.040	14	141,968	199,4
9	60 D. GEIGER	GER	Fusport-RT Motorsports by SKM-Kawasaki	Kawasaki Ninja 400	1'46.970	0.829	0.163	11	141,752	198,3
10	88 D. MOGEDA	ESP	Team#109 Kawasaki	Kawasaki Ninja 400	1'46.973	0.832	0.003	14	141,748	197,3
11	69 T. ALBERTO	PHI	Fusport-RT Motorsports by SKM-Kawasaki	Kawasaki Ninja 400	1'46.977	0.836	0.004	15	141,743	199,8
12	41 M. GARCIA	ESP	Yamaha MS Racing	Yamaha YZF-R3	1'47.033	0.892	0.056	15	141,668	195,5
13	14 A. MILLAN	ESP	SMW Racing	Kawasaki Ninja 400	1'47.090	0.949	0.057	12	141,593	197,6
14	61 Y. OKAYA	JPN	MTM Kawasaki	Kawasaki Ninja 400	1'47.117	0.976	0.027	14	141,557	197,3
15	58 I. IGLESIAS	ESP	SMW Racing	Kawasaki Ninja 400	1'47.162	1.021	0.045	7	141,498	196,5
16	87 T. KAWAKAMI	BRA	AD78 Team Brasil by MS Racing	Yamaha YZF-R3	1'47.178	1.037	0.016	15	141,477	198,7
17	64 H. DE CANCELLIS	FRA	Prodina Racing WorldSSP300	Kawasaki Ninja 400	1'47.291	1.150	0.113	16	141,328	199,1
18	46 S. DI SORA	FRA	Leader Team Flembbo	Kawasaki Ninja 400	1'47.492	1.351	0.201	14	141,064	198,3
19	80 G. MASTROLUCA	ITA	ProGP Racing	Yamaha YZF-R3	1'47.546	1.405	0.054	14	140,993	201,3
20	43 H. KHOURI	AUS	Team#109 Kawasaki	Kawasaki Ninja 400	1'47.582	1.441	0.036	14	140,946	193,4
21	91 M. VANNUCCI	ITA	AG Motorsport Italia Yamaha	Yamaha YZF-R3	1'47.643	1.502	0.061	15	140,866	198,3
22	73 J. PEREZ GONZALES	ESP	Accolade Smrz Racing	Kawasaki Ninja 400	1'47.656	1.515	0.013	7	140,849	189,4
23	35 Y. SAIZ MARQUEZ	ESP	Accolade Smrz Racing	Kawasaki Ninja 400	1'47.823	1.682	0.167	13	140,630	196,5
24	8 B. IERACI	ITA	Prodina Racing WorldSSP300	Kawasaki Ninja 400	1'47.943	1.802	0.120	13	140,474	199,1
25	12 H. MAIER	BRA	AD78 Team Brasil by MS Racing	Yamaha YZF-R3	1'47.962	1.821	0.019	14	140,449	196,2
26	2 I. GARCIA ABELLA	ESP	Yamaha MS Racing	Yamaha YZF-R3	1'47.990	1.849	0.028	15	140,413	199,1
27	92 F. FEIGL	CZE	Genius Racing Team	Kawasaki Ninja 400	1'48.248	2.107	0.258	13	140,078	195,8
28	47 F. SEABRIGHT	GBR	Vinales Racing Team	Yamaha YZF-R3	1'48.475	2.334	0.227	13	139,785	195,1
29	23 S. MARKARIAN	FRA	Leader Team Flembbo	Kawasaki Ninja 400	1'48.478	2.337	0.003	11	139,781	196,2
30	81 I. PERISTERAS	GRE	ProGP Racing	Yamaha YZF-R3	1'49.017	2.876	0.539	14	139,090	197,6
31	93 M. GAGGI	ITA	Vinales Racing Team	Yamaha YZF-R3	1'49.918	3.777	0.901	15	137,950	192,0
32	18 I. OFFER	GBR	Team BrCorse	Yamaha YZF-R3	1'50.760	4.619	0.842	14	136,901	191,7

Qualifying Lap Time [105% of 1'46.141]: 1'51.449

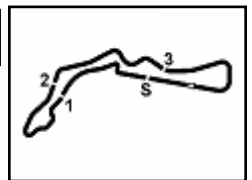
AIR	Humidity:	38%	Temp:	27°C
TRACK	Condition:	Dry	Temp:	35°C

Records	Pole	(SP)	2021 V.Steeman	1'46.871	141,880	Km/h
	Race	(RC1)	2021 A.Huertas	1'46.430	142,470	Km/h
	All Times	(WUP)	2021 A.Huertas	1'46.258	142,700	Km/h

Start 29/07/2022 14:15 End 14:56 The results are provisional until the end of the time limit for protests and appeals and the completion of the technical checks.

These data/results cannot be reproduced, stored and/or transmitted in whole or in part by any manner of electronic, mechanical, photocopying, recording, broadcasting or otherwise now known or herein after developed without the previous express consent by the copyright owner, except for reproduction in daily press and regular printed publications on sale to the public within 60 days of the event related to those data/results and always provided that copyright symbol appears together as follows below.

© DORNA WSBK ORGANIZATION Srl 2022



Prosecco DOC Czech Round, 29-31 July 2022
Results Free Practice 2nd Session

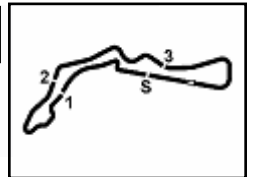
Session Highlights

Local Time	No. Rider	Description
14.15.00		Start
14.18.53	73 J. PEREZ GONZALES	Current Lap Cancelled - Exceeded Track Limits - T1
14.18.56	35 Y. SAIZ MARQUEZ	Current Lap Cancelled - Exceeded Track Limits - T1
14.19.01	87 T. KAWAKAMI	Current Lap Cancelled - Exceeded Track Limits - T1
14.19.31	80 G. MASTROLUCA	Current Lap Cancelled - Exceeded Track Limits - T1
14.20.46	46 S. DI SORA	Current Lap Cancelled - Exceeded Track Limits - T1
14.20.47	35 Y. SAIZ MARQUEZ	Current Lap Cancelled - Exceeded Track Limits - T1
14.20.51	41 M. GARCIA	Current Lap Cancelled - Exceeded Track Limits - T1
14.20.53	87 T. KAWAKAMI	Current Lap Cancelled - Exceeded Track Limits - T1
14.20.56	88 D. MOGEDA	Current Lap Cancelled - Exceeded Track Limits - T1
14.20.58	92 F. FEIGL	Current Lap Cancelled - Exceeded Track Limits - T1
14.20.59	12 H. MAIER	Current Lap Cancelled - Exceeded Track Limits - T1
14.21.48	61 Y. OKAYA	Lap Cancelled [1'47.177] - Exceeded Track Limits - Turn 21
14.22.48	43 H. KHOURI	Current Lap Cancelled - Exceeded Track Limits - T1
14.23.10	26 M. GENNAI	Current Lap Cancelled - Exceeded Track Limits - T1
14.23.10	91 M. VANNUCCI	Lap Cancelled [1'47.590] - Exceeded Track Limits - Turn 17
14.23.14	53 P. SVOBODA	Current Lap Cancelled - Exceeded Track Limits - T1
14.23.15	27 A. DIAZ	Current Lap Cancelled - Exceeded Track Limits - T1
14.26.41	28 L. LEHMANN	Current Lap Cancelled - Exceeded Track Limits - T1
14.26.42	28 L. LEHMANN	Lap Cancelled [1'48.186] - Exceeded Track Limits - Turn 17
14.26.47	18 I. OFFER	Current Lap Cancelled - Exceeded Track Limits - T1
14.26.57	77 R. BIJMAN	Current Lap Cancelled - Exceeded Track Limits - T1
14.27.08	60 D. GEIGER	Crashed - Turn 1
14.27.51	60 D. GEIGER	Re-joined
14.28.16	87 T. KAWAKAMI	Lap Cancelled [1'49.024] - Exceeded Track Limits - Turn 17
14.28.29	87 T. KAWAKAMI	Current Lap Cancelled - Exceeded Track Limits - T1
14.30.21	64 H. DE CANCELLIS	Current Lap Cancelled - Exceeded Track Limits - T1
14.32.04	41 M. GARCIA	Current Lap Cancelled - Exceeded Track Limits - T1
14.32.11	73 J. PEREZ GONZALES	Crashed - Turn 7
14.32.21	43 H. KHOURI	Current Lap Cancelled - Exceeded Track Limits - T1
14.32.23	53 P. SVOBODA	Current Lap Cancelled - Exceeded Track Limits - T1
14.32.24	26 M. GENNAI	Current Lap Cancelled - Exceeded Track Limits - T1
14.32.25	8 B. IERACI	Current Lap Cancelled - Exceeded Track Limits - T1
14.33.54	28 L. LEHMANN	Current Lap Cancelled - Exceeded Track Limits - T1
14.33.55	85 K. SABATUCCI	Current Lap Cancelled - Exceeded Track Limits - T1
14.33.55	58 I. IGLESIAS	Current Lap Cancelled - Exceeded Track Limits - T1
14.33.58	61 Y. OKAYA	Current Lap Cancelled - Exceeded Track Limits - T1
14.33.58	69 T. ALBERTO	Current Lap Cancelled - Exceeded Track Limits - T1
14.34.02	64 H. DE CANCELLIS	Current Lap Cancelled - Exceeded Track Limits - T1
14.34.36	72 V. STEEMAN	Current Lap Cancelled - Exceeded Track Limits - T1
14.34.37	14 A. MILLAN	Current Lap Cancelled - Exceeded Track Limits - T1
14.34.42	46 S. DI SORA	Current Lap Cancelled - Exceeded Track Limits - T1
14.35.10	28 L. LEHMANN	Technical Problem - Turn 15
14.35.12	58 I. IGLESIAS	Crashed - Turn 13
14.35.14		RED FLAG
14.38.38	85 K. SABATUCCI	Lap Cancelled [1'47.878] - Yellow Flag - Turn 1
14.38.48	91 M. VANNUCCI	Lap Cancelled [1'47.534] - Yellow Flag - Turn 1
14.39.05	58 I. IGLESIAS	Medical Centre
14.44.00		Session Restart
14.45.26		WorldSBK FP2 Pit Lane Will Open at 15.05
14.47.50	77 R. BIJMAN	Current Lap Cancelled - Exceeded Track Limits - T1
14.48.59	91 M. VANNUCCI	Current Lap Cancelled - Exceeded Track Limits - T1
14.49.03	46 S. DI SORA	Current Lap Cancelled - Exceeded Track Limits - T1
14.49.03	2 I. GARCIA ABELLA	Current Lap Cancelled - Exceeded Track Limits - T1
14.49.40	88 D. MOGEDA	Current Lap Cancelled - Exceeded Track Limits - T1
14.50.30	41 M. GARCIA	Lap Cancelled [1'47.433] - Exceeded Track Limits - Turn 21

Start 14:15 End 14:56 The results are provisional until the end of the time limit for protests and appeals and the completion of the technical checks.

These data/results cannot be reproduced, stored and/or transmitted in whole or in part by any manner of electronic, mechanical, photocopying, recording, broadcasting or otherwise now known or herein after developed without the previous express consent by the copyright owner, except for reproduction in daily press and regular printed publications on sale to the public within 60 days of the event related to those data/results and always provided that copyright symbol appears together as follows below.

© DORNA WSBK ORGANIZATION Srl 2022



Prosecco DOC Czech Round, 29-31 July 2022
Results Free Practice 2nd Session

14.50.39	12 H. MAIER	Lap Cancelled [1'47.485] - Exceeded Track Limits - Turn 21
14.50.50	69 T. ALBERTO	Lap Cancelled [1'48.118] - Exceeded Track Limits - Turn 21
14.50.54	85 K. SABATUCCI	Current Lap Cancelled - Exceeded Track Limits - T1
14.50.54	35 Y. SAIZ MARQUEZ	Current Lap Cancelled - Exceeded Track Limits - T1
14.50.55	92 F. FEIGL	Current Lap Cancelled - Exceeded Track Limits - T1
14.50.55	47 F. SEABRIGHT	Current Lap Cancelled - Exceeded Track Limits - T1
14.50.57	91 M. VANNUCCI	Current Lap Cancelled - Exceeded Track Limits - T1
14.51.22	81 I. PERISTERAS	Current Lap Cancelled - Exceeded Track Limits - T1
14.51.40	12 H. MAIER	Lap Cancelled [1'47.540] - Exceeded Track Limits - Turn 21
14.51.58	14 A. MILLAN	Current Lap Cancelled - Exceeded Track Limits - T1
14.54.04	61 Y. OKAYA	Lap Cancelled [1'46.897] - Exceeded Track Limits - Turn 21
14.54.39	27 A. DIAZ	Lap Cancelled [1'47.529] - Exceeded Track Limits - Turn 21
14.56.11		End Of Session

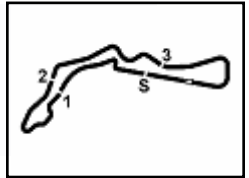
Fastest Laps Sequence

No.	Rider	Nat	Team	Bike	Local Time	Time	Gap	Avg
73	J. PEREZ GONZALES	ESP	Accolade Smrz Racing	Kawasaki Ninja 400	14:18'41.602	1'48.803		139,364
46	S. DI SORA	FRA	Leader Team Flembbo	Kawasaki Ninja 400	14:18'46.688	1'48.340	-0.463	139,959
85	K. SABATUCCI	ITA	Kawasaki GP Project	Kawasaki Ninja 400	14:18'51.520	1'48.208	-0.132	140,130
61	Y. OKAYA	JPN	MTM Kawasaki	Kawasaki Ninja 400	14:19'19.214	1'47.499	-0.709	141,054
27	A. DIAZ	ESP	Arco Motor University Team	Yamaha YZF-R3	14:19'22.537	1'47.021	-0.478	141,684
28	L. LEHMANN	GER	Freudenberg KTM - Paligo Racing	KTM RC 390 R	14:24'40.542	1'46.843	-0.178	141,920
72	V. STEEMAN	NED	MTM Kawasaki	Kawasaki Ninja 400	14:25'25.416	1'46.573	-0.270	142,280
28	L. LEHMANN	GER	Freudenberg KTM - Paligo Racing	KTM RC 390 R	14:31'55.048	1'46.409	-0.164	142,499
53	P. SVOBODA	CZE	Accolade Smrz Racing	Kawasaki Ninja 400	14:32'11.641	1'46.381	-0.028	142,537
72	V. STEEMAN	NED	MTM Kawasaki	Kawasaki Ninja 400	14:34'24.849	1'46.141	-0.240	142,859

Start 29/07/2022 14:15 End 14:56 The results are provisional until the end of the time limit for protests and appeals and the completion of the technical checks.

These data/results cannot be reproduced, stored and/or transmitted in whole or in part by any manner of electronic, mechanical, photocopying, recording, broadcasting or otherwise now known or herein after developed without the previous express consent by the copyright owner, except for reproduction in daily press and regular printed publications on sale to the public within 60 days of the event related to those data/results and always provided that copyright symbol appears together as follows below.

© DORNA WSBK ORGANIZATION Srl 2022



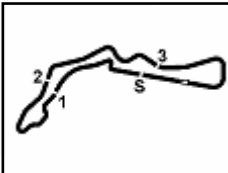
Prosecco DOC Czech Round, 29–31 July 2022
Free Practices Combined Results after FP2

No.	Rider	Nat	Team	Bike	FP1	FP2	Time	Gap	Rel.	Avg	LL
1	72 V. STEEMAN	NED	MTM Kawasaki	Kawasaki Ninja 400	1'46.335	1'46.141	1'46.141			142,859	24
2	53 P. SVOBODA	CZE	Accolade Smrz Racing	Kawasaki Ninja 400	1'46.970	1'46.381	1'46.381	0.240	0.240	142,537	29
3	28 L. LEHMANN	GER	Freudenberg KTM - Paligo Racing	KTM RC 390 R	1'46.675	1'46.409	1'46.409	0.268	0.028	142,499	19
4	77 R. BIJMAN	NED	MTM Kawasaki	Kawasaki Ninja 400	1'46.614	1'46.526	1'46.526	0.385	0.117	142,343	28
5	26 M. GENNAI	ITA	Team BrCorse	Yamaha YZF-R3	1'47.456	1'46.566	1'46.566	0.425	0.040	142,289	27
6	85 K. SABATUCCI	ITA	Kawasaki GP Project	Kawasaki Ninja 400	1'47.048	1'46.691	1'46.691	0.550	0.125	142,123	28
7	27 A. DIAZ	ESP	Arco Motor University Team	Yamaha YZF-R3	1'47.048	1'46.767	1'46.767	0.626	0.076	142,021	25
8	41 M. GARCIA	ESP	Yamaha MS Racing	Yamaha YZF-R3	1'46.775	1'47.033	1'46.775	0.634	0.008	142,011	28
9	14 A. MILLAN	ESP	SMW Racing	Kawasaki Ninja 400	1'46.797	1'47.090	1'46.797	0.656	0.022	141,982	26
10	59 A. ZANCA	ITA	Kawasaki GP Project	Kawasaki Ninja 400	1'47.778	1'46.807	1'46.807	0.666	0.010	141,968	28
11	60 D. GEIGER	GER	Fusport-RT Motorsports by SKM-Kawasaki	Kawasaki Ninja 400	1'47.479	1'46.970	1'46.970	0.829	0.163	141,752	26
12	88 D. MOGEDA	ESP	Team#109 Kawasaki	Kawasaki Ninja 400	1'47.112	1'46.973	1'46.973	0.832	0.003	141,748	30
13	69 T. ALBERTO	PHI	Fusport-RT Motorsports by SKM-Kawasaki	Kawasaki Ninja 400	1'47.300	1'46.977	1'46.977	0.836	0.004	141,743	27
14	61 Y. OKAYA	JPN	MTM Kawasaki	Kawasaki Ninja 400	1'47.232	1'47.117	1'47.117	0.976	0.140	141,557	27
15	58 I. IGLESIAS	ESP	SMW Racing	Kawasaki Ninja 400	1'47.546	1'47.162	1'47.162	1.021	0.045	141,498	21
16	87 T. KAWAKAMI	BRA	AD78 Team Brasil by MS Racing	Yamaha YZF-R3	1'47.576	1'47.178	1'47.178	1.037	0.016	141,477	28
17	46 S. DI SORA	FRA	Leader Team Flembbo	Kawasaki Ninja 400	1'47.258	1'47.492	1'47.258	1.117	0.080	141,371	29
18	64 H. DE CANCELLIS	FRA	Prodina Racing WorldSSP300	Kawasaki Ninja 400	1'47.710	1'47.291	1'47.291	1.150	0.033	141,328	30
19	43 H. KHOURI	AUS	Team#109 Kawasaki	Kawasaki Ninja 400	1'47.292	1'47.582	1'47.292	1.151	0.001	141,326	30
20	73 J. PEREZ GONZALES	ESP	Accolade Smrz Racing	Kawasaki Ninja 400	1'47.384	1'47.656	1'47.384	1.243	0.092	141,205	19
21	80 G. MASTROLUCA	ITA	ProGP Racing	Yamaha YZF-R3	1'48.476	1'47.546	1'47.546	1.405	0.162	140,993	29
22	91 M. VANNUCCI	ITA	AG Motorsport Italia Yamaha	Yamaha YZF-R3	1'47.776	1'47.643	1'47.643	1.502	0.097	140,866	32
23	12 H. MAIER	BRA	AD78 Team Brasil by MS Racing	Yamaha YZF-R3	1'47.675	1'47.962	1'47.675	1.534	0.032	140,824	27
24	35 Y. SAIZ MARQUEZ	ESP	Accolade Smrz Racing	Kawasaki Ninja 400	1'48.039	1'47.823	1'47.823	1.682	0.148	140,630	26
25	8 B. IERACI	ITA	Prodina Racing WorldSSP300	Kawasaki Ninja 400	1'48.141	1'47.943	1'47.943	1.802	0.120	140,474	25
26	2 I. GARCIA ABELLA	ESP	Yamaha MS Racing	Yamaha YZF-R3	1'48.481	1'47.990	1'47.990	1.849	0.047	140,413	28
27	92 F. FEIGL	CZE	Genius Racing Team	Kawasaki Ninja 400	1'48.876	1'48.248	1'48.248	2.107	0.258	140,078	26
28	47 F. SEABRIGHT	GBR	Vinales Racing Team	Yamaha YZF-R3	1'49.432	1'48.475	1'48.475	2.334	0.227	139,785	28
29	23 S. MARKARIAN	FRA	Leader Team Flembbo	Kawasaki Ninja 400	1'49.407	1'48.478	1'48.478	2.337	0.003	139,781	25
30	93 M. GAGGI	ITA	Vinales Racing Team	Yamaha YZF-R3	1'48.479	1'49.918	1'48.479	2.338	0.001	139,780	30
31	81 I. PERISTERAS	GRE	ProGP Racing	Yamaha YZF-R3	1'49.156	1'49.017	1'49.017	2.876	0.538	139,090	28
32	18 I. OFFER	GBR	Team BrCorse	Yamaha YZF-R3	1'52.786	1'50.760	1'50.760	4.619	1.743	136,901	29

29/07/2022

These data/results cannot be reproduced, stored and/or transmitted in whole or in part by any manner of electronic, mechanical, photocopying, recording, broadcasting or otherwise now known or herein after developed without the previous express consent by the copyright owner, except for reproduction in daily press and regular printed publications on sale to the public within 60 days of the event related to those data/results and always provided that copyright symbol appears together as follows below.

© DORNA WSBK ORGANIZATION Srl 2022



**Prosecco DOC Czech Round, 29-31 July 2022
Best Sectors & Speed Free Practice 2nd Session**

BEST LAP

1	72	V. STEEMAN	Kawasaki Ninja 400	1'46.141
2	53	P. SVOBODA	Kawasaki Ninja 400	1'46.381
3	28	L. LEHMANN	KTM RC 390 R	1'46.409
4	77	R. BIJMAN	Kawasaki Ninja 400	1'46.526
5	26	M. GENNAI	Yamaha YZF-R3	1'46.566
6	85	K. SABATUCCI	Kawasaki Ninja 400	1'46.691
7	27	A. DIAZ	Yamaha YZF-R3	1'46.767
8	59	A. ZANCA	Kawasaki Ninja 400	1'46.807
9	60	D. GEIGER	Kawasaki Ninja 400	1'46.970
10	88	D. MOGEDA	Kawasaki Ninja 400	1'46.973
11	69	T. ALBERTO	Kawasaki Ninja 400	1'46.977
12	41	M. GARCIA	Yamaha YZF-R3	1'47.033
13	14	A. MILLAN	Kawasaki Ninja 400	1'47.090
14	61	Y. OKAYA	Kawasaki Ninja 400	1'47.117
15	58	I. IGLESIAS	Kawasaki Ninja 400	1'47.162
16	87	T. KAWAKAMI	Yamaha YZF-R3	1'47.178
17	64	H. DE CANCELLIS	Kawasaki Ninja 400	1'47.291
18	46	S. DI SORA	Kawasaki Ninja 400	1'47.492
19	80	G. MASTROLUCCA	Yamaha YZF-R3	1'47.546
20	43	H. KHOURI	Kawasaki Ninja 400	1'47.582
21	91	M. VANNUCCI	Yamaha YZF-R3	1'47.643
22	73	J. PEREZ GONZALES	Kawasaki Ninja 400	1'47.656
23	35	Y. SAIZ MARQUEZ	Kawasaki Ninja 400	1'47.823
24	8	B. IERACI	Kawasaki Ninja 400	1'47.943
25	12	H. MAIER	Yamaha YZF-R3	1'47.962
26	2	I. GARCIA ABELLA	Yamaha YZF-R3	1'47.990
27	92	F. FEIGL	Kawasaki Ninja 400	1'48.248
28	47	F. SEABRIGHT	Yamaha YZF-R3	1'48.475
29	23	S. MARKARIAN	Kawasaki Ninja 400	1'48.478
30	81	I. PERISTERAS	Yamaha YZF-R3	1'49.017
31	93	M. GAGGI	Yamaha YZF-R3	1'49.918
32	18	I. OFFER	Yamaha YZF-R3	1'50.760

SPEED

1	80	G. MASTROLUCCA	Yamaha YZF-R3	201.3
2	28	L. LEHMANN	KTM RC 390 R	200.1
3	69	T. ALBERTO	Kawasaki Ninja 400	199.8
4	26	M. GENNAI	Yamaha YZF-R3	199.8
5	59	A. ZANCA	Kawasaki Ninja 400	199.4
6	2	I. GARCIA ABELLA	Yamaha YZF-R3	199.1
7	8	B. IERACI	Kawasaki Ninja 400	199.1
8	64	H. DE CANCELLIS	Kawasaki Ninja 400	199.1
9	27	A. DIAZ	Yamaha YZF-R3	199.1
10	87	T. KAWAKAMI	Yamaha YZF-R3	198.7
11	85	K. SABATUCCI	Kawasaki Ninja 400	198.7
12	91	M. VANNUCCI	Yamaha YZF-R3	198.3
13	60	D. GEIGER	Kawasaki Ninja 400	198.3
14	46	S. DI SORA	Kawasaki Ninja 400	198.3
15	14	A. MILLAN	Kawasaki Ninja 400	197.6
16	81	I. PERISTERAS	Yamaha YZF-R3	197.6
17	88	D. MOGEDA	Kawasaki Ninja 400	197.3
18	61	Y. OKAYA	Kawasaki Ninja 400	197.3
19	58	I. IGLESIAS	Kawasaki Ninja 400	196.5
20	35	Y. SAIZ MARQUEZ	Kawasaki Ninja 400	196.5
21	23	S. MARKARIAN	Kawasaki Ninja 400	196.2
22	12	H. MAIER	Yamaha YZF-R3	196.2
23	53	P. SVOBODA	Kawasaki Ninja 400	195.8
24	92	F. FEIGL	Kawasaki Ninja 400	195.8
25	41	M. GARCIA	Yamaha YZF-R3	195.5
26	47	F. SEABRIGHT	Yamaha YZF-R3	195.1
27	77	R. BIJMAN	Kawasaki Ninja 400	194.4
28	43	H. KHOURI	Kawasaki Ninja 400	193.4
29	93	M. GAGGI	Yamaha YZF-R3	192.0
30	18	I. OFFER	Yamaha YZF-R3	191.7
31	72	V. STEEMAN	Kawasaki Ninja 400	191.0
32	73	J. PEREZ GONZALES	Kawasaki Ninja 400	189.4

SEG. 1

1	28	L. LEHMANN	27.280
2	72	V. STEEMAN	27.344
3	53	P. SVOBODA	27.353
4	77	R. BIJMAN	27.365
5	61	Y. OKAYA	27.367
6	26	M. GENNAI	27.377
7	27	A. DIAZ	27.403
8	14	A. MILLAN	27.421
9	85	K. SABATUCCI	27.441
10	64	H. DE CANCELLIS	27.445
11	80	G. MASTROLUCCA	27.484
12	59	A. ZANCA	27.486
13	58	I. IGLESIAS	27.492
14	8	B. IERACI	27.510
15	91	M. VANNUCCI	27.545
16	88	D. MOGEDA	27.547
17	41	M. GARCIA	27.550
18	87	T. KAWAKAMI	27.560
19	46	S. DI SORA	27.564
20	69	T. ALBERTO	27.570
21	60	D. GEIGER	27.589
22	2	I. GARCIA ABELLA	27.607
23	35	Y. SAIZ MARQUEZ	27.685
24	23	S. MARKARIAN	27.732
25	12	H. MAIER	27.769
26	92	F. FEIGL	27.771
27	43	H. KHOURI	27.784
28	73	J. PEREZ GONZALES	27.897
29	47	F. SEABRIGHT	27.898
30	81	I. PERISTERAS	27.978
31	93	M. GAGGI	28.149
32	18	I. OFFER	28.411

SEG. 2

1	72	V. STEEMAN	25.805
2	28	L. LEHMANN	25.968
3	85	K. SABATUCCI	25.983
4	73	J. PEREZ GONZALES	25.995
5	27	A. DIAZ	26.038
6	61	Y. OKAYA	26.076
7	41	M. GARCIA	26.083
8	77	R. BIJMAN	26.092
9	69	T. ALBERTO	26.132
10	59	A. ZANCA	26.160
11	46	S. DI SORA	26.163
12	53	P. SVOBODA	26.166
13	58	I. IGLESIAS	26.174
14	87	T. KAWAKAMI	26.175
15	80	G. MASTROLUCCA	26.181
16	88	D. MOGEDA	26.198
17	64	H. DE CANCELLIS	26.204
18	60	D. GEIGER	26.206
19	12	H. MAIER	26.220
20	8	B. IERACI	26.249
21	26	M. GENNAI	26.250
22	2	I. GARCIA ABELLA	26.361
23	43	H. KHOURI	26.371
24	91	M. VANNUCCI	26.372
25	14	A. MILLAN	26.402
26	47	F. SEABRIGHT	26.519
27	92	F. FEIGL	26.521
28	35	Y. SAIZ MARQUEZ	26.543
29	23	S. MARKARIAN	26.564
30	93	M. GAGGI	26.662
31	81	I. PERISTERAS	26.677
32	18	I. OFFER	27.185

SEG. 3

1	72	V. STEEMAN	25.967
2	77	R. BIJMAN	26.105
3	28	L. LEHMANN	26.174
4	61	Y. OKAYA	26.194
5	53	P. SVOBODA	26.195
6	87	T. KAWAKAMI	26.230
7	26	M. GENNAI	26.247
8	43	H. KHOURI	26.333
9	59	A. ZANCA	26.333
10	12	H. MAIER	26.386
11	80	G. MASTROLUCCA	26.393
12	91	M. VANNUCCI	26.421
13	88	D. MOGEDA	26.421
14	69	T. ALBERTO	26.437
15	58	I. IGLESIAS	26.442
16	60	D. GEIGER	26.446
17	46	S. DI SORA	26.478
18	27	A. DIAZ	26.488
19	47	F. SEABRIGHT	26.492
20	14	A. MILLAN	26.505
21	85	K. SABATUCCI	26.509
22	41	M. GARCIA	26.541
23	73	J. PEREZ GONZALES	26.561
24	64	H. DE CANCELLIS	26.629
25	35	Y. SAIZ MARQUEZ	26.673
26	2	I. GARCIA ABELLA	26.694
27	92	F. FEIGL	26.812
28	8	B. IERACI	26.837
29	93	M. GAGGI	26.890
30	23	S. MARKARIAN	26.926
31	81	I. PERISTERAS	27.010
32	18	I. OFFER	27.382

SEG. 4

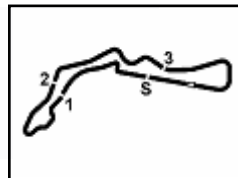
1	28	L. LEHMANN	26.548
2	27	A. DIAZ	26.629
3	58	I. IGLESIAS	26.634
4	26	M. GENNAI	26.642
5	53	P. SVOBODA	26.667
6	14	A. MILLAN	26.694
7	61	Y. OKAYA	26.715
8	77	R. BIJMAN	26.723
9	60	D. GEIGER	26.727
10	85	K. SABATUCCI	26.736
11	80	G. MASTROLUCCA	26.745
12	87	T. KAWAKAMI	26.759
13	72	V. STEEMAN	26.782
14	59	A. ZANCA	26.792
15	41	M. GARCIA	26.807
16	88	D. MOGEDA	26.807
17	69	T. ALBERTO	26.838
18	64	H. DE CANCELLIS	26.863
19	92	F. FEIGL	26.884
20	35	Y. SAIZ MARQUEZ	26.922
21	46	S. DI SORA	26.934
22	2	I. GARCIA ABELLA	26.934
23	47	F. SEABRIGHT	26.947
24	43	H. KHOURI	26.951
25	12	H. MAIER	26.985
26	73	J. PEREZ GONZALES	27.029
27	91	M. VANNUCCI	27.030
28	8	B. IERACI	27.161
29	81	I. PERISTERAS	27.209
30	23	S. MARKARIAN	27.256
31	93	M. GAGGI	27.617
32	18	I. OFFER	27.781

29/07/2022

These data/results cannot be reproduced, stored and/or transmitted in whole or in part by any manner of electronic, mechanical, photocopying, recording, broadcasting or otherwise now known or herein after developed without the previous express consent by the copyright owner, except for reproduction in daily press and regular printed publications on sale to the public within 60 days of the event related to those data/results and always provided that copyright symbol appears together as follows below.

© DORNA WSBK ORGANIZATION Srl 2022





Autodrom Most 4.212 m

Prosecco DOC Czech Round, 29-31 July 2022
Ideal Times Free Practice 2nd Session

No.	Rider	Nat	Bike	Seg. 1	Seg. 2	Seg. 3	Seg. 4	Ideal Time		
				Diff. 1	Diff. 2	Diff. 3	Diff. 4	Best Lap	Pos.	Diff.
1	72 V. STEEMAN	NED	Kawasaki Ninja 400	27.344 +0.133	25.805	25.967	26.782 +0.110	1'45.898 1'46.141	1	0.243
2	28 L. LEHMANN	GER	KTM RC 390 R	27.280 +0.264	25.968 +0.175	26.174	26.548	1'45.970 1'46.409	3	0.439
3	77 R. BIJMAN	NED	Kawasaki Ninja 400	27.365 +0.241	26.092	26.105	26.723	1'46.285 1'46.526	4	0.241
4	61 Y. OKAYA	JPN	Kawasaki Ninja 400	27.367 +0.190	26.076 +0.221	26.194 +0.185	26.715 +0.169	1'46.352 1'47.117	14	0.765
5	53 P. SVOBODA	CZE	Kawasaki Ninja 400	27.353	26.166	26.195	26.667	1'46.381 1'46.381	2	
6	26 M. GENNAI	ITA	Yamaha YZF-R3	27.377	26.250 +0.050	26.247	26.642	1'46.516 1'46.566	5	0.050
7	27 A. DIAZ	ESP	Yamaha YZF-R3	27.403	26.038	26.488 +0.209	26.629	1'46.558 1'46.767	7	0.209
8	85 K. SABATUCCI	ITA	Kawasaki Ninja 400	27.441	25.983	26.509 +0.022	26.736	1'46.669 1'46.691	6	0.022
9	87 T. KAWAKAMI	BRA	Yamaha YZF-R3	27.560	26.175 +0.389	26.230 +0.065	26.759	1'46.724 1'47.178	16	0.454
10	58 I. IGLESIAS	ESP	Kawasaki Ninja 400	27.492 +0.162	26.174 +0.174	26.442 +0.084	26.634	1'46.742 1'47.162	15	0.420
11	59 A. ZANCA	ITA	Kawasaki Ninja 400	27.486	26.160	26.333 +0.019	26.792 +0.017	1'46.771 1'46.807	8	0.036
12	80 G. MASTROLLUCA	ITA	Yamaha YZF-R3	27.484 +0.075	26.181	26.393 +0.379	26.745 +0.289	1'46.803 1'47.546	19	0.743
13	60 D. GEIGER	GER	Kawasaki Ninja 400	27.589	26.206 +0.002	26.446	26.727	1'46.968 1'46.970	9	0.002
14	88 D. MOGEDA	ESP	Kawasaki Ninja 400	27.547	26.198	26.421	26.807	1'46.973 1'46.973	10	
15	69 T. ALBERTO	PHI	Kawasaki Ninja 400	27.570	26.132	26.437	26.838	1'46.977 1'46.977	11	
16	41 M. GARCIA	ESP	Yamaha YZF-R3	27.550	26.083	26.541	26.807 +0.052	1'46.981 1'47.033	12	0.052
17	14 A. MILLAN	ESP	Kawasaki Ninja 400	27.421	26.402 +0.057	26.505 +0.011	26.694	1'47.022 1'47.090	13	0.068
18	46 S. DI SORA	FRA	Kawasaki Ninja 400	27.564 +0.148	26.163 +0.114	26.478 +0.091	26.934	1'47.139 1'47.492	18	0.353
19	64 H. DE CANCELLIS	FRA	Kawasaki Ninja 400	27.445	26.204 +0.070	26.629 +0.080	26.863	1'47.141 1'47.291	17	0.150
20	12 H. MAIER	BRA	Yamaha YZF-R3	27.769 +0.218	26.220 +0.291	26.386 +0.093	26.985	1'47.360 1'47.962	25	0.602
21	91 M. VANNUCCI	ITA	Yamaha YZF-R3	27.545	26.372 +0.039	26.421 +0.112	27.030 +0.124	1'47.368 1'47.643	21	0.275
22	43 H. KHOURI	AUS	Kawasaki Ninja 400	27.784 +0.143	26.371	26.333	26.951	1'47.439 1'47.582	20	0.143
23	73 J. PEREZ GONZALES	ESP	Kawasaki Ninja 400	27.897	25.995 +0.174	26.561	27.029	1'47.482 1'47.656	22	0.174
24	2 I. GARCIA ABELLA	ESP	Yamaha YZF-R3	27.607	26.361 +0.036	26.694 +0.252	26.934 +0.106	1'47.596 1'47.990	26	0.394
25	8 B. IERACI	ITA	Kawasaki Ninja 400	27.510 +0.178	26.249	26.837	27.161 +0.008	1'47.757 1'47.943	24	0.186
26	35 Y. SAIZ MARQUEZ	ESP	Kawasaki Ninja 400	27.685	26.543	26.673	26.922	1'47.823 1'47.823	23	
27	47 F. SEABRIGHT	GBR	Yamaha YZF-R3	27.898 +0.163	26.519	26.492 +0.456	26.947	1'47.856 1'48.475	28	0.619
28	92 F. FEIGL	CZE	Kawasaki Ninja 400	27.771 +0.189	26.521 +0.071	26.812	26.884	1'47.988 1'48.248	27	0.260
29	23 S. MARKARIAN	FRA	Kawasaki Ninja 400	27.732	26.564	26.926	27.256	1'48.478 1'48.478	29	
30	81 I. PERISTERAS	GRE	Yamaha YZF-R3	27.978	26.677	27.010 +0.143	27.209	1'48.874 1'49.017	30	0.143
31	93 M. GAGGI	ITA	Yamaha YZF-R3	28.149	26.662 +0.206	26.890 +0.247	27.617 +0.147	1'49.318 1'49.918	31	0.600
32	18 I. OFFER	GBR	Yamaha YZF-R3	28.411 +0.001	27.185	27.382	27.781	1'50.759 1'50.760	32	0.001
Overall Ideal Time				27.280	25.805	25.967	26.548	1'45.600		

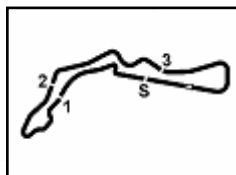
29/07/2022

These data/results cannot be reproduced, stored and/or transmitted in whole or in part by any manner of electronic, mechanical, photocopying, recording, broadcasting or otherwise now known or herein after developed without the previous express consent by the copyright owner, except for reproduction in daily press and regular printed publications on sale to the public within 60 days of the event related to those data/results and always provided that copyright symbol appears together as follows below.

© DORNA WSBK ORGANIZATION Srl 2022

FIGR PERUGIA TIMING





Prosecco DOC Czech Round, 29-31 July 2022
Chronological Analysis Free Practice 2nd Session

1° 72 V. STEEMAN [1'46.141]							
Lap	Seg1	Seg2	Seg3	Seg4	Lap Time	km/h	Local Time
1							14:16'12.942
2	42.335	26.919	26.996	27.342	2'03.592P		14:18'16.534
3	27.825	26.342	26.605	27.090	1'47.862	188,4	14:20'04.396
4	27.691	26.065	26.552	26.960	1'47.268	188,7	14:21'51.664
5	27.615	26.189	26.381	26.994	1'47.179	188,7	14:23'38.843
6	27.620	25.958	26.135	26.860	1'46.573	188,1	14:25'25.416
7	27.671	26.010	26.091	26.923	1'46.695	188,1	14:27'12.111
8	27.666	25.962	26.155	26.861	1'46.644	190,0	14:28'58.755
9	27.458	25.964	33.089	26.913	1'53.424	190,4	14:30'52.179
10	27.529	26.056	26.015	26.929	1'46.529	190,4	14:32'38.708
11	27.477	25.805	25.967	26.892	1'46.141	189,7	14:34'24.849
12	29.416	26.104	39.008	49.585	2'24.113CP	190,4	14:36'48.962
13	10'01.783	34.642	28.392	28.485	11'33.302P		14:48'22.264
14	27.531	26.039	26.274	26.921	1'46.765	188,7	14:50'09.029
15	27.455	25.949	26.158	26.782	1'46.344	190,0	14:51'55.373
16	27.344	25.919	26.299	26.908	1'46.470	191,0	14:53'41.843
17	28.907	26.370	26.721	27.161	1'49.159	189,7	14:55'31.002

9	27.787	26.271	26.395	26.959	1'47.412	191,4	14:30'23.359
10	28.138	26.420	26.653	39.323	2'00.534P	188,4	14:32'23.893
11	13'44.692	28.751	30.330	30.372	15'14.145P		14:47'38.038
12	29.931	26.560	26.665	27.330	1'50.486C	190,7	14:49'28.524
13	27.365	26.140	26.410	26.888	1'46.803	192,4	14:51'15.327
14	28.378	28.079	26.718	27.008	1'50.183	193,4	14:53'05.510
15	27.606	26.092	26.105	26.723	1'46.526	191,0	14:54'52.036

2° 53 P. SVOBODA [1'46.381]							
Lap	Seg1	Seg2	Seg3	Seg4	Lap Time	km/h	Local Time
1							14:14'54.866
2	1'15.520	28.314	27.414	26.987	2'38.235P		14:17'33.101
3	28.116	29.492	26.533	27.028	1'51.169	190,7	14:19'24.270
4	28.704	26.470	26.642	27.272	1'49.088	188,7	14:21'13.358
5	27.657	26.517	26.650	27.200	1'48.024	191,7	14:23'01.382
6	30.173	26.711	26.575	27.031	1'50.490C	190,0	14:24'51.872
7	28.059	26.339	26.475	26.992	1'47.865	188,7	14:26'39.737
8	28.470	32.800	28.459	27.453	1'57.182	191,7	14:28'36.919
9	28.121	26.527	26.544	27.149	1'48.341	192,7	14:30'25.260
10	27.353	26.166	26.195	26.667	1'46.381	195,8	14:32'11.641
11	30.380	26.584	26.744	40.961	2'04.669CP	194,1	14:34'16.310
12	12'22.343	26.576	26.692	27.358	13'42.969P		14:47'59.279
13	27.801	26.242	27.018	38.908	1'59.969P	189,0	14:49'59.248
14	41.428	26.373	26.596	27.182	2'01.579P		14:52'00.827
15	27.702	26.197	26.473	27.037	1'47.409	190,0	14:53'48.236
16	27.649	26.347	26.395	26.893	1'47.284	190,0	14:55'35.520

5° 26 M. GENNAI [1'46.566]							
Lap	Seg1	Seg2	Seg3	Seg4	Lap Time	km/h	Local Time
1							14:17'33.249
2	27.924	26.661	26.844	27.207	1'48.636	194,4	14:19'21.885
3	27.778	26.471	26.508	26.849	1'47.606	191,0	14:21'09.491
4	28.007	26.877	26.646	27.109	1'48.639	195,5	14:22'58.130
5	29.723	31.330	28.561	29.577	1'59.191C	193,1	14:24'57.321
6	28.173	26.494	26.743	27.045	1'48.455	187,1	14:26'45.776
7	27.961	26.250	26.763	28.632	1'49.606	193,1	14:28'35.382
8	27.822	26.380	26.684	27.147	1'48.033	191,4	14:30'23.415
9	27.764	26.427	26.765	27.217	1'48.173	192,0	14:32'11.588
10	31.932	26.786	27.348	43.417	2'09.483CP	188,7	14:34'21.071
11	11'48.196	27.939	30.306	29.908	13'16.349P		14:47'37.420
12	28.189	29.178	26.709	27.372	1'51.448	189,7	14:49'28.868
13	27.377	26.300	26.247	26.642	1'46.566	199,8	14:51'15.434
14	27.791	26.669	26.636	27.329	1'48.425	195,1	14:53'03.859
15	27.839	26.312	26.650	27.152	1'47.953	190,4	14:54'51.812

3° 28 L. LEHMANN [1'46.409]							
Lap	Seg1	Seg2	Seg3	Seg4	Lap Time	km/h	Local Time
1		28.988	27.225	27.647			14:17'28.886
2	28.128	26.547	26.949	27.517	1'49.141	188,4	14:19'18.027
3	27.822	26.096	26.880	27.214	1'48.012	189,7	14:21'06.039
4	27.869	26.123	26.622	27.046	1'47.660	187,7	14:22'53.699
5	27.577	25.968	26.407	26.891	1'46.843	192,0	14:24'40.542
6	27.952	26.175	26.777	27.282	1'48.186C	191,0	14:26'28.728
7	32.205	26.345	27.360	27.188	1'53.098C	187,1	14:28'21.826
8	27.623	25.997	26.488	26.705	1'46.813	194,4	14:30'08.639
9	27.544	26.143	26.174	26.548	1'46.409	195,8	14:31'55.048
10	27.280	26.179	26.486	27.336	1'47.281	200,1	14:33'42.329

6° 85 K. SABATUCCI [1'46.691]							
Lap	Seg1	Seg2	Seg3	Seg4	Lap Time	km/h	Local Time
1							14:17'03.312
2	27.711	26.284	27.022	27.191	1'48.208	198,7	14:18'51.520
3	27.842	26.285	26.714	27.113	1'47.954	190,0	14:20'39.474
4	28.599	27.330	29.130	45.879	2'10.938P	194,8	14:22'50.412
5	2'19.873	26.402	26.688	27.216	3'40.179P		14:26'30.591
6	27.826	26.340	26.678	27.034	1'47.878C	196,5	14:28'18.469
7	27.685	26.803	26.692	27.044	1'48.224	194,1	14:30'06.693
8	27.779	26.443	26.789	27.164	1'48.175	190,4	14:31'54.868
9	27.793	26.364	26.663	27.272	1'48.092	192,4	14:33'42.960
10	35.393	28.121	28.228	53.124	2'24.866CP	193,4	14:36'07.826
11	9'22.653	28.167	30.657	33.092	10'54.569P		14:47'02.395
12	27.667	26.171	26.647	31.202	1'51.687	191,7	14:48'54.082
13	27.555	26.127	26.509	27.049	1'47.240	191,7	14:50'41.322
14	35.243	28.901	27.507	28.800	2'00.451C	189,7	14:52'41.773
15	27.441	25.983	26.531	26.736	1'46.691	196,5	14:54'28.464

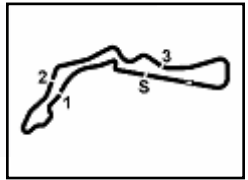
4° 77 R. BIJMAN [1'46.526]							
Lap	Seg1	Seg2	Seg3	Seg4	Lap Time	km/h	Local Time
1							14:15'16.540
2	54.008	28.358	27.679	27.209	2'17.254P		14:17'33.794
3	27.613	29.076	26.560	27.491	1'50.740	193,1	14:19'24.534
4	28.216	26.488	26.521	27.017	1'48.242	194,4	14:21'12.776
5	27.847	26.408	27.104	29.113	1'50.472	187,1	14:23'03.248
6	30.085	27.204	28.177	28.852	1'54.318	192,7	14:24'57.566
7	27.865	26.328	26.542	26.976	1'47.711	191,7	14:26'45.277
8	28.129	26.388	26.744	29.409	1'50.670C	189,0	14:28'35.947

7° 27 A. DIAZ [1'46.767]							
Lap	Seg1	Seg2	Seg3	Seg4	Lap Time	km/h	Local Time
1							14:17'35.516
2	27.443	26.338	26.501	26.739	1'47.021	199,1	14:19'22.537
3	27.508	26.264	26.506	26.773	1'47.051	197,3	14:21'09.588
4	27.788	28.112	28.011	29.401	1'53.312	199,1	14:23'02.900
5	31.970	27.054	27.608	28.720	1'55.352C	191,7	14:24'58.252
6	27.607	26.518	26.971	28.511	1'49.607	197,3	14:26'47.859
7	27.703	26.257	26.689	27.524	1'48.173	192,7	14:28'36.032
8	28.692	26.317	26.726	28.431	1'50.166	196,9	14:30'26.198
9	27.865	26.476	26.639	27.103	1'48.083	194,1	14:32'14.281
10	27.599	26.494	28.283	43.050	2'05.426P	194,4	14:34'19.707
11	12'23.156	37.332	29.320	41.846	14'11.654P		14:48'31.361
12	1'02.739	26.314	26.536	26.992	2'22.581P		14:50'53.942
13	27.546	26.220	26.488	27.275	1'47.529C	192,0	14:52'41.471
14	27.403	26.038	26.697	26.629	1'46.767	193,1	14:54'28.238

29/07/2022 P = Pits In/Out - C = Lap Time Cancelled

These data/results cannot be reproduced, stored and/or transmitted in whole or in part by any manner of electronic, mechanical, photocopying, recording, broadcasting or otherwise now known or herein after developed without the previous express consent by the copyright owner, except for reproduction in daily press and regular printed publications on sale to the public within 60 days of the event related to those data/results and always provided that copyright symbol appears together as follows below.

© DORNA WSBK ORGANIZATION Srl 2022



Autodrom Most 4.212 m

Prosecco DOC Czech Round, 29-31 July 2022
Chronological Analysis Free Practice 2nd Session

2 / 5

8° 59 A. ZANCA [1'46.807]							
Lap	Seg1	Seg2	Seg3	Seg4	Lap Time	km/h	Local Time
1		34.923	28.043	27.525			14:17'34.264
2	27.862	26.748	26.754	27.086	1'48.450	193,7	14:19'22.714
3	27.562	26.412	26.714	26.942	1'47.630	199,4	14:21'10.344
4	27.615	26.664	28.303	30.811	1'53.393	196,5	14:23'03.737
5	29.699	28.596	27.652	28.112	1'54.059	197,6	14:24'57.796
6	27.872	26.522	26.719	26.814	1'47.927	192,0	14:26'45.723
7	29.961	26.414	26.687	27.771	1'50.833	192,7	14:28'36.556
8	28.260	26.340	26.774	26.944	1'48.318	197,6	14:30'24.874
9	27.732	26.330	26.372	26.792	1'47.226	193,7	14:32'12.100
10	28.662	29.887	27.154	42.284	2'07.987P	198,7	14:34'20.087
11	11'54.358	26.820	27.187	29.696	13'18.061P		14:47'38.148
12	27.899	29.407	26.652	27.474	1'51.432	192,0	14:49'29.580
13	27.486	26.160	26.352	26.809	1'46.807	194,4	14:51'16.387
14	27.701	27.795	26.828	27.274	1'49.598	195,5	14:53'05.985
15	27.694	26.362	26.333	26.961	1'47.350	194,1	14:54'53.335

9° 60 D. GEIGER [1'46.970]							
Lap	Seg1	Seg2	Seg3	Seg4	Lap Time	km/h	Local Time
1		28.801	27.537	27.531			14:17'29.165
2	27.907	26.586	27.010	27.472	1'48.975	197,3	14:19'18.140
3	27.779	26.512	26.836	26.968	1'48.095	195,5	14:21'06.235
4	27.763	27.213	27.063	26.861	1'48.900	195,8	14:22'55.135
5	27.589	26.294	26.609	27.075	1'47.567	198,3	14:24'42.702
6	27.819	26.206	26.530	26.798	1'47.353	191,7	14:26'30.055
7	1'43.240	30.565	29.879	43.006	3'26.690P	196,5	14:29'56.745
8	16'14.790	27.392	29.592	30.626	17'42.400P		14:47'39.145
9	27.637	26.630	26.813	27.274	1'48.354	194,1	14:49'27.499
10	27.733	26.424	26.601	26.990	1'47.748	190,4	14:51'15.247
11	27.995	31.133	27.302	27.174	1'53.604	190,4	14:53'08.851
12	27.589	26.208	26.446	26.727	1'46.970	194,4	14:54'55.821

10° 88 D. MOGEDA [1'46.973]							
Lap	Seg1	Seg2	Seg3	Seg4	Lap Time	km/h	Local Time
1		27.483	27.698	28.136			14:17'03.781
2	28.183	29.731	27.259	27.403	1'52.576	194,4	14:18'56.357
3	27.858	26.456	26.838	27.023	1'48.175	193,7	14:20'44.532
4	33.016	28.359	27.231	27.532	1'56.138C	188,7	14:22'40.670
5	28.050	30.774	27.444	45.436	2'11.704P	187,4	14:24'52.374
6	2'19.245	26.920	31.207	27.454	3'44.826P		14:28'37.200
7	28.044	26.522	26.593	28.301	1'49.460	196,5	14:30'26.660
8	27.779	26.261	26.749	27.048	1'47.837	197,3	14:32'14.497
9	28.004	28.688	27.382	29.205	1'53.279	197,3	14:34'07.776
10	27.745	26.499	27.366	48.365	2'09.975CP	192,4	14:36'17.751
11	9'59.937	26.496	26.802	28.979	11'22.214P		14:47'39.965
12	27.568	26.466	26.481	27.056	1'47.571	195,8	14:49'27.536
13	30.736	26.384	26.650	27.070	1'50.840C	188,1	14:51'18.376
14	27.736	26.474	26.546	26.920	1'47.676	190,7	14:53'06.052
15	27.547	26.198	26.421	26.807	1'46.973	195,1	14:54'53.025

11° 69 T. ALBERTO [1'46.977]							
Lap	Seg1	Seg2	Seg3	Seg4	Lap Time	km/h	Local Time
1		29.254	27.263	27.411			14:17'29.621
2	28.031	27.004	27.370	27.069	1'49.474	198,3	14:19'19.095
3	28.803	26.471	27.250	27.317	1'49.841	195,5	14:21'08.936
4	27.693	26.584	26.867	27.164	1'48.308	191,4	14:22'57.244
5	27.762	26.363	26.775	27.018	1'47.918	193,1	14:24'45.162
6	27.797	26.324	27.168	27.011	1'48.300	191,4	14:26'33.462
7	27.612	26.589	26.915	27.200	1'48.316	195,1	14:28'21.778
8	27.740	26.459	27.058	26.997	1'48.254	192,4	14:30'10.032
9	27.574	26.193	26.715	27.335	1'47.817	199,8	14:31'57.849
10	27.669	27.155	26.599	27.127	1'48.550	193,1	14:33'46.399

11	33.096	27.188	28.115	51.119	2'19.518CP	193,1	14:36'05.917
12	9'53.267	27.912	28.288	27.594	11'17.061P		14:47'22.978
13	27.716	26.479	26.895	27.028	1'48.118C	188,7	14:49'11.096
14	27.570	26.132	26.437	26.838	1'46.977	194,8	14:50'58.073
15	28.089	26.476	26.548	27.054	1'48.167	197,3	14:52'46.240
16	27.593	26.429	26.773	27.192	1'47.987	191,4	14:54'34.227

12° 41 M. GARCIA [1'47.033]							
Lap	Seg1	Seg2	Seg3	Seg4	Lap Time	km/h	Local Time
1		27.547	26.945	31.549			14:17'02.568
2	27.855	26.773	26.920	27.396	1'48.944	191,0	14:18'51.512
3	27.729	26.247	26.595	27.190	1'47.761	192,0	14:20'39.273
4	38.059	29.444	30.462	35.204	2'13.169C	189,4	14:22'52.442
5	27.763	26.646	26.672	27.175	1'48.256	191,7	14:24'40.698
6	27.968	26.322	26.796	27.007	1'48.093	195,5	14:26'28.791
7	27.912	26.147	26.637	27.201	1'47.897	190,0	14:28'16.688
8	27.919	26.330	26.658	27.213	1'48.120	190,0	14:30'04.808
9	27.880	26.447	26.768	26.922	1'48.017	190,7	14:31'52.825
10	38.738	27.229	26.668	27.198	1'59.833C	193,1	14:33'52.658
11	27.710	26.417	28.293	1'01.770	2'24.190CP	194,4	14:36'16.848
12	9'45.485	26.518	26.790	27.737	11'06.530P		14:47'23.378
13	27.627	26.248	26.595	26.963	1'47.433C	193,7	14:49'10.811
14	27.550	26.083	26.541	26.859	1'47.033	190,4	14:50'57.844
15	29.005	30.007	29.221	33.863	2'02.096	192,0	14:52'59.940
16	27.601	26.150	26.628	26.807	1'47.186	195,1	14:54'47.126

13° 14 A. MILLAN [1'47.090]							
Lap	Seg1	Seg2	Seg3	Seg4	Lap Time	km/h	Local Time
1		28.160	27.983	28.010			14:17'35.261
2	27.905	26.464	26.505	26.797	1'47.671	194,1	14:19'22.932
3	27.421	26.459	26.516	26.694	1'47.090	197,6	14:21'10.022
4	27.611	28.635	28.228	28.937	1'53.411	195,8	14:23'03.433
5	29.716	27.122	28.308	29.385	1'54.531	195,5	14:24'57.964
6	28.013	26.647	27.028	43.224	2'04.912P	195,8	14:27'02.876
7	5'59.726	27.051	27.284	28.166	7'22.227P		14:34'25.103
8	30.122	26.371	32.582	50.197	2'19.272CP	194,1	14:36'44.375
9	10'00.104	27.659	27.521	27.470	11'22.754P		14:48'07.129
10	29.124	26.402	26.973	27.348	1'49.847	185,8	14:49'56.976
11	27.964	26.476	26.866	27.361	1'48.667	186,5	14:51'45.643
12	31.382	28.059	28.739	28.334	1'56.514C	187,4	14:53'42.157
13	28.645	26.759	26.718	27.020	1'49.142	191,7	14:55'31.299

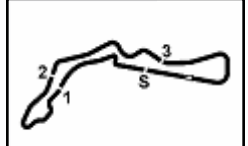
14° 61 Y. OKAYA [1'47.117]							
Lap	Seg1	Seg2	Seg3	Seg4	Lap Time	km/h	Local Time
1							14:15'12.401
2	56.694	27.708	27.361	27.551	2'19.314P		14:17'31.715
3	27.988	26.461	26.335	26.715	1'47.499	189,4	14:19'19.214
4	27.547	26.158	26.564	26.908	1'47.177C	194,8	14:21'06.391
5	27.637	26.539	26.593	26.822	1'47.591	197,3	14:22'53.982
6	27.367	26.207	27.057	26.823	1'47.454	196,5	14:24'41.436
7	27.594	30.976	49.080	51.759	2'39.409P	190,0	14:27'20.845
8	3'18.389	26.643	26.711	26.946	4'38.689P		14:31'59.534
9	27.557	26.297	26.379	26.884	1'47.117	191,7	14:33'46.651
10	32.416	26.647	26.674	46.066	2'11.803CP	196,2	14:35'58.454
11	9'58.594	26.807	26.748	27.023	11'19.172P		14:47'17.626
12	27.848	26.251	26.714	26.923	1'47.736	187,7	14:49'05.362
13	27.687	26.226	26.363	26.884	1'47.160	188,4	14:50'52.522
14	27.494	26.076	26.194	27.133	1'46.897C	190,4	14:52'39.419
15	27.521	26.233	27.012	26.752	1'47.518	194,4	14:54'26.937

15° 58 I. IGLESIAS [1'47.162]							
Lap	Seg1	Seg2	Seg3	Seg4	Lap Time	km/h	Local Time

29/07/2022 P = Pits In/Out - C = Lap Time Cancelled

These data/results cannot be reproduced, stored and/or transmitted in whole or in part by any manner of electronic, mechanical, photocopying, recording, broadcasting or otherwise now known or herein after developed without the previous express consent by the copyright owner, except for reproduction in daily press and regular printed publications on sale to the public within 60 days of the event related to those data/results and always provided that copyright symbol appears together as follows below.

© DORNA WSBK ORGANIZATION Srl 2022



Autodrom Most 4.212 m

3 / 5
Prosecco DOC Czech Round, 29-31 July 2022
Chronological Analysis Free Practice 2nd Session

1		28.273	26.866	29.807		14:17'34.868								
2	27.712	26.451	26.442	26.989	1'47.594	193,7	14:19'22.462							
3	27.654	26.348	26.526	26.634	1'47.162	192,0	14:21'09.624							
4	27.598	28.827	27.755	29.568	1'53.748	192,7	14:23'03.372							
5	29.579	26.831	27.805	45.387	2'09.602P	195,1	14:25'12.974							
6	3'28.561	30.680	27.006	28.815	4'55.062P		14:30'08.036							
7	27.642	26.174	26.468	27.041	1'47.325	194,4	14:31'55.361							
8	27.492	26.273	26.600	27.184	1'47.549	196,5	14:33'42.910							

19° 80 G. MASTROLUCA [1'47.546]												
Lap	Seg.1	Seg.2	Seg.3	Seg.4	Lap Time	km/h	Local Time					
1			30.069	27.567	27.294					14:17'30.304		
2	27.724	26.822	27.255	27.073	1'48.874	190,7	14:19'19.178					
3	29.947	26.532	26.735	26.953	1'50.167C	197,3	14:21'09.345					
4	27.798	26.283	26.689	27.301	1'48.071	192,0	14:22'57.416					
5	27.713	26.429	26.393	27.228	1'47.763	194,8	14:24'45.179					
6	27.853	26.652	26.838	27.232	1'48.575	190,0	14:26'33.754					
7	27.516	26.479	26.648	27.848	1'48.491	194,1	14:28'22.245					
8	27.754	26.258	26.839	26.745	1'47.596	193,7	14:30'09.841					
9	27.559	26.181	26.772	27.034	1'47.546	196,9	14:31'57.387					
10	28.087	29.127	26.601	26.949	1'50.764	193,1	14:33'48.151					
11	27.484	31.590	28.059	59.358	2'26.491CP	201,3	14:36'14.642					
12	9'50.200	26.648	27.085	27.105	1'11.038P		14:47'25.680					
13	27.937	26.384	26.696	27.039	1'48.056	188,1	14:49'13.736					
14	27.758	26.397	26.670	27.074	1'47.899	189,7	14:51'01.635					
15	27.706	26.384	29.195	48.469	2'11.754P	190,4	14:53'13.389					

16° 87 T. KAWAKAMI [1'47.178]							
Lap	Seg.1	Seg.2	Seg.3	Seg.4	Lap Time	km/h	Local Time
1		27.080	27.227	31.121			14:16'58.918
2	28.060	26.500	26.652	27.376	1'48.588	188,7	14:18'47.506
3	32.176	26.872	26.921	27.359	1'53.328C	190,4	14:20'40.834
4	36.326	27.766	30.073	34.111	2'08.276C	193,1	14:22'49.110
5	28.309	27.024	27.816	27.756	1'50.905	189,4	14:24'40.015
6	28.577	26.263	26.771	27.413	1'49.024C	183,6	14:26'29.039
7	27.913	26.175	26.745	27.095	1'47.928	195,8	14:28'16.967
8	29.538	28.130	27.639	26.815	1'52.122C	192,0	14:30'09.089
9	27.770	26.263	26.230	27.014	1'47.277	194,4	14:31'56.366
10	28.079	30.523	26.503	26.949	1'52.054	193,1	14:33'48.420
11	28.028	26.761	27.619	48.583	2'10.991CP	198,7	14:35'59.411
12	10'05.865	31.646	28.955	32.848	11'39.314P		14:47'38.725
13	28.069	27.492	26.534	27.880	1'49.975	191,4	14:49'28.700
14	27.560	26.564	26.295	26.759	1'47.178	196,9	14:51'15.878
15	27.841	29.061	26.613	26.961	1'50.476	195,1	14:53'06.354
16	27.896	26.616	26.398	27.108	1'48.018	196,5	14:54'54.372

20° 43 H. KHOURI [1'47.582]							
Lap	Seg.1	Seg.2	Seg.3	Seg.4	Lap Time	km/h	Local Time
1			27.472	27.657	28.189		14:17'03.709
2	28.206	29.681	27.136	27.620	1'52.643	193,4	14:18'56.352
3	28.645	27.042	26.778	27.635	1'50.100	189,0	14:20'46.452
4	28.089	26.463	27.437	27.729	1'49.718	189,4	14:22'36.170
5	35.498	27.502	27.390	41.886	2'12.276CP	184,3	14:24'48.446
6	2'20.247	27.168	26.969	27.678	3'42.062P		14:28'30.508
7	28.240	26.554	26.981	27.601	1'49.376	184,3	14:30'19.884
8	28.331	26.775	26.869	27.429	1'49.404	186,1	14:32'09.288
9	34.727	27.101	27.317	28.888	1'58.033C	187,7	14:34'07.321
10	28.115	26.503	27.273	43.170	2'05.061CP	187,1	14:36'12.382
11	10'04.607	26.839	27.068	28.715	11'27.229P		14:47'39.611
12	27.784	26.453	26.480	27.219	1'47.936	192,7	14:49'27.547
13	27.871	26.426	26.462	27.151	1'47.910	187,4	14:51'15.457
14	28.313	27.047	26.437	27.176	1'48.973	191,7	14:53'04.430
15	27.927	26.371	26.333	26.951	1'47.582	189,7	14:54'52.012

17° 64 H. DE CANCELLIS [1'47.291]							
Lap	Seg.1	Seg.2	Seg.3	Seg.4	Lap Time	km/h	Local Time
1							14:14'55.272
2	1'10.250	28.981	27.487	27.448	2'34.166P		14:17'29.438
3	28.031	26.668	27.083	27.133	1'48.915	197,3	14:19'18.353
4	27.959	26.478	26.914	26.679	1'48.230	196,9	14:21'06.583
5	27.980	26.500	26.788	27.063	1'48.331	197,3	14:22'54.914
6	27.935	26.417	26.629	26.884	1'47.865	193,7	14:24'42.779
7	27.998	27.252	27.487	27.307	1'50.044	194,8	14:26'32.823
8	27.944	26.504	27.955	27.120	1'49.523	192,0	14:28'22.346
9	27.445	26.274	26.709	26.863	1'47.291	199,1	14:30'09.637
10	30.764	26.761	26.682	27.209	1'51.416C	195,5	14:32'01.053
11	27.682	26.574	26.914	27.331	1'48.501	195,1	14:33'49.554
12	29.766	27.222	29.072	52.520	2'18.580CP	195,5	14:36'08.134
13	9'16.322	32.554	30.852	29.988	10'49.716P		14:46'57.850
14	28.119	26.583	28.561	31.144	1'54.407	187,7	14:48'52.257
15	27.751	26.620	27.314	41.111	2'02.796P	195,8	14:50'55.053
16	43.000	29.905	32.379	27.410	2'12.694P		14:53'07.747
17	27.517	26.204	26.874	27.134	1'47.729	194,1	14:54'55.476

21° 91 M. VANNUCCI [1'47.643]							
Lap	Seg.1	Seg.2	Seg.3	Seg.4	Lap Time	km/h	Local Time
1			29.404	27.448	27.586		14:17'29.274
2	28.221	26.826	26.589	27.254	1'48.890	197,6	14:19'18.164
3	27.780	26.568	26.628	27.180	1'48.156	194,4	14:21'06.320
4	27.586	26.536	26.421	27.047	1'47.590C	198,3	14:22'53.910
5	27.635	26.372	26.743	27.068	1'47.818	196,5	14:24'41.728
6	27.613	26.577	26.762	27.057	1'48.009	193,7	14:26'29.737
7	27.599	26.398	26.577	26.960	1'47.534C	194,4	14:28'17.271
8	27.580	26.454	26.736	27.091	1'47.861	196,5	14:30'05.132
9	27.545	26.411	26.533	27.154	1'47.643	194,4	14:31'52.775
10	28.908	29.046	27.412	27.346	1'52.712	190,4	14:33'45.487
11	29.004	28.858	28.512	51.619	2'17.993CP	196,9	14:36'03.480
12	9'12.845	31.827	30.785	30.672	10'46.129P		14:46'49.609
13	28.756	27.393	27.259	32.169	1'55.577	187,1	14:48'45.186
14	38.070	26.908	26.931	27.214	1'59.123C	165,8	14:50'44.309
15	31.052	27.423	27.589	28.569	1'54.633C	192,4	14:52'38.942
16	27.636	26.494	26.737	27.030	1'47.897	191,4	14:54'26.839

18° 46 S. DI SORA [1'47.492]							
Lap	Seg.1	Seg.2	Seg.3	Seg.4	Lap Time	km/h	Local Time
1		27.309	27.192	30.804			14:16'58.348
2	27.919	26.476	26.673	27.272	1'48.340	189,0	14:18'46.688
3	27.712	26.277	26.569	26.934	1'47.492	191,4	14:20'34.180
4	32.482	26.508	26.834	27.245	1'53.069C	189,4	14:22'27.249
5	27.813	26.163	26.649	27.015	1'47.640	190,0	14:24'14.889
6	27.838	26.402	26.646	41.315	2'02.201P	189,0	14:26'17.090
7	3'08.064	27.190	34.291	27.190	4'36.735P		14:30'53.825
8	27.726	26.278	26.478	27.091	1'47.573	193,1	14:32'41.398
9	27.870	26.307	26.867	27.248	1'48.292	192,7	14:34'29.690
10	27.766	27.209	33.955	45.874	2'14.804CP	193,4	14:36'44.494
11	8'40.946	30.110	30.099	34.018	10'15.173P		14:46'59.667
12	27.836	26.767	27.566	28.883	1'51.052	198,3	14:48'50.719
13	32.715	27.123	27.041	26.971	1'53.850C	193,4	14:50'44.569

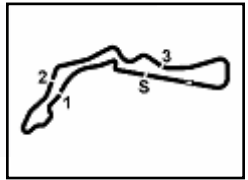
22° 73 J. PEREZ GONZALES [1'47.656]							
Lap	Seg.1	Seg.2	Seg.3	Seg.4	Lap Time	km/h	Local Time
1			27.053	27.367	27.859		14:16'52.799
2	28.026	26.590	26.811	27.376	1'48.803	186,5	14:18'41.602

29/07/2022 P = Pits In/Out - C = Lap Time Cancelled

These data/results cannot be reproduced, stored and/or transmitted in whole or in part by any manner of electronic, mechanical, photocopying, recording, broadcasting or otherwise now known or herein after developed without the previous express consent by the copyright owner, except for reproduction in daily press and regular printed publications on sale to the public within 60 days of the event related to those data/results and always provided that copyright symbol appears together as follows below.

© DORNA WSBK ORGANIZATION Srl 2022





Autodrom Most 4.212 m

Prosecco DOC Czech Round, 29-31 July 2022
Chronological Analysis Free Practice 2nd Session

4 / 5

3	30.129	26.755	26.940	48.525	2'12.349CP	188,1	14:20'53.951	2	28.578	27.573	27.005	27.755	1'50.911	195,8	14:18'54.014
4	3'36.270	26.704	27.094	27.340	4'57.408P		14:25'51.359	3	28.659	26.817	27.299	27.717	1'50.492	189,7	14:20'44.506
5	28.056	26.327	26.749	27.131	1'48.263	185,5	14:27'39.622	4	29.003	29.777	29.979	35.764	2'04.523	188,7	14:22'49.029
6	27.981	25.995	26.642	27.219	1'47.837	184,9	14:29'27.459	5	28.788	27.495	27.528	27.766	1'51.577	186,5	14:24'40.606
7	27.897	26.169	26.561	27.029	1'47.656	187,1	14:31'15.115	6	28.219	26.962	27.068	27.142	1'49.391	190,4	14:26'29.997
8	28.089				3'24.852P	189,4	14:34'39.967	7	28.354	26.563	26.694	27.006	1'48.617	194,8	14:28'18.614

23° 35 Y. SAIZ MARQUEZ [1'47.823]

Lap	Seg1	Seg2	Seg3	Seg4	Lap Time	km/h	Local Time
1		27.174	27.619	27.943			14:16'54.775
2	27.993	26.745	26.816	27.583	1'49.137	186,8	14:18'43.912
3	29.096	27.019	26.946	27.587	1'50.648C	188,1	14:20'34.560
4	32.596	27.055	26.904	27.443	1'53.998C	190,4	14:22'28.558
5	28.088	26.547	26.725	27.362	1'48.722	187,7	14:24'17.280
6	30.138	27.516	27.918	41.002	2'06.574P	187,1	14:26'23.854
7	4'14.966	26.726	26.676	27.330	5'35.698P		14:31'59.552
8	28.022	26.607	26.747	27.102	1'48.478	193,1	14:33'48.030
9	27.929	28.038	28.592	43.924	2'08.483CP	196,5	14:35'56.513
10	9'29.287	30.075	30.051	33.523	11'02.936P		14:46'59.449
11	27.974	27.621	27.587	29.158	1'52.340	195,5	14:48'51.789
12	28.029	26.807	27.483	27.400	1'49.719	190,7	14:50'41.508
13	33.726	27.913	27.528	29.710	1'58.877C	194,4	14:52'40.385
14	27.685	26.543	26.673	26.922	1'47.823	194,8	14:54'28.208

24° 8 B. IERACI [1'47.943]

Lap	Seg1	Seg2	Seg3	Seg4	Lap Time	km/h	Local Time
1		28.042	28.263	29.815			14:17'05.311
2	28.127	26.804	27.309	27.497	1'49.737	190,7	14:18'55.048
3	27.838	27.021	27.273	29.816	1'51.948	193,1	14:20'46.996
4	28.104	27.259	30.264	50.046	2'15.673P	195,5	14:23'02.669
5	2'11.382	27.111	27.669	27.803	3'33.965P		14:26'36.634
6	28.154	31.203	29.269	29.350	1'57.976	191,4	14:28'34.610
7	28.295	26.747	27.207	27.161	1'49.410	188,1	14:30'24.020
8	27.688	26.249	26.837	27.169	1'47.943	194,1	14:32'11.963
9	31.465	26.822	28.004	44.838	2'11.129CP	193,7	14:34'23.092
10	10'53.889	32.040	34.626	36.589	12'37.144P		14:47'00.236
11	27.784	26.781	27.602	29.424	1'51.591	196,9	14:48'51.827
12	27.779	27.757	27.887	30.035	1'53.458	193,7	14:50'45.285
13	27.510	37.693	28.394	28.033	2'01.630	199,1	14:52'46.915
14	27.960	26.502	27.142	27.279	1'48.883	192,4	14:54'35.798

25° 12 H. MAIER [1'47.962]

Lap	Seg1	Seg2	Seg3	Seg4	Lap Time	km/h	Local Time
1		27.988	27.186	30.873			14:17'02.906
2	28.168	26.644	26.753	27.274	1'48.839	190,0	14:18'51.745
3	28.080	26.834	26.908	33.005	1'54.827	192,7	14:20'46.572
4	32.571	27.929	29.602	35.847	2'05.949C	190,4	14:22'52.521
5	27.986	26.656	26.626	27.135	1'48.403	189,7	14:24'40.924
6	28.228	27.049	26.747	27.016	1'49.400	193,4	14:26'29.964
7	38.106	28.878	27.760	31.689	2'06.433	191,0	14:28'36.397
8	28.780	26.691	26.569	28.111	1'50.151	192,0	14:30'26.548
9	27.987	26.511	26.479	26.985	1'47.962	192,0	14:32'14.510
10	27.903	26.532	26.740	46.340	2'07.515P	196,2	14:34'22.025
11	11'40.510	26.663	26.649	27.660	13'01.482P		14:47'23.507
12	27.769	26.329	26.519	26.868	1'47.485C	195,1	14:49'10.992
13	27.782	26.425	26.386	26.947	1'47.540C	192,7	14:50'58.532
14	28.377	29.507	28.999	34.210	2'01.093	192,7	14:52'59.625
15	28.245	26.220	26.441	27.218	1'48.124	185,8	14:54'47.749

26° 2 I. GARCIA ABELLA [1'47.990]

Lap	Seg1	Seg2	Seg3	Seg4	Lap Time	km/h	Local Time
1		27.973	27.707	30.649			14:17'03.103

27° 92 F. FEIGL [1'48.248]

Lap	Seg1	Seg2	Seg3	Seg4	Lap Time	km/h	Local Time
1		27.028	27.580	28.332			14:17'04.170
2	28.174	29.614	27.224	27.343	1'52.355	193,4	14:18'56.525
3	28.105	26.521	26.898	27.554	1'49.078	195,8	14:20'45.603
4	33.065	27.751	27.387	27.301	1'55.504C	189,0	14:22'41.107
5	27.987	27.160	31.029	43.697	2'09.873P	190,0	14:24'50.980
6	3'43.045	29.577	29.347	28.129	5'10.098P		14:30'01.078
7	28.641	27.864	28.714	27.100	1'52.319	185,8	14:31'53.397
8	28.001	29.136	27.202	27.641	1'51.980	193,1	14:33'45.377
9	28.122	30.658	28.273	48.647	2'15.700CP	190,0	14:36'01.077
10	9'24.938	29.984	30.073	32.872	10'57.867P		14:46'58.944
11	27.993	28.357	27.430	29.801	1'53.581	190,4	14:48'52.525
12	27.771	26.760	27.739	27.134	1'49.404	194,8	14:50'41.929
13	33.916	27.609	27.364	28.190	1'57.079C	192,0	14:52'39.008
14	27.960	26.592	26.812	26.884	1'48.248	188,4	14:54'27.256

28° 47 F. SEABRIGHT [1'48.475]

Lap	Seg1	Seg2	Seg3	Seg4	Lap Time	km/h	Local Time
1		27.512	27.411	28.462			14:17'05.514
2	28.421	27.014	26.859	27.322	1'49.616	190,4	14:18'55.130
3	28.001	27.192	27.347	27.142	1'49.682	195,1	14:20'44.812
4	28.460	27.010	28.333	27.609	1'51.412	189,0	14:22'36.224
5	30.097	31.033	27.754	43.259	2'12.143P	187,1	14:24'48.367
6	3'48.930	37.178	28.066	27.320	5'21.494P		14:30'09.861
7	28.244	26.778	26.794	27.234	1'49.050	195,1	14:31'58.911
8	27.898	27.036	26.492	27.148	1'48.574	190,7	14:33'47.485
9	28.131	26.884	27.148	43.102	2'05.265CP	195,1	14:35'52.750
10	9'32.505	29.343	30.305	34.310	11'06.463P		14:46'59.213
11	28.091	27.104	27.439	28.908	1'51.542	190,0	14:48'50.755
12	28.412	28.754	27.484	27.386	1'52.036	189,4	14:50'42.791
13	32.751	27.691	27.269	29.407	1'57.118C	187,4	14:52'39.909
14	28.061	26.519	26.948	26.947	1'48.475	192,0	14:54'28.384

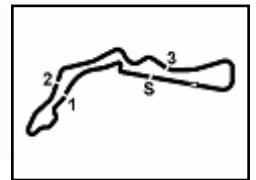
29° 23 S. MARKARIAN [1'48.478]

Lap	Seg1	Seg2	Seg3	Seg4	Lap Time	km/h	Local Time
1		27.518	27.175	30.178			14:17'01.554
2	28.625	26.996	27.563	27.279	1'50.463	188,7	14:18'52.017
3	27.732	26.564	26.926	27.256	1'48.478	196,2	14:20'40.495
4	28.064	26.740	27.093	27.577	1'49.474	193,1	14:22'29.969
5	28.218	26.757	27.480	43.003	2'05.458P	191,0	14:24'35.427
6	4'31.211	27.083	27.439	27.626	5'53.359P		14:30'28.786
7	28.214	26.847	27.288	40.748	2'03.097P	193,7	14:32'31.883
8	13'31.300	28.147	27.519	27.314	14'54.280P		14:47'26.163
9	27.918	26.593	26.930	27.261	1'48.702	195,1	14:49'14.865
10	27.973	26.577	27.285	27.396	1'49.231	194,1	14:51'04.096
11	28.044	26.792	27.711	31.341	1'53.888	191,4	14:52'57.984

29/07/2022 P = Pits In/Out - C = Lap Time Cancelled

These data/results cannot be reproduced, stored and/or transmitted in whole or in part by any manner of electronic, mechanical, photocopying, recording, broadcasting or otherwise now known or herein after developed without the previous express consent by the copyright owner, except for reproduction in daily press and regular printed publications on sale to the public within 60 days of the event related to those data/results and always provided that copyright symbol appears together as follows below.

© DORNA WSBK ORGANIZATION Srl 2022



Prosecco DOC Czech Round, 29–31 July 2022
Chronological Analysis Free Practice 2nd Session

12 28.136 26.766 27.305 27.372 1'49.579 190,4 14:54'47.563

30° 81 I. PERISTERAS [1'49.017]							
Lap	Seg.1	Seg.2	Seg.3	Seg.4	Lap Time	km/h	Local Time
1		27.604	29.176	31.425			14:17'03.239
2	28.359	27.532	27.367	27.799	1'51.057	197,6	14:18'54.296
3	28.481	26.942	27.641	28.183	1'51.247	193,1	14:20'45.543
4	28.210	26.963	27.520	28.800	1'51.493	191,7	14:22'37.036
5	29.974	30.812	28.038	48.634	2'17.458P	189,4	14:24'54.494
6	1'53.708	33.094	28.507	28.026	3'23.335P		14:28'17.829
7	28.250	27.191	27.191	27.527	1'50.159	191,4	14:30'07.988
8	28.264	26.935	27.111	27.543	1'49.853	192,0	14:31'57.841
9	28.062	26.993	27.040	27.462	1'49.557	193,7	14:33'47.398
10	28.111	26.820	28.063	53.767	2'16.761CP	192,7	14:36'04.159
11	10'01.564	27.289	27.400	29.617	11'25.870P		14:47'30.029
12	28.346	26.804	27.130	27.664	1'49.944	187,4	14:49'19.973
13	28.032	26.776	27.010	27.755	1'49.573	187,4	14:51'09.546
14	29.332	32.124	27.497	28.280	1'57.233C	188,1	14:53'06.779
15	27.978	26.677	27.153	27.209	1'49.017	195,5	14:54'55.796

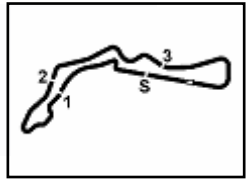
31° 93 M. GAGGI [1'49.918]							
Lap	Seg.1	Seg.2	Seg.3	Seg.4	Lap Time	km/h	Local Time
1							14:14'57.981
2	1'04.265	30.336	28.143	28.214	2'30.958P		14:17'28.939
3	28.567	27.125	26.890	27.617	1'50.199	189,4	14:19'19.138
4	28.252	26.910	27.507	29.132	1'51.801	190,4	14:21'10.939
5	28.263	27.118	27.380	27.896	1'50.657	190,4	14:23'01.596
6	28.461	26.806	27.200	27.861	1'50.328	191,0	14:24'51.924
7	28.581	26.851	26.992	27.796	1'50.220	183,6	14:26'42.144
8	28.367	26.662	27.103	42.105	2'04.237P	187,4	14:28'46.381
9	3'17.231	28.479	27.482	28.022	4'41.214P		14:33'27.595
10	28.324	26.844	27.215	27.893	1'50.276C	187,1	14:35'17.871
11	30.667	29.419	30.984	44.847	2'15.917CP	186,5	14:37'33.788
12	7'44.624	31.143	34.451	34.481	9'24.699P		14:46'58.487
13	28.423	27.695	27.546	29.597	1'53.261	186,8	14:48'51.748
14	28.347	26.903	28.236	29.903	1'53.389	188,7	14:50'45.137
15	28.149	26.868	27.137	27.764	1'49.918	192,0	14:52'35.055
16	28.350	26.807	27.224	27.742	1'50.123	185,5	14:54'25.178

32° 18 I. OFFER [1'50.760]							
Lap	Seg.1	Seg.2	Seg.3	Seg.4	Lap Time	km/h	Local Time
1		28.418	28.903	28.777			14:17'10.284
2	29.173	28.315	28.339	28.596	1'54.423	186,1	14:19'04.707
3	29.076	27.707	28.248	28.428	1'53.459	185,8	14:20'58.166
4	29.046	27.456	28.058	28.304	1'52.864	184,6	14:22'51.030
5	28.802	27.545	28.128	27.978	1'52.453	188,1	14:24'43.483
6	28.529	27.194	27.797	27.847	1'51.367	189,7	14:26'34.850
7	29.132	33.701	28.165	29.536	2'00.534C	190,4	14:28'35.384
8	30.275	27.609	28.244	27.845	1'53.973	183,6	14:30'29.357
9	28.633	27.368	27.652	44.388	2'08.041P	191,7	14:32'37.398
10	1'43.954	27.639	28.269	55.279	3'35.141CP		14:36'12.539
11	9'54.088	27.738	28.698	28.379	11'18.903P		14:47'31.442
12	29.519	28.927	29.456	31.384	1'59.286	189,0	14:49'30.728
13	28.411	27.300	27.695	27.981	1'51.387	189,7	14:51'22.115
14	28.563	27.193	27.432	27.885	1'51.073	188,4	14:53'13.188
15	28.412	27.185	27.382	27.781	1'50.760	188,4	14:55'03.948

29/07/2022 P = Pits In/Out - C = Lap Time Cancelled

These data/results cannot be reproduced, stored and/or transmitted in whole or in part by any manner of electronic, mechanical, photocopying, recording, broadcasting or otherwise now known or herein after developed without the previous express consent by the copyright owner, except for reproduction in daily press and regular printed publications on sale to the public within 60 days of the event related to those data/results and always provided that copyright symbol appears together as follows below.

© DORNA WSBK ORGANIZATION Srl 2022

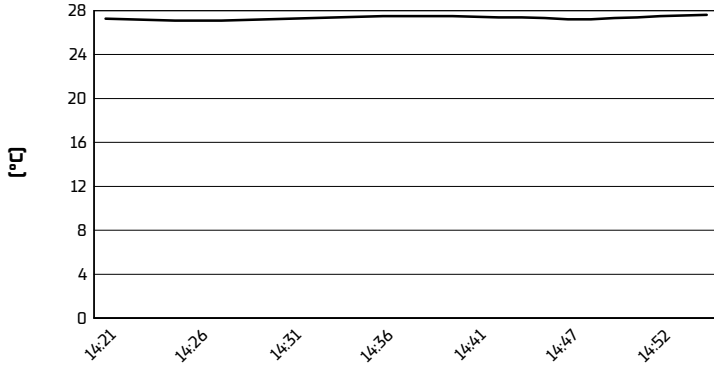


Autodrom Most 4.212 m

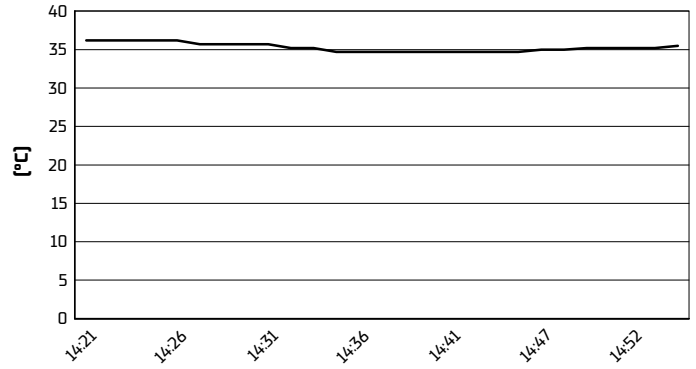
Prosecco DOC Czech Round, 29-31 July 2022
Weather Report Free Practice 2nd Session

Session started 14:15 - Session ended 14:56

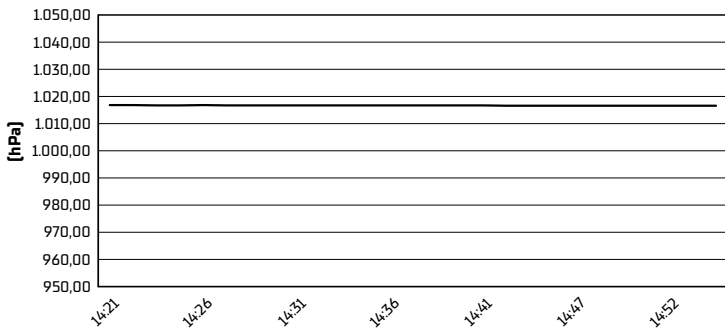
Air Temperature



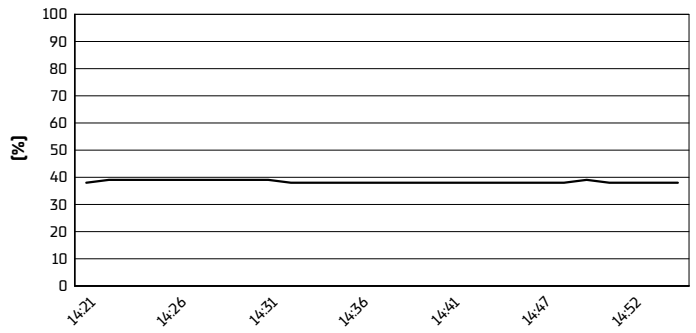
Track Temperature



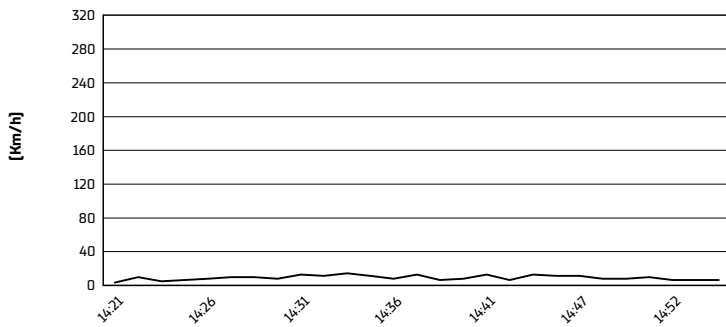
Air Pressure



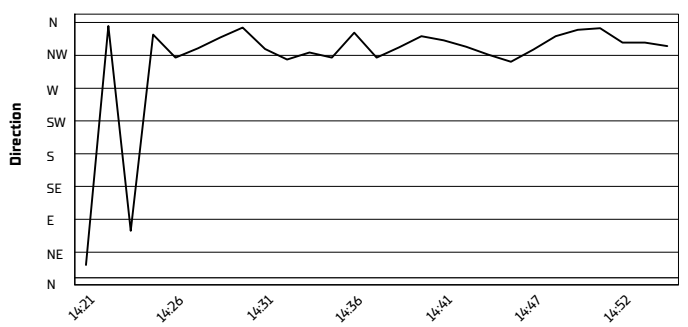
Humidity



Wind Speed



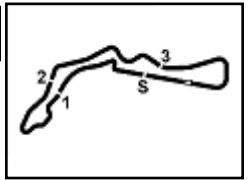
Wind Direction



29/07/2022

These data/results cannot be reproduced, stored and/or transmitted in whole or in part by any manner of electronic, mechanical, photocopying, recording, broadcasting or otherwise now known or herein after developed without the previous express consent by the copyright owner, except for reproduction in daily press and regular printed publications on sale to the public within 60 days of the event related to those data/results and always provided that copyright symbol appears together as follows below.

© DORNA WSBK ORGANIZATION Srl 2022



Autodrom Most 4.212 m

Prosecco DOC Czech Round, 29-31 July 2022
Best Laps & Speeds

1 / 2

No.	Rider Bike	Nat	Best Lap		FP1		FP2												
			LL	SPD	LL	SPD	LL	SPD											
1	72 V. STEEMAN Kawasaki Ninja 400	NED	1'46.141 24 191,3		1'46.335 8 191,3		1'46.141 16 191,0												
2	53 P. SVOBODA Kawasaki Ninja 400	CZE	1'46.381 29 199,7		1'46.970 14 199,7		1'46.381 15 195,8												
3	28 L. LEHMANN KTM RC 390 R	GER	1'46.409 19 200,1		1'46.675 10 192,7		1'46.409 9 200,1												
4	77 R. BIJMAN Kawasaki Ninja 400	NED	1'46.526 28 196,9		1'46.614 14 196,9		1'46.526 14 194,4												
5	26 M. GENNAI Yamaha YZF-R3	ITA	1'46.566 27 199,7		1'47.456 13 192,3		1'46.566 14 199,7												
6	85 K. SABATUCCI Kawasaki Ninja 400	ITA	1'46.691 28 199,7		1'47.048 14 199,7		1'46.691 14 198,6												
7	27 A. DIAZ Yamaha YZF-R3	ESP	1'46.767 25 199,0		1'47.048 12 195,4		1'46.767 13 199,0												
8	41 M. GARCIA Yamaha YZF-R3	ESP	1'46.775 28 195,4		1'46.775 13 195,1		1'47.033 15 195,4												
9	14 A. MILLAN Kawasaki Ninja 400	ESP	1'46.797 26 197,6		1'46.797 14 194,7		1'47.090 12 197,6												
10	59 A. ZANCA Kawasaki Ninja 400	ITA	1'46.807 28 199,4		1'47.778 14 196,9		1'46.807 14 199,4												
11	60 D. GEIGER Kawasaki Ninja 400	GER	1'46.970 26 198,3		1'47.479 15 190,0		1'46.970 11 198,3												
12	88 D. MOGEDA Kawasaki Ninja 400	ESP	1'46.973 30 197,2		1'47.112 16 195,8		1'46.973 14 197,2												
13	69 T. ALBERTO Kawasaki Ninja 400	PHI	1'46.977 27 199,7		1'47.300 12 188,3		1'46.977 15 199,7												
14	61 Y. OKAYA Kawasaki Ninja 400	JPN	1'47.117 27 197,2		1'47.232 13 193,7		1'47.117 14 197,2												
15	58 I. IGLESIAS Kawasaki Ninja 400	ESP	1'47.162 21 197,2		1'47.546 14 197,2		1'47.162 7 196,5												
16	87 T. KAWAKAMI Yamaha YZF-R3	BRA	1'47.178 28 198,6		1'47.576 13 194,7		1'47.178 15 198,6												
17	46 S. DI SORA Kawasaki Ninja 400	FRA	1'47.258 29 198,3		1'47.258 15 192,7		1'47.492 14 198,3												
18	64 H. DE CANCELLIS Kawasaki Ninja 400	FRA	1'47.291 30 199,0		1'47.710 14 193,4		1'47.291 16 199,0												
19	43 H. KHOURI Kawasaki Ninja 400	AUS	1'47.292 30 195,4		1'47.292 16 195,4		1'47.582 14 193,4												
20	73 J. PEREZ GONZALES Kawasaki Ninja 400	ESP	1'47.384 19 189,3		1'47.384 12 188,7		1'47.656 7 189,3												
21	80 G. MASTROLUCA Yamaha YZF-R3	ITA	1'47.546 29 201,2		1'48.476 15 187,4		1'47.546 14 201,2												
22	91 M. VANNUCCI Yamaha YZF-R3	ITA	1'47.643 32 198,3		1'47.776 17 192,7		1'47.643 15 198,3												
23	12 H. MAIER Yamaha YZF-R3	BRA	1'47.675 27 196,1		1'47.675 13 192,0		1'47.962 14 196,1												
24	35 Y. SAIZ MARQUEZ Kawasaki Ninja 400	ESP	1'47.823 26 196,5		1'48.039 13 191,7		1'47.823 13 196,5												
25	8 B. IERACI Kawasaki Ninja 400	ITA	1'47.943 25 199,0		1'48.141 12 198,6		1'47.943 13 199,0												

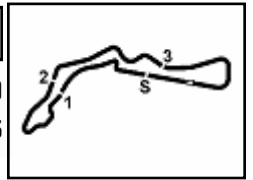
29/07/2022

These data/results cannot be reproduced, stored and/or transmitted in whole or in part by any manner of electronic, mechanical, photocopying, recording, broadcasting or otherwise now known or herein after developed without the previous express consent by the copyright owner, except for reproduction in daily press and regular printed publications on sale to the public within 60 days of the event related to those data/results and always provided that copyright symbol appears together as follows below.

© DORNA WSBK ORGANIZATION Srl 2022

FICR PERUGIA TIMING





Autodrom Most 4.212 m

Prosecco DOC Czech Round, 29-31 July 2022
Best Laps & Speeds

2 / 2

No.	Rider	Nat	Best Lap		FP1		FP2							
			LL	SPD	LL	SPD	LL	SPD						
26	2 I. GARCIA ABELLA Yamaha YZF-R3	ESP	1'47.990 28 199,0		1'48.481 13 195,1		1'47.990 15 199,0							
27	92 F. FEIGL Kawasaki Ninja 400	CZE	1'48.248 26 195,8		1'48.876 13 192,3		1'48.248 13 195,8							
28	47 F. SEABRIGHT Yamaha YZF-R3	GBR	1'48.475 28 195,1		1'49.432 15 189,7		1'48.475 13 195,1							
29	23 S. MARKARIAN Kawasaki Ninja 400	FRA	1'48.478 25 196,1		1'49.407 14 195,1		1'48.478 11 196,1							
30	93 M. GAGGI Yamaha YZF-R3	ITA	1'48.479 30 192,0		1'48.479 15 189,3		1'49.918 15 192,0							
31	81 I. PERISTERAS Yamaha YZF-R3	GRE	1'49.017 28 197,6		1'49.156 14 191,0		1'49.017 14 197,6							
32	18 I. OFFER Yamaha YZF-R3	GBR	1'50.760 29 191,7		1'52.786 15 188,0		1'50.760 14 191,7							

29/07/2022

These data/results cannot be reproduced, stored and/or transmitted in whole or in part by any manner of electronic, mechanical, photocopying, recording, broadcasting or otherwise now known or herein after developed without the previous express consent by the copyright owner, except for reproduction in daily press and regular printed publications on sale to the public within 60 days of the event related to those data/results and always provided that copyright symbol appears together as follows below.

© DORNA WSBK ORGANIZATION Srl 2022

FICR PERUGIA TIMING

