

# Prosecco DOC Czech Round, 29-31 July 2022

## Results Race 1

Laps 11 = 46,332 Km - Time of Race 20'43.040 - Avg. 134,183 km/h

1 / 2

Pos	Grid	No. Rider	Nat	Team	Bike	LL	Gap	Rel.	Fastest Lap	Speed	Qualifying	Speed
1	3	<b>80 G. MANSO</b>	BRA	AD78 Team Brasil bLU cRU	Yamaha R3	11			1'51.391	185,2	1'50.873	189,0
2	2	<b>39 E. VALENTIM</b>	BRA	AD78 Team Brasil bLU cRU	Yamaha R3	11	<b>0.008</b>	0.008	1'51.544	185,8	1'50.518	189,7
3	10	<b>89 W. NUGROHO</b>	INA	bLU cRU Yamaha Racing Indonesia	Yamaha R3	11	<b>0.026</b>	0.018	1'51.687	184,3	1'51.387	185,5
4	11	<b>26 K. FONTAINHA</b>	BRA	AD78 Team Brasil bLU cRU	Yamaha R3	11	<b>0.302</b>	0.276	1'51.725	183,9	1'51.521	186,8
5	8	<b>69 A. MC DONALD</b>	AUS	ProGP Racing	Yamaha R3	11	<b>0.325</b>	0.023	1'51.404	184,9	1'51.326	188,4
6	1	<b>37 A. PIZZOLI</b>	ITA	Yamaha bLU cRU Italy	Yamaha R3	11	<b>0.348</b>	0.023	1'51.089	187,7	1'50.412	187,1
7	7	<b>88 E. BURR</b>	BRA	AD78 Team Brasil bLU cRU	Yamaha R3	11	<b>0.419</b>	0.071	1'51.474	183,6	1'51.235	187,7
8	6	<b>10 G. CARBONNEL</b>	FRA	Yamaha bLU cRU Motor France	Yamaha R3	11	<b>0.500</b>	0.081	1'51.542	185,2	1'51.071	188,1
9	4	<b>45 C. ROUGÉ</b>	FRA	Z&F Gran Prix School	Yamaha R3	11	<b>0.527</b>	0.027	1'51.571	189,4	1'50.910	191,0
10	13	<b>32 K. KEANKUM</b>	THA	Yamaha bLU cRU Thailand	Yamaha R3	11	<b>1.915</b>	1.388	1'51.900	187,7	1'51.587	187,1
11	9	<b>47 J. KUSMIERCZYK</b>	POL	Szkopek Team	Yamaha R3	11	<b>1.941</b>	0.026	1'51.301	183,9	1'51.350	183,9
12	15	<b>46 D. NOWAK</b>	POL	Szkopek Team	Yamaha R3	11	<b>2.211</b>	0.270	1'50.934	181,5	1'51.960	185,8
13	14	<b>42 C. GIMENEZ</b>	ESP	ARCO MotoR University Team	Yamaha R3	11	<b>2.458</b>	0.247	1'51.016	182,1	1'51.775	182,1
14	12	<b>55 B. CROCKFORD</b>	GBR	Crescent Yamaha	Yamaha R3	11	<b>19.304</b>	16.846	1'53.184	178,8	1'51.550	186,8
15	18	<b>56 V. GELLY</b>	FRA	VAL56 Speed Racing	Yamaha R3	11	<b>19.498</b>	0.194	1'52.621	181,8	1'53.341	181,8
16	16	<b>25 T. HORN</b>	USA	American Racing Academy	Yamaha R3	11	<b>19.551</b>	0.053	1'53.082	182,4	1'52.628	185,5
17	19	<b>18 D. PALLADINO</b>	ITA	Team ROC n DEA	Yamaha R3	11	<b>19.933</b>	0.382	1'53.259	180,3	1'53.942	183,3
18	5	<b>13 D. BERGAMINI</b>	ITA	Soradis Yamaha MotoXracing	Yamaha R3	11	<b>26.279</b>	6.346	1'51.201	177,7	1'50.950	188,4
19	21	<b>86 D. TURECEK</b>	CZE	Yamaha MS Racing	Yamaha R3	11	<b>34.289</b>	8.010	1'54.635	178,8	1'54.843	188,1
20	20	<b>77 M. ABDALAZIZ BINLADI</b>	UAE	AB Racing Team UAE	Yamaha R3	11	<b>36.472</b>	2.183	1'54.523	178,2	1'54.115	181,8
21	17	<b>11 A. OUREDNECK</b>	CZE	CZ Team Dafit Motoracing	Yamaha R3	11	<b>36.638</b>	0.166	1'54.451	178,5	1'52.939	186,5

AIR	Humidity:	69%	Temp:	19°C
TRACK	Condition:	Dry	Temp:	24°C

Records	Race (RC2)	2021	M.Repak	1'51.093	136,491 Km/h
	All Times (SP)	2022	A.Pizzoli	1'50.412	137,333 Km/h
Race Fastest Lap	[New Record]	Lap 11	D.Nowak	1'50.934	136,687 Km/h

LAP LEADERS					
No. Rider	From	To	Laps	Total	
<b>39 E. VALENTIM</b>	1	2	2		
<b>80 G. MANSO</b>	3	3	1		
<b>26 K. FONTAINHA</b>	4	4	1	1	
<b>69 A. MC DONALD</b>	5	5	1	1	
<b>89 W. NUGROHO</b>	6	6	1		
<b>80 G. MANSO</b>	7	7	1		
<b>89 W. NUGROHO</b>	8	8	1	2	
<b>39 E. VALENTIM</b>	9	9	1	3	
<b>80 G. MANSO</b>	10	11	2	4	

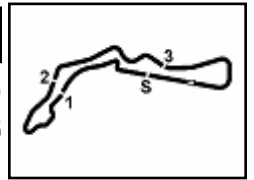
TOTAL LEADER LAPS					
No. Rider	Laps				
<b>39 E. VALENTIM</b>	42	<b>16 M. REPAK</b>			1
<b>80 G. MANSO</b>	14	<b>45 C. ROUGÉ</b>			1
<b>13 D. BERGAMINI</b>	10	<b>55 B. CROCKFORD</b>			1
<b>37 A. PIZZOLI</b>	8				
<b>72 Y. RUIZ RUIZ</b>	6				
<b>26 K. FONTAINHA</b>	3				
<b>69 A. MC DONALD</b>	3				
<b>89 W. NUGROHO</b>	2				

Start 11:46 End 12:13 The results are provisional until the end of the time limit for protests and appeals and the completion of the technical checks.

30/07/2022

These data/results cannot be reproduced, stored and/or transmitted in whole or in part by any manner of electronic, mechanical, photocopying, recording, broadcasting or otherwise now known or herein after developed without the previous express consent by the copyright owner, except for reproduction in daily press and regular printed publications on sale to the public within 60 days of the event related to those data/results and always provided that copyright symbol appears together as follows below.

© DORNA WSBK ORGANIZATION Srl 2022

**7****Yamaha R3  
731/05**

Autodrom Most 4.212 m

2 / 2

# Prosecco DOC Czech Round, 29-31 July 2022

## Results Race 1

### Race Highlights

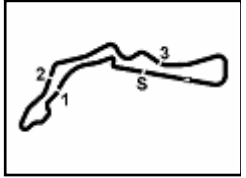
Time	No. Rider	Description
11.43.11		Warm-up Lap Start
11.46.24		Start
11.47.03	<b>13 D. BERGAMINI</b>	Ride Through
11.47.24		White Flag
11.48.17		No Jump Start
11.49.58	<b>13 D. BERGAMINI</b>	Entered Pits
11.50.30	<b>13 D. BERGAMINI</b>	Exited Pits
11.59.27		2/3 of Race Distance Completed
12.08.06		Podium Confirmed
12.13.03	<b>10 G. CARBONNEL</b>	Penalized to Drop 1 Position - Exceeded Track Limits (Final Lap) - Turn 21
12.13.14	<b>69 A. MC DONALD</b>	Penalized to Drop 1 Position - Exceeded Track Limits (Final Lap) - Turn 21
12.13.24		End Of Session

30/07/2022      Start      End      The results are provisional until the end of the time limit for protests and appeals and the completion of the technical checks.

These data/results cannot be reproduced, stored and/or transmitted in whole or in part by any manner of electronic, mechanical, photocopying, recording, broadcasting or otherwise now known or herein after developed without the previous express consent by the copyright owner, except for reproduction in daily press and regular printed publications on sale to the public within 60 days of the event related to those data/results and always provided that copyright symbol appears together as follows below.

© DORNA WSBK ORGANIZATION Srl 2022



**8****Yamaha R3**  
731/05

Autodrom Most 4.212 m

2 / 2

**Prosecco DOC Czech Round, 29-31 July 2022**  
**Championship Standings**

	Points	Points From First	Points From Previous	April 9 <b>ARAGON</b>	April 23 <b>ASSEN</b>	June 11 <b>MISANO</b>	July 16 <b>DONINGTON</b>	July 30 <b>MOST</b>	September 10 <b>MAGNY-COURS</b>								
<b>25 HORN</b> Travis (USA)	<b>5</b>	164	0		<b>2</b> 21	24 25	<b>3</b> 26 24	24									
<b>26 FLORIAN</b> Fabio (BRA)	<b>5</b>	164	0	<b>2</b> 15	<b>2</b> 18 19	<b>1</b> 21 22	24 24	24									
<b>27 GELLY</b> Valentin Arnauld (FRA)	<b>4</b>	165	1	<b>1</b> 15 17	<b>1</b> 19 21	24 25	<b>1</b> 26 27	<b>1</b> 27									

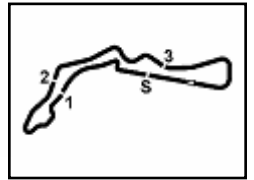
30/07/2022

First Line: Championship Standings - Second Line: Ranking Progression

These data/results cannot be reproduced, stored and/or transmitted in whole or in part by any manner of electronic, mechanical, photocopying, recording, broadcasting or otherwise now known or herein after developed without the previous express consent by the copyright owner, except for reproduction in daily press and regular printed publications on sale to the public within 60 days of the event related to those data/results and always provided that copyright symbol appears together as follows below.

© DORNA WSBK ORGANIZATION Srl 2022

**PERUGIA TIMING**

**9.1****Yamaha R3  
731/05**

Autodrom Most 4.212 m

1 / 3

**Prosecco DOC Czech Round, 29-31 July 2022****Lap Chart Race 1**

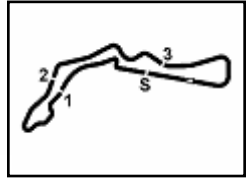
		Lap										
		1	2	3	4	5	6	7	8	9	10	11
1	39	39	80	26	69	89	80	89	39	80	80	
2	13	88	39	39	26	39	88	80	47	88	39	
3	88	69	37	37	37	80	47	69	89	47	89	
4	69	80	26	80	39	47	89	88	10	89	69	
5	45	37	69	69	80	26	26	47	26	39	26	
6	80	45	88	45	89	10	10	26	88	26	37	
7	37	26	89	89	88	69	69	10	80	10	10	
8	26	89	45	88	45	88	45	39	69	69	88	
9	10	10	10	47	47	32	37	45	37	45	45	
10	89	47	32	10	10	45	39	37	45	37	32	
11	47	32	47	32	32	37	32	32	32	32	47	
12	32	46	46	46	46	46	46	46	46	46	46	
13	42	42	42	42	42	42	42	42	42	42	42	
14	55	55	55	55	56	55	56	55	25	55	55	
15	46	18	18	18	18	56	55	25	56	56	56	
16	18	56	25	56	55	25	25	18	55	25	25	
17	56	25	56	25	25	18	18	56	18	18	18	
18	25	86	86	86	86	86	86	86	13	13	13	
19	77	11	77	11	77	77	11	13	86	86	86	
20	86	77	11	77	11	11	77	11	11	11	77	
21	11	13	13	13	13	13	13	77	77	77	11	

Final Result		
1	<b>80 G. MANSO</b>	Laps 11
2	<b>39 E. VALENTIM</b>	0.008
3	<b>89 W. NUGROHO</b>	0.026
4	<b>26 K. FONTAINHA</b>	0.302
5	<b>69 A. MC DONALD (P)</b>	0.325
6	<b>37 A. PIZZOLI</b>	0.348
7	<b>88 E. BURR</b>	0.419
8	<b>10 G. CARBONNEL (P)</b>	0.500
9	<b>45 C. ROUGÉ</b>	0.527
10	<b>32 K. KEANKUM</b>	1.915
11	<b>47 J. KUSMIERCZYK</b>	1.941
12	<b>46 D. NOWAK</b>	2.211
13	<b>42 C. GIMENEZ</b>	2.458
14	<b>55 B. CROCKFORD</b>	19.304
15	<b>56 V. GELLY</b>	19.498
16	<b>25 T. HORN</b>	19.551
17	<b>18 D. PALLADINO</b>	19.933
18	<b>13 D. BERGAMINI</b>	26.279
19	<b>86 D. TURECEK</b>	34.289
20	<b>77 M. ABDALAZIZ BINLA</b>	36.472
21	<b>11 A. OUREDNICEK</b>	36.638

30/07/2022

These data/results cannot be reproduced, stored and/or transmitted in whole or in part by any manner of electronic, mechanical, photocopying, recording, broadcasting or otherwise now known or herein after developed without the previous express consent by the copyright owner, except for reproduction in daily press and regular printed publications on sale to the public within 60 days of the event related to those data/results and always provided that copyright symbol appears together as follows below.

© DORNA WSBK ORGANIZATION Srl 2022

**9.1****Yamaha R3  
731/05**

Autodrom Most 4.212 m

**Prosecco DOC Czech Round, 29-31 July 2022****Lap Chart Race 1****2 / 3****Lap 1**

1	<b>39</b>	E.Valentim	1'58.707
2	<b>13</b>	D.Bergamini	0.039
3	<b>88</b>	E.Burr	0.103
4	<b>69</b>	A.Mc Donald	0.314
5	<b>45</b>	C.Rougé	0.418
6	<b>80</b>	G.Manso	0.608
7	<b>37</b>	A.Pizzoli	0.852
8	<b>26</b>	K.Fontainha	1.016
9	<b>10</b>	G.Carbonnel	1.255
10	<b>89</b>	W.Nugroho	1.328
11	<b>47</b>	J.Kusmierczyk	1.509
12	<b>32</b>	K.Keankum	1.929
13	<b>42</b>	C.Gimenez	3.172
14	<b>55</b>	B.Crockford	3.575
15	<b>46</b>	D.Nowak	3.851
16	<b>18</b>	D.Palladino	4.285
17	<b>56</b>	V.Gelly	4.482
18	<b>25</b>	T.Horn	4.789
19	<b>77</b>	M.Abdalaziz Binladin	5.543
20	<b>86</b>	D.Turecek	5.663
21	<b>11</b>	A.Ourednicek	6.368

5	<b>69</b>	A.Mc Donald	0.278
6	<b>45</b>	C.Rougé	0.327
7	<b>89</b>	W.Nugroho	0.418
8	<b>88</b>	E.Burr	0.784
9	<b>47</b>	J.Kusmierczyk	1.395
10	<b>10</b>	G.Carbonnel	1.400
11	<b>32</b>	K.Keankum	1.851
12	<b>46</b>	D.Nowak	3.869
13	<b>42</b>	C.Gimenez	3.934
14	<b>55</b>	B.Crockford	9.853
15	<b>18</b>	D.Palladino	9.921
16	<b>56</b>	V.Gelly	10.000
17	<b>25</b>	T.Horn	10.161
18	<b>86</b>	D.Turecek	12.695
19	<b>11</b>	A.Ourednicek	17.009
20	<b>77</b>	M.Abdalaziz Binladin	17.036
21	<b>13</b>	D.Bergamini	28.951

11	<b>32</b>	K.Keankum	1.294
12	<b>46</b>	D.Nowak	3.739
13	<b>42</b>	C.Gimenez	3.825
14	<b>56</b>	V.Gelly	14.334
15	<b>55</b>	B.Crockford	14.389
16	<b>25</b>	T.Horn	14.444
17	<b>18</b>	D.Palladino	14.585
18	<b>86</b>	D.Turecek	22.012
19	<b>11</b>	A.Ourednicek	26.158
20	<b>77</b>	M.Abdalaziz Binladin	26.214
21	<b>13</b>	D.Bergamini	26.856

17	<b>18</b>	D.Palladino	18.390
18	<b>13</b>	D.Bergamini	26.230
19	<b>86</b>	D.Turecek	30.792
20	<b>11</b>	A.Ourednicek	33.073
21	<b>77</b>	M.Abdalaziz Binladin	33.130

**Lap 11**

1	<b>80</b>	G.Manso	20'43.040
2	<b>39</b>	E.Valentim	0.008
3	<b>89</b>	W.Nugroho	0.026
4	<b>69</b>	A.Mc Donald	0.255
5	<b>26</b>	K.Fontainha	0.302
6	<b>37</b>	A.Pizzoli	0.348
7	<b>10</b>	G.Carbonnel	0.358
8	<b>88</b>	E.Burr	0.419
9	<b>45</b>	C.Rougé	0.527
10	<b>32</b>	K.Keankum	1.915
11	<b>47</b>	J.Kusmierczyk	1.941
12	<b>46</b>	D.Nowak	2.211
13	<b>42</b>	C.Gimenez	2.458
14	<b>55</b>	B.Crockford	19.304
15	<b>56</b>	V.Gelly	19.498
16	<b>25</b>	T.Horn	19.551
17	<b>18</b>	D.Palladino	19.933
18	<b>13</b>	D.Bergamini	26.279
19	<b>86</b>	D.Turecek	34.289
20	<b>77</b>	M.Abdalaziz Binladin	36.472
21	<b>11</b>	A.Ourednicek	36.638

**Lap 2**

1	<b>39</b>	E.Valentim	3'51.592
2	<b>88</b>	E.Burr	0.323
3	<b>69</b>	A.Mc Donald	0.434
4	<b>80</b>	G.Manso	0.482
5	<b>37</b>	A.Pizzoli	0.542
6	<b>45</b>	C.Rougé	0.814
7	<b>26</b>	K.Fontainha	0.838
8	<b>89</b>	W.Nugroho	1.125
9	<b>10</b>	G.Carbonnel	1.204
10	<b>47</b>	J.Kusmierczyk	1.640
11	<b>32</b>	K.Keankum	2.171
12	<b>46</b>	D.Nowak	4.035
13	<b>42</b>	C.Gimenez	4.055
14	<b>55</b>	B.Crockford	5.411
15	<b>18</b>	D.Palladino	5.642
16	<b>56</b>	V.Gelly	5.800
17	<b>25</b>	T.Horn	5.958
18	<b>86</b>	D.Turecek	7.808
19	<b>11</b>	A.Ourednicek	9.279
20	<b>77</b>	M.Abdalaziz Binladin	9.312
21	<b>13</b>	D.Bergamini	13.227

**Lap 5**

1	<b>69</b>	A.Mc Donald	9'29.187
2	<b>26</b>	K.Fontainha	0.034
3	<b>37</b>	A.Pizzoli	0.174
4	<b>39</b>	E.Valentim	0.190
5	<b>80</b>	G.Manso	0.252
6	<b>89</b>	W.Nugroho	0.358
7	<b>88</b>	E.Burr	0.413
8	<b>45</b>	C.Rougé	0.557
9	<b>47</b>	J.Kusmierczyk	0.642
10	<b>10</b>	G.Carbonnel	0.755
11	<b>32</b>	K.Keankum	0.944
12	<b>46</b>	D.Nowak	3.943
13	<b>42</b>	C.Gimenez	4.037
14	<b>56</b>	V.Gelly	11.406
15	<b>18</b>	D.Palladino	11.418
16	<b>55</b>	B.Crockford	11.458
17	<b>25</b>	T.Horn	11.537
18	<b>86</b>	D.Turecek	15.509
19	<b>77</b>	M.Abdalaziz Binladin	20.213
20	<b>11</b>	A.Ourednicek	20.476
21	<b>13</b>	D.Bergamini	28.556

**Lap 8**

1	<b>89</b>	W.Nugroho	15'06.614
2	<b>80</b>	G.Manso	0.014
3	<b>69</b>	A.Mc Donald	0.015
4	<b>88</b>	E.Burr	0.040
5	<b>47</b>	J.Kusmierczyk	0.117
6	<b>26</b>	K.Fontainha	0.310
7	<b>10</b>	G.Carbonnel	0.399
8	<b>39</b>	E.Valentim	0.619
9	<b>45</b>	C.Rougé	0.709
10	<b>37</b>	A.Pizzoli	0.997
11	<b>32</b>	K.Keankum	1.324
12	<b>46</b>	D.Nowak	3.315
13	<b>42</b>	C.Gimenez	3.382
14	<b>55</b>	B.Crockford	15.816
15	<b>25</b>	T.Horn	15.875
16	<b>18</b>	D.Palladino	16.327
17	<b>56</b>	V.Gelly	16.414
18	<b>86</b>	D.Turecek	24.708
19	<b>13</b>	D.Bergamini	26.568
20	<b>11</b>	A.Ourednicek	28.546
21	<b>77</b>	M.Abdalaziz Binladin	28.644

**Lap 9**

1	<b>39</b>	E.Valentim	16'59.363
2	<b>47</b>	J.Kusmierczyk	0.181
3	<b>89</b>	W.Nugroho	0.205
4	<b>10</b>	G.Carbonnel	0.310
5	<b>26</b>	K.Fontainha	0.349
6	<b>88</b>	E.Burr	0.453
7	<b>80</b>	G.Manso	0.520
8	<b>69</b>	A.Mc Donald	0.521
9	<b>37</b>	A.Pizzoli	0.615
10	<b>45</b>	C.Rougé	0.735
11	<b>32</b>	K.Keankum	0.848
12	<b>46</b>	D.Nowak	3.213
13	<b>42</b>	C.Gimenez	3.372
14	<b>25</b>	T.Horn	16.208
15	<b>56</b>	V.Gelly	16.286
16	<b>55</b>	B.Crockford	16.389
17	<b>18</b>	D.Palladino	17.042
18	<b>13</b>	D.Bergamini	26.080
19	<b>86</b>	D.Turecek	26.902
20	<b>11</b>	A.Ourednicek	30.248
21	<b>77</b>	M.Abdalaziz Binladin	30.518

**Lap 3**

1	<b>80</b>	G.Manso	5'44.109
2	<b>39</b>	E.Valentim	0.009
3	<b>37</b>	A.Pizzoli	0.030
4	<b>26</b>	K.Fontainha	0.129
5	<b>69</b>	A.Mc Donald	0.909
6	<b>88</b>	E.Burr	0.936
7	<b>89</b>	W.Nugroho	0.970
8	<b>45</b>	C.Rougé	0.989
9	<b>10</b>	G.Carbonnel	2.129
10	<b>32</b>	K.Keankum	2.220
11	<b>47</b>	J.Kusmierczyk	2.365
12	<b>46</b>	D.Nowak	3.875
13	<b>42</b>	C.Gimenez	3.945
14	<b>55</b>	B.Crockford	7.808
15	<b>18</b>	D.Palladino	7.961
16	<b>25</b>	T.Horn	8.144
17	<b>56</b>	V.Gelly	8.220
18	<b>86</b>	D.Turecek	9.926
19	<b>77</b>	M.Abdalaziz Binladin	13.784
20	<b>11</b>	A.Ourednicek	13.904
21	<b>13</b>	D.Bergamini	28.769

**Lap 6**

1	<b>89</b>	W.Nugroho	11'21.505
2	<b>39</b>	E.Valentim	0.047
3	<b>80</b>	G.Manso	0.131
4	<b>47</b>	J.Kusmierczyk	0.450
5	<b>26</b>	K.Fontainha	0.480
6	<b>10</b>	G.Carbonnel	0.566
7	<b>69</b>	A.Mc Donald	0.672
8	<b>88</b>	E.Burr	0.748
9	<b>32</b>	K.Keankum	1.110
10	<b>45</b>	C.Rougé	1.142
11	<b>37</b>	A.Pizzoli	1.287
12	<b>46</b>	D.Nowak	4.038
13	<b>42</b>	C.Gimenez	4.182
14	<b>55</b>	B.Crockford	12.800
15	<b>56</b>	V.Gelly	12.939
16	<b>25</b>	T.Horn	13.001
17	<b>18</b>	D.Palladino	13.289
18	<b>86</b>	D.Turecek	18.765
19	<b>77</b>	M.Abdalaziz Binladin	23.629
20	<b>11</b>	A.Ourednicek	23.813
21	<b>13</b>	D.Bergamini	28.334

**Lap 10**

1	<b>80</b>	G.Manso	18'51.274
2	<b>88</b>	E.Burr	0.016
3	<b>47</b>	J.Kusmierczyk	0.086
4	<b>89</b>	W.Nugroho	0.105
5	<b>39</b>	E.Valentim	0.230
6	<b>26</b>	K.Fontainha	0.343
7	<b>10</b>	G.Carbonnel	0.426
8	<b>69</b>	A.Mc Donald	0.617
9	<b>45</b>	C.Rougé	0.722
10	<b>37</b>	A.Pizzoli	1.025
11	<b>32</b>	K.Keankum	1.173
12	<b>46</b>	D.Nowak	3.043
13	<b>42</b>	C.Gimenez	3.208
14	<b>55</b>	B.Crockford	17.886
15	<b>56</b>	V.Gelly	17.920
16	<b>25</b>	T.Horn	18.110

**Lap 4**

1	<b>26</b>	K.Fontainha	7'36.380
2	<b>39</b>	E.Valentim	0.025
3	<b>37</b>	A.Pizzoli	0.168
4	<b>80</b>	G.Manso	0.201

**Lap 7**

1	<b>80</b>	G.Manso	13'14.184
2	<b>88</b>	E.Burr	0.018
3	<b>47</b>	J.Kusmierczyk	0.019
4	<b>89</b>	W.Nugroho	0.041
5	<b>26</b>	K.Fontainha	0.057
6	<b>10</b>	G.Carbonnel	0.154
7	<b>69</b>	A.Mc Donald	0.457
8	<b>45</b>	C.Rougé	0.530
9	<b>37</b>	A.Pizzoli	0.576
10	<b>39</b>	E.Valentim	0.795

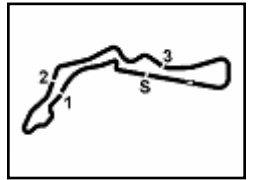
30/07/2022

These data/results cannot be reproduced, stored and/or transmitted in whole or in part by any manner of electronic, mechanical, photocopying, recording, broadcasting or otherwise now known or herein after developed without the previous express consent by the copyright owner, except for reproduction in daily press and regular printed publications on sale to the public within 60 days of the event related to those data/results and always provided that copyright symbol appears together as follows below.

© DORNA WSBK ORGANIZATION Srl 2022



9.1

Yamaha R3  
731/05

Autodrom Most 4.212 m

3 / 3

## Prosecco DOC Czech Round, 29-31 July 2022

## Lap Chart Race 1

## Race Pace Comparison

	80 Man	39 Val	89 Nug	26 Fon	69 McD	37 Piz	88 Ago	10 Gré	45 Rou	32 Kea	47 Kus	46 Now	42 Gim	55 Cro
1	1'59.315	1'58.707	2'00.035	1'59.723	1'59.021	1'59.559	1'58.810	1'59.962	1'59.125	2'00.636	2'00.216	2'02.558	2'01.879	2'02.282
2	1'52.759	1'52.885	1'52.682	1'52.707	1'53.005	1'52.575	1'53.105	1'52.834	1'53.281	1'53.127	1'53.016	1'53.069	1'53.768	1'54.721
3	1'52.035	1'52.526	1'52.362	1'51.808	1'52.992	1'52.005	1'53.130	1'53.442	1'52.692	1'52.566	1'53.242	1'52.357	1'52.407	1'54.914
4	1'52.472	1'52.287	1'51.719	1'52.142	1'51.640	1'52.409	1'52.119	<b>1'51.542</b>	1'51.609	1'51.902	<b>1'51.301</b>	1'52.265	1'52.260	1'54.316
5	1'52.858	1'52.972	1'52.747	1'52.841	1'52.529	1'52.813	1'52.436	1'52.162	1'53.037	<b>1'51.900</b>	1'52.054	1'52.881	1'52.910	1'54.412
6	1'52.197	1'52.175	1'51.960	1'52.764	1'52.990	1'53.431	1'52.653	1'52.129	1'52.903	1'52.484	1'52.126	1'52.413	1'52.463	1'53.660
7	1'52.548	1'53.427	1'52.720	1'52.256	1'52.464	1'51.968	1'51.949	1'52.267	1'52.067	1'52.863	1'52.248	1'52.380	1'52.322	1'54.268
8	1'52.444	1'52.254	1'52.389	1'52.683	1'51.988	1'52.851	1'52.452	1'52.675	1'52.609	1'52.460	1'52.528	1'52.006	1'51.987	1'53.857
9	1'53.255	1'52.130	1'52.954	1'52.788	1'53.255	1'52.367	1'53.162	1'52.660	1'52.775	1'52.273	1'52.813	1'52.647	1'52.739	1'53.322
10	<b>1'51.391</b>	1'52.141	1'51.811	1'51.905	1'52.007	1'52.321	<b>1'51.474</b>	1'52.027	1'51.898	1'52.236	1'51.816	1'51.741	1'51.747	1'53.408
11	1'51.766	<b>1'51.544</b>	<b>1'51.687</b>	<b>1'51.725</b>	<b>1'51.404</b>	<b>1'51.089</b>	1'52.169	1'51.698	<b>1'51.571</b>	1'52.508	1'53.621	<b>1'50.934</b>	<b>1'51.016</b>	<b>1'53.184</b>

	56 Gel	25 Hor	18 Pal	13 Ber	86 Tur	77 Abd	11 Our
1	2'03.189	2'03.496	2'02.992	1'58.746	2'04.370	2'04.250	2'05.075
2	1'54.203	1'54.054	1'54.242	2'06.073	1'55.030	1'56.654	1'55.796
3	1'54.937	1'54.703	1'54.836	2'08.059	<b>1'54.635</b>	1'56.989	1'57.142
4	1'54.051	1'54.288	1'54.231	1'52.453	1'55.040	1'55.523	1'55.376
5	1'54.213	1'54.183	1'54.304	1'52.412	1'55.621	1'55.984	1'56.274
6	1'53.851	1'53.782	1'54.189	1'52.096	1'55.574	1'55.734	1'55.655
7	1'54.074	1'54.122	1'53.975	<b>1'51.201</b>	1'55.926	1'55.264	1'55.024
8	1'54.510	1'53.861	1'54.172	1'52.142	1'55.126	1'54.860	1'54.818
9	<b>1'52.621</b>	<b>1'53.082</b>	1'53.464	1'52.261	1'54.943	1'54.623	<b>1'54.451</b>
10	1'53.545	1'53.813	<b>1'53.259</b>	1'52.061	1'55.801	<b>1'54.523</b>	1'54.736
11	1'53.344	1'53.207	1'53.309	1'51.815	1'55.263	1'55.108	1'55.331

30/07/2022

These data/results cannot be reproduced, stored and/or transmitted in whole or in part by any manner of electronic, mechanical, photocopying, recording, broadcasting or otherwise now known or herein after developed without the previous express consent by the copyright owner, except for reproduction in daily press and regular printed publications on sale to the public within 60 days of the event related to those data/results and always provided that copyright symbol appears together as follows below.

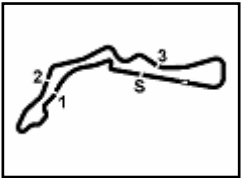
© DORNA WSBK ORGANIZATION Srl 2022



9.2

Yamaha R3

731/05



Autodrom Most 4.212 m

## Prosecco DOC Czech Round, 29-31 July 2022

### Best Sector & Speed Race 1

## RESULTS

Pos	Rank	Name	Team	Laps
1	80	G. MANSO	Yamaha R3	11
2	39	E. VALENTIM	Yamaha R3	0.008
3	89	W. NUGROHO	Yamaha R3	0.026
4	26	K. FONTAINHA	Yamaha R3	0.302
5	69	A. MC DONALD	Yamaha R3	0.325
6	37	A. PIZZOLI	Yamaha R3	0.348
7	88	E. BURR	Yamaha R3	0.419
8	10	G. CARBONNEL	Yamaha R3	0.500
9	45	C. ROUGÉ	Yamaha R3	0.527
10	32	K. KEANKUM	Yamaha R3	1.915
11	47	J. KUSMIERCZYK	Yamaha R3	1.941
12	46	D. NOWAK	Yamaha R3	2.211
13	42	C. GIMENEZ	Yamaha R3	2.458
14	55	B. CROCKFORD	Yamaha R3	19.304
15	56	V. GELLY	Yamaha R3	19.498
16	25	T. HORN	Yamaha R3	19.551
17	18	D. PALLADINO	Yamaha R3	19.933
18	13	D. BERGAMINI	Yamaha R3	26.279
19	86	D. TURECEK	Yamaha R3	34.289
20	77	M. ABDALAZIZ BINLADIN	Yamaha R3	36.472
21	11	A. OUREDNIČEK	Yamaha R3	36.638

## SPEED

Pos	Rank	Name	Team	Speed
1	45	C. ROUGÉ	Yamaha R3	189,4
2	37	A. PIZZOLI	Yamaha R3	187,7
3	32	K. KEANKUM	Yamaha R3	187,7
4	39	E. VALENTIM	Yamaha R3	185,8
5	10	G. CARBONNEL	Yamaha R3	185,2
6	80	G. MANSO	Yamaha R3	185,2
7	69	A. MC DONALD	Yamaha R3	184,9
8	89	W. NUGROHO	Yamaha R3	184,3
9	26	K. FONTAINHA	Yamaha R3	183,9
10	47	J. KUSMIERCZYK	Yamaha R3	183,9
11	88	E. BURR	Yamaha R3	183,6
12	25	T. HORN	Yamaha R3	182,4
13	42	C. GIMENEZ	Yamaha R3	182,1
14	56	V. GELLY	Yamaha R3	181,8
15	46	D. NOWAK	Yamaha R3	181,5
16	18	D. PALLADINO	Yamaha R3	180,3
17	86	D. TURECEK	Yamaha R3	178,8
18	55	B. CROCKFORD	Yamaha R3	178,8
19	11	A. OUREDNIČEK	Yamaha R3	178,5
20	77	M. ABDALAZIZ BINLADIN	Yamaha R3	178,2
21	13	D. BERGAMINI	Yamaha R3	177,7

## SEG. 1

1	46	D. NOWAK	28.775
2	47	J. KUSMIERCZYK	28.847
3	39	E. VALENTIM	28.891
4	26	K. FONTAINHA	28.965
5	80	G. MANSO	28.968
6	69	A. MC DONALD	29.010
7	42	C. GIMENEZ	29.013
8	88	E. BURR	29.023
9	13	D. BERGAMINI	29.050
10	45	C. ROUGÉ	29.063
11	10	G. CARBONNEL	29.150
12	32	K. KEANKUM	29.150
13	25	T. HORN	29.241
14	37	A. PIZZOLI	29.242
15	89	W. NUGROHO	29.253
16	18	D. PALLADINO	29.269
17	55	B. CROCKFORD	29.343
18	56	V. GELLY	29.437
19	77	M. ABDALAZIZ BINLAD	29.516
20	11	A. OUREDNIČEK	29.595
21	86	D. TURECEK	30.071

## SEG. 2

1	69	A. MC DONALD	26.815
2	89	W. NUGROHO	26.884
3	45	C. ROUGÉ	26.902
4	42	C. GIMENEZ	26.950
5	13	D. BERGAMINI	26.955
6	37	A. PIZZOLI	26.959
7	88	E. BURR	26.972
8	47	J. KUSMIERCZYK	26.979
9	46	D. NOWAK	26.994
10	10	G. CARBONNEL	27.032
11	39	E. VALENTIM	27.056
12	26	K. FONTAINHA	27.060
13	56	V. GELLY	27.096
14	80	G. MANSO	27.102
15	32	K. KEANKUM	27.251
16	25	T. HORN	27.477
17	18	D. PALLADINO	27.567
18	55	B. CROCKFORD	27.588
19	11	A. OUREDNIČEK	27.706
20	77	M. ABDALAZIZ BINLAD	27.809
21	86	D. TURECEK	27.998

## SEG. 3

1	10	G. CARBONNEL	26.868
2	37	A. PIZZOLI	26.869
3	88	E. BURR	26.949
4	45	C. ROUGÉ	26.978
5	26	K. FONTAINHA	26.992
6	32	K. KEANKUM	27.011
7	69	A. MC DONALD	27.098
8	47	J. KUSMIERCZYK	27.115
9	80	G. MANSO	27.131
10	42	C. GIMENEZ	27.146
11	13	D. BERGAMINI	27.154
12	89	W. NUGROHO	27.213
13	46	D. NOWAK	27.227
14	39	E. VALENTIM	27.256
15	56	V. GELLY	27.458
16	55	B. CROCKFORD	27.484
17	18	D. PALLADINO	27.609
18	25	T. HORN	27.707
19	86	D. TURECEK	27.782
20	11	A. OUREDNIČEK	28.156
21	77	M. ABDALAZIZ BINLAD	28.282

## SEG. 4

1	45	C. ROUGÉ	27.598
2	39	E. VALENTIM	27.613
3	88	E. BURR	27.673
4	37	A. PIZZOLI	27.676
5	69	A. MC DONALD	27.679
6	10	G. CARBONNEL	27.696
7	89	W. NUGROHO	27.767
8	42	C. GIMENEZ	27.786
9	47	J. KUSMIERCZYK	27.791
10	32	K. KEANKUM	27.820
11	26	K. FONTAINHA	27.843
12	80	G. MANSO	27.899
13	13	D. BERGAMINI	27.936
14	46	D. NOWAK	27.938
15	25	T. HORN	27.968
16	18	D. PALLADINO	28.038
17	56	V. GELLY	28.193
18	55	B. CROCKFORD	28.197
19	86	D. TURECEK	28.496
20	77	M. ABDALAZIZ BINLAD	28.546
21	11	A. OUREDNIČEK	28.824

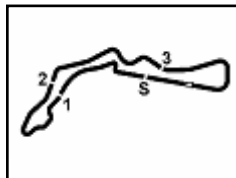
30/07/2022

These data/results cannot be reproduced, stored and/or transmitted in whole or in part by any manner of electronic, mechanical, photocopying, recording, broadcasting or otherwise now known or herein after developed without the previous express consent by the copyright owner, except for reproduction in daily press and regular printed publications on sale to the public within 60 days of the event related to those data/results and always provided that copyright symbol appears together as follows below.

© DORNA WSBK ORGANIZATION Srl 2022

PERUGIA TIMING



**9.3****Yamaha R3  
731/05**

Autodrom Most 4.212 m

1 / 3

**Prosecco DOC Czech Round, 29-31 July 2022  
Chronological Analysis Race 1**

Start at 11:46'07.655

1° 80 G. MANSO (1'51.391)							
Lap	Seg.1	Seg.2	Seg.3	Seg.4	Lap Time	km/h	Local Time
1		27.577	28.039	28.044	1'59.315		11:48'06.970
2	29.475	27.379	27.661	28.244	1'52.759	183,0	11:49'59.729
3	29.434	27.364	<b>27.131</b>	28.106	1'52.035	176,2	11:51'51.764
4	29.606	27.437	27.370	28.059	1'52.472	173,7	11:53'44.236
5	29.680	27.247	27.584	28.347	1'52.858	175,7	11:55'37.094
6	29.594	27.179	27.525	<b>27.899</b>	1'52.197	175,4	11:57'29.291
7	29.347	27.192	27.511	28.498	1'52.548	173,7	11:59'21.839
8	29.348	27.248	27.416	28.432	1'52.444	172,9	12:01'14.283
9	30.095	27.383	27.557	28.220	1'53.255	169,9	12:03'07.538
10	<b>28.968</b>	<b>27.102</b>	27.167	28.154	<b>1'51.391</b>	<b>185,2</b>	12:04'58.929
11	29.185	27.111	27.224	28.246	1'51.766	174,5	12:06'50.695
Race Time 20'43.040							

2° 39 E. VALENTIM (1'51.544)							
Lap	Seg.1	Seg.2	Seg.3	Seg.4	Lap Time	km/h	Local Time
1		27.555	27.667	28.715	1'58.707		11:48'06.362
2	29.865	<b>27.056</b>	27.365	28.599	1'52.885	170,4	11:49'59.247
3	29.444	27.429	27.416	28.237	1'52.526	170,7	11:51'51.773
4	29.584	27.200	<b>27.256</b>	28.247	1'52.287	174,2	11:53'44.060
5	30.005	27.452	27.328	28.187	1'52.972	170,2	11:55'37.032
6	29.185	27.286	27.454	28.250	1'52.175	177,7	11:57'29.207
7	30.996	27.321	27.497	<b>27.613</b>	1'53.427	174,2	11:59'22.634
8	29.592	27.418	27.453	27.791	1'52.254	<b>185,8</b>	12:01'14.888
9	29.037	27.315	27.396	28.382	1'52.130	<b>185,8</b>	12:03'07.018
10	29.382	27.086	27.389	28.284	1'52.141	172,9	12:04'59.159
11	<b>28.891</b>	27.154	27.502	27.997	<b>1'51.544</b>	180,6	12:06'50.703
Race Time 20'43.048							

3° 89 W. NUGROHO (1'51.687)							
Lap	Seg.1	Seg.2	Seg.3	Seg.4	Lap Time	km/h	Local Time
1		27.497	27.879	28.780	2'00.035		11:48'07.690
2	30.080	27.185	27.549	27.868	1'52.682	181,8	11:50'00.372
3	29.584	27.192	27.336	28.250	1'52.362	<b>184,3</b>	11:51'52.734
4	29.768	26.938	27.246	<b>27.767</b>	1'51.719	174,5	11:53'44.453
5	29.796	27.579	27.374	27.998	1'52.747	182,7	11:55'37.200
6	29.778	<b>26.884</b>	27.440	27.858	1'51.960	178,8	11:57'29.160
7	29.656	26.975	27.596	28.493	1'52.720	172,3	11:59'21.880
8	30.077	26.907	27.221	28.184	1'52.389	172,3	12:01'14.269
9	30.023	27.052	27.336	28.543	1'52.954	170,2	12:03'07.223
10	29.792	27.013	<b>27.213</b>	27.793	1'51.811	174,8	12:04'59.034
11	<b>29.253</b>	27.075	27.539	27.820	<b>1'51.687</b>	175,1	12:06'50.721
Race Time 20'43.066							

4° 26 K. FONTAINHA (1'51.725)							
Lap	Seg.1	Seg.2	Seg.3	Seg.4	Lap Time	km/h	Local Time
1		28.226	27.078	28.047	1'59.723		11:48'07.378
2	30.150	27.115	27.263	28.179	1'52.707	181,2	11:50'00.085
3	29.431	27.363	<b>26.992</b>	28.022	1'51.808	180,6	11:51'51.893
4	29.419	27.242	27.334	28.147	1'52.142	175,9	11:53'44.035
5	29.748	27.297	27.494	28.302	1'52.841	166,8	11:55'36.876
6	30.086	27.384	27.451	<b>27.843</b>	1'52.764	171,5	11:57'29.640
7	29.716	<b>27.060</b>	27.279	28.201	1'52.256	177,9	11:59'21.896
8	29.360	27.219	27.775	28.329	1'52.683	174,0	12:01'14.579
9	29.681	27.302	27.667	28.138	1'52.788	180,6	12:03'07.367
10	29.644	27.364	27.016	27.881	1'51.905	181,2	12:04'59.272
11	<b>28.965</b>	27.120	27.614	28.026	<b>1'51.725</b>	<b>183,9</b>	12:06'50.997
Race Time 20'43.342							

5° 69 A. MC DONALD (1'51.404)							
Lap	Seg.1	Seg.2	Seg.3	Seg.4	Lap Time	km/h	Local Time
1		27.814	27.373	28.651	1'59.021		11:48'06.676
2	29.576	27.558	27.408	28.463	1'53.005	178,8	11:49'59.681
3	29.538	27.498	27.537	28.419	1'52.992	177,1	11:51'52.673
4	29.182	27.387	27.236	27.835	1'51.640	175,9	11:53'44.313

5	29.386	27.238	27.517	28.388	1'52.529	180,0	11:55'36.842
6	30.273	27.565	27.473	<b>27.679</b>	1'52.990	170,7	11:57'29.832
7	30.031	27.091	27.200	28.142	1'52.464	183,0	11:59'22.296
8	<b>29.010</b>	27.168	27.253	28.557	1'51.988	182,7	12:01'14.284
9	30.301	27.606	27.313	28.035	1'53.255	171,5	12:03'07.539
10	29.639	27.378	<b>27.098</b>	27.892	1'52.007	184,3	12:04'59.546
11	29.503	<b>26.815</b>	27.197	27.889	<b>1'51.404</b>	<b>184,9</b>	12:06'50.950
Race Time 20'43.295 + 0.070Pen							

6° 37 A. PIZZOLI (1'51.089)							
Lap	Seg.1	Seg.2	Seg.3	Seg.4	Lap Time	km/h	Local Time
1		27.757	27.577	28.222	1'59.559		11:48'07.214
2	29.672	27.421	27.432	28.050	1'52.575	182,4	11:49'59.789
3	<b>29.242</b>	27.290	27.111	28.362	1'52.005	182,4	11:51'51.794
4	29.381	27.288	27.557	28.183	1'52.409	176,2	11:53'44.203
5	29.476	27.251	27.427	28.659	1'52.813	174,8	11:55'37.016
6	30.715	27.775	27.265	<b>27.676</b>	1'53.431	174,2	11:57'30.447
7	29.763	27.246	27.083	27.876	1'51.968	<b>187,7</b>	11:59'22.415
8	29.690	27.572	27.644	27.945	1'52.851	182,7	12:01'15.266
9	29.452	27.589	27.325	28.001	1'52.367	184,9	12:03'07.633
10	29.641	27.873	<b>26.869</b>	27.938	1'52.321	181,2	12:04'59.954
11	29.281	<b>26.959</b>	27.110	27.739	<b>1'51.089</b>	184,9	12:06'51.043
Race Time 20'43.388							

7° 88 E. BURR (1'51.474)							
Lap	Seg.1	Seg.2	Seg.3	Seg.4	Lap Time	km/h	Local Time
1		27.568	27.292	28.314	1'58.810		11:48'06.465
2	30.025	27.570	27.267	28.243	1'53.105	174,2	11:49'59.570
3	29.800	27.635	27.348	28.347	1'53.130	171,8	11:51'52.700
4	29.917	27.121	27.041	28.040	1'52.119	173,1	11:53'44.819
5	29.473	27.544	27.462	27.957	1'52.436	180,6	11:55'37.255
6	30.587	27.161	27.232	<b>27.673</b>	1'52.653	179,4	11:57'29.908
7	29.847	<b>26.972</b>	27.351	27.779	1'51.949	180,3	11:59'21.857
8	29.803	27.060	27.626	27.963	1'52.452	170,2	12:01'14.309
9	30.133	27.284	27.403	28.342	1'53.162	169,6	12:03'07.471
10	<b>29.023</b>	27.231	27.234	27.986	<b>1'51.474</b>	<b>183,6</b>	12:04'58.945
11	30.314	27.220	<b>26.949</b>	27.686	1'52.169	159,7	12:06'51.114
Race Time 20'43.459							

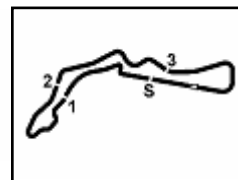
8° 10 G. CARBONNEL (1'51.542)							
Lap	Seg.1	Seg.2	Seg.3	Seg.4	Lap Time	km/h	Local Time
1		28.038	27.338	28.462	1'59.962		11:48'07.617
2	30.410	27.468	27.260	<b>27.696</b>	1'52.834	180,3	11:50'00.451
3	30.235	27.722	27.485	28.000	1'53.442	184,3	11:51'53.893
4	<b>29.150</b>	27.107	27.175	28.110	<b>1'51.542</b>	177,1	11:53'45.435
5	29.385	27.303	27.436	28.038	1'52.162	176,5	11:55'37.597
6	29.582	27.244	27.595	27.708	1'52.129	<b>185,2</b>	11:57'29.726
7	29.683	27.062	27.564	27.958	1'52.267	181,2	11:59'21.993
8	29.650	27.574	27.624	27.827	1'52.675	173,7	12:01'14.668
9	29.278	27.480	27.449	28.453	1'52.660	182,7	12:03'07.328
10	29.889	27.471	<b>26.868</b>	27.799	1'52.027	178,8	12:04'59.355
11	29.201	<b>27.032</b>	27.600	27.865	1'51.698	176,5	12:06'51.053
Race Time 20'43.398 + 0.142Pen							

9° 45 C. ROUGÉ (1'51.571)							
Lap	Seg.1	Seg.2	Seg.3	Seg.4	Lap Time	km/h	Local Time
1		27.889	27.695	28.391	1'59.125		11:48'06.780
2	29.854	27.463	27.580	28.384	1'53.281	181,2	11:50'00.061
3	29.585	27.629	27.355	28.123	1'52.692	178,2	11:51'52.753
4	<b>29.063</b>	27.109	27.453	27.984	1'51.609	178,8	11:53'44.362
5	29.646	27.377	27.691	28.323	1'53.037	181,2	11:55'37.399
6	30.314	27.499	27.351	27.739	1'52.903	184,6	11:57'30.302
7	29.863	26.976	27.287	27.941	1'52.067	182,4	11:59'22.369
8	30.091	27.456	27.429	27.633	1'52.609	180,9	12:01'14.978
9	29.723	27.781	27.363	27.908	1'52.775	186,5	12:03'07.753
10	29.703	27.408	<b>26.978</b>	27.809	1'51.898	<b>189,4</b>	12:04'59.651

30/07/2022 P = Pits In/Out - C = Lap Time Cancelled

These data/results cannot be reproduced, stored and/or transmitted in whole or in part by any manner of electronic, mechanical, photocopying, recording, broadcasting or otherwise now known or herein after developed without the previous express consent by the copyright owner, except for reproduction in daily press and regular printed publications on sale to the public within 60 days of the event related to those data/results and always provided that copyright symbol appears together as follows below.

© DORNA WSBK ORGANIZATION Srl 2022

**9.3****Yamaha R3  
731/05**

Autodrom Most 4.212 m

**Prosecco DOC Czech Round, 29-31 July 2022  
Chronological Analysis Race 1**

Start at 11:46'07.655

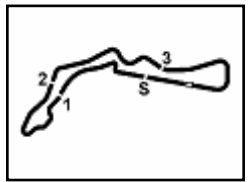
**2 / 3**

11	29.446	<b>26.902</b>	27.625	<b>27.598</b>	<b>1'51.571</b>	184,6	12:06'51.222	3	30.060	27.905	28.348	28.601	1'54.914	174,5	11:51'59.572
							Race Time 20'43.567	4	29.834	27.893	27.913	28.676	1'54.316	172,3	11:53'53.888
								5	29.986	27.891	28.143	28.392	1'54.412	170,2	11:55'48.300
								6	29.809	27.805	27.771	28.275	1'53.660	175,4	11:57'41.960
								7	29.900	27.840	27.963	28.565	1'54.268	172,1	11:59'36.228
								8	29.737	27.599	28.014	28.507	1'53.857	172,3	12:01'30.085
								9	29.686	<b>27.588</b>	27.851	<b>28.197</b>	1'53.322	171,8	12:03'23.407
								10	<b>29.343</b>	27.791	27.702	28.572	1'53.408	<b>178,8</b>	12:05'16.815
								11	29.661	27.647	<b>27.484</b>	28.392	<b>1'53.184</b>	173,7	12:07'09.999
							Race Time 21'02.344								
<b>10° 32 K. KEANKUM (1'51.900)</b>															
Lap	Seg.1	Seg.2	Seg.3	Seg.4	Lap Time	km/h	Local Time	Lap	Seg.1	Seg.2	Seg.3	Seg.4	Lap Time	km/h	Local Time
1		28.477	27.784	28.116	2'00.636		11:48'08.291	1		28.651	28.119	28.919	2'03.189		11:48'10.844
2	29.765	27.740	27.334	28.288	1'53.127	176,8	11:50'01.418	2	29.646	28.007	27.702	28.848	1'54.203	178,5	11:50'05.047
3	29.381	27.658	27.352	28.175	1'52.566	177,1	11:51'53.984	3	30.122	27.977	28.164	28.674	1'54.937	<b>181,8</b>	11:51'59.984
4	29.355	<b>27.251</b>	27.133	28.163	1'51.902	178,2	11:53'45.886	4	<b>29.437</b>	28.123	28.163	28.328	1'54.051	180,6	11:53'54.035
5	<b>29.150</b>	27.627	27.151	27.972	<b>1'51.900</b>	179,1	11:55'37.786	5	29.745	27.971	27.913	28.584	1'54.213	175,1	11:55'48.248
6	29.777	27.385	27.451	27.871	1'52.484	182,4	11:57'30.270	6	30.148	27.575	27.627	28.501	1'53.851	170,4	11:57'42.099
7	29.994	27.667	27.182	28.020	1'52.863	182,1	11:59'23.133	7	29.688	27.688	27.971	28.727	1'54.074	175,1	11:59'36.173
8	29.445	27.395	27.492	28.128	1'52.460	180,9	12:01'15.593	8	31.132	<b>27.096</b>	27.880	28.402	1'54.510	169,6	12:01'30.683
9	29.276	27.937	27.202	27.858	1'52.273	180,6	12:03'07.866	9	29.464	27.369	<b>27.458</b>	28.330	<b>1'52.621</b>	178,2	12:03'23.304
10	29.437	27.968	<b>27.011</b>	<b>27.820</b>	1'52.236	<b>187,7</b>	12:05'00.102	10	29.568	27.697	27.795	28.485	1'53.545	174,5	12:05'16.849
11	29.263	27.813	27.358	28.074	1'52.508	183,9	12:06'52.610	11	29.725	27.587	27.839	<b>28.193</b>	1'53.344	175,4	12:07'10.193
							Race Time 20'44.955								Race Time 21'02.538
<b>11° 47 J. KUSMIERCZYK (1'51.301)</b>															
Lap	Seg.1	Seg.2	Seg.3	Seg.4	Lap Time	km/h	Local Time	Lap	Seg.1	Seg.2	Seg.3	Seg.4	Lap Time	km/h	Local Time
1		28.115	27.597	28.193	2'00.216		11:48'07.871	1		29.073	28.318	28.836	2'03.496		11:48'11.151
2	29.853	27.390	27.510	28.263	1'53.016	181,8	11:50'00.887	2	29.536	28.068	28.046	28.404	1'54.054	178,8	11:50'05.205
3	29.746	27.817	27.619	28.060	1'53.242	179,4	11:51'54.129	3	29.799	27.914	28.158	28.832	1'54.703	<b>182,4</b>	11:51'59.908
4	<b>28.847</b>	27.394	<b>27.115</b>	<b>27.945</b>	<b>1'51.301</b>	183,3	11:53'45.430	4	29.718	27.997	28.186	28.387	1'54.288	180,0	11:53'54.196
5	29.315	27.317	27.364	28.058	1'52.054	175,9	11:55'37.484	5	29.728	28.198	27.867	28.390	1'54.183	180,0	11:55'48.379
6	29.257	27.306	27.690	27.873	1'52.126	<b>183,9</b>	11:57'29.610	6	29.746	27.987	27.843	28.206	1'53.782	176,8	11:57'42.161
7	29.325	27.342	27.265	28.316	1'52.248	177,4	11:59'21.858	7	29.590	27.871	<b>27.707</b>	28.954	1'54.122	177,1	11:59'36.283
8	30.067	27.335	27.335	<b>27.791</b>	1'52.528	168,3	12:01'14.386	8	29.693	27.614	28.081	28.473	1'53.861	173,7	12:01'30.144
9	29.275	27.676	27.431	28.431	1'52.813	174,5	12:03'07.199	9	<b>29.241</b>	<b>27.477</b>	27.878	28.486	<b>1'53.082</b>	174,0	12:03'23.226
10	29.746	<b>26.979</b>	27.165	27.926	1'51.816	175,9	12:04'59.015	10	29.714	27.883	27.783	28.433	1'53.813	171,8	12:05'17.039
11	30.481	27.052	27.926	28.162	1'53.621	168,9	12:06'52.636	11	29.542	27.666	28.031	<b>27.968</b>	1'53.207	174,5	12:07'10.246
							Race Time 20'44.981								Race Time 21'02.591
<b>12° 46 D. NOWAK (1'50.934)</b>															
Lap	Seg.1	Seg.2	Seg.3	Seg.4	Lap Time	km/h	Local Time	Lap	Seg.1	Seg.2	Seg.3	Seg.4	Lap Time	km/h	Local Time
1		28.250	28.257	29.547	2'02.558		11:48'10.213	1		28.646	28.199	28.969	2'02.992		11:48'10.647
2	28.872	27.588	28.136	28.473	1'53.069	<b>181,5</b>	11:50'03.282	2	29.450	28.529	27.927	28.336	1'54.242	177,4	11:50'04.889
3	29.016	27.490	27.412	28.439	1'52.357	177,1	11:51'55.639	3	29.973	27.972	28.046	28.845	1'54.836	<b>180,3</b>	11:51'59.725
4	29.050	27.122	27.662	28.431	1'52.265	178,2	11:53'47.904	4	29.625	28.042	28.084	28.480	1'54.231	177,7	11:53'53.956
5	29.164	27.260	27.778	28.679	1'52.881	177,1	11:55'40.785	5	29.750	27.950	27.920	28.684	1'54.304	173,1	11:55'48.260
6	29.162	27.145	27.657	28.449	1'52.413	175,1	11:57'33.198	6	30.501	27.960	<b>27.609</b>	28.119	1'54.189	168,6	11:57'42.449
7	29.148	27.254	27.534	28.444	1'52.380	175,4	11:59'25.578	7	29.743	27.971	27.874	28.387	1'53.975	176,5	11:59'36.424
8	28.851	27.158	27.459	28.538	1'52.006	177,1	12:01'17.584	8	30.258	<b>27.567</b>	27.915	28.432	1'54.172	176,8	12:01'30.596
9	29.453	27.194	27.697	28.303	1'52.647	177,9	12:03'10.231	9	29.836	27.623	27.727	28.278	1'53.464	174,0	12:03'24.060
10	28.829	27.027	27.410	28.475	1'51.741	177,7	12:05'01.972	10	<b>29.269</b>	28.056	27.692	28.242	<b>1'53.259</b>	176,5	12:05'17.319
11	<b>28.775</b>	<b>26.994</b>	<b>27.227</b>	<b>27.938</b>	<b>1'50.934</b>	179,1	12:06'52.906	11	29.402	27.969	27.900	<b>28.038</b>	1'53.309	177,7	12:07'10.628
							Race Time 20'45.251								Race Time 21'02.973
<b>13° 42 C. GIMENEZ (1'51.016)</b>															
Lap	Seg.1	Seg.2	Seg.3	Seg.4	Lap Time	km/h	Local Time	Lap	Seg.1	Seg.2	Seg.3	Seg.4	Lap Time	km/h	Local Time
1		28.660	28.020	28.558	2'01.879		11:48'09.534	1		27.287	27.713	28.608	1'58.746		11:48'06.401
2	29.748	27.696	27.852	28.472	1'53.768	170,2	11:50'03.302	2	29.351	27.373	27.738	41.611	2'06.073P	173,1	11:50'12.474
3	29.543	27.308	27.445	28.111	1'52.407	172,3	11:51'55.709	3	44.517	27.316	27.572	28.654	2'08.059P		11:52'20.533
4	29.367	27.274	27.366	28.253	1'52.260	176,8	11:53'47.969	4	29.362	27.233	27.442	28.416	1'52.453	171,0	11:54'12.986
5	29.314	27.477	27.469	28.650	1'52.910	172,3	11:55'40.879	5	29.388	27.241	27.323	28.460	1'52.412	170,2	11:56'05.398
6	29.357	27.301	27.422	28.383	1'52.463	175,1	11:57'33.342	6	29.405	27.021	27.319	28.351	1'52.096	170,7	11:57'57.494
7	29.345	27.355	27.285	28.337	1'52.322	176,8	11:59'25.664	7	29.156	<b>26.955</b>	<b>27.154</b>	<b>27.936</b>	<b>1'51.201</b>	172,3	11:59'48.695
8	29.281	<b>26.950</b>	27.324	28.432	1'51.987	175,9	12:01'17.651	8	29.309	27.260	27.250	28.323	1'52.142	<b>177,7</b>	12:01'40.837
9	29.316	27.146	27.878	28.399	1'52.739	174,5	12:03'10.390	9	29.077	27.554	27.315	28.315	1'52.261	173,7	12:03'33.098
10	29.173	27.305	27.206	28.063	1'51.747	177,1	12:05'02.137								
11	<b>29.013</b>	27.071	<b>27.146</b>	<b>27.786</b>	<b>1'51.016</b>	<b>182,1</b>	12:06'53.153								
							Race Time 20'45.498								
<b>14° 55 B. CROCKFORD (1'53.184)</b>															
Lap	Seg.1	Seg.2	Seg.3	Seg.4	Lap Time	km/h	Local Time	Lap	Seg.1	Seg.2	Seg.3	Seg.4	Lap Time	km/h	Local Time
1		28.767	28.381	28.468	2'02.282		11:48'09.937	1		27.287	27.713	28.608	1'58.746		11:48'06.401
2	30.076	27.930	28.098	28.617	1'54.721	175,9	11:50'04.658	2	29.351	27.373	27.738	41.611	2'06.073P	173,1	11:50'12.474

30/07/2022 P = Pits In/Out - C = Lap Time Cancelled

These data/results cannot be reproduced, stored and/or transmitted in whole or in part by any manner of electronic, mechanical, photocopying, recording, broadcasting or otherwise now known or herein after developed without the previous express consent by the copyright owner, except for reproduction in daily press and regular printed publications on sale to the public within 60 days of the event related to those data/results and always provided that copyright symbol appears together as follows below.

© DORNA WSBK ORGANIZATION Srl 2022

**9.3**Yamaha R3  
731/05

Autodrom Most 4.212 m

3 / 3

**Prosecco DOC Czech Round, 29-31 July 2022**  
**Chronological Analysis Race 1**

Start at 11:46'07.655

10	29.186	27.223	27.361	28.291	1'52.061	173,1	12:05'25.159
11	<b>29.050</b>	27.067	27.395	28.303	1'51.815	173,4	12:07'16.974

Race Time 21'09.319

19° 86 D. TURECEK (1'54.635)							
Lap	Seg.1	Seg.2	Seg.3	Seg.4	Lap Time	km/h	Local Time
1		29.085	28.355	29.068	2'04.370		11:48'12.025
2	<b>30.071</b>	28.219	28.036	28.704	1'55.030	<b>178,8</b>	11:50'07.055
3	30.202	28.039	27.898	<b>28.496</b>	<b>1'54.635</b>	172,1	11:52'01.690
4	30.094	28.203	28.124	28.619	1'55.040	172,6	11:53'56.730
5	30.426	28.451	27.918	28.826	1'55.621	171,5	11:55'52.351
6	30.321	28.348	28.099	28.806	1'55.574	170,2	11:57'47.925
7	30.399	28.378	28.233	28.916	1'55.926	169,9	11:59'43.851
8	30.264	<b>27.998</b>	28.028	28.836	1'55.126	169,6	12:01'38.977
9	30.265	28.317	<b>27.782</b>	28.579	1'54.943	168,9	12:03'33.920
10	30.104	28.532	28.171	28.994	1'55.801	173,1	12:05'29.721
11	30.188	28.236	27.945	28.894	1'55.263	169,9	12:07'24.984

Race Time 21'17.329

20° 77 M. ABDALAZIZ BINLADIN (1'54.523)							
Lap	Seg.1	Seg.2	Seg.3	Seg.4	Lap Time	km/h	Local Time
1		28.860	28.630	28.996	2'04.250		11:48'11.905
2	30.362	28.476	28.599	29.217	1'56.654	174,0	11:50'08.559
3	30.374	28.357	29.141	29.117	1'56.989	173,1	11:52'05.548
4	30.101	28.198	28.402	28.822	1'55.523	170,2	11:54'01.071
5	30.320	28.182	28.450	29.032	1'55.984	171,8	11:55'57.055
6	30.065	28.209	28.492	28.968	1'55.734	171,2	11:57'52.789
7	30.119	27.858	28.592	28.695	1'55.264	169,6	11:59'48.053
8	30.185	<b>27.809</b>	28.297	28.569	1'54.860	173,1	12:01'42.913
9	29.787	27.853	28.437	<b>28.546</b>	1'54.623	174,8	12:03'37.536
10	<b>29.516</b>	28.094	28.322	28.591	<b>1'54.523</b>	<b>178,2</b>	12:05'32.059
11	29.781	28.063	<b>28.282</b>	28.982	1'55.108	174,8	12:07'27.167

Race Time 21'19.512

21° 11 A. OUREDNICEK (1'54.451)							
Lap	Seg.1	Seg.2	Seg.3	Seg.4	Lap Time	km/h	Local Time
1		29.143	28.748	29.186	2'05.075		11:48'12.730
2	30.013	28.382	28.386	29.015	1'55.796	175,9	11:50'08.526
3	30.541	28.425	29.092	29.084	1'57.142	172,1	11:52'05.668
4	29.789	28.235	28.277	29.075	1'55.376	175,1	11:54'01.044
5	30.798	28.047	28.497	28.932	1'56.274	170,4	11:55'57.318
6	30.111	28.037	28.553	28.954	1'55.655	<b>178,5</b>	11:57'52.973
7	29.708	27.954	28.297	29.065	1'55.024	175,1	11:59'47.997
8	29.810	28.001	28.183	<b>28.824</b>	1'54.818	172,3	12:01'42.815
9	<b>29.595</b>	<b>27.706</b>	28.174	28.976	<b>1'54.451</b>	173,4	12:03'37.266
10	29.703	28.028	<b>28.156</b>	28.849	1'54.736	172,9	12:05'32.002
11	30.098	28.001	28.309	28.923	1'55.331	172,9	12:07'27.333

Race Time 21'19.678

30/07/2022 P = Pits In/Out - C = Lap Time Cancelled

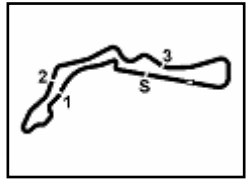
These data/results cannot be reproduced, stored and/or transmitted in whole or in part by any manner of electronic, mechanical, photocopying, recording, broadcasting or otherwise now known or herein after developed without the previous express consent by the copyright owner, except for reproduction in daily press and regular printed publications on sale to the public within 60 days of the event related to those data/results and always provided that copyright symbol appears together as follows below.

© DORNA WSBK ORGANIZATION Srl 2022



9.4

Yamaha R3  
731/05



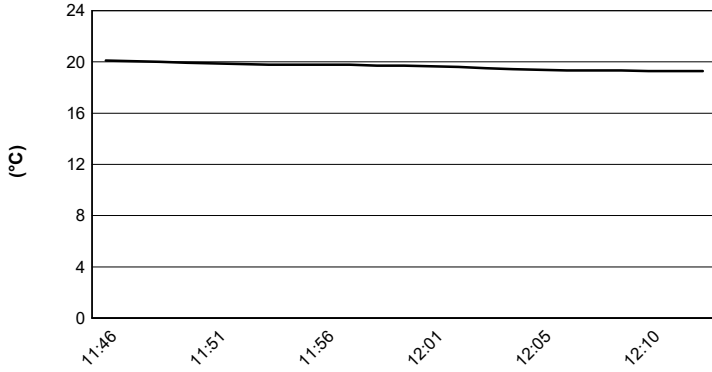
Autodrom Most 4.212 m

# Prosecco DOC Czech Round, 29-31 July 2022

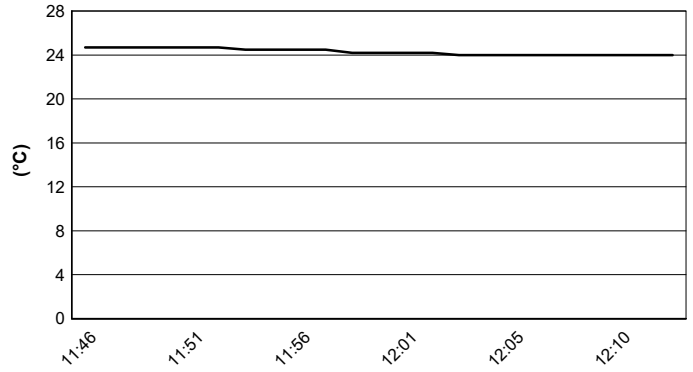
## Weather Report Race 1

Session started 11:46 - Session ended 12:13

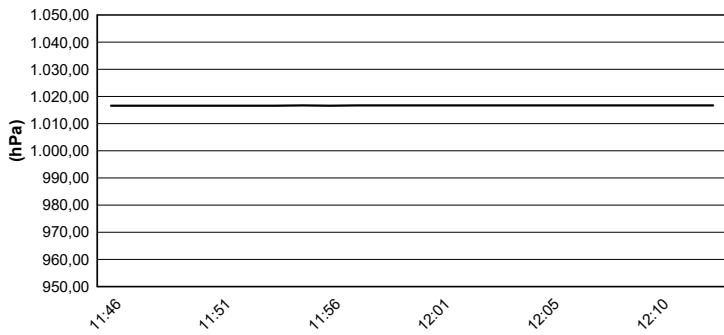
### Air Temperature



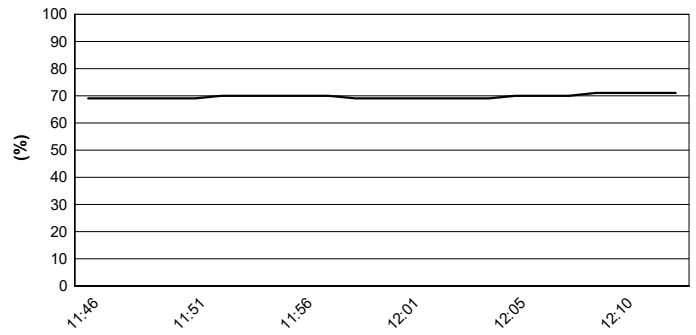
### Track Temperature



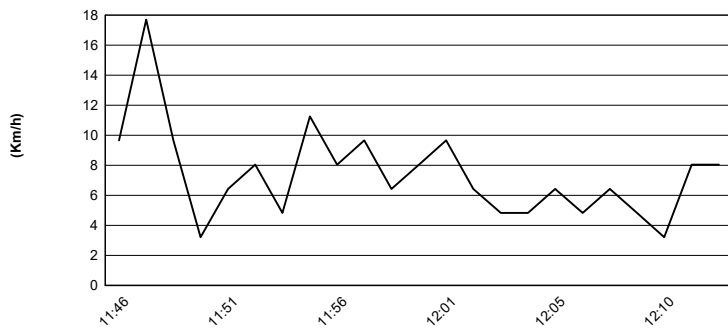
### Air Pressure



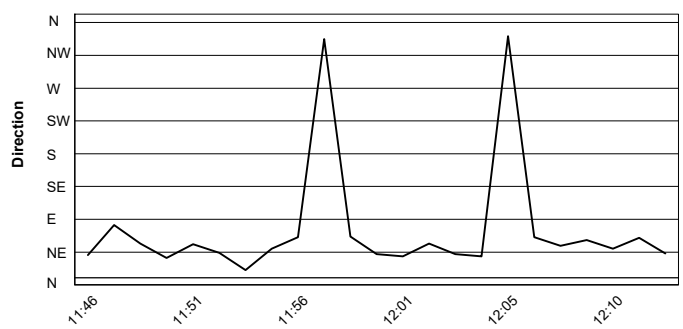
### Humidity



### Wind Speed



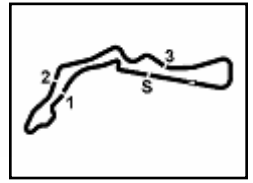
### Wind Direction



30/07/2022

These data/results cannot be reproduced, stored and/or transmitted in whole or in part by any manner of electronic, mechanical, photocopying, recording, broadcasting or otherwise now known or herein after developed without the previous express consent by the copyright owner, except for reproduction in daily press and regular printed publications on sale to the public within 60 days of the event related to those data/results and always provided that copyright symbol appears together as follows below.

© DORNA WSBK ORGANIZATION Srl 2022

**9.5****Yamaha R3  
731/05**

Autodrom Most 4.212 m

**Prosecco DOC Czech Round, 29-31 July 2022  
Starting Grid - Race 2 [11 Laps x 4,212 km = 46,332 km]**

1	1	<b>37</b> PIZZOLI A. Yamaha 1'50.412	2	<b>39</b> VALENTIM E. Yamaha 1'50.518	3	<b>80</b> MANSO G. Yamaha 1'50.873
2	4	<b>45</b> ROUGÉ C. Yamaha 1'50.910	5	<b>13</b> BERGAMINI D. Yamaha 1'50.950	6	<b>10</b> CARBONNEL G. Yamaha 1'51.071
3	7	<b>88</b> BURR E. Yamaha 1'51.235	8	<b>69</b> MC DONALD A. Yamaha 1'51.326	9	<b>47</b> KUSMIERCZYK J. Yamaha 1'51.350
4	10	<b>89</b> NUGROHO W. Yamaha 1'51.387	11	<b>26</b> FONTAINHA K. Yamaha 1'51.521	12	<b>55</b> CROCKFORD B. Yamaha 1'51.550
5	13	<b>32</b> KEANKUM K. Yamaha 1'51.587	14	<b>42</b> GIMENEZ C. Yamaha 1'51.775	15	<b>46</b> NOWAK D. Yamaha 1'51.960
6	16	<b>25</b> HORN T. Yamaha 1'52.628	17	<b>11</b> OUREDNICEK A. Yamaha 1'52.939	18	<b>56</b> GELLY V. Yamaha 1'53.341
7	19	<b>18</b> PALLADINO D. Yamaha 1'53.942	20	<b>77</b> ABDALAZIZ BINLAD Yamaha 1'54.115	21	<b>86</b> TURECEK D. Yamaha 1'54.843

30/07/2022 The Race Director .....

These data/results cannot be reproduced, stored and/or transmitted in whole or in part by any manner of electronic, mechanical, photocopying, recording, broadcasting or otherwise now known or herein after developed without the previous express consent by the copyright owner, except for reproduction in daily press and regular printed publications on sale to the public within 60 days of the event related to those data/results and always provided that copyright symbol appears together as follows below. © DORNA WSBK ORGANIZATION Srl 2022

**PERUGIA TIMING**