

Estoril Round, 20-22 May 2022

Results Race 1

Laps 21 = 87,822 Km - Time of Race 33'58.478 - Avg. 155,096 km/h

Pos	Grid	No. Rider	Nat	Team	Bike	Class	LL	Gap	Rel.	Fastest Lap	Speed	Qualifying	Speed
1	3	19 A. BAUTISTA	ESP	Aruba.it Racing - Ducati	Ducati Panigale V4R		21			1'36.461	324,3	1'35.963	321,4
2	2	1 T. RAZGATLIOGLU	TUR	Pata Yamaha with Brixx WorldSBK	Yamaha YZF R1		21	0.126	0.126	1'36.208	310,3	1'35.437	314,0
3	1	65 J. REA	GBR	Kawasaki Racing Team WorldSBK	Kawasaki ZX-10RR		21	4.835	4.709	1'36.204	314,0	1'35.346	314,0
4	5	55 A. LOCATELLI	ITA	Pata Yamaha with Brixx WorldSBK	Yamaha YZF R1		21	17.079	12.244	1'36.788	311,2	1'36.198	314,0
5	11	97 X. VIERGE	ESP	Team HRC	Honda CBR1000 RR-R		21	19.107	2.028	1'37.069	321,4	1'36.747	323,4
6	7	7 I. LECUONA	ESP	Team HRC	Honda CBR1000 RR-R		21	19.215	0.108	1'37.123	316,7	1'36.433	316,7
7	8	22 A. LOWES	GBR	Kawasaki Racing Team WorldSBK	Kawasaki ZX-10RR		21	21.956	2.741	1'37.331	314,0	1'36.538	318,6
8	4	45 S. REDDING	GBR	BMW Motorrad WorldSBK Team	BMW M1000RR		21	23.090	1.134	1'37.013	314,0	1'35.979	317,6
9	6	21 M. RINALDI	ITA	Aruba.it Racing - Ducati	Ducati Panigale V4R		21	24.104	1.014	1'37.617	320,5	1'36.236	318,6
10	12	76 L. BAZ	FRA	Bonovo Action BMW	BMW M1000RR	IND	21	25.212	1.108	1'37.234	320,5	1'36.755	310,3
11	17	12 X. FORES	ESP	Team GoEleven	Ducati Panigale V4R	IND	21	27.516	2.304	1'37.636	314,9	1'37.521	307,7
12	14	47 A. BASSANI	ITA	Motocorsa Racing	Ducati Panigale V4R	IND	21	30.686	3.170	1'37.218	318,6	1'37.015	310,3
13	15	29 L. BERNARDI	SMR	BARNI Spark Racing Team	Ducati Panigale V4R	IND	21	39.599	8.913	1'38.137	318,6	1'37.105	315,8
14	13	3 K. NOZANE	JPN	GYTR GRT Yamaha WorldSBK Team	Yamaha YZF R1	IND	21	39.643	0.044	1'38.013	310,3	1'36.980	308,6
15	9	50 E. LAVERTY	IRL	Bonovo Action BMW	BMW M1000RR	IND	21	41.735	2.092	1'37.937	319,5	1'36.659	315,8
16	16	17 M. FRITZ	GER	Yamaha Motoxracing WorldSBK Team	Yamaha YZF R1	IND	21	41.854	0.119	1'38.383	308,6	1'37.124	307,7
17	10	44 L. MAHIAS	FRA	Kawasaki Puccetti Racing	Kawasaki ZX-10RR	IND	21	42.790	0.936	1'37.954	307,7	1'36.674	304,2
18	18	23 C. PONSSON	FRA	Gil Motor Sport-Yamaha	Yamaha YZF R1	IND	21	50.082	7.292	1'38.345	307,7	1'37.775	305,9
19	20	35 H. SYAHRIN	MAS	MIE Racing Honda Team	Honda CBR1000 RR-R	IND	21	1'08.940	18.858	1'39.423	307,7	1'38.065	309,5
20	22	52 D. KONIG	CZE	Orelac Racing Verdatura	Kawasaki ZX-10RR	IND	21	1'08.979	0.039	1'39.399	313,0	1'38.709	305,1
21	21	32 I. VINALES	ESP	TPR Team Pedercini Racing	Kawasaki ZX-10RR	IND	19	2 Laps	2 Laps	1'39.001	299,2	1'38.436	305,9
-----Not Classified-----													
RET	19	36 L. MERCADO	ARG	MIE Racing Honda Team	Honda CBR1000 RR-R	IND	0				201,5	1'37.867	310,3

AIR	Humidity:	77%	Temp:	19°C
TRACK	Condition:	Dry	Temp:	32°C

Records	Pole [SP]	2022	J.Rea	1'35.346	157,90 Km/h
	Race [SPRC]	2020	T.Razgattioğlu	1'36.594	155,86 Km/h
	All Times [SP]	2022	J.Rea	1'35.346	157,90 Km/h
Race Fastest Lap	[New Record]	Lap 4	J.Rea	1'36.204	156,49 Km/h

LAP LEADERS					
No.	Rider	From	To	Laps	Total
1	T. RAZGATLIOGLU	1	5	5	
65	J. REA	6	7	2	
1	T. RAZGATLIOGLU	8	9	2	
65	J. REA	10	10	1	
1	T. RAZGATLIOGLU	11	11	1	
65	J. REA	12	12	1	
1	T. RAZGATLIOGLU	13	13	1	
65	J. REA	14	14	1	5
1	T. RAZGATLIOGLU	15	20	6	15
19	A. BAUTISTA	21	21	1	1

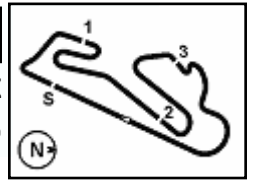
TOTAL LEADER LAPS		
No.	Rider	Laps
19	A. BAUTISTA	52
65	J. REA	35
1	T. RAZGATLIOGLU	31

Start 14:00 End 14:39 The results are provisional until the end of the time limit for protests and appeals and the completion of the technical checks.

21/05/2022

These data/results cannot be reproduced, stored and/or transmitted in whole or in part by any manner of electronic, mechanical, photocopying, recording, broadcasting or otherwise now known or herein after developed without the previous express consent by the copyright owner, except for reproduction in daily press and regular printed publications on sale to the public within 60 days of the event related to those data/results and always provided that copyright symbol appears together as follows below.

© DORNA WSBK ORGANIZATION Srl 2022



Estoril Round, 20-22 May 2022
Results Race 1

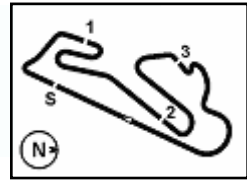
Race Highlights

Time	No. Rider	Description
13.52.04	32 I. VINALES	Bike moved to the pit lane
13.52.26	32 I. VINALES	Will start the race from the back of the grid
13.57.57		Warm-up Lap Start
14.00.26		Start
14.00.50	32 I. VINALES	Exited Pits
14.01.43	36 L. MERCADO	Crashed - Turn 7
14.02.06		No Jump Start
14.02.12	36 L. MERCADO	Not Actively Competing
14.07.27		New Best Race Lap
14.07.34	32 I. VINALES	Entered Pits
14.10.38	32 I. VINALES	Exited Pits
14.23.12		2/3 of Race Distance Completed
14.39.39		End Of Session

21/05/2022 Start End The results are provisional until the end of the time limit for protests and appeals and the completion of the technical checks.

These data/results cannot be reproduced, stored and/or transmitted in whole or in part by any manner of electronic, mechanical, photocopying, recording, broadcasting or otherwise now known or herein after developed without the previous express consent by the copyright owner, except for reproduction in daily press and regular printed publications on sale to the public within 60 days of the event related to those data/results and always provided that copyright symbol appears together as follows below.

© DORNA WSBK ORGANIZATION Srl 2022



Estoril Round, 20-22 May 2022 Championship Standings

Points	Points From First	Points From Previous	April		May	June	July	July	September	September	October	October	November	December		
			ARAGON	ASSEN	ESTORIL	MISANO	DONINGTON	MOST	MAGNY-COURS	BARCELONA	PORTIMAO	VILLICUM	MANDALIKA	PHILLIP ISLAND		
1	BAUTISTA Alvaro (ESP)	134	20	25	25											
			12	7												
2	REA Jonathan (GBR)	107	27		16											
			9	12												
3	RAZGATLIOGLU Toprak (TUR)	84	50	23												
			16	16	20											
			7	9												
4	LOCATELLI Andrea (ITA)	68	66	16												
			11	13	13											
			5	6												
5	LECUONA Iker (ESP)	60	74	8												
			10	11	10											
			2	5												
6	RINALDI Michael Ruben (ITA)	50	84	10												
			13	13	7											
			6	2												
7	VIERGE Xavi (ESP)	41	93	9												
			9	8	11											
			1	5												
8	LOWES Alex (GBR)	37	97	4												
			11	13	9											
			4													
9	BASSANI Axel (ITA)	34	100	3												
			10	6	4											
			3	1												
10	BAZ Loris (FRA)	34	100	0												
			5	9	6											
			10	4												
11	REDDING Scott (GBR)	27	107	7												
			1	7	8											
			7	11												
12	GERLOFF Garrett (USA)	25	109	2												
			7	7												
			8	3												
13	OETTL Philipp (GER)	15	119	10												
			3	3												
			9													
14	MAHIAS Lucas (FRA)	14	120	1												
			2	5												
			1	6												
15	VAN DER MARK Michael (NED)	11	123	3												
				3	8											
16	LAVERTY Eugene (IRL)	11	123	0												
			6	4	1											
17	MYKHALCHYK Illia (UKR)	9	125	2												
			8	1												
18	TAMBURINI Roberto (ITA)	9	125	0												
			2	2	5											
19	BERNARDI Luca (SMR)	9	125	0												
			4	2	3											
20	PONSSON Christophe (FRA)	8	126	1												
				4	4											
21	FORES Xavi (ESP)	5	129	3												
				5												
22	HASLAM Leon (GBR)	3	131	2												
				3												
23	NOZANE Kohta (JPN)	2	132	1												
				2												
24	MERCADO Leandro (ARG)	1	133	1												
				1												

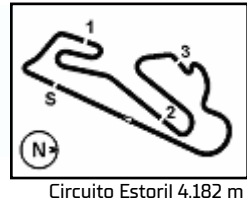
21/05/2022

These data/results cannot be reproduced, stored and/or transmitted in whole or in part by any manner of electronic, mechanical, photocopying, recording, broadcasting or otherwise now known or herein after developed without the previous express consent by the copyright owner, except for reproduction in daily press and regular printed publications on sale to the public within 60 days of the event related to those data/results and always provided that copyright symbol appears together as follows below.

© DORNA WSBK ORGANIZATION Srl 2022

FICR PERUGIA TIMING





Estoril Round, 20-22 May 2022 Championship Standings

Points	Points From First	Points From Previous	April	April	May	June	July	July	September	September	October	October	November	December	
			ARAGON	ASSEN	ESTORIL	MISANO	DONINGTON	MOST	MAGNY-COURS	BARCELONA	PORTIMAO	VILLICUM	MANDALIKA	PHILIP ISLAND	
Independent Riders															
1	BASSANI Axel (ITA)	34	10 3	6 10	10 1	4									
2	BAZ Loris (FRA)	34 0	5 9	10 4	6										
3	GERLOFF Garrett (USA)	25 9 9	7 7	8 3											
4	OETTL Philipp (GER)	15 19 10	3 3	9											
5	MAHIAS Lucas (FRA)	14 20 1	2 5	1 6											
6	LAVERTY Eugene (IRL)	11 23 3	6 4		1										
7	TAMBURINI Roberto (ITA)	9 25 2	2	2 5											
8	BERNARDI Luca (SMR)	9 25 0	4	2 3											
9	PONSSON Christophe (FRA)	8 26 1		4 4											
10	FORES Xavi (ESP)	5 29 3			5										
11	HASLAM Leon (GBR)	3 31 2		3											
12	NOZANE Kohta (JPN)	2 32 1			2										
13	MERCADO Leandro (ARG)	1 33 1		1											

21/05/2022

These data/results cannot be reproduced, stored and/or transmitted in whole or in part by any manner of electronic, mechanical, photocopying, recording, broadcasting or otherwise now known or herein after developed without the previous express consent by the copyright owner, except for reproduction in daily press and regular printed publications on sale to the public within 60 days of the event related to those data/results and always provided that copyright symbol appears together as follows below.

© DORNA WSBK ORGANIZATION Srl 2022

FICR PERUGIA TIMING



Estoril Round, 20-22 May 2022

Lap Chart Race 1

	Lap																				
	1	2	3	4	5	6	7	8	9	10	11	12	13	14	15	16	17	18	19	20	21
1	1	1	1	1	1	65	65	1	1	65	1	65	1	65	1	1	1	1	1	1	19
2	65	65	65	65	65	1	1	65	65	1	65	1	65	1	65	19	19	19	19	19	1
3	55	55	55	19	19	19	19	19	19	19	19	19	19	19	19	65	65	65	65	65	65
4	19	19	19	55	55	55	55	55	55	55	55	55	55	55	55	55	55	55	55	55	55
5	22	45	45	45	45	45	45	45	45	45	45	45	45	45	45	7	7	7	7	7	97
6	45	7	7	7	7	7	7	7	7	7	7	7	7	7	7	45	97	97	97	97	7
7	7	22	22	22	22	22	97	97	97	97	97	97	97	97	97	45	45	45	45	45	22
8	97	47	97	97	97	97	22	22	22	22	22	22	22	22	22	22	22	22	22	22	45
9	47	97	47	47	47	47	47	47	47	47	47	76	76	76	76	76	76	76	76	21	21
10	3	21	21	21	21	76	76	76	76	76	76	47	47	47	47	21	21	21	21	76	76
11	21	3	50	50	76	21	21	21	21	21	21	21	21	21	21	47	47	47	47	12	12
12	50	50	76	76	50	50	50	50	50	12	12	12	12	12	12	12	12	12	12	47	47
13	76	76	3	3	3	3	3	3	3	50	3	3	3	3	3	3	3	3	3	3	29
14	44	44	44	44	44	44	12	12	3	50	50	50	50	50	50	29	29	29	29	29	3
15	17	17	17	17	12	12	12	44	44	44	44	44	44	44	44	50	50	50	50	50	50
16	23	29	12	12	17	17	17	17	29	29	29	29	29	29	29	44	44	44	44	17	17
17	29	23	29	29	29	29	29	29	29	17	17	17	17	17	17	17	17	17	17	44	44
18	35	12	23	23	23	23	23	23	23	23	23	23	23	23	23	23	23	23	23	23	23
19	12	35	35	35	35	35	35	35	35	35	35	35	35	35	35	35	35	35	35	35	35
20	52	52	52	52	52	52	52	52	52	52	52	52	52	52	52	52	52	52	52	52	52
21	32	32	32	32	32	32	32	32	32	32	32	32	32	32	32	32	32	32	32	32	32

Final Result			
1	19	A. BAUTISTA	Laps 21
2	1	T. RAZGATLIUOLU	0.126
3	65	J. REA	4.835
4	55	A. LOCATELLI	17.079
5	97	X. VIERGE	19.107
6	7	I. LECUONA	19.215
7	22	A. LOWES	21.956
8	45	S. REDDING	23.090
9	21	M. RINALDI	24.104
10	76	L. BAZ	25.212
11	12	X. FORES	27.516
12	47	A. BASSANI	30.686
13	29	L. BERNARDI	39.599
14	3	K. NOZANE	39.643
15	50	E. LAVERTY	41.735
16	17	M. FRITZ	41.854
17	44	L. MAHIAS	42.790
18	23	C. PONSSON	50.082
19	35	H. SYHRIN	1'08.940
20	52	D. KONIG	1'08.979
21	32	I. VINALES	2 Laps
RET	36	L. MERCADO	

21/05/2022

These data/results cannot be reproduced, stored and/or transmitted in whole or in part by any manner of electronic, mechanical, photocopying, recording, broadcasting or otherwise now known or herein after developed without the previous express consent by the copyright owner, except for reproduction in daily press and regular printed publications on sale to the public within 60 days of the event related to those data/results and always provided that copyright symbol appears together as follows below.

© DORNA WSBK ORGANIZATION Srl 2022

Estoril Round, 20-22 May 2022

Lap Chart Race 1

2 / 4

Lap 1		
1	1 T.Razgatlioglu	1'40.479
2	65 J.Rea	0.156
3	55 A.Locatelli	0.718
4	19 A.Bautista	0.999
5	22 A.Lowes	1.936
6	45 S.Redding	2.150
7	7 I.Lecuona	2.210
8	97 X.Vierge	2.725
9	47 A.Bassani	3.136
10	3 K.Nozone	3.265
11	21 M.Rinaldi	3.381
12	50 E.Laverty	3.568
13	76 L.Baz	3.773
14	44 L.Mahias	4.316
15	17 M.Fritz	4.850
16	23 C.Ponsson	5.433
17	29 L.Bernardi	5.816
18	35 H.Syahrin	6.384
19	12 X.Fores	6.408
20	52 O.Konig	6.727
21	32 I.Vinales	18.376

3	19 A.Bautista	2.630
4	55 A.Locatelli	2.630
5	45 S.Redding	4.777
6	7 I.Lecuona	4.960
7	22 A.Lowes	5.737
8	97 X.Vierge	6.259
9	47 A.Bassani	6.569
10	21 M.Rinaldi	8.202
11	50 E.Laverty	8.606
12	76 L.Baz	8.685
13	3 K.Nozone	9.164
14	44 L.Mahias	9.854
15	17 M.Fritz	11.140
16	12 X.Fores	11.238
17	29 L.Bernardi	12.411
18	23 C.Ponsson	12.772
19	35 H.Syahrin	16.158
20	52 O.Konig	16.372
21	32 I.Vinales	45.117

7	97 X.Vierge	8.847
8	22 A.Lowes	9.194
9	47 A.Bassani	9.591
10	76 L.Baz	10.945
11	21 M.Rinaldi	11.702
12	50 E.Laverty	13.025
13	3 K.Nozone	13.314
14	44 L.Mahias	14.393
15	12 X.Fores	14.549
16	17 M.Fritz	17.060
17	29 L.Bernardi	17.199
18	23 C.Ponsson	17.883
19	35 H.Syahrin	25.758
20	52 O.Konig	25.958
21	32 I.Vinales	

11	21 M.Rinaldi	14.415
12	12 X.Fores	17.981
13	50 E.Laverty	18.484
14	3 K.Nozone	18.735
15	44 L.Mahias	19.193
16	29 L.Bernardi	21.784
17	17 M.Fritz	22.163
18	23 C.Ponsson	23.874
19	35 H.Syahrin	34.636
20	52 O.Konig	35.107
21	32 I.Vinales	

Lap 2		
1	1 T.Razgatlioglu	3'16.864
2	65 J.Rea	0.029
3	55 A.Locatelli	1.400
4	19 A.Bautista	1.615
5	45 S.Redding	3.277
6	7 I.Lecuona	3.313
7	22 A.Lowes	3.741
8	47 A.Bassani	4.578
9	97 X.Vierge	4.592
10	21 M.Rinaldi	5.008
11	3 K.Nozone	5.405
12	50 E.Laverty	5.440
13	76 L.Baz	5.667
14	44 L.Mahias	6.564
15	17 M.Fritz	6.998
16	29 L.Bernardi	7.898
17	23 C.Ponsson	8.199
18	12 X.Fores	8.285
19	35 H.Syahrin	9.893
20	52 O.Konig	10.257
21	32 I.Vinales	23.144

Lap 5		
1	1 T.Razgatlioglu	8'05.967
2	65 J.Rea	0.385
3	19 A.Bautista	2.943
4	55 A.Locatelli	3.611
5	45 S.Redding	5.588
6	7 I.Lecuona	5.817
7	22 A.Lowes	7.157
8	97 X.Vierge	7.387
9	47 A.Bassani	7.871
10	21 M.Rinaldi	9.596
11	76 L.Baz	9.688
12	50 E.Laverty	10.405
13	3 K.Nozone	10.900
14	44 L.Mahias	11.583
15	12 X.Fores	12.537
16	17 M.Fritz	13.270
17	29 L.Bernardi	14.157
18	23 C.Ponsson	14.726
19	35 H.Syahrin	19.530
20	52 O.Konig	19.675
21	32 I.Vinales	

Lap 8		
1	1 T.Razgatlioglu	12'56.359
2	65 J.Rea	0.015
3	19 A.Bautista	2.480
4	55 A.Locatelli	5.144
5	45 S.Redding	7.800
6	7 I.Lecuona	8.051
7	97 X.Vierge	9.316
8	22 A.Lowes	10.152
9	47 A.Bassani	10.491
10	76 L.Baz	11.579
11	21 M.Rinaldi	12.885
12	50 E.Laverty	14.955
13	3 K.Nozone	15.218
14	12 X.Fores	15.634
15	44 L.Mahias	16.506
16	17 M.Fritz	18.953
17	29 L.Bernardi	19.239
18	23 C.Ponsson	19.643
19	35 H.Syahrin	29.155
20	52 O.Konig	29.431
21	32 I.Vinales	

Lap 11		
1	1 T.Razgatlioglu	17'47.563
2	65 J.Rea	0.014
3	19 A.Bautista	1.579
4	55 A.Locatelli	7.307
5	45 S.Redding	9.329
6	7 I.Lecuona	9.435
7	97 X.Vierge	10.028
8	22 A.Lowes	12.134
9	47 A.Bassani	13.535
10	76 L.Baz	13.700
11	21 M.Rinaldi	14.983
12	12 X.Fores	18.612
13	3 K.Nozone	20.270
14	50 E.Laverty	20.720
15	44 L.Mahias	20.945
16	29 L.Bernardi	23.048
17	17 M.Fritz	23.629
18	23 C.Ponsson	25.759
19	35 H.Syahrin	37.817
20	52 O.Konig	38.364
21	32 I.Vinales	

Lap 3		
1	1 T.Razgatlioglu	4'53.368
2	65 J.Rea	0.525
3	55 A.Locatelli	1.684
4	19 A.Bautista	1.891
5	45 S.Redding	3.786
6	7 I.Lecuona	3.932
7	22 A.Lowes	4.614
8	97 X.Vierge	5.315
9	47 A.Bassani	5.559
10	21 M.Rinaldi	6.593
11	50 E.Laverty	6.873
12	76 L.Baz	7.000
13	3 K.Nozone	7.359
14	44 L.Mahias	8.108
15	17 M.Fritz	8.899
16	12 X.Fores	9.810
17	29 L.Bernardi	10.154
18	23 C.Ponsson	10.521
19	35 H.Syahrin	12.812
20	52 O.Konig	13.152
21	32 I.Vinales	26.514

Lap 6		
1	65 J.Rea	9'43.044
2	1 T.Razgatlioglu	0.386
3	19 A.Bautista	2.603
4	55 A.Locatelli	3.813
5	45 S.Redding	6.155
6	7 I.Lecuona	6.240
7	22 A.Lowes	8.163
8	97 X.Vierge	8.209
9	47 A.Bassani	8.496
10	76 L.Baz	10.039
11	21 M.Rinaldi	10.648
12	50 E.Laverty	11.381
13	3 K.Nozone	12.009
14	44 L.Mahias	12.592
15	12 X.Fores	13.210
16	17 M.Fritz	14.905
17	29 L.Bernardi	15.358
18	23 C.Ponsson	16.131
19	35 H.Syahrin	22.277
20	52 O.Konig	22.283
21	32 I.Vinales	

Lap 9		
1	1 T.Razgatlioglu	14'33.345
2	65 J.Rea	0.008
3	19 A.Bautista	2.332
4	55 A.Locatelli	5.628
5	45 S.Redding	8.349
6	7 I.Lecuona	8.569
7	97 X.Vierge	9.592
8	22 A.Lowes	11.044
9	47 A.Bassani	11.479
10	76 L.Baz	12.211
11	21 M.Rinaldi	13.516
12	50 E.Laverty	16.629
13	3 K.Nozone	16.781
14	12 X.Fores	16.786
15	44 L.Mahias	17.815
16	17 M.Fritz	20.350
17	29 L.Bernardi	20.509
18	23 C.Ponsson	21.776
19	35 H.Syahrin	31.938
20	52 O.Konig	32.209
21	32 I.Vinales	

Lap 12		
1	65 J.Rea	19'24.714
2	1 T.Razgatlioglu	0.131
3	19 A.Bautista	1.295
4	55 A.Locatelli	7.970
5	45 S.Redding	9.964
6	7 I.Lecuona	10.095
7	97 X.Vierge	10.675
8	22 A.Lowes	12.695
9	76 L.Baz	14.690
10	47 A.Bassani	14.982
11	21 M.Rinaldi	15.823
12	12 X.Fores	19.726
13	3 K.Nozone	21.604
14	50 E.Laverty	22.362
15	44 L.Mahias	23.047
16	29 L.Bernardi	24.390
17	17 M.Fritz	24.929
18	23 C.Ponsson	27.728
19	35 H.Syahrin	41.334
20	52 O.Konig	41.509
21	32 I.Vinales	

Lap 4		
1	1 T.Razgatlioglu	6'29.576
2	65 J.Rea	0.521

Lap 7		
1	65 J.Rea	11'19.759
2	1 T.Razgatlioglu	0.030
3	19 A.Bautista	2.619
4	55 A.Locatelli	4.454
5	45 S.Redding	6.933
6	7 I.Lecuona	6.961

Lap 10		
1	65 J.Rea	16'10.344
2	1 T.Razgatlioglu	0.110
3	19 A.Bautista	2.006
4	55 A.Locatelli	6.392
5	45 S.Redding	8.937
6	7 I.Lecuona	9.052
7	97 X.Vierge	9.849
8	22 A.Lowes	11.599
9	47 A.Bassani	12.519
10	76 L.Baz	13.081

Lap 13		
1	1 T.Razgatlioglu	21'01.819
2	65 J.Rea	0.032
3	19 A.Bautista	1.139
4	55 A.Locatelli	8.493
5	45 S.Redding	10.523
6	7 I.Lecuona	10.556
7	97 X.Vierge	11.314
8	22 A.Lowes	13.286
9	76 L.Baz	15.390
10	47 A.Bassani	15.918
11	21 M.Rinaldi	16.749
12	12 X.Fores	20.528
13	3 K.Nozone	23.118
14	50 E.Laverty	24.069

21/05/2022

These data/results cannot be reproduced, stored and/or transmitted in whole or in part by any manner of electronic, mechanical, photocopying, recording, broadcasting or otherwise now known or herein after developed without the previous express consent by the copyright owner, except for reproduction in daily press and regular printed publications on sale to the public within 60 days of the event related to those data/results and always provided that copyright symbol appears together as follows below.

© DORNA WSBK ORGANIZATION Srl 2022

FICR PERUGIA TIMING



Estoril Round, 20-22 May 2022

Lap Chart Race 1

15	44	L.Mahias	24.320
16	29	L.Bernardi	25.444
17	17	M.Fritz	26.354
18	23	C.Ponsson	30.047
19	35	H.Syahrin	44.708
20	52	O.Konig	44.924
21	32	<i>I.Vinales</i>	

19	35	H.Syahrin	54.064
20	52	O.Konig	54.226
21	32	<i>I.Vinales</i>	

Lap 20			
1	1	T.Razgatlioglu	32'21.209
2	19	A.Bautista	0.121
3	65	J.Rea	3.396
4	55	A.Locatelli	15.817
5	7	I.Lecuona	17.398
6	97	X.Vierge	17.605
7	45	S.Redding	20.738
8	22	A.Lowes	20.784
9	21	M.Rinaldi	23.059
10	76	L.Baz	23.551
11	12	X.Fores	26.567
12	47	A.Bassani	27.834
13	3	K.Nozone	36.933
14	29	L.Bernardi	37.077
15	50	E.Laverty	39.713
16	17	M.Fritz	39.913
17	44	L.Mahias	40.333
18	23	C.Ponsson	47.675
19	35	H.Syahrin	1'05.958
20	52	O.Konig	1'06.171

Lap 14			
1	65	J.Rea	22'38.875
2	1	T.Razgatlioglu	0.087
3	19	A.Bautista	1.001
4	55	A.Locatelli	9.353
5	45	S.Redding	11.324
6	7	I.Lecuona	11.348
7	97	X.Vierge	12.025
8	22	A.Lowes	14.538
9	76	L.Baz	16.287
10	47	A.Bassani	16.973
11	21	M.Rinaldi	17.365
12	12	X.Fores	21.336
13	3	K.Nozone	25.085
14	50	E.Laverty	25.935
15	44	L.Mahias	26.125
16	29	L.Bernardi	27.144
17	17	M.Fritz	27.925
18	23	C.Ponsson	32.665
19	35	H.Syahrin	47.715
20	52	O.Konig	48.210
21	32	<i>I.Vinales</i>	

Lap 17			
1	1	T.Razgatlioglu	27'29.711
2	19	A.Bautista	0.532
3	65	J.Rea	1.354
4	55	A.Locatelli	12.642
5	7	I.Lecuona	13.854
6	97	X.Vierge	14.821
7	45	S.Redding	15.601
8	22	A.Lowes	17.513
9	76	L.Baz	19.681
10	21	M.Rinaldi	20.222
11	47	A.Bassani	21.934
12	12	X.Fores	24.000
13	3	K.Nozone	30.858
14	29	L.Bernardi	32.216
15	50	E.Laverty	32.796
16	44	L.Mahias	32.942
17	17	M.Fritz	33.422
18	23	C.Ponsson	39.672
19	35	H.Syahrin	57.310
20	52	O.Konig	57.511
21	32	<i>I.Vinales</i>	

Lap 21			
1	19	A.Bautista	33'58.478
2	1	T.Razgatlioglu	0.126
3	65	J.Rea	4.835
4	55	A.Locatelli	17.079
5	97	X.Vierge	19.107
6	7	I.Lecuona	19.215
7	22	A.Lowes	21.956
8	45	S.Redding	23.090
9	21	M.Rinaldi	24.104
10	76	L.Baz	25.212
11	12	X.Fores	27.516
12	47	A.Bassani	30.686
13	29	L.Bernardi	39.599
14	3	K.Nozone	39.643
15	50	E.Laverty	41.735
16	17	M.Fritz	41.854
17	44	L.Mahias	42.790
18	23	C.Ponsson	50.082
19	35	H.Syahrin	1'08.940
20	52	O.Konig	1'08.979

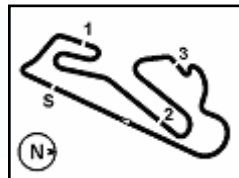
Lap 18			
1	1	T.Razgatlioglu	29'06.908
2	19	A.Bautista	0.175
3	65	J.Rea	1.726
4	55	A.Locatelli	13.575
5	7	I.Lecuona	14.682
6	97	X.Vierge	15.497
7	45	S.Redding	17.065
8	22	A.Lowes	18.433
9	76	L.Baz	20.693
10	21	M.Rinaldi	21.033
11	47	A.Bassani	23.846
12	12	X.Fores	24.762
13	3	K.Nozone	32.966
14	29	L.Bernardi	33.401
15	50	E.Laverty	35.064
16	44	L.Mahias	35.216
17	17	M.Fritz	35.370
18	23	C.Ponsson	42.714
19	35	H.Syahrin	1'00.069
20	52	O.Konig	1'00.185
21	32	<i>I.Vinales</i>	

Lap 15			
1	1	T.Razgatlioglu	24'15.957
2	65	J.Rea	0.028
3	19	A.Bautista	0.529
4	55	A.Locatelli	10.223
5	45	S.Redding	12.295
6	7	I.Lecuona	12.314
7	97	X.Vierge	12.711
8	22	A.Lowes	15.267
9	76	L.Baz	17.000
10	47	A.Bassani	18.134
11	21	M.Rinaldi	18.183
12	12	X.Fores	22.146
13	3	K.Nozone	26.825
14	50	E.Laverty	27.755
15	44	L.Mahias	27.918
16	29	L.Bernardi	28.432
17	17	M.Fritz	29.389
18	23	C.Ponsson	34.631
19	35	H.Syahrin	50.879
20	52	O.Konig	51.047
21	32	<i>I.Vinales</i>	

Lap 19			
1	1	T.Razgatlioglu	30'43.990
2	19	A.Bautista	0.001
3	65	J.Rea	2.359
4	55	A.Locatelli	14.610
5	7	I.Lecuona	16.055
6	97	X.Vierge	16.581
7	45	S.Redding	18.768
8	22	A.Lowes	19.768
9	76	L.Baz	21.914
10	21	M.Rinaldi	21.942
11	47	A.Bassani	25.611
12	12	X.Fores	25.684
13	3	K.Nozone	34.985
14	29	L.Bernardi	35.280
15	50	E.Laverty	37.520
16	44	L.Mahias	37.651
17	17	M.Fritz	37.960
18	23	C.Ponsson	45.304
19	35	H.Syahrin	1'03.316
20	52	O.Konig	1'03.337
21	32	<i>I.Vinales</i>	

Lap 16			
1	1	T.Razgatlioglu	25'52.907
2	19	A.Bautista	0.575
3	65	J.Rea	0.852
4	55	A.Locatelli	11.277
5	7	I.Lecuona	12.859
6	45	S.Redding	13.721
7	97	X.Vierge	13.748
8	22	A.Lowes	16.128
9	76	L.Baz	18.169
10	21	M.Rinaldi	19.050
11	47	A.Bassani	19.729
12	12	X.Fores	22.876
13	3	K.Nozone	28.622
14	50	E.Laverty	30.175
15	44	L.Mahias	30.352
16	29	L.Bernardi	30.517
17	17	M.Fritz	30.967
18	23	C.Ponsson	37.172

21/05/2022
 These data/results cannot be reproduced, stored and/or transmitted in whole or in part by any manner of electronic, mechanical, photocopying, recording, broadcasting or otherwise now known or herein after developed without the previous express consent by the copyright owner, except for reproduction in daily press and regular printed publications on sale to the public within 60 days of the event related to those data/results and always provided that copyright symbol appears together as follows below.
 © DORNA WSBK ORGANIZATION Srl 2022



Race Pace Comparison

	19 Bau	1 Raz	65 Rea	55 Loc	97 Vie	7 Lec	22 Low	45 Red	21 Rin	76 Baz	12 For	47 Bas	29 Ber	3 Noz
1	1'41.478	1'40.479	1'40.635	1'41.197	1'43.204	1'42.689	1'42.415	1'42.629	1'43.860	1'44.252	1'46.887	1'43.615	1'46.295	1'43.744
2	1'37.001	1'36.385	1'36.258	1'37.067	1'38.252	1'37.488	1'38.190	1'37.512	1'38.012	1'38.279	1'38.262	1'37.827	1'38.467	1'38.525
3	1'36.780	1'36.504	1'37.000	1'36.788	1'37.227	1'37.123	1'37.377	1'37.013	1'38.089	1'37.837	1'38.029	1'37.485	1'38.760	1'38.458
4	1'36.947	1'36.208	1'36.204	1'37.154	1'37.152	1'37.236	1'37.331	1'37.199	1'37.817	1'37.893	1'37.636	1'37.218	1'38.465	1'38.013
5	1'36.704	1'36.391	1'36.255	1'37.372	1'37.519	1'37.248	1'37.811	1'37.202	1'37.785	1'37.394	1'37.690	1'37.693	1'38.137	1'38.127
6	1'36.737	1'37.463	1'36.692	1'37.279	1'37.899	1'37.500	1'38.083	1'37.644	1'38.129	1'37.428	1'37.750	1'37.702	1'38.278	1'38.186
7	1'36.731	1'36.359	1'36.715	1'37.356	1'37.353	1'37.436	1'37.746	1'37.493	1'37.769	1'37.621	1'38.054	1'37.810	1'38.556	1'38.020
8	1'36.461	1'36.570	1'36.615	1'37.290	1'37.069	1'37.690	1'37.558	1'37.467	1'37.783	1'37.234	1'37.685	1'37.500	1'38.640	1'38.504
9	1'36.838	1'36.986	1'36.979	1'37.470	1'37.262	1'37.504	1'37.878	1'37.535	1'37.617	1'37.618	1'38.138	1'37.974	1'38.256	1'38.549
10	1'36.673	1'37.109	1'36.991	1'37.763	1'37.256	1'37.482	1'37.554	1'37.587	1'37.898	1'37.869	1'38.194	1'38.039	1'38.274	1'38.953
11	1'36.792	1'37.109	1'37.233	1'38.134	1'37.398	1'37.602	1'37.754	1'37.611	1'37.787	1'37.838	1'37.850	1'38.235	1'38.483	1'38.754
12	1'36.867	1'37.282	1'37.137	1'37.814	1'37.798	1'37.811	1'37.712	1'37.786	1'37.991	1'38.141	1'38.265	1'38.598	1'38.493	1'38.485
13	1'36.949	1'36.974	1'37.137	1'37.628	1'37.744	1'37.566	1'37.696	1'37.664	1'38.031	1'37.805	1'37.907	1'38.041	1'38.159	1'38.619
14	1'36.918	1'37.143	1'37.024	1'37.916	1'37.767	1'37.848	1'38.308	1'37.857	1'37.672	1'37.953	1'37.864	1'38.111	1'38.756	1'39.023
15	1'36.610	1'36.995	1'37.110	1'37.952	1'37.768	1'38.048	1'37.811	1'38.053	1'37.900	1'37.795	1'37.892	1'38.243	1'38.370	1'38.822
16	1'36.996	1'36.950	1'37.774	1'38.004	1'37.987	1'37.495	1'37.811	1'38.376	1'37.817	1'38.119	1'37.680	1'38.545	1'39.035	1'38.747
17	1'36.761	1'36.804	1'37.306	1'38.169	1'37.877	1'37.799	1'38.189	1'38.684	1'37.976	1'38.316	1'37.928	1'39.009	1'38.503	1'39.040
18	1'36.840	1'37.197	1'37.569	1'38.130	1'37.873	1'38.025	1'38.117	1'38.661	1'38.008	1'38.209	1'37.959	1'39.109	1'38.382	1'39.305
19	1'36.908	1'37.082	1'37.715	1'38.117	1'38.166	1'38.455	1'38.417	1'38.785	1'37.991	1'38.303	1'38.004	1'38.847	1'38.961	1'39.101
20	1'37.339	1'37.219	1'38.256	1'38.426	1'38.243	1'38.562	1'38.235	1'39.189	1'38.336	1'38.856	1'38.102	1'39.442	1'39.016	1'39.167
21	1'37.148	1'37.395	1'38.708	1'38.531	1'38.771	1'39.086	1'38.441	1'39.621	1'38.314	1'38.930	1'38.218	1'40.121	1'39.791	1'39.979

	50 Lav	17 Fri	44 Mah	23 Pon	35 Sya	52 Kon	32 Vin
1	1'44.047	1'45.329	1'44.795	1'45.912	1'46.863	1'47.206	1'58.855
2	1'38.257	1'38.533	1'38.633	1'39.151	1'39.894	1'39.915	1'41.153
3	1'37.937	1'38.405	1'38.048	1'38.826	1'39.423	1'39.399	1'39.874
4	1'37.941	1'38.449	1'37.954	1'38.459	1'39.554	1'39.428	1'54.811
5	1'38.190	1'38.521	1'38.120	1'38.345	1'39.763	1'39.694	4'33.111
6	1'38.053	1'38.712	1'38.086	1'38.482	1'39.824	1'39.685	1'39.106
7	1'38.359	1'38.870	1'38.516	1'38.467	1'40.196	1'40.390	1'39.001
8	1'38.530	1'38.493	1'38.713	1'38.360	1'39.997	1'40.073	1'39.648
9	1'38.660	1'38.383	1'38.295	1'39.119	1'39.769	1'39.764	1'40.155
10	1'38.854	1'38.812	1'38.377	1'39.097	1'39.697	1'39.897	1'40.466
11	1'39.455	1'38.685	1'38.971	1'39.104	1'40.400	1'40.476	1'40.297
12	1'38.793	1'38.451	1'39.253	1'39.120	1'40.668	1'40.296	1'40.183
13	1'38.812	1'38.530	1'38.378	1'39.424	1'40.479	1'40.520	1'40.150
14	1'38.922	1'38.627	1'38.861	1'39.674	1'40.063	1'40.342	1'40.232
15	1'38.902	1'38.546	1'38.875	1'39.048	1'40.246	1'39.919	1'39.525
16	1'39.370	1'38.528	1'39.384	1'39.491	1'40.135	1'40.129	1'39.478
17	1'39.425	1'39.259	1'39.394	1'39.304	1'40.050	1'40.089	1'40.008
18	1'39.465	1'39.145	1'39.471	1'40.239	1'39.956	1'39.871	1'39.802
19	1'39.538	1'39.672	1'39.517	1'39.672	1'40.329	1'40.234	1'39.687
20	1'39.412	1'39.172	1'39.901	1'39.590	1'39.861	1'40.053	
21	1'39.291	1'39.210	1'39.726	1'39.676	1'40.251	1'40.077	

21/05/2022
 These data/results cannot be reproduced, stored and/or transmitted in whole or in part by any manner of electronic, mechanical, photocopying, recording, broadcasting or otherwise now known or herein after developed without the previous express consent by the copyright owner, except for reproduction in daily press and regular printed publications on sale to the public within 60 days of the event related to those data/results and always provided that copyright symbol appears together as follows below.
 © DORNA WSBK ORGANIZATION Srl 2022

Estoril Round, 20-22 May 2022

Best Sectors & Speed Race 1

RESULTS

Pos	Rank	Name	Team	Laps	Time
1	19	A. BAUTISTA	Ducati Panigale V4R	21	
2	1	T. RAZGATLIOGLU	Yamaha YZF R1		0.126
3	65	J. REA	Kawasaki ZX-10RR		4.835
4	55	A. LOCATELLI	Yamaha YZF R1		17.079
5	97	X. VIERGE	Honda CBR1000 RR-R		19.107
6	7	I. LECUONA	Honda CBR1000 RR-R		19.215
7	22	A. LOWES	Kawasaki ZX-10RR		21.956
8	45	S. REDDING	BMW M1000RR		23.090
9	21	M. RINALDI	Ducati Panigale V4R		24.104
10	76	L. BAZ	BMW M1000RR		25.212
11	12	X. FORES	Ducati Panigale V4R		27.516
12	47	A. BASSANI	Ducati Panigale V4R		30.686
13	29	L. BERNARDI	Ducati Panigale V4R		39.599
14	3	K. NOZANE	Yamaha YZF R1		39.643
15	50	E. LAVERTY	BMW M1000RR		41.735
16	17	M. FRITZ	Yamaha YZF R1		41.854
17	44	L. MAHIAS	Kawasaki ZX-10RR		42.790
18	23	C. PONSSON	Yamaha YZF R1		50.082
19	35	H. SYHRIN	Honda CBR1000 RR-R		1'08.940
20	52	D. KONIG	Kawasaki ZX-10RR		1'08.979
21	32	I. VINALES	Kawasaki ZX-10RR	2	Laps
RET	36	L. MERCADO	Honda CBR1000 RR-R		

SPEED

Pos	Rank	Name	Team	Speed
1	19	A. BAUTISTA	Ducati Panigale V4R	324,3
2	97	X. VIERGE	Honda CBR1000 RR-R	321,4
3	21	M. RINALDI	Ducati Panigale V4R	320,5
4	76	L. BAZ	BMW M1000RR	320,5
5	50	E. LAVERTY	BMW M1000RR	319,5
6	29	L. BERNARDI	Ducati Panigale V4R	318,6
7	47	A. BASSANI	Ducati Panigale V4R	318,6
8	7	I. LECUONA	Honda CBR1000 RR-R	316,7
9	12	X. FORES	Ducati Panigale V4R	314,9
10	22	A. LOWES	Kawasaki ZX-10RR	314,0
11	45	S. REDDING	BMW M1000RR	314,0
12	65	J. REA	Kawasaki ZX-10RR	314,0
13	52	D. KONIG	Kawasaki ZX-10RR	313,0
14	55	A. LOCATELLI	Yamaha YZF R1	311,2
15	3	K. NOZANE	Yamaha YZF R1	310,3
16	1	T. RAZGATLIOGLU	Yamaha YZF R1	310,3
17	17	M. FRITZ	Yamaha YZF R1	308,6
18	44	L. MAHIAS	Kawasaki ZX-10RR	307,7
19	23	C. PONSSON	Yamaha YZF R1	307,7
20	35	H. SYHRIN	Honda CBR1000 RR-R	307,7
21	32	I. VINALES	Kawasaki ZX-10RR	299,2
22	36	L. MERCADO	Honda CBR1000 RR-R	201,5

SEG. 1

1	1	T. RAZGATLIOGLU	18.763
2	19	A. BAUTISTA	18.870
3	65	J. REA	18.889
4	97	X. VIERGE	18.932
5	45	S. REDDING	18.960
6	7	I. LECUONA	18.999
7	76	L. BAZ	19.004
8	55	A. LOCATELLI	19.042
9	21	M. RINALDI	19.043
10	22	A. LOWES	19.071
11	29	L. BERNARDI	19.128
12	47	A. BASSANI	19.128
13	12	X. FORES	19.138
14	44	L. MAHIAS	19.161
15	50	E. LAVERTY	19.204
16	23	C. PONSSON	19.216
17	3	K. NOZANE	19.220
18	17	M. FRITZ	19.287
19	35	H. SYHRIN	19.377
20	52	D. KONIG	19.419
21	32	I. VINALES	19.421
22	36	L. MERCADO	25.451

SEG. 2

1	19	A. BAUTISTA	23.873
2	65	J. REA	23.930
3	1	T. RAZGATLIOGLU	23.938
4	97	X. VIERGE	24.054
5	45	S. REDDING	24.073
6	55	A. LOCATELLI	24.074
7	47	A. BASSANI	24.087
8	76	L. BAZ	24.166
9	22	A. LOWES	24.185
10	7	I. LECUONA	24.203
11	21	M. RINALDI	24.208
12	12	X. FORES	24.267
13	50	E. LAVERTY	24.279
14	29	L. BERNARDI	24.298
15	3	K. NOZANE	24.336
16	44	L. MAHIAS	24.360
17	17	M. FRITZ	24.383
18	23	C. PONSSON	24.408
19	32	I. VINALES	24.619
20	52	D. KONIG	24.663
21	35	H. SYHRIN	24.731
22	36	L. MERCADO	25.256

SEG. 3

1	1	T. RAZGATLIOGLU	22.659
2	65	J. REA	22.704
3	19	A. BAUTISTA	22.714
4	55	A. LOCATELLI	22.830
5	45	S. REDDING	22.890
6	76	L. BAZ	22.930
7	7	I. LECUONA	22.942
8	22	A. LOWES	22.946
9	12	X. FORES	22.963
10	47	A. BASSANI	22.975
11	97	X. VIERGE	22.984
12	3	K. NOZANE	23.013
13	21	M. RINALDI	23.014
14	50	E. LAVERTY	23.082
15	44	L. MAHIAS	23.122
16	23	C. PONSSON	23.179
17	29	L. BERNARDI	23.195
18	17	M. FRITZ	23.203
19	32	I. VINALES	23.363
20	52	D. KONIG	23.393
21	35	H. SYHRIN	23.425

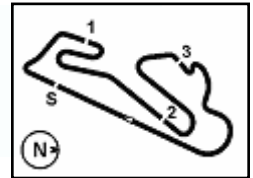
SEG. 4

1	65	J. REA	30.473
2	7	I. LECUONA	30.701
3	1	T. RAZGATLIOGLU	30.713
4	19	A. BAUTISTA	30.725
5	55	A. LOCATELLI	30.739
6	22	A. LOWES	30.830
7	45	S. REDDING	30.882
8	97	X. VIERGE	30.889
9	47	A. BASSANI	30.956
10	12	X. FORES	30.975
11	76	L. BAZ	30.983
12	50	E. LAVERTY	31.035
13	21	M. RINALDI	31.100
14	44	L. MAHIAS	31.117
15	3	K. NOZANE	31.207
16	17	M. FRITZ	31.216
17	29	L. BERNARDI	31.235
18	23	C. PONSSON	31.281
19	32	I. VINALES	31.541
20	52	D. KONIG	31.573
21	35	H. SYHRIN	31.707

21/05/2022

These data/results cannot be reproduced, stored and/or transmitted in whole or in part by any manner of electronic, mechanical, photocopying, recording, broadcasting or otherwise now known or herein after developed without the previous express consent by the copyright owner, except for reproduction in daily press and regular printed publications on sale to the public within 60 days of the event related to those data/results and always provided that copyright symbol appears together as follows below.

© DORNA WSBK ORGANIZATION Srl 2022



Circuito Estoril 4.182 m

Estoril Round, 20-22 May 2022 Chronological Analysis Race 1

Start at 14:00'22.746

1 / 4

1° 65 J. REA (1'36.204)							
Lap	Seg1	Seg2	Seg3	Seg4	Lap Time	km/h	Local Time
1		24.056	22.917	30.660	1'40.635	174,2	14:02'03.381
2	19.120	23.930	22.735	30.473	1'36.258	314,0	14:03'39.639
3	18.978	23.968	23.422	30.632	1'37.000	311,2	14:05'16.639
4	18.889	23.938	22.704	30.673	1'36.204	311,2	14:06'52.843
5	18.894	23.999	22.704	30.658	1'36.255	309,5	14:08'29.098
6	18.911	23.999	22.874	30.908	1'36.692	312,1	14:10'05.790
7	18.937	23.995	22.886	30.897	1'36.715	306,8	14:11'42.505
8	19.051	23.975	22.899	30.690	1'36.615	306,8	14:13'19.120
9	19.098	24.116	22.907	30.858	1'36.979	309,5	14:14'56.099
10	19.043	24.102	22.824	31.022	1'36.991	305,1	14:16'33.090
11	19.195	24.125	22.939	30.974	1'37.233	306,8	14:18'10.323
12	18.989	24.115	22.978	31.055	1'37.137	305,9	14:19'47.460
13	19.323	24.024	22.989	30.801	1'37.137	305,9	14:21'24.597
14	18.917	24.171	22.784	31.152	1'37.024	308,6	14:23'01.621
15	19.130	24.137	22.935	30.908	1'37.110	306,8	14:24'38.731
16	19.798	24.166	22.887	30.923	1'37.774	306,8	14:26'16.505
17	19.051	24.237	22.997	31.021	1'37.306	311,2	14:27'53.811
18	19.129	24.240	22.926	31.274	1'37.569	310,3	14:29'31.880
19	19.092	24.262	23.085	31.276	1'37.715	309,5	14:31'09.095
20	19.315	24.279	23.255	31.407	1'38.256	306,8	14:32'47.351
21	19.155	24.372	23.479	31.702	1'38.708	308,6	14:34'26.059

Race Time 34'03.313

14	19.076	24.057	22.848	30.937	1'36.918	314,9	14:23'02.622
15	18.979	23.904	22.789	30.938	1'36.610	319,5	14:24'39.232
16	19.068	24.047	22.866	31.015	1'36.996	317,6	14:26'16.228
17	18.956	23.873	22.902	31.030	1'36.761	315,8	14:27'52.989
18	19.003	24.070	22.876	30.891	1'36.840	316,7	14:29'29.829
19	19.025	24.021	22.901	30.961	1'36.908	318,6	14:31'06.737
20	19.211	24.149	22.973	31.006	1'37.339	314,0	14:32'44.076
21	19.135	24.125	22.913	30.975	1'37.148	314,9	14:34'21.224

Race Time 33'58.478

2° 1 T. RAZGATLIOGLU (1'36.208)							
Lap	Seg1	Seg2	Seg3	Seg4	Lap Time	km/h	Local Time
1		24.159	22.778	30.814	1'40.479	183,1	14:02'03.225
2	18.893	24.030	22.702	30.760	1'36.385	304,2	14:03'39.610
3	18.842	24.039	22.910	30.713	1'36.504	305,1	14:05'16.114
4	18.822	23.938	22.659	30.789	1'36.208	305,9	14:06'52.322
5	18.821	23.999	22.719	30.852	1'36.391	304,2	14:08'28.713
6	18.839	25.129	22.748	30.747	1'37.463	305,1	14:10'06.176
7	18.765	24.045	22.767	30.782	1'36.359	310,3	14:11'42.535
8	18.763	24.095	22.759	30.953	1'36.570	306,8	14:13'19.105
9	18.964	24.149	22.792	31.081	1'36.986	305,1	14:14'56.091
10	19.217	24.227	22.760	30.905	1'37.109	301,7	14:16'33.200
11	18.917	24.205	22.896	31.091	1'37.109	308,6	14:18'10.309
12	19.143	24.259	22.946	30.934	1'37.282	300,8	14:19'47.591
13	19.010	24.100	22.843	31.021	1'36.974	310,3	14:21'24.565
14	19.081	24.234	22.847	30.981	1'37.143	302,5	14:23'01.708
15	18.862	24.202	22.825	31.106	1'36.995	310,3	14:24'38.703
16	18.953	24.167	22.754	31.076	1'36.950	300,0	14:26'15.653
17	18.904	24.132	22.809	30.959	1'36.804	303,4	14:27'52.457
18	19.045	24.141	22.864	31.147	1'37.197	305,1	14:29'29.654
19	18.957	24.091	22.907	31.127	1'37.082	304,2	14:31'06.736
20	19.073	24.102	22.863	31.181	1'37.219	301,7	14:32'43.955
21	19.087	24.154	22.898	31.256	1'37.395	305,9	14:34'21.350

Race Time 33'58.604

4° 55 A. LOCATELLI (1'36.788)							
Lap	Seg1	Seg2	Seg3	Seg4	Lap Time	km/h	Local Time
1		24.116	22.968	30.792	1'41.197	186,5	14:02'03.943
2	19.277	24.172	22.858	30.760	1'37.067	306,8	14:03'41.010
3	19.042	24.074	22.933	30.739	1'36.788	310,3	14:05'17.798
4	19.185	24.175	22.830	30.964	1'37.154	311,2	14:06'54.952
5	19.218	24.206	22.985	30.963	1'37.372	304,2	14:08'32.324
6	19.077	24.134	23.066	31.002	1'37.279	310,3	14:10'09.603
7	19.101	24.165	23.015	31.075	1'37.356	310,3	14:11'46.959
8	19.071	24.196	23.015	31.008	1'37.290	307,7	14:13'24.249
9	19.066	24.314	22.982	31.108	1'37.470	308,6	14:15'01.719
10	19.134	24.341	23.117	31.171	1'37.763	304,2	14:16'39.482
11	19.280	24.372	23.177	31.305	1'38.134	306,8	14:18'17.616
12	19.204	24.320	23.107	31.183	1'37.814	305,1	14:19'55.430
13	19.067	24.298	23.041	31.222	1'37.628	304,2	14:21'33.058
14	19.188	24.390	23.052	31.286	1'37.916	305,1	14:23'10.974
15	19.152	24.394	23.097	31.309	1'37.952	307,7	14:24'48.926
16	19.073	24.445	23.112	31.374	1'38.004	304,2	14:26'26.930
17	19.194	24.367	23.073	31.535	1'38.169	304,2	14:28'05.099
18	19.102	24.425	23.050	31.553	1'38.130	303,4	14:29'43.229
19	19.189	24.392	23.168	31.368	1'38.117	305,9	14:31'21.346
20	19.168	24.480	23.239	31.539	1'38.426	305,1	14:32'59.772
21	19.222	24.485	23.221	31.603	1'38.531	305,1	14:34'38.303

Race Time 34'15.557

3° 19 A. BAUTISTA (1'36.461)							
Lap	Seg1	Seg2	Seg3	Seg4	Lap Time	km/h	Local Time
1		24.142	22.920	30.771	1'41.478	188,2	14:02'04.224
2	19.213	24.126	22.795	30.867	1'37.001	317,6	14:03'41.225
3	19.049	24.021	22.985	30.725	1'36.780	321,4	14:05'18.005
4	19.066	24.163	22.970	30.748	1'36.947	324,3	14:06'54.952
5	18.958	23.977	22.844	30.925	1'36.704	317,6	14:08'31.656
6	19.014	24.033	22.714	30.976	1'36.737	316,7	14:10'08.393
7	18.972	24.020	22.786	30.953	1'36.731	316,7	14:11'45.124
8	18.870	23.914	22.847	30.830	1'36.461	316,7	14:13'21.585
9	18.897	24.119	22.821	31.001	1'36.838	317,6	14:14'58.423
10	18.951	23.975	22.730	31.017	1'36.673	317,6	14:16'35.096
11	18.945	24.028	22.866	30.953	1'36.792	316,7	14:18'11.888
12	18.905	24.058	22.881	31.023	1'36.867	316,7	14:19'48.755
13	18.964	24.105	22.809	31.071	1'36.949	315,8	14:21'25.704

5° 45 S. REDDING (1'37.013)							
Lap	Seg1	Seg2	Seg3	Seg4	Lap Time	km/h	Local Time
1		24.588	23.134	30.882	1'42.629	183,1	14:02'05.375
2	19.384	24.098	23.017	31.013	1'37.512	314,0	14:03'42.887
3	19.027	24.073	22.926	30.987	1'37.013	314,0	14:05'19.900
4	19.048	24.131	22.890	31.130	1'37.199	313,0	14:06'57.099
5	19.089	24.076	22.924	31.113	1'37.202	311,2	14:08'34.301
6	18.960	24.148	23.317	31.219	1'37.644	312,1	14:10'11.945
7	19.056	24.133	23.016	31.288	1'37.493	310,3	14:11'49.438
8	19.057	24.167	22.994	31.249	1'37.467	311,2	14:13'26.905
9	19.085	24.203	23.039	31.208	1'37.535	309,5	14:15'04.440
10	19.112	24.241	22.965	31.269	1'37.587	310,3	14:16'42.027
11	19.060	24.149	23.108	31.294	1'37.611	309,5	14:18'19.638
12	19.123	24.213	23.132	31.318	1'37.786	311,2	14:19'57.424
13	18.986	24.273	23.060	31.345	1'37.664	309,5	14:21'35.088
14	19.117	24.205	23.145	31.390	1'37.857	308,6	14:23'12.945
15	19.174	24.273	23.169	31.437	1'38.053	311,2	14:24'50.998
16	19.308	24.412	23.151	31.505	1'38.376	308,6	14:26'29.374
17	19.526	24.324	23.252	31.582	1'38.684	308,6	14:28'08.058
18	19.351	24.426	23.195	31.689	1'38.661	312,1	14:29'46.719
19	19.244	24.411	23.343	31.787	1'38.785	310,3	14:31'25.504
20	19.526	24.453	23.408	31.802	1'39.189	309,5	14:33'04.693
21	19.727	24.514	23.412	31.968	1'39.621	311,2	14:34'44.314

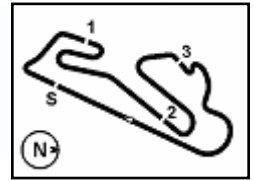
Race Time 34'21.568

6° 97 X. VIERGE (1'37.069)							
Lap	Seg1	Seg2	Seg3	Seg4	Lap Time	km/h	Local Time
1		24.591	23.442	30.950	1'43.204	194,6	14:02'05.950
2	19.270	24.432	23.344	31.206	1'38.252	308,6	14:03'44.202
3	19.106	24.054	23.135	30.932	1'37.227	318,6	14:05'21.429
4	19.056	24.126	22.984	30.986	1'37.152	319,5	14:06'58.581

21/05/2022 P = Pits In/Out - C = Lap Time Cancelled

These data/results cannot be reproduced, stored and/or transmitted in whole or in part by any manner of electronic, mechanical, photocopying, recording, broadcasting or otherwise now known or herein after developed without the previous express consent by the copyright owner, except for reproduction in daily press and regular printed publications on sale to the public within 60 days of the event related to those data/results and always provided that copyright symbol appears together as follows below.

© DORNA WSBK ORGANIZATION Srl 2022



Circuito Estoril 4.182 m

Estoril Round, 20-22 May 2022 Chronological Analysis Race 1

Start at 14:00'22.746

2 / 4

5	19.188	24.191	23.184	30.956	1'37.519	320,5	14:08'36.100	20	19.723	24.612	23.402	31.705	1'39.442	310,3	14:33'11.789
6	19.289	24.368	23.295	30.947	1'37.899	318,6	14:10'13.999	21	19.679	24.781	23.629	32.032	1'40.121	313,0	14:34'51.910
7	18.974	24.147	23.249	30.983	1'37.353	321,4	14:11'51.352	Race Time 34'29.164							

9° 76 L. BAZ [1'37.234]

Lap	Seg.1	Seg.2	Seg.3	Seg.4	Lap Time	km/h	Local Time
1		24.678	23.496	31.193	1'44.252	192,5	14:02'06.998
2	19.571	24.440	23.147	31.121	1'38.279	299,2	14:03'45.277
3	19.423	24.265	23.114	31.035	1'37.837	317,6	14:05'23.114
4	19.340	24.457	23.009	31.087	1'37.893	310,3	14:07'01.007
5	19.201	24.273	22.930	30.990	1'37.394	320,5	14:08'38.401
6	19.113	24.166	23.035	31.114	1'37.428	318,6	14:10'15.829
7	19.241	24.169	23.213	30.998	1'37.621	312,1	14:11'53.450
8	19.004	24.208	23.039	30.983	1'37.234	312,1	14:13'30.684
9	19.152	24.334	23.037	31.095	1'37.618	313,0	14:15'08.302
10	19.129	24.411	23.195	31.134	1'37.869	314,0	14:16'46.171
11	19.214	24.291	23.231	31.102	1'37.838	314,0	14:18'24.009
12	19.259	24.450	23.092	31.340	1'38.141	315,8	14:20'02.150
13	19.182	24.290	23.076	31.257	1'37.805	308,6	14:21'39.955
14	19.266	24.260	23.219	31.208	1'37.953	309,5	14:23'17.908
15	19.117	24.349	23.021	31.308	1'37.795	311,2	14:24'55.703
16	19.291	24.438	23.091	31.299	1'38.119	309,5	14:26'33.822
17	19.228	24.429	23.243	31.416	1'38.316	308,6	14:28'12.138
18	19.229	24.340	23.167	31.473	1'38.209	308,6	14:29'50.347
19	19.234	24.405	23.243	31.421	1'38.303	308,6	14:31'28.650
20	19.701	24.480	23.225	31.450	1'38.856	300,0	14:33'07.506
21	19.395	24.539	23.314	31.682	1'38.930	312,1	14:34'46.436

Race Time 34'17.585

7° 71 I. LECUONA [1'37.123]

Lap	Seg.1	Seg.2	Seg.3	Seg.4	Lap Time	km/h	Local Time
1		24.774	23.382	30.719	1'42.689	184,0	14:02'05.435
2	19.488	24.267	23.032	30.701	1'37.488	314,9	14:03'42.923
3	19.193	24.243	22.942	30.745	1'37.123	315,8	14:05'20.046
4	19.188	24.254	23.017	30.777	1'37.236	315,8	14:06'57.282
5	19.125	24.286	22.969	30.868	1'37.248	316,7	14:08'34.530
6	19.047	24.203	23.334	30.916	1'37.500	314,9	14:10'12.030
7	19.239	24.236	23.066	30.895	1'37.436	314,0	14:11'49.466
8	19.243	24.412	23.111	30.924	1'37.690	312,1	14:13'27.156
9	19.174	24.341	23.002	30.987	1'37.504	314,0	14:15'04.660
10	19.178	24.305	22.965	31.034	1'37.482	314,0	14:16'42.142
11	19.325	24.252	23.099	30.926	1'37.602	314,9	14:18'19.744
12	19.189	24.410	23.113	31.099	1'37.811	314,9	14:19'57.555
13	19.099	24.368	23.197	30.902	1'37.566	314,9	14:21'35.121
14	19.252	24.496	23.136	30.964	1'37.848	311,2	14:23'12.969
15	19.311	24.390	23.075	31.272	1'38.048	312,1	14:24'51.017
16	18.999	24.431	23.008	31.057	1'37.495	311,2	14:26'28.512
17	19.148	24.370	23.185	31.096	1'37.799	308,6	14:28'06.311
18	19.212	24.446	23.206	31.161	1'38.025	307,7	14:29'44.336
19	19.199	24.639	23.313	31.304	1'38.455	310,3	14:31'22.791
20	19.365	24.472	23.329	31.396	1'38.562	307,7	14:33'01.353
21	19.420	24.827	23.397	31.442	1'39.086	306,8	14:34'40.439

Race Time 34'17.693

10° 22 A. LOWES [1'37.331]

Lap	Seg.1	Seg.2	Seg.3	Seg.4	Lap Time	km/h	Local Time
1		24.604	23.011	30.932	1'42.415	191,5	14:02'05.161
2	19.925	24.403	23.032	30.830	1'38.190	312,1	14:03'43.351
3	19.171	24.286	22.993	30.927	1'37.377	310,3	14:05'20.728
4	19.145	24.185	22.994	31.007	1'37.331	312,1	14:06'58.059
5	19.071	24.363	23.124	31.253	1'37.811	311,2	14:08'35.870
6	19.373	24.417	23.028	31.265	1'38.083	309,5	14:10'13.953
7	19.315	24.324	23.106	31.001	1'37.746	307,7	14:11'51.699
8	19.188	24.285	22.979	31.106	1'37.558	313,0	14:13'29.257
9	19.274	24.460	22.983	31.161	1'37.878	310,3	14:15'07.135
10	19.117	24.310	22.997	31.130	1'37.554	309,5	14:16'44.689
11	19.300	24.271	23.044	31.139	1'37.754	308,6	14:18'22.443
12	19.163	24.402	23.005	31.142	1'37.712	307,7	14:20'00.155
13	19.127	24.358	22.946	31.265	1'37.696	309,5	14:21'37.851
14	19.292	24.421	23.131	31.464	1'38.308	307,7	14:23'16.159
15	19.087	24.388	23.041	31.295	1'37.811	307,7	14:24'53.970
16	19.129	24.328	22.987	31.367	1'37.811	307,7	14:26'31.781
17	19.239	24.358	23.243	31.349	1'38.189	306,8	14:28'09.970
18	19.335	24.424	23.072	31.286	1'38.117	307,7	14:29'48.087
19	19.337	24.556	23.145	31.379	1'38.417	308,6	14:31'26.504
20	19.349	24.371	23.210	31.305	1'38.235	308,6	14:33'04.739
21	19.315	24.395	23.169	31.562	1'38.441	314,0	14:34'43.180

Race Time 34'20.434

8° 47 A. BASSANI [1'37.218]

Lap	Seg.1	Seg.2	Seg.3	Seg.4	Lap Time	km/h	Local Time
1		24.438	23.337	31.075	1'43.615	204,5	14:02'06.361
2	19.230	24.224	23.318	31.055	1'37.827	314,0	14:03'44.188
3	19.330	24.087	23.034	31.034	1'37.485	315,8	14:05'21.673
4	19.128	24.151	22.975	30.964	1'37.218	318,6	14:06'58.891
5	19.184	24.229	23.156	31.124	1'37.693	317,6	14:08'36.584
6	19.276	24.242	23.193	30.991	1'37.702	315,8	14:10'14.286
7	19.265	24.305	23.122	31.118	1'37.810	316,7	14:11'52.096
8	19.242	24.262	23.040	30.956	1'37.500	315,8	14:13'29.596
9	19.335	24.397	23.137	31.105	1'37.974	314,0	14:15'07.570
10	19.310	24.356	23.181	31.192	1'38.039	314,0	14:16'45.609
11	19.411	24.247	23.289	31.288	1'38.235	313,0	14:18'23.844
12	19.610	24.482	23.207	31.299	1'38.598	312,1	14:20'02.442
13	19.284	24.327	23.176	31.254	1'38.041	314,9	14:21'40.483
14	19.280	24.455	23.089	31.287	1'38.111	314,0	14:23'18.594
15	19.289	24.398	23.209	31.347	1'38.243	314,0	14:24'56.837
16	19.472	24.374	23.345	31.354	1'38.545	311,2	14:26'35.382
17	19.503	24.601	23.339	31.566	1'39.009	311,2	14:28'14.391
18	19.418	24.788	23.349	31.554	1'39.109	312,1	14:29'53.500
19	19.365	24.564	23.308	31.610	1'38.847	310,3	14:31'32.347

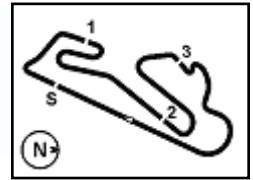
11° 21 M. RINALDI [1'37.617]

Lap	Seg.1	Seg.2	Seg.3	Seg.4	Lap Time	km/h	Local Time
1		24.711	23.527	31.132	1'43.860	188,5	14:02'06.606
2	19.392	24.333	23.115	31.172	1'38.012	314,0	14:03'44.618
3	19.244	24.208	23.482	31.155	1'38.089	314,9	14:05'22.707
4	19.086	24.404	23.152	31.175	1'37.817	320,5	14:07'00.524
5	19.086	24.507	23.014	31.178	1'37.785	314,9	14:08'38.309
6	19.434	24.446	23.074	31.175	1'38.129	316,7	14:10'16.438
7	19.064	24.393	23.131	31.181	1'37.769	318,6	14:11'54.207
8	19.137	24.410	23.057	31.179	1'37.783	316,7	14:13'31.990
9	19.074	24.413	23.030	31.100	1'37.617	315,8	14:15'09.607
10	19.082	24.537	23.096	31.183	1'37.898	317,6	14:16'47.505

21/05/2022 P = Pits In/Out - C = Lap Time Cancelled

These data/results cannot be reproduced, stored and/or transmitted in whole or in part by any manner of electronic, mechanical, photocopying, recording, broadcasting or otherwise now known or herein after developed without the previous express consent by the copyright owner, except for reproduction in daily press and regular printed publications on sale to the public within 60 days of the event related to those data/results and always provided that copyright symbol appears together as follows below.

© DORNA WSBK ORGANIZATION Srl 2022



Circuito Estoril 4.182 m

Estoril Round, 20-22 May 2022

Chronological Analysis Race 1

Start at 14:00'22.746

3 / 4

11	19.162	24.431	23.040	31.154	1'37.787	316,7	14:18'25.292	2	19.665	24.449	23.334	31.185	1'38.633	304,2	14:03'46.174
12	19.165	24.430	23.196	31.200	1'37.991	318,6	14:20'03.283	3	19.356	24.432	23.143	31.117	1'38.048	305,9	14:05'24.222
13	19.118	24.484	23.152	31.277	1'38.031	315,8	14:21'41.314	4	19.221	24.379	23.166	31.188	1'37.954	307,7	14:07'02.176
14	19.043	24.380	23.071	31.178	1'37.672	314,0	14:23'18.986	5	19.161	24.408	23.187	31.364	1'38.120	305,9	14:08'40.296
15	19.144	24.420	23.161	31.175	1'37.900	318,6	14:24'56.886	6	19.285	24.469	23.122	31.210	1'38.086	305,1	14:10'18.382
16	19.187	24.384	23.080	31.166	1'37.817	318,6	14:26'34.703	7	19.710	24.395	23.203	31.208	1'38.516	304,2	14:11'56.898
17	19.119	24.435	23.118	31.304	1'37.976	314,0	14:28'12.679	8	19.758	24.530	23.203	31.222	1'38.713	304,2	14:13'35.611
18	19.145	24.528	23.089	31.246	1'38.008	314,9	14:29'50.687	9	19.494	24.360	23.165	31.276	1'38.295	304,2	14:15'13.906
19	19.217	24.413	23.191	31.170	1'37.991	314,9	14:31'28.678	10	19.494	24.423	23.223	31.237	1'38.377	304,2	14:16'52.283
20	19.358	24.518	23.180	31.280	1'38.336	313,0	14:33'07.014	11	19.640	24.534	23.321	31.476	1'38.971	303,4	14:18'31.254
21	19.202	24.480	23.258	31.374	1'38.314	313,0	14:34'45.328	12	19.660	24.552	23.722	31.319	1'39.253	301,7	14:20'10.507

Race Time 34'22.582

12° 12 X. FORES [1'37.636]

Lap	Seg1	Seg2	Seg3	Seg4	Lap Time	km/h	Local Time
1		25.241	24.114	31.865	1'46.887	201,5	14:02'09.633
2	19.628	24.361	23.272	31.001	1'38.262	305,1	14:03'47.895
3	19.213	24.393	23.176	31.247	1'38.029	311,2	14:05'25.924
4	19.255	24.295	23.111	30.975	1'37.636	310,3	14:07'03.560
5	19.179	24.419	22.963	31.129	1'37.690	311,2	14:08'41.250
6	19.219	24.282	23.190	31.059	1'37.750	308,6	14:10'19.000
7	19.286	24.474	23.189	31.105	1'38.054	311,2	14:11'57.054
8	19.274	24.332	23.046	31.033	1'37.685	314,9	14:13'34.739
9	19.371	24.452	23.172	31.143	1'38.138	305,9	14:15'12.877
10	19.477	24.611	22.983	31.123	1'38.194	304,2	14:16'51.071
11	19.171	24.316	23.028	31.335	1'37.850	304,2	14:18'28.921
12	19.260	24.373	23.327	31.305	1'38.265	303,4	14:20'07.186
13	19.257	24.357	23.032	31.261	1'37.907	303,4	14:21'45.093
14	19.226	24.325	23.078	31.235	1'37.864	303,4	14:23'22.957
15	19.185	24.344	23.105	31.258	1'37.892	305,9	14:25'00.849
16	19.152	24.325	23.024	31.179	1'37.680	305,1	14:26'38.529
17	19.284	24.267	23.134	31.243	1'37.928	305,9	14:28'16.457
18	19.290	24.328	23.135	31.206	1'37.959	305,1	14:29'54.416
19	19.138	24.349	23.155	31.362	1'38.004	307,7	14:31'32.420
20	19.380	24.346	23.145	31.231	1'38.102	307,7	14:33'10.522
21	19.338	24.361	23.176	31.343	1'38.218	305,9	14:34'48.740

Race Time 34'25.994

13° 50 E. LAVERTY [1'37.937]

Lap	Seg1	Seg2	Seg3	Seg4	Lap Time	km/h	Local Time
1		24.739	23.156	31.133	1'44.047	189,8	14:02'06.793
2	19.573	24.456	23.193	31.035	1'38.257	293,5	14:03'45.050
3	19.311	24.279	23.177	31.170	1'37.937	313,0	14:05'22.987
4	19.325	24.405	23.082	31.129	1'37.941	312,1	14:07'00.928
5	19.465	24.405	23.125	31.195	1'38.190	319,5	14:08'39.118
6	19.204	24.298	23.309	31.242	1'38.053	316,7	14:10'17.171
7	19.342	24.344	23.271	31.402	1'38.359	316,7	14:11'55.530
8	19.276	24.531	23.218	31.505	1'38.530	315,8	14:13'34.060
9	19.375	24.544	23.252	31.489	1'38.660	315,8	14:15'12.720
10	19.406	24.610	23.409	31.429	1'38.854	314,9	14:16'51.574
11	19.634	24.842	23.470	31.509	1'39.455	311,2	14:18'31.029
12	19.532	24.469	23.263	31.529	1'38.793	311,2	14:20'09.822
13	19.363	24.491	23.341	31.617	1'38.812	313,0	14:21'48.634
14	19.463	24.499	23.316	31.644	1'38.922	313,0	14:23'27.556
15	19.372	24.509	23.380	31.641	1'38.902	311,2	14:25'06.458
16	19.521	24.557	23.357	31.935	1'39.370	314,9	14:26'45.828
17	19.449	24.609	23.764	31.603	1'39.425	313,0	14:28'25.253
18	19.597	24.659	23.401	31.808	1'39.465	313,0	14:30'04.718
19	19.650	24.692	23.477	31.719	1'39.538	314,9	14:31'44.256
20	19.572	24.703	23.439	31.698	1'39.412	312,1	14:33'23.668
21	19.461	24.659	23.369	31.802	1'39.291	314,9	14:35'02.959

Race Time 34'40.213

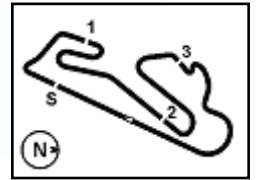
14° 44 L. MAHIAS [1'37.954]

Lap	Seg1	Seg2	Seg3	Seg4	Lap Time	km/h	Local Time
1		25.168	23.308	31.421	1'44.795	193,9	14:02'07.541

21/05/2022 P = Pits In/Out - C = Lap Time Cancelled

These data/results cannot be reproduced, stored and/or transmitted in whole or in part by any manner of electronic, mechanical, photocopying, recording, broadcasting or otherwise now known or herein after developed without the previous express consent by the copyright owner, except for reproduction in daily press and regular printed publications on sale to the public within 60 days of the event related to those data/results and always provided that copyright symbol appears together as follows below.

© DORNA WSBK ORGANIZATION Srl 2022



Circuito Estoril 4.182 m

Estoril Round, 20-22 May 2022 Chronological Analysis Race 1

Start at 14:00'22.746

4 / 4

17	19.394	24.344	23.392	31.373	1'38.503	315,8	14:28'24.673	8	19.580	24.633	23.484	31.951	1'39.648	299,2	14:17'08.305
18	19.391	24.317	23.195	31.479	1'38.382	313,0	14:30'03.055	9	19.732	24.699	23.952	31.772	1'40.155	299,2	14:18'48.460
19	19.389	24.624	23.336	31.612	1'38.961	311,2	14:31'42.016	10	19.618	24.973	23.773	32.102	1'40.466	293,5	14:20'28.926
20	19.474	24.608	23.469	31.465	1'39.016	307,7	14:33'21.032	11	19.600	25.144	23.626	31.927	1'40.297	295,1	14:22'09.223
21	19.676	24.894	23.666	31.555	1'39.791	315,8	14:35'00.823	12	19.820	24.948	23.608	31.807	1'40.183	288,0	14:23'49.406

Race Time 34'38.077

17° 23 C. PONSSON (1'38.345)

Lap	Seg1	Seg2	Seg3	Seg4	Lap Time	km/h	Local Time
1		25.368	23.629	31.281	1'45.912	202,2	14:02'08.658
2	19.613	24.496	23.313	31.729	1'39.151	300,8	14:03'47.809
3	19.528	24.467	23.290	31.541	1'38.826	306,8	14:05'26.635
4	19.418	24.469	23.238	31.334	1'38.459	307,7	14:07'05.094
5	19.346	24.408	23.291	31.300	1'38.345	306,8	14:08'43.439
6	19.346	24.543	23.179	31.414	1'38.482	304,2	14:10'21.921
7	19.216	24.468	23.315	31.468	1'38.467	304,2	14:12'00.388
8	19.220	24.432	23.281	31.427	1'38.360	302,5	14:13'38.748
9	19.345	24.978	23.341	31.455	1'39.119	305,1	14:15'17.867
10	19.447	24.921	23.266	31.463	1'39.097	301,7	14:16'56.964
11	19.573	24.655	23.342	31.534	1'39.104	300,8	14:18'36.068
12	19.454	24.623	23.346	31.697	1'39.120	299,2	14:20'15.188
13	19.612	24.693	23.385	31.734	1'39.424	297,5	14:21'54.612
14	19.525	24.688	23.443	32.018	1'39.674	296,7	14:23'34.286
15	19.391	24.611	23.476	31.570	1'39.048	299,2	14:25'13.334
16	19.520	24.694	23.597	31.680	1'39.491	297,5	14:26'52.825
17	19.423	24.649	23.479	31.753	1'39.304	296,7	14:28'32.129
18	19.905	24.983	23.450	31.901	1'40.239	296,7	14:30'12.368
19	19.570	24.698	23.567	31.837	1'39.672	295,9	14:31'52.040
20	19.466	24.711	23.500	31.913	1'39.590	296,7	14:33'31.630
21	19.572	24.753	23.519	31.832	1'39.676	297,5	14:35'11.306

Race Time 34'48.560

18° 17 M. FRITZ (1'38.383)

Lap	Seg1	Seg2	Seg3	Seg4	Lap Time	km/h	Local Time
1		25.166	23.535	31.501	1'45.329	200,4	14:02'08.075
2	19.496	24.481	23.340	31.216	1'38.533	297,5	14:03'46.608
3	19.375	24.445	23.244	31.341	1'38.405	305,9	14:05'25.013
4	19.404	24.440	23.259	31.346	1'38.449	305,9	14:07'03.462
5	19.531	24.500	23.212	31.278	1'38.521	304,2	14:08'41.983
6	19.404	24.459	23.389	31.460	1'38.712	305,9	14:10'20.695
7	19.505	24.498	23.396	31.471	1'38.870	302,5	14:11'59.565
8	19.429	24.457	23.241	31.366	1'38.493	301,7	14:13'38.058
9	19.336	24.383	23.261	31.403	1'38.383	305,1	14:15'16.441
10	19.664	24.528	23.203	31.417	1'38.812	302,5	14:16'55.253
11	19.399	24.429	23.393	31.464	1'38.685	305,9	14:18'33.938
12	19.341	24.442	23.232	31.436	1'38.451	305,1	14:20'12.389
13	19.287	24.502	23.282	31.459	1'38.530	305,1	14:21'50.919
14	19.333	24.581	23.229	31.484	1'38.627	303,4	14:23'29.546
15	19.377	24.405	23.263	31.501	1'38.546	305,1	14:25'08.092
16	19.362	24.413	23.345	31.408	1'38.528	304,2	14:26'46.620
17	19.514	24.598	23.511	31.636	1'39.259	305,1	14:28'25.879
18	19.519	24.588	23.504	31.534	1'39.145	304,2	14:30'05.024
19	19.652	24.928	23.454	31.638	1'39.672	308,6	14:31'44.696
20	19.542	24.656	23.361	31.613	1'39.172	305,1	14:33'23.868
21	19.423	24.701	23.549	31.537	1'39.210	306,8	14:35'03.078

Race Time 34'40.332

19° 32 I. VINALES (1'39.001)

Lap	Seg1	Seg2	Seg3	Seg4	Lap Time	km/h	Local Time
1		25.303	24.171	31.811	1'58.855		14:02'21.601
2	20.294	25.421	23.690	31.748	1'41.153	291,1	14:04'02.754
3	19.793	24.714	23.593	31.774	1'39.874	291,9	14:05'42.628
4	19.612	24.752	24.042	46.405	1'54.811P	289,5	14:07'37.439
5	3'11.496	25.445	24.030	32.140	4'33.111P		14:12'10.550
6	19.451	24.619	23.495	31.541	1'39.106	291,9	14:13'49.656
7	19.421	24.662	23.363	31.555	1'39.001	299,2	14:15'28.657

21/05/2022 P = Pits In/Out - C = Lap Time Cancelled

These data/results cannot be reproduced, stored and/or transmitted in whole or in part by any manner of electronic, mechanical, photocopying, recording, broadcasting or otherwise now known or herein after developed without the previous express consent by the copyright owner, except for reproduction in daily press and regular printed publications on sale to the public within 60 days of the event related to those data/results and always provided that copyright symbol appears together as follows below.

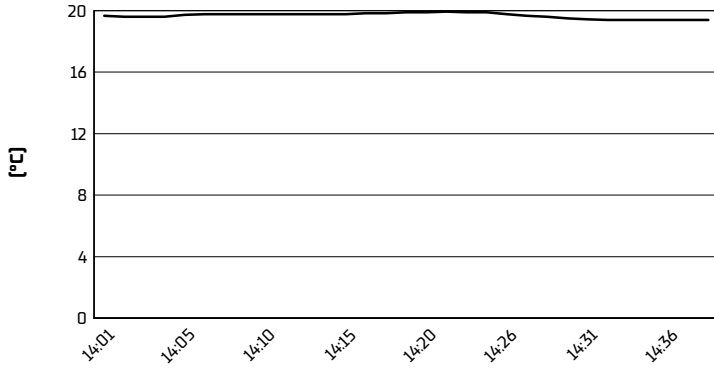
© DORNA WSBK ORGANIZATION Srl 2022

Estoril Round, 20-22 May 2022

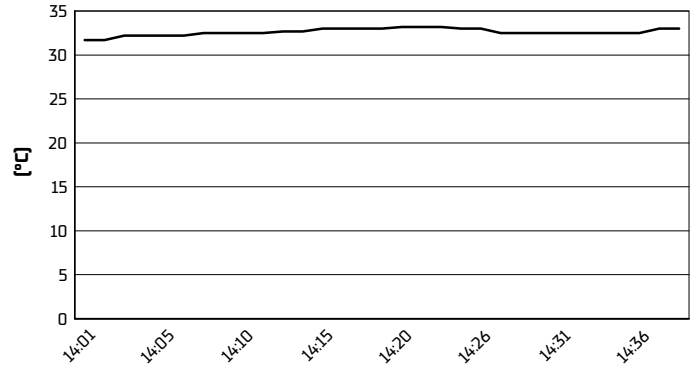
Weather Report Race 1

Session started 14:00 - Session ended 14:39

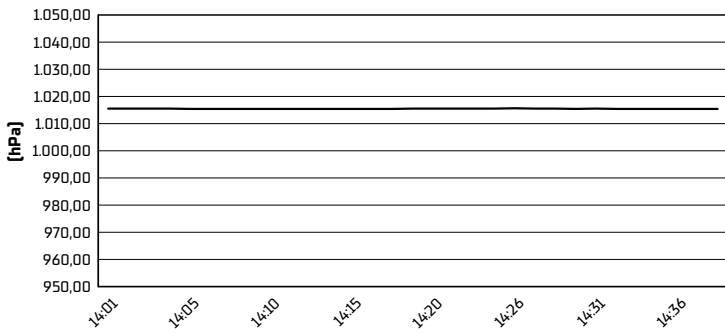
Air Temperature



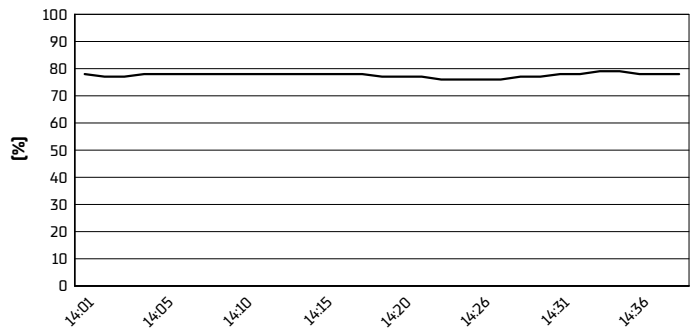
Track Temperature



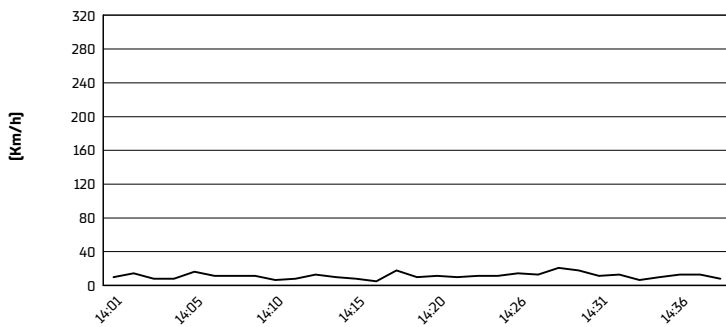
Air Pressure



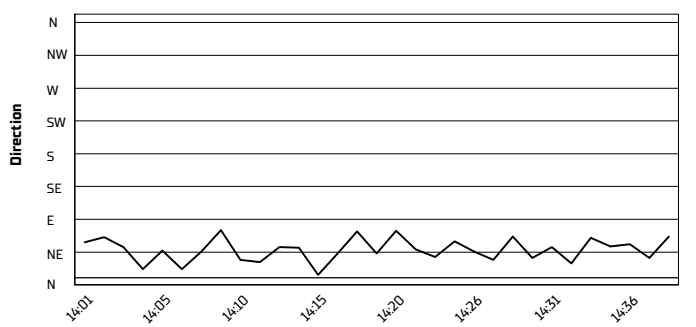
Humidity



Wind Speed



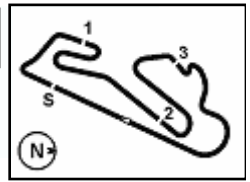
Wind Direction



21/05/2022

These data/results cannot be reproduced, stored and/or transmitted in whole or in part by any manner of electronic, mechanical, photocopying, recording, broadcasting or otherwise now known or herein after developed without the previous express consent by the copyright owner, except for reproduction in daily press and regular printed publications on sale to the public within 60 days of the event related to those data/results and always provided that copyright symbol appears together as follows below.

© DORNA WSBK ORGANIZATION Srl 2022



Circuito Estoril 4.182 m

Estoril Round, 20-22 May 2022

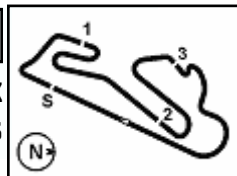
Manufacturers Standings

	Points	Points From First	Points From Previous	April 10	April 24	May 22	June 12	July 17	July 31	September 11	September 25	October 9	October 23	November 13	December 30			
				ARAGON	ASSEN	ESTORIL	MISANO	DONINGTON	MOST	MAGNY-COURS	BARCELONA	PORTIMAO	VILLICUM	MANDALIKA	PHILLIP ISLAND			
1 DUCATI	134			20 25 12	20 25 7	25												
2 KAWASAKI	120	14		25 20 9	25 13 12	16												
3 YAMAHA	104	30	16	16 16 7	16 20 9	20												
4 HONDA	63	71	41	10 8 2	11 16 5	11												
5 BMW	50	84	13	8 9	10 11 4	8												

21/05/2022 First Line: Race 1 & 2 - Second Line: Tissot Superpole Race

These data/results cannot be reproduced, stored and/or transmitted in whole or in part by any manner of electronic, mechanical, photocopying, recording, broadcasting or otherwise now known or herein after developed without the previous express consent by the copyright owner, except for reproduction in daily press and regular printed publications on sale to the public within 60 days of the event related to those data/results and always provided that copyright symbol appears together as follows below.

© DORNA WSBK ORGANIZATION Srl 2022



Estoril Round, 20-22 May 2022

Best Laps & Speeds

No.	Rider Bike	Nat	Best Lap		FP1		FP2		FP3		SP		RC1	
			LL	SPD	LL	SPD	LL	SPD	LL	SPD	LL	SPD	LL	SPD
1	65 J. REA Kawasaki ZX-10RR	GBR	1'35.346		1'37.742	319,5	1'36.595	320,4	1'36.571	311,2	1'35.346	313,9	1'36.204	313,9
2	1 T. RAZGATLIOGLU Yamaha YZF R1	TUR	1'35.437		1'36.776	317,6	1'36.290	317,6	1'36.233	310,3	1'35.437	313,9	1'36.208	310,3
3	19 A. BAUTISTA Ducati Panigale V4R	ESP	1'35.963		1'37.155	324,3	1'36.463	324,3	1'37.015	321,4	1'35.963	321,4	1'36.461	324,3
4	45 S. REDDING BMW M1000RR	GBR	1'35.979		1'37.950	320,4	1'37.487	320,4	1'37.406	315,7	1'35.979	317,6	1'37.013	313,9
5	55 A. LOCATELLI Yamaha YZF R1	ITA	1'36.198		1'37.376	319,5	1'37.201	319,5	1'37.202	311,2	1'36.198	313,9	1'36.788	311,2
6	21 M. RINALDI Ducati Panigale V4R	ITA	1'36.236		1'38.159	320,4	1'37.189	317,6	1'37.199	316,7	1'36.236	318,5	1'37.617	320,4
7	7 I. LECUONA Honda CBR1000 RR-R	ESP	1'36.433		1'38.444	327,2	1'37.375	327,2	1'37.446	315,7	1'36.433	316,7	1'37.123	316,7
8	22 A. LOWES Kawasaki ZX-10RR	GBR	1'36.538		1'37.948	318,5	1'37.483	317,6	1'37.386	309,4	1'36.538	318,5	1'37.331	313,9
9	31 G. GERLOFF Yamaha YZF R1	USA	1'36.572		1'36.572	320,4	1'37.081	320,4	1'37.930	305,9				
10	50 E. LAVERTY BMW M1000RR	IRL	1'36.659		1'37.881	325,3	1'37.710	325,3	1'38.572	315,7	1'36.659	315,7	1'37.937	319,5
11	44 L. MAHIAS Kawasaki ZX-10RR	FRA	1'36.674		1'38.044	314,8	1'37.467	314,8	1'38.069	300,8	1'36.674	304,2	1'37.954	307,6
12	97 X. VIERGE Honda CBR1000 RR-R	ESP	1'36.747		1'37.901	330,2	1'37.281	330,2	1'37.636	322,3	1'36.747	323,3	1'37.069	321,4
13	76 L. BAZ BMW M1000RR	FRA	1'36.755		1'37.906	320,4	1'37.346	320,4	1'37.783	314,8	1'36.755	310,3	1'37.234	320,4
14	3 K. NOZANE Yamaha YZF R1	JPN	1'36.980		1'38.701	313,9	1'37.765	313,9	1'38.069	305,0	1'36.980	308,5	1'38.013	310,3
15	47 A. BASSANI Ducati Panigale V4R	ITA	1'37.015		1'37.621	318,5	1'37.601	316,7	1'37.506	310,3	1'37.015	310,3	1'37.218	318,5
16	29 L. BERNARDI Ducati Panigale V4R	SMR	1'37.105		1'39.771	322,3	1'38.776	322,3	1'38.546	317,6	1'37.105	315,7	1'38.137	318,5
17	17 M. FRITZ Yamaha YZF R1	GER	1'37.124		1'39.560	312,1	1'38.286	312,1	1'38.167	305,9	1'37.124	307,6	1'38.383	308,5
18	12 X. FORES Ducati Panigale V4R	ESP	1'37.521			314,8			1'38.159	309,4	1'37.521	307,6	1'37.636	
19	5 P. OETTL Ducati Panigale V4R	GER	1'37.713		1'38.115	318,5	1'37.713	318,5						
20	23 C. PONSSON Yamaha YZF R1	FRA	1'37.775		1'38.520	313,0	1'38.301	312,1	1'39.031	302,5	1'37.775	305,9	1'38.345	307,6
21	36 L. MERCADO Honda CBR1000 RR-R	ARG	1'37.867		1'39.743	315,7	1'38.528	315,7	1'39.911	300,0	1'37.867	310,3		
22	35 H. SYAHRIN Honda CBR1000 RR-R	MAS	1'38.065		1'40.551	314,8	1'38.933	314,8	1'39.069	305,9	1'38.065	309,4	1'39.423	307,6
23	32 I. VINALES Kawasaki ZX-10RR	ESP	1'38.436		1'39.360	308,5	1'39.023	308,5	1'38.780	300,8	1'38.436	305,9	1'39.001	299,1
24	52 D. KONIG Kawasaki ZX-10RR	CZE	1'38.709		1'41.298	313,0	1'40.292	309,4	1'40.070	307,6	1'38.709	305,0	1'39.399	313,0

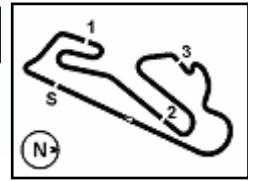
21/05/2022

These data/results cannot be reproduced, stored and/or transmitted in whole or in part by any manner of electronic, mechanical, photocopying, recording, broadcasting or otherwise now known or herein after developed without the previous express consent by the copyright owner, except for reproduction in daily press and regular printed publications on sale to the public within 60 days of the event related to those data/results and always provided that copyright symbol appears together as follows below.

© DORNA WSBK ORGANIZATION Srl 2022

FICR PERUGIA TIMING





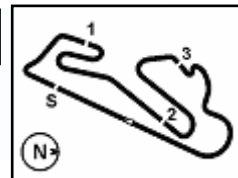
Circuito Estoril 4.182 m

Estoril Round, 20-22 May 2022
Pirelli Best Lap Award

	Points	Points From First	Points From Previous	April 10 ARAGON	April 24 ASSEN	May 22 ESTORIL	June 12 MISANO	July 17 DONINGTON	July 31 MOST	September 11 MAGNY-COURS	September 25 BARCELONA	October 9 PORTIMAO	October 23 VILLICUM	November 13 MANDALIKA	December 30 PHILIP ISLAND			
1 REA Jonathan (GBR)	3				1	1												
2 LOWES Alex (GBR)	1	2		1														
3 RAZGATLIOGLU Toprak (TUR)	1	2	0	1														

21/05/2022
These data/results cannot be reproduced, stored and/or transmitted in whole or in part by any manner of electronic, mechanical, photocopying, recording, broadcasting or otherwise now known or herein after developed without the previous express consent by the copyright owner, except for reproduction in daily press and regular printed publications on sale to the public within 60 days of the event related to those data/results and always provided that copyright symbol appears together as follows below.
© DORNA WSBK ORGANIZATION Srl 2022





Estoril Round, 20-22 May 2022

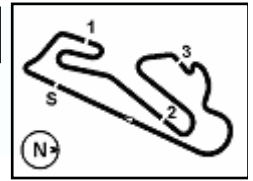
Hyundai N-spired Award Race 1

	Points	Points From First	Points From Previous	April 10 ARAGON	April 24 ASSEN	May 22 ESTORIL	June 12 MISANO	July 17 DONINGTON	July 31 MOST	September 11 MAGNY-COURS	September 25 BARCELONA	October 9 PORTIMAO	October 23 VILLICUM	November 13 MANDALIKA	December 30 PHILLIP ISLAND	
1 BERNARDI Luca (SMR)	25			6 2	6 10	1										
2 PONSSON Christophe (FRA)	21	4		2 3	8 8											
3 TAMBURINI Roberto (ITA)	20	5	1	1	8 11											
4 VIERGE Xavi (ESP)	20	5	0	6 1	3 5	5										
5 RINALDI Michael Ruben (ITA)	14	11	6			1 13										
6 KONIG Oliver (CZE)	14	11	0	3 3	2 5	1										
7 REDDING Scott (GBR)	12	13	2	1	4 7											
8 MAHIAS Lucas (FRA)	10	15	2	3 6		1										
9 SYHRIN Hañzh (MAS)	10	15	0	2 3	1 4											
10 VAN DER MARK Michael (NED)	9	16	1		2 7											
11 LOWES Alex (GBR)	7	18	2	1	6											
12 MERCADO Leandro (ARG)	7	18	0	2 1	4											
13 BAUTISTA Alvaro (ESP)	7	18	0		3 2	2										
14 LAVERTY Eugene (IRL)	6	19	1	4 2												
15 BASSANI Axel (ITA)	6	19	0	1	4 1											
16 BAZ Loris (FRA)	6	19	0	4	1 1											
17 LECUONA Iker (ESP)	6	19	0	1	3 2											
18 FORES Xavi (ESP)	5	20	1			5										
19 HASLAM Leon (GBR)	5	20	0		1 4											
20 RUIU Gabriele (ITA)	5	20	0	3	2											
21 GERLOFF Garrett (USA)	5	20	0	2 3												
22 OETTL Philipp (GER)	4	21	1		4											
23 REA Jonathan (GBR)	4	21	0	2	2											
24 LOCATELLI Andrea (ITA)	4	21	0	1	2 1											

21/05/2022

These data/results cannot be reproduced, stored and/or transmitted in whole or in part by any manner of electronic, mechanical, photocopying, recording, broadcasting or otherwise now known or herein after developed without the previous express consent by the copyright owner, except for reproduction in daily press and regular printed publications on sale to the public within 60 days of the event related to those data/results and always provided that copyright symbol appears together as follows below.

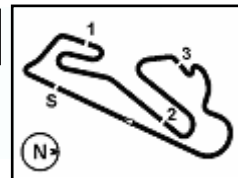
© DORNA WSBK ORGANIZATION Srl 2022



Estoril Round, 20-22 May 2022
Hyundai N-spired Award Race 1

	Points	Points From First	Points From Previous	April 10 ARAGON	April 24 ASSEN	May 22 ESTORIL	June 12 MISANO	July 17 DONINGTON	July 31 MONZA	September 11 MAGNY-COURS	September 25 BARCELONA	October 9 PORTIMAO	October 23 VILLICUM	November 13 MANDALIKA	December 30 PHILIPP ISLAND			
25 CRESSON Loris [BEL]	2	23	2	1	1													
26 NOZANE Kohta [JPN]	1	24	1	1														

21/05/2022
These data/results cannot be reproduced, stored and/or transmitted in whole or in part by any manner of electronic, mechanical, photocopying, recording, broadcasting or otherwise now known or herein after developed without the previous express consent by the copyright owner, except for reproduction in daily press and regular printed publications on sale to the public within 60 days of the event related to those data/results and always provided that copyright symbol appears together as follows below.
© DORNA WSBK ORGANIZATION Srl 2022

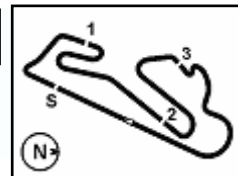


	Points	Points From First	Points From Previous	April 10 ARAGON	April 24 ASSEN	May 22 ESTORIL	June 12 MISANO	July 17 DONINGTON	July 31 MOST	September 11 MAGNY-COURS	September 25 BARCELONA	October 9 PORTIMAO	October 23 VILLICUM	November 13 MANDALIKA	December 30 PHILIP ISLAND
1 BERNARDI Luca (SMR)	50			12 11	6 14	7									
2 TAMBURINI Roberto (ITA)	45	5		6 6	17 16										
3 PONSSON Christophe (FRA)	41	9	4	5 7	14 11	4									
4 NOZANE Kohta (JPN)	38	12	3	8 8	17	5									
5 MERCADO Leandro (ARG)	38	12	0	7 9	9 11	2									
6 VIERGE Xavi (ESP)	38	12	0	8 5	7 12	6									
7 RINALDI Michael Ruben (ITA)	36	14	2	2	7 7	20									
8 SYHRIN HaFizh (MAS)	34	16	2	7 9	3 9	6									
9 REDDING Scott (GBR)	32	18	2	9 3	9 9	2									
10 BAZ Loris (FRA)	30	20	2	7 5	7 5	6									
11 BASSANI Axel (ITA)	30	20	0	5 2	8 10	5									
12 REA Jonathan (GBR)	29	21	1	12 4	3 4	6									
13 OETTL Philipp (GER)	29	21	0	9 6	12 2										
14 MAHIAS Lucas (FRA)	29	21	0	7 6	9 7										
15 KONIG Oliver (CZE)	28	22	1	4 6	5 8	5									
16 RUIU Gabriele (ITA)	27	23	1	3 11	3 10										
17 VAN DER MARK Michael (NED)	27	23	0		15 12										
18 BAUTISTA Alvaro (ESP)	23	27	4	9 2	4 4	4									
19 LOWES Alex (GBR)	21	29	2	2 2	2 12	3									
20 LECUONA Iker (ESP)	20	30	1	3 2	5 5	5									
21 LAVERTY Eugene (IRL)	19	31	1	11 5		3									
22 LOCATELLI Andrea (ITA)	19	31	0	3 6	3 5	2									
23 HASLAM Leon (GBR)	18	32	1		8 10										
24 GERLOFF Garrett (USA)	18	32	0	7 5	5 1										

21/05/2022

These data/results cannot be reproduced, stored and/or transmitted in whole or in part by any manner of electronic, mechanical, photocopying, recording, broadcasting or otherwise now known or herein after developed without the previous express consent by the copyright owner, except for reproduction in daily press and regular printed publications on sale to the public within 60 days of the event related to those data/results and always provided that copyright symbol appears together as follows below.

© DORNA WSBK ORGANIZATION Srl 2022



	Points	Points From First	Points From Previous	April 10 ARAGON	April 24 ASSEN	May 22 ESTORIL	June 12 MISANO	July 17 DONINGTON	July 31 MOST	September 11 MAGNY-COURS	September 25 BARCELONA	October 9 PORTIMAO	October 23 VILLICUM	November 13 MANDALIKA	December 30 PHILLIP ISLAND			
25 RAZGATLIOGLU Toprak (TUR)	14	36	4	2	2	1	1	8										
26 MYKHALCHYK Illia (UKR)	13	37	1	5	8													
27 FORES Xavi (ESP)	9	41	4			9												
28 CRESSON Loris (BEL)	5	45	4	2	3													
29 FRITZ Marvin (GER)	2	48	3			2												
30 VINALES Isaac (ESP)	1	49	1			1												

21/05/2022

These data/results cannot be reproduced, stored and/or transmitted in whole or in part by any manner of electronic, mechanical, photocopying, recording, broadcasting or otherwise now known or herein after developed without the previous express consent by the copyright owner, except for reproduction in daily press and regular printed publications on sale to the public within 60 days of the event related to those data/results and always provided that copyright symbol appears together as follows below.

© DORNA WSBK ORGANIZATION Srl 2022

FICR PERUGIA TIMING

