

## Estoril Round, 20-22 May 2022

### Results Tissot Superpole Race

Laps 10 = 41,820 Km - Time of Race 16'21.784 - Avg. 153,345 km/h

1 / 2

Pos	Grid	No. Rider	Nat	Team	Bike	Class	LL	Gap	Rel.	Fastest Lap	Speed	Qualifying	Speed
1	1	<b>65 J. REA</b>	GBR	Kawasaki Racing Team WorldSBK	Kawasaki ZX-10RR		10			1'36.801	316,7	1'35.346	314,0
2	2	<b>1 T. RAZGATLIOGLU</b>	TUR	Pata Yamaha with Brixx WorldSBK	Yamaha YZF R1		10	<b>0.174</b>	0.174	1'36.827	314,9	1'35.437	314,0
3	3	<b>19 A. BAUTISTA</b>	ESP	Aruba.it Racing - Ducati	Ducati Panigale V4R		10	<b>4.925</b>	4.751	1'37.481	323,4	1'35.963	321,4
4	7	<b>7 I. LECUONA</b>	ESP	Team HRC	Honda CBR1000 RR-R		10	<b>7.050</b>	2.125	1'37.792	321,4	1'36.433	316,7
5	5	<b>55 A. LOCATELLI</b>	ITA	Pata Yamaha with Brixx WorldSBK	Yamaha YZF R1		10	<b>8.240</b>	1.190	1'37.773	317,6	1'36.198	314,0
6	8	<b>22 A. LOWES</b>	GBR	Kawasaki Racing Team WorldSBK	Kawasaki ZX-10RR		10	<b>8.684</b>	0.444	1'37.364	324,3	1'36.538	318,6
7	4	<b>45 S. REDDING</b>	GBR	BMW Motorrad WorldSBK Team	BMW M1000RR		10	<b>10.293</b>	1.609	1'38.042	316,7	1'35.979	317,6
8	6	<b>21 M. RINALDI</b>	ITA	Aruba.it Racing - Ducati	Ducati Panigale V4R		10	<b>29.516</b>	19.223	1'39.143	318,6	1'36.236	318,6
9	17	<b>12 X. FORES</b>	ESP	Team GoEleven	Ducati Panigale V4R	IND	10	<b>29.541</b>	0.025	1'38.665	312,1	1'37.521	307,7
10	14	<b>47 A. BASSANI</b>	ITA	Motocorsa Racing	Ducati Panigale V4R	IND	10	<b>32.114</b>	2.573	1'39.987	315,8	1'37.015	310,3
11	13	<b>3 K. NOZANE</b>	JPN	GYTR GRT Yamaha WorldSBK Team	Yamaha YZF R1	IND	10	<b>32.141</b>	0.027	1'39.370	309,5	1'36.980	308,6
12	18	<b>23 C. PONSSON</b>	FRA	Gil Motor Sport-Yamaha	Yamaha YZF R1	IND	10	<b>52.258</b>	20.117	1'40.799	301,7	1'37.775	305,9
13	21	<b>32 I. VINALES</b>	ESP	TPR Team Pedercini Racing	Kawasaki ZX-10RR	IND	10	<b>53.209</b>	0.951	1'41.008	306,8	1'38.436	305,9
14	19	<b>36 L. MERCADO</b>	ARG	MIE Racing Honda Team	Honda CBR1000 RR-R	IND	10	<b>55.481</b>	2.272	1'41.582	306,8	1'37.867	310,3
15	15	<b>29 L. BERNARDI</b>	SMR	BARNI Spark Racing Team	Ducati Panigale V4R	IND	10	<b>1'06.281</b>	10.800	1'42.011	314,0	1'37.105	315,8
16	20	<b>35 H. SYAHRIN</b>	MAS	MIE Racing Honda Team	Honda CBR1000 RR-R	IND	10	<b>1'07.723</b>	1.442	1'42.168	306,8	1'38.065	309,5
17	22	<b>52 O. KONIG</b>	CZE	Orelac Racing Verdnatura	Kawasaki ZX-10RR	IND	10	<b>1'07.758</b>	0.035	1'42.169	305,1	1'38.709	305,1
<b>Not Classified</b>													
RET	9	<b>50 E. LAVERTY</b>	IRL	Bonovo Action BMW	BMW M1000RR	IND	4	<b>6 Laps</b>		1'39.185	316,7	1'36.659	315,8
RET	12	<b>76 L. BAZ</b>	FRA	Bonovo Action BMW	BMW M1000RR	IND	3	<b>7 Laps</b>		1'40.109	314,0	1'36.755	310,3
RET	11	<b>97 X. VIERGE</b>	ESP	Team HRC	Honda CBR1000 RR-R		1	<b>9 Laps</b>			194,9	1'36.747	323,4
RET	16	<b>17 M. FRITZ</b>	GER	Yamaha Motoxrcing WorldSBK Team	Yamaha YZF R1	IND	0				203,4	1'37.124	307,7
RET	10	<b>44 L. MAHIAS</b>	FRA	Kawasaki Puccetti Racing	Kawasaki ZX-10RR	IND	0				193,2	1'36.674	304,2

AIR	Humidity:	85%	Temp:	18°C
TRACK	Condition:	Wet	Temp:	22°C

Records	Pole (SP)	2022	J.Rea	1'35.346	157,90 Km/h
	Race (RC1)	2022	J.Rea	1'36.204	156,49 Km/h
	All Times (SP)	2022	J.Rea	1'35.346	157,90 Km/h
Race Fastest Lap		Lap 9	J.Rea	1'36.801	155,53 Km/h

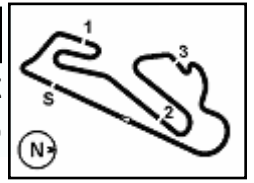
LAP LEADERS					
No. Rider	From	To	Laps	Total	
<b>1 T. RAZGATLIOGLU</b>	1	1	1		
<b>65 J. REA</b>	2	6	5		
<b>1 T. RAZGATLIOGLU</b>	7	9	3	4	
<b>65 J. REA</b>	10	10	1	6	

TOTAL LEADER LAPS		
No. Rider	Laps	
<b>19 A. BAUTISTA</b>	52	
<b>65 J. REA</b>	41	
<b>1 T. RAZGATLIOGLU</b>	35	

22/05/2022 Start 11:00 End 11:20 The results are provisional until the end of the time limit for protests and appeals and the completion of the technical checks.

These data/results cannot be reproduced, stored and/or transmitted in whole or in part by any manner of electronic, mechanical, photocopying, recording, broadcasting or otherwise now known or herein after developed without the previous express consent by the copyright owner, except for reproduction in daily press and regular printed publications on sale to the public within 60 days of the event related to those data/results and always provided that copyright symbol appears together as follows below.

© DORNA WSBK ORGANIZATION Srl 2022



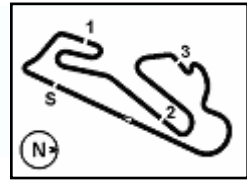
**Race Highlights**

Time	No. Rider	Description
10.50.32		WET RACE
10.57.57		Warm-up Lap Start
11.00.29		Start
11.00.52	<b>44 L. MAHIAS</b>	Crashed - Turn 1
11.01.25	<b>44 L. MAHIAS</b>	Not Actively Competing
11.01.41	<b>17 M. FRITZ</b>	Crashed - Turn 6
11.01.50	<b>97 X. VIERGE</b>	Crashed - Turn 7
11.02.03	<b>17 M. FRITZ</b>	Not Actively Competing
11.02.06	<b>97 X. VIERGE</b>	Not Actively Competing
11.02.56		No Jump Start
11.04.34	<b>97 X. VIERGE</b>	Entered Pits
11.07.25	<b>76 L. BAZ</b>	Crashed - Turn 13
11.08.05	<b>76 L. BAZ</b>	Not Actively Competing
11.08.18	<b>50 E. LAVERTY</b>	Crashed - Turn 6
11.09.01	<b>50 E. LAVERTY</b>	Not Actively Competing
11.11.32	<b>50 E. LAVERTY</b>	Medical Centre
11.18.09		Podium Confirmed
11.20.00		End Of Session

22/05/2022      Start      End      The results are provisional until the end of the time limit for protests and appeals and the completion of the technical checks.

These data/results cannot be reproduced, stored and/or transmitted in whole or in part by any manner of electronic, mechanical, photocopying, recording, broadcasting or otherwise now known or herein after developed without the previous express consent by the copyright owner, except for reproduction in daily press and regular printed publications on sale to the public within 60 days of the event related to those data/results and always provided that copyright symbol appears together as follows below.

© DORNA WSBK ORGANIZATION Srl 2022



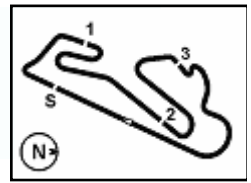
## Estoril Round, 20-22 May 2022 Championship Standings

Points	Points From First	Points From Previous	April		May		June	July	July	September	September	October	October	November	December				
			ARAGON	ASSEN	ESTORIL	MISANO													DONINGTON
1	<b>BAUTISTA</b> Alvaro (ESP)	<b>141</b>	20	25	20	25													
			12	7	7	7													
2	<b>REA</b> Jonathan (GBR)	<b>119</b>	22																
			25	20	25	16													
			9	12	12	12													
3	<b>RAZGATLIOGLU</b> Toprak (TUR)	<b>93</b>	48	26															
			16	16	16	20													
			7	9	9	9													
4	<b>LOCATELLI</b> Andrea (ITA)	<b>73</b>	68	20															
			11	13	20	13													
			5	6	6	5													
5	<b>LECUONA</b> Iker (ESP)	<b>66</b>	75	7															
			10	6	11	16	10												
			2	5	5	6													
6	<b>RINALDI</b> Michael Ruben (ITA)	<b>52</b>	89	14															
			13	13	9	7													
			6	2	2	2													
7	<b>LOWES</b> Alex (GBR)	<b>41</b>	100	11															
			11	11	13	9													
			4	4	4	4													
8	<b>VIERGE</b> Xavi (ESP)	<b>41</b>	100	0															
			9	8	5	7	11												
			1	1	1	1													
9	<b>BASSANI</b> Axel (ITA)	<b>34</b>	107	7															
			10	6	10	4													
			3	1	1	4													
10	<b>BAZ</b> Loris (FRA)	<b>34</b>	107	0															
			5	9	10	6													
			4	4	4	6													
11	<b>REDDING</b> Scott (GBR)	<b>30</b>	111	4															
			1	7	11	8													
			3	3	3	3													
12	<b>GERLOFF</b> Garrett (USA)	<b>25</b>	116	5															
			7	7	8														
			3	3	3														
13	<b>OETTL</b> Philipp (GER)	<b>15</b>	126	10															
			3	3	9														
14	<b>MAHIAS</b> Lucas (FRA)	<b>14</b>	127	1															
			2	5	1	6													
15	<b>VAN DER MARK</b> Michael (NED)	<b>11</b>	130	3															
			3	3	8														
16	<b>LAVERTY</b> Eugene (IRL)	<b>11</b>	130	0															
			6	4		1													
17	<b>MYKHALCHYK</b> Illia (UKR)	<b>9</b>	132	2															
			8	1															
18	<b>TAMBURINI</b> Roberto (ITA)	<b>9</b>	132	0															
			2	2	5														
19	<b>BERNARDI</b> Luca (SMR)	<b>9</b>	132	0															
			4		2	3													
20	<b>PONSSON</b> Christophe (FRA)	<b>8</b>	133	1															
			4	4															
21	<b>FORES</b> Xavi (ESP)	<b>6</b>	135	2															
			5		5	1													
22	<b>HASLAM</b> Leon (GBR)	<b>3</b>	138	3															
			3		3														
23	<b>NOZANE</b> Kohta (JPN)	<b>2</b>	139	1															
			2		2														
24	<b>MERCADO</b> Leandro (ARG)	<b>1</b>	140	1															
			1		1														

22/05/2022

These data/results cannot be reproduced, stored and/or transmitted in whole or in part by any manner of electronic, mechanical, photocopying, recording, broadcasting or otherwise now known or herein after developed without the previous express consent by the copyright owner, except for reproduction in daily press and regular printed publications on sale to the public within 60 days of the event related to those data/results and always provided that copyright symbol appears together as follows below.

© DORNA WSBK ORGANIZATION Srl 2022



## Estoril Round, 20-22 May 2022 Championship Standings

Points	Points From First	Points From Previous	April	April	May	June	July	July	September	September	October	October	November	December	
			ARAGON	ASSEN	ESTORIL	MISANO	DONINGTON	MOST	MAGNY-COURS	BARCELONA	PORTIMAO	VILLICUM	MANDALIKA	PHILIP ISLAND	
<b>Independent Riders</b>															
1	<b>BASSANI</b> Axel (ITA)	<b>34</b>	<b>10</b> 3	<b>6</b> 10	<b>10</b> 1	<b>4</b>									
2	<b>BAZ</b> Loris (FRA)	<b>34</b> 0	<b>5</b> <b>9</b>	<b>10</b> 4	<b>6</b>										
3	<b>GERLOFF</b> Garrett (USA)	<b>25</b> 9 9	<b>7</b> <b>7</b>	<b>8</b> 3											
4	<b>OETTL</b> Philipp (GER)	<b>15</b> 19 10	<b>3</b> <b>3</b>	<b>9</b>											
5	<b>MAHIAS</b> Lucas (FRA)	<b>14</b> 20 1	<b>2</b> <b>5</b>	<b>1</b> <b>6</b>											
6	<b>LAVERTY</b> Eugene (IRL)	<b>11</b> 23 3	<b>6</b> <b>4</b>		<b>1</b>										
7	<b>TAMBURINI</b> Roberto (ITA)	<b>9</b> 25 2	<b>2</b>	<b>2</b> <b>5</b>											
8	<b>BERNARDI</b> Luca (SMR)	<b>9</b> 25 0	<b>4</b>	<b>2</b> <b>3</b>											
9	<b>PONSSON</b> Christophe (FRA)	<b>8</b> 26 1		<b>4</b> <b>4</b>											
10	<b>FORES</b> Xavi (ESP)	<b>6</b> 28 2			<b>5</b> 1										
11	<b>HASLAM</b> Leon (GBR)	<b>3</b> 31 3		<b>3</b>											
12	<b>NOZANE</b> Kohta (JPN)	<b>2</b> 32 1			<b>2</b>										
13	<b>MERCADO</b> Leandro (ARG)	<b>1</b> 33 1		<b>1</b>											

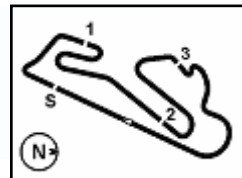
22/05/2022

These data/results cannot be reproduced, stored and/or transmitted in whole or in part by any manner of electronic, mechanical, photocopying, recording, broadcasting or otherwise now known or herein after developed without the previous express consent by the copyright owner, except for reproduction in daily press and regular printed publications on sale to the public within 60 days of the event related to those data/results and always provided that copyright symbol appears together as follows below.

© DORNA WSBK ORGANIZATION Srl 2022

FICR PERUGIA TIMING





Circuito Estoril 4.182 m

## Estoril Round, 20-22 May 2022

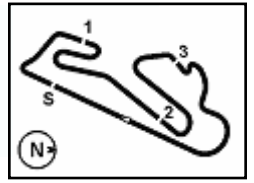
Starting Grid - Race 2 [21 Laps x 4,182 km = 87,822 km]

1	1	<b>65</b> REA J. Kawasaki	2	<b>1</b> RAZGATLIOGLU T. Yamaha	3	<b>19</b> BAUTISTA A. Ducati
2	4	<b>7</b> LECUONA I. Honda	5	<b>55</b> LOCATELLI A. Yamaha	6	<b>22</b> LOWES A. Kawasaki
3	7	<b>45</b> REDDING S. BMW	8	<b>21</b> RINALDI M. Ducati	9	<b>12</b> FORES X. Ducati
4	10	<b>50</b> LAVERTY E. BMW	11	<b>97</b> VIERGE X. Honda	12	<b>76</b> BAZ L. BMW
5	13	<b>3</b> NOZANE K. Yamaha	14	<b>47</b> BASSANI A. Ducati	15	<b>29</b> BERNARDI L. Ducati
6	16	<b>17</b> FRITZ M. Yamaha	17	<b>23</b> PONSSON C. Yamaha	18	<b>36</b> MERCADO L. Honda
7	19	<b>35</b> SYAHRIN H. Honda	20	<b>32</b> VINALES I. Kawasaki	21	<b>52</b> KONIG O. Kawasaki

N.44 (Mahias L.) will not take part in the race. Declared unfit after SP Race

22/05/2022 The Race Director .....

These data/results cannot be reproduced, stored and/or transmitted in whole or in part by any manner of electronic, mechanical, photocopying, recording, broadcasting or otherwise now known or herein after developed without the previous express consent by the copyright owner, except for reproduction in daily press and regular printed publications on sale to the public within 60 days of the event related to those data/results and always provided that copyright symbol appears together as follows below. © DORNA WSBK ORGANIZATION Srl 2022



Circuito Estoril 4.182 m

## Estoril Round, 20-22 May 2022 Lap Chart Tissot Superpole Race

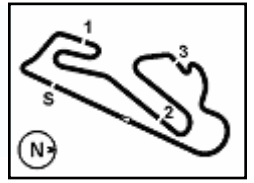
		Lap									
	1	2	3	4	5	6	7	8	9	10	
1	1	65	65	65	65	65	1	1	1	65	
2	65	1	1	1	1	1	65	65	65	1	
3	19	19	19	19	19	19	19	19	19	19	
4	45	7	7	7	7	7	7	7	7	7	
5	55	45	45	45	45	45	55	55	55	55	
6	7	55	55	55	55	55	45	45	22	22	
7	47	22	22	22	22	22	22	22	45	45	
8	22	47	76	50	47	47	47	21	21	21	
9	76	76	50	47	21	21	21	47	12	12	
10	3	50	47	21	3	3	12	12	47	47	
11	21	21	21	3	12	12	3	3	3	3	
12	50	3	3	12	23	23	23	23	23	23	
13	12	12	12	23	36	32	32	32	32	32	
14	23	23	23	36	32	36	36	36	36	36	
15	36	36	36	32	52	52	35	29	29	29	
16	52	52	32	52	35	35	52	35	35	35	
17	32	32	52	35	29	29	29	52	52	52	
18	35	35	35	29							
19	29	29	29								
20	97										

Final Result		
1	65 J. REA	Laps 10
2	1 T. RAZGATLIOGLU	0.174
3	19 A. BAUTISTA	4.925
4	7 I. LECUONA	7.050
5	55 A. LOCATELLI	8.240
6	22 A. LOWES	8.684
7	45 S. REDDING	10.293
8	21 M. RINALDI	29.516
9	12 X. FORES	29.541
10	47 A. BASSANI	32.114
11	3 K. NOZANE	32.141
12	23 C. PONSSON	52.258
13	32 I. VINALES	53.209
14	36 L. MERCADO	55.481
15	29 L. BERNARDI	1'06.281
16	35 H. SYHRIN	1'07.723
17	52 O. KONIG	1'07.758
RET	50 E. LAVERTY	6 Laps
RET	76 L. BAZ	7 Laps
RET	97 X. VIERGE	9 Laps
RET	44 L. MAHIAS	
RET	17 M. FRITZ	

22/05/2022

These data/results cannot be reproduced, stored and/or transmitted in whole or in part by any manner of electronic, mechanical, photocopying, recording, broadcasting or otherwise now known or herein after developed without the previous express consent by the copyright owner, except for reproduction in daily press and regular printed publications on sale to the public within 60 days of the event related to those data/results and always provided that copyright symbol appears together as follows below.

© DORNA WSBK ORGANIZATION Srl 2022



## Estoril Round, 20-22 May 2022

### Lap Chart Tissot Superpole Race

Lap 1		
1	<b>1</b> T.Razgatlioglu	1'43.684
2	<b>65</b> J.Rea	0.127
3	<b>19</b> A.Bautista	0.754
4	<b>45</b> S.Redding	0.901
5	<b>55</b> A.Locatelli	1.750
6	<b>7</b> I.Lecuona	1.754
7	<b>47</b> A.Bassani	3.048
8	<b>22</b> A.Lowes	3.089
9	<b>76</b> L.Baz	4.997
10	<b>3</b> K.Nozone	5.260
11	<b>21</b> M.Rinaldi	5.336
12	<b>50</b> E.Laverty	5.377
13	<b>12</b> X.Fores	7.496
14	<b>23</b> C.Ponsson	8.672
15	<b>36</b> L.Mercado	9.057
16	<b>52</b> O.Konig	9.486
17	<b>32</b> I.Vinales	9.919
18	<b>35</b> H.Syahrin	10.616
19	<b>29</b> L.Bernardi	13.113
20	<b>97</b> X.Vierge	

Lap 2		
1	<b>65</b> J.Rea	3'22.473
2	<b>1</b> T.Razgatlioglu	0.098
3	<b>19</b> A.Bautista	0.714
4	<b>7</b> I.Lecuona	1.408
5	<b>45</b> S.Redding	1.417
6	<b>55</b> A.Locatelli	2.303
7	<b>22</b> A.Lowes	4.149
8	<b>47</b> A.Bassani	6.201
9	<b>76</b> L.Baz	6.317
10	<b>50</b> E.Laverty	7.392
11	<b>21</b> M.Rinaldi	8.431
12	<b>3</b> K.Nozone	9.469
13	<b>12</b> X.Fores	10.881
14	<b>23</b> C.Ponsson	15.460
15	<b>36</b> L.Mercado	16.246
16	<b>52</b> O.Konig	16.490
17	<b>32</b> I.Vinales	16.638
18	<b>35</b> H.Syahrin	17.950
19	<b>29</b> L.Bernardi	21.170

Lap 3		
1	<b>65</b> J.Rea	5'00.806
2	<b>1</b> T.Razgatlioglu	0.180
3	<b>19</b> A.Bautista	0.539
4	<b>7</b> I.Lecuona	1.148
5	<b>45</b> S.Redding	2.099
6	<b>55</b> A.Locatelli	2.662
7	<b>22</b> A.Lowes	4.536
8	<b>76</b> L.Baz	8.147
9	<b>50</b> E.Laverty	9.309
10	<b>47</b> A.Bassani	9.920
11	<b>21</b> M.Rinaldi	11.476
12	<b>3</b> K.Nozone	12.340
13	<b>12</b> X.Fores	13.258
14	<b>23</b> C.Ponsson	21.000
15	<b>36</b> L.Mercado	22.126
16	<b>32</b> I.Vinales	22.221
17	<b>52</b> O.Konig	23.380
18	<b>35</b> H.Syahrin	23.786
19	<b>29</b> L.Bernardi	27.796

Lap 4		
1	<b>65</b> J.Rea	6'38.225
2	<b>1</b> T.Razgatlioglu	0.132
3	<b>19</b> A.Bautista	1.703
4	<b>7</b> I.Lecuona	1.880
5	<b>45</b> S.Redding	3.289
6	<b>55</b> A.Locatelli	3.492
7	<b>22</b> A.Lowes	5.853

8	<b>50</b> E.Laverty	11.075
9	<b>47</b> A.Bassani	13.130
10	<b>21</b> M.Rinaldi	14.737
11	<b>3</b> K.Nozone	16.139
12	<b>12</b> X.Fores	17.249
13	<b>23</b> C.Ponsson	26.815
14	<b>36</b> L.Mercado	27.518
15	<b>32</b> I.Vinales	27.855
16	<b>52</b> O.Konig	30.216
17	<b>35</b> H.Syahrin	30.331
18	<b>29</b> L.Bernardi	34.863

Lap 5		
1	<b>65</b> J.Rea	8'15.471
2	<b>1</b> T.Razgatlioglu	0.323
3	<b>19</b> A.Bautista	2.316
4	<b>7</b> I.Lecuona	2.666
5	<b>45</b> S.Redding	4.839
6	<b>55</b> A.Locatelli	5.032
7	<b>22</b> A.Lowes	6.527
8	<b>47</b> A.Bassani	16.528
9	<b>21</b> M.Rinaldi	17.979
10	<b>3</b> K.Nozone	19.529
11	<b>12</b> X.Fores	19.673
12	<b>23</b> C.Ponsson	32.496
13	<b>36</b> L.Mercado	32.875
14	<b>32</b> I.Vinales	32.918
15	<b>52</b> O.Konig	37.115
16	<b>35</b> H.Syahrin	37.732
17	<b>29</b> L.Bernardi	40.588

Lap 6		
1	<b>65</b> J.Rea	9'52.660
2	<b>1</b> T.Razgatlioglu	0.060
3	<b>19</b> A.Bautista	2.919
4	<b>7</b> I.Lecuona	3.553
5	<b>45</b> S.Redding	5.846
6	<b>55</b> A.Locatelli	5.897
7	<b>22</b> A.Lowes	7.143
8	<b>47</b> A.Bassani	19.326
9	<b>21</b> M.Rinaldi	21.196
10	<b>3</b> K.Nozone	22.129
11	<b>12</b> X.Fores	22.167
12	<b>23</b> C.Ponsson	36.997
13	<b>32</b> I.Vinales	37.573
14	<b>36</b> L.Mercado	37.818
15	<b>52</b> O.Konig	43.951
16	<b>35</b> H.Syahrin	44.216
17	<b>29</b> L.Bernardi	45.820

Lap 7		
1	<b>1</b> T.Razgatlioglu	11'29.762
2	<b>65</b> J.Rea	0.896
3	<b>19</b> A.Bautista	3.634
4	<b>7</b> I.Lecuona	5.005
5	<b>55</b> A.Locatelli	6.683
6	<b>45</b> S.Redding	7.214
7	<b>22</b> A.Lowes	7.528
8	<b>47</b> A.Bassani	22.486
9	<b>21</b> M.Rinaldi	23.237
10	<b>12</b> X.Fores	23.730
11	<b>3</b> K.Nozone	24.851
12	<b>23</b> C.Ponsson	41.032
13	<b>32</b> I.Vinales	41.562
14	<b>36</b> L.Mercado	42.660
15	<b>35</b> H.Syahrin	50.668
16	<b>52</b> O.Konig	51.063
17	<b>29</b> L.Bernardi	51.096

Lap 8		
1	<b>1</b> T.Razgatlioglu	13'06.668
2	<b>65</b> J.Rea	0.826

3	<b>19</b> A.Bautista	4.209
4	<b>7</b> I.Lecuona	6.187
5	<b>55</b> A.Locatelli	7.575
6	<b>45</b> S.Redding	8.350
7	<b>22</b> A.Lowes	8.391
8	<b>21</b> M.Rinaldi	25.542
9	<b>47</b> A.Bassani	26.082
10	<b>12</b> X.Fores	26.186
11	<b>3</b> K.Nozone	27.315
12	<b>23</b> C.Ponsson	45.511
13	<b>32</b> I.Vinales	46.291
14	<b>36</b> L.Mercado	47.338
15	<b>29</b> L.Bernardi	57.208
16	<b>35</b> H.Syahrin	57.375
17	<b>52</b> O.Konig	57.598

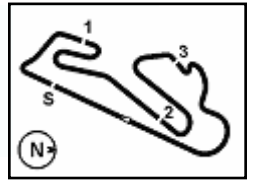
Lap 9		
1	<b>1</b> T.Razgatlioglu	14'43.495
2	<b>65</b> J.Rea	0.800
3	<b>19</b> A.Bautista	5.290
4	<b>7</b> I.Lecuona	7.152
5	<b>55</b> A.Locatelli	8.521
6	<b>22</b> A.Lowes	9.609
7	<b>45</b> S.Redding	9.955
8	<b>21</b> M.Rinaldi	28.308
9	<b>12</b> X.Fores	28.679
10	<b>47</b> A.Bassani	29.968
11	<b>3</b> K.Nozone	30.155
12	<b>23</b> C.Ponsson	49.748
13	<b>32</b> I.Vinales	50.490
14	<b>36</b> L.Mercado	52.188
15	<b>29</b> L.Bernardi	1'02.559
16	<b>35</b> H.Syahrin	1'03.844
17	<b>52</b> O.Konig	1'03.878

Lap 10		
1	<b>65</b> J.Rea	16'21.784
2	<b>1</b> T.Razgatlioglu	0.174
3	<b>19</b> A.Bautista	4.925
4	<b>7</b> I.Lecuona	7.050
5	<b>55</b> A.Locatelli	8.240
6	<b>22</b> A.Lowes	8.684
7	<b>45</b> S.Redding	10.293
8	<b>21</b> M.Rinaldi	29.516
9	<b>12</b> X.Fores	29.541
10	<b>47</b> A.Bassani	32.114
11	<b>3</b> K.Nozone	32.141
12	<b>23</b> C.Ponsson	52.258
13	<b>32</b> I.Vinales	53.209
14	<b>36</b> L.Mercado	55.481
15	<b>29</b> L.Bernardi	1'06.281
16	<b>35</b> H.Syahrin	1'07.723
17	<b>52</b> O.Konig	1'07.758

22/05/2022

These data/results cannot be reproduced, stored and/or transmitted in whole or in part by any manner of electronic, mechanical, photocopying, recording, broadcasting or otherwise now known or herein after developed without the previous express consent by the copyright owner, except for reproduction in daily press and regular printed publications on sale to the public within 60 days of the event related to those data/results and always provided that copyright symbol appears together as follows below.

© DORNA WSBK ORGANIZATION Srl 2022



**Race Pace Comparison**

	65 Rea	1 Raz	19 Bau	7 Lec	55 Loc	22 Low	45 Red	21 Rin	12 For	47 Bas	3 Noz	23 Pon	32 Vin	36 Mer
1	1'43.811	1'43.684	1'44.438	1'45.438	1'45.434	1'46.773	1'44.585	1'49.020	1'51.180	1'46.732	1'48.944	1'52.356	1'53.603	1'52.741
2	1'38.662	1'38.887	1'38.749	1'38.443	1'39.342	1'39.849	1'39.305	1'41.884	1'42.174	1'41.942	1'42.998	1'45.577	1'45.508	1'45.978
3	1'38.333	1'38.415	1'38.158	1'38.073	1'38.692	1'38.720	1'39.015	1'41.378	1'40.710	1'42.052	1'41.204	1'43.873	1'43.916	1'44.213
4	1'37.419	1'37.371	1'38.583	1'38.151	1'38.249	1'38.736	1'38.609	1'40.680	1'41.410	1'40.629	1'41.218	1'43.234	1'43.053	1'42.811
5	1'37.246	1'37.437	1'37.859	1'38.032	1'38.786	1'37.920	1'38.796	1'40.488	1'39.670	1'40.644	1'40.636	1'42.927	1'42.309	1'42.603
6	1'37.189	1'36.926	1'37.792	1'38.076	1'38.054	1'37.805	1'38.196	1'40.406	1'39.683	<b>1'39.987</b>	1'39.789	1'41.690	1'41.844	1'42.132
7	1'37.998	1'37.042	1'37.817	1'38.554	1'37.888	1'37.487	1'38.470	<b>1'39.143</b>	<b>1'38.665</b>	1'40.262	1'39.824	1'41.137	1'41.091	1'41.944
8	1'36.836	1'36.906	<b>1'37.481</b>	1'38.088	1'37.798	1'37.769	<b>1'38.042</b>	1'39.211	1'39.362	1'40.502	<b>1'39.370</b>	1'41.385	1'41.635	1'41.584
9	<b>1'36.801</b>	<b>1'36.827</b>	1'37.908	<b>1'37.792</b>	<b>1'37.773</b>	1'38.045	1'38.432	1'39.593	1'39.320	1'40.713	1'39.667	1'41.064	1'41.026	1'41.677
10	1'37.489	1'38.463	1'37.924	1'38.187	1'38.008	<b>1'37.364</b>	1'38.627	1'39.497	1'39.151	1'40.435	1'40.275	<b>1'40.799</b>	<b>1'41.008</b>	<b>1'41.582</b>

	29 Ber	35 Sya	52 Kon	50 Lav	76 Baz	97 Vie
1	1'56.797	1'54.300	1'53.170	1'49.061	1'48.681	4'11.548
2	1'46.846	1'46.123	1'45.793	1'40.804	<b>1'40.109</b>	
3	1'44.959	1'44.169	1'45.223	1'40.250	1'40.163	
4	1'44.486	1'43.964	1'44.255	<b>1'39.185</b>		
5	1'42.971	1'44.647	1'44.145			
6	1'42.421	1'43.673	1'44.025			
7	1'42.378	1'43.554	1'44.214			
8	1'43.018	1'43.613	1'43.441			
9	1'42.178	1'43.296	1'43.107			
10	<b>1'42.011</b>	<b>1'42.168</b>	<b>1'42.169</b>			

22/05/2022

These data/results cannot be reproduced, stored and/or transmitted in whole or in part by any manner of electronic, mechanical, photocopying, recording, broadcasting or otherwise now known or herein after developed without the previous express consent by the copyright owner, except for reproduction in daily press and regular printed publications on sale to the public within 60 days of the event related to those data/results and always provided that copyright symbol appears together as follows below.

© DORNA WSBK ORGANIZATION Srl 2022



## Estoril Round, 20-22 May 2022

### Best Sectors & Speed Tissot Superpole Race

RESULTS				
1	65	J. REA	Kawasaki ZX-10RR	Laps 10
2	1	T. RAZGATLIOGLU	Yamaha YZF R1	0.174
3	19	A. BAUTISTA	Ducati Panigale V4R	4.925
4	7	I. LECUONA	Honda CBR1000 RR-R	7.050
5	55	A. LOCATELLI	Yamaha YZF R1	8.240
6	22	A. LOWES	Kawasaki ZX-10RR	8.684
7	45	S. REDDING	BMW M1000RR	10.293
8	21	M. RINALDI	Ducati Panigale V4R	29.516
9	12	X. FORES	Ducati Panigale V4R	29.541
10	47	A. BASSANI	Ducati Panigale V4R	32.114
11	3	K. NOZANE	Yamaha YZF R1	32.141
12	23	C. PONSSON	Yamaha YZF R1	52.258
13	32	I. VINALES	Kawasaki ZX-10RR	53.209
14	36	L. MERCADO	Honda CBR1000 RR-R	55.481
15	29	L. BERNARDI	Ducati Panigale V4R	1'06.281
16	35	H. SYAHRIN	Honda CBR1000 RR-R	1'07.723
17	52	O. KONIG	Kawasaki ZX-10RR	1'07.758
RET	50	E. LAVERTY	BMW M1000RR	6 Laps
RET	76	L. BAZ	BMW M1000RR	7 Laps
RET	97	X. VIERGE	Honda CBR1000 RR-R	9 Laps
RET	17	M. FRITZ	Yamaha YZF R1	
RET	44	L. MAHIAS	Kawasaki ZX-10RR	

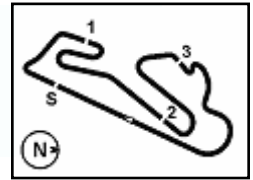
SPEED				
1	22	A. LOWES	Kawasaki ZX-10RR	324,3
2	19	A. BAUTISTA	Ducati Panigale V4R	323,4
3	7	I. LECUONA	Honda CBR1000 RR-R	321,4
4	21	M. RINALDI	Ducati Panigale V4R	318,6
5	55	A. LOCATELLI	Yamaha YZF R1	317,6
6	65	J. REA	Kawasaki ZX-10RR	316,7
7	50	E. LAVERTY	BMW M1000RR	316,7
8	45	S. REDDING	BMW M1000RR	316,7
9	47	A. BASSANI	Ducati Panigale V4R	315,8
10	1	T. RAZGATLIOGLU	Yamaha YZF R1	314,9
11	29	L. BERNARDI	Ducati Panigale V4R	314,0
12	76	L. BAZ	BMW M1000RR	314,0
13	12	X. FORES	Ducati Panigale V4R	312,1
14	3	K. NOZANE	Yamaha YZF R1	309,5
15	36	L. MERCADO	Honda CBR1000 RR-R	306,8
16	32	I. VINALES	Kawasaki ZX-10RR	306,8
17	35	H. SYAHRIN	Honda CBR1000 RR-R	306,8
18	52	O. KONIG	Kawasaki ZX-10RR	305,1
19	23	C. PONSSON	Yamaha YZF R1	301,7
20	17	M. FRITZ	Yamaha YZF R1	203,4
21	97	X. VIERGE	Honda CBR1000 RR-R	194,9
22	44	L. MAHIAS	Kawasaki ZX-10RR	193,2

SEG. 1			SEG. 2			SEG. 3			SEG. 4		
1	65	J. REA	18.843	1	1	T. RAZGATLIOGLU	24.089	1	65	J. REA	30.815
2	1	T. RAZGATLIOGLU	18.887	2	65	J. REA	24.128	2	1	T. RAZGATLIOGLU	30.879
3	55	A. LOCATELLI	19.003	3	22	A. LOWES	24.168	3	22	A. LOWES	31.038
4	22	A. LOWES	19.036	4	19	A. BAUTISTA	24.177	4	19	A. BAUTISTA	31.041
5	19	A. BAUTISTA	19.123	5	7	I. LECUONA	24.311	5	7	I. LECUONA	31.058
6	7	I. LECUONA	19.150	6	55	A. LOCATELLI	24.313	6	7	I. LECUONA	31.152
7	45	S. REDDING	19.229	7	45	S. REDDING	24.314	7	45	S. REDDING	31.253
8	76	L. BAZ	19.258	8	12	X. FORES	24.438	8	12	X. FORES	31.487
9	50	E. LAVERTY	19.359	9	76	L. BAZ	24.505	9	21	M. RINALDI	31.676
10	21	M. RINALDI	19.375	10	50	E. LAVERTY	24.510	10	50	E. LAVERTY	31.771
11	12	X. FORES	19.391	11	21	M. RINALDI	24.553	11	47	A. BASSANI	31.846
12	3	K. NOZANE	19.453	12	3	K. NOZANE	24.641	12	76	L. BAZ	31.876
13	47	A. BASSANI	19.653	13	47	A. BASSANI	24.793	13	3	K. NOZANE	31.925
14	32	I. VINALES	19.677	14	23	C. PONSSON	24.990	14	32	I. VINALES	32.180
15	23	C. PONSSON	19.697	15	97	X. VIERGE	25.006	15	23	C. PONSSON	32.237
16	29	L. BERNARDI	19.796	16	29	L. BERNARDI	25.077	16	36	L. MERCADO	32.277
17	36	L. MERCADO	19.847	17	32	I. VINALES	25.136	17	52	O. KONIG	32.507
18	35	H. SYAHRIN	19.977	18	36	L. MERCADO	25.186	18	29	L. BERNARDI	32.744
19	52	O. KONIG	20.165	19	35	H. SYAHRIN	25.333	19	35	H. SYAHRIN	32.771
20	97	X. VIERGE	24.936	20	17	M. FRITZ	25.486	20	97	X. VIERGE	2'27.386
21	17	M. FRITZ	25.962	21	52	O. KONIG	25.490				

22/05/2022

These data/results cannot be reproduced, stored and/or transmitted in whole or in part by any manner of electronic, mechanical, photocopying, recording, broadcasting or otherwise now known or herein after developed without the previous express consent by the copyright owner, except for reproduction in daily press and regular printed publications on sale to the public within 60 days of the event related to those data/results and always provided that copyright symbol appears together as follows below.

© DORNA WSBK ORGANIZATION Srl 2022



Circuito Estoril 4.182 m

## Estoril Round, 20-22 May 2022

### Chronological Analysis Tissot Superpole Race

Start at 11:00'26.172

1 / 2

1° 65 J. REA [1'36.801]							
Lap	Seg1	Seg2	Seg3	Seg4	Lap Time	km/h	Local Time
1		24.668	23.383	32.306	1'43.811	178,8	11:02'09.983
2	19.510	24.391	23.207	31.554	1'38.662	<b>316,7</b>	11:03'48.645
3	19.225	24.427	23.185	31.496	1'38.333	308,6	11:05'26.978
4	19.015	24.243	22.952	31.209	1'37.419	311,2	11:07'04.397
5	18.982	24.257	22.890	31.117	1'37.246	310,3	11:08'41.643
6	18.922	24.229	22.957	31.081	1'37.189	311,2	11:10'18.832
7	19.698	24.227	23.142	30.931	1'37.998	310,3	11:11'56.830
8	<b>18.843</b>	<b>24.128</b>	23.050	<b>30.815</b>	1'36.836	313,0	11:13'33.666
9	18.877	24.177	<b>22.883</b>	30.864	<b>1'36.801</b>	314,0	11:15'10.467
10	18.921	24.214	22.924	31.430	1'37.489	314,0	11:16'47.956
Race Time 16'21.784							

9	19.041	<b>24.313</b>	23.181	31.238	<b>1'37.773</b>	313,0	11:15'18.188
10	19.199	24.333	23.146	31.330	1'38.008	312,1	11:16'56.196
Race Time 16'30.024							

2° 1 T. RAZGATLIOGLU [1'36.827]							
Lap	Seg1	Seg2	Seg3	Seg4	Lap Time	km/h	Local Time
1		24.652	23.395	32.370	1'43.684	184,0	11:02'09.856
2	19.310	24.399	23.140	32.038	1'38.887	308,6	11:03'48.743
3	19.284	24.432	23.144	31.555	1'38.415	304,2	11:05'27.158
4	19.052	24.219	22.916	31.184	1'37.371	309,5	11:07'04.529
5	19.148	24.174	22.959	31.156	1'37.437	313,0	11:08'41.966
6	18.892	24.115	22.962	30.957	1'36.926	<b>314,9</b>	11:10'18.892
7	<b>18.887</b>	24.142	22.993	31.020	1'37.042	314,0	11:11'55.934
8	18.939	<b>24.089</b>	22.933	30.945	1'36.906	308,6	11:13'32.840
9	<b>18.887</b>	24.129	22.932	<b>30.879</b>	<b>1'36.827</b>	310,3	11:15'09.667
10	18.968	24.159	<b>22.890</b>	32.446	1'38.463	309,5	11:16'48.130
Race Time 16'21.958							

6° 7 I. LECUONA [1'37.792]							
Lap	Seg1	Seg2	Seg3	Seg4	Lap Time	km/h	Local Time
1		25.017	23.527	32.478	1'45.438	188,5	11:02'11.610
2	19.362	24.446	23.129	31.506	1'38.443	310,3	11:03'50.053
3	19.232	<b>24.466</b>	<b>23.125</b>	31.250	1'38.073	<b>321,4</b>	11:05'28.126
4	19.284	<b>24.311</b>	23.295	31.261	1'38.151	319,5	11:07'06.277
5	19.266	24.469	23.134	31.163	1'38.032	319,5	11:08'44.309
6	19.307	24.377	23.270	31.122	1'38.076	318,6	11:10'22.385
7	19.252	24.425	23.188	31.689	1'38.554	317,6	11:12'00.939
8	19.152	24.508	23.168	31.260	1'38.088	317,6	11:13'39.027
9	<b>19.150</b>	24.444	23.140	<b>31.058</b>	<b>1'37.792</b>	314,9	11:15'16.819
10	19.323	24.460	23.255	31.149	1'38.187	315,8	11:16'55.006
Race Time 16'28.834							

3° 22 A. LOWES [1'37.364]							
Lap	Seg1	Seg2	Seg3	Seg4	Lap Time	km/h	Local Time
1		25.356	23.866	32.353	1'46.773	194,6	11:02'12.945
2	19.761	24.539	23.472	32.077	1'39.849	315,8	11:03'52.794
3	19.335	24.393	23.219	31.773	1'38.720	314,0	11:05'31.514
4	19.250	24.483	23.240	31.763	1'38.736	314,0	11:07'10.250
5	19.148	24.428	23.071	31.273	1'37.920	313,0	11:08'48.170
6	19.103	24.282	23.076	31.344	1'37.805	315,8	11:10'25.975
7	<b>19.036</b>	<b>24.168</b>	23.086	31.197	1'37.487	316,7	11:12'03.462
8	19.151	24.333	23.244	<b>31.041</b>	1'37.769	318,6	11:13'41.231
9	19.255	24.483	23.080	31.227	1'38.045	<b>324,3</b>	11:15'19.276
10	19.105	24.188	<b>22.951</b>	31.120	<b>1'37.364</b>	315,8	11:16'56.640
Race Time 16'30.468							

7° 45 S. REDDING [1'38.042]							
Lap	Seg1	Seg2	Seg3	Seg4	Lap Time	km/h	Local Time
1		24.765	23.367	32.654	1'44.585	186,9	11:02'10.757
2	19.470	24.654	23.253	31.928	1'39.305	315,8	11:03'50.062
3	19.532	24.481	23.243	31.759	1'39.015	312,1	11:05'29.077
4	19.313	24.484	23.329	31.483	1'38.609	314,0	11:07'07.686
5	19.535	24.380	23.233	31.648	1'38.796	313,0	11:08'46.482
6	19.265	24.405	<b>23.181</b>	31.345	1'38.196	313,0	11:10'24.678
7	19.486	24.347	23.245	31.392	1'38.470	314,9	11:12'03.148
8	<b>19.229</b>	<b>24.314</b>	23.210	31.289	<b>1'38.042</b>	314,9	11:13'41.190
9	19.523	24.339	23.317	<b>31.253</b>	1'38.432	312,1	11:15'19.622
10	19.526	24.405	23.227	31.469	1'38.627	<b>316,7</b>	11:16'58.249
Race Time 16'32.077							

4° 19 A. BAUTISTA [1'37.481]							
Lap	Seg1	Seg2	Seg3	Seg4	Lap Time	km/h	Local Time
1		24.745	23.413	32.237	1'44.438	183,4	11:02'10.610
2	19.393	24.497	23.330	31.529	1'38.749	315,8	11:03'49.359
3	19.351	24.280	23.200	31.327	1'38.158	314,0	11:05'27.517
4	19.274	24.264	23.804	31.241	1'38.583	318,6	11:07'06.100
5	19.265	24.389	23.078	31.127	1'37.859	318,6	11:08'43.959
6	19.224	24.260	23.109	31.199	1'37.792	<b>323,4</b>	11:10'21.751
7	19.401	<b>24.177</b>	23.125	31.114	1'37.817	320,5	11:11'59.568
8	19.169	24.234	<b>23.040</b>	<b>31.038</b>	<b>1'37.481</b>	319,5	11:13'37.049
9	<b>19.123</b>	24.462	23.133	31.190	1'37.908	319,5	11:15'14.957
10	19.158	24.356	23.045	31.365	1'37.924	320,5	11:16'52.881
Race Time 16'26.709							

8° 12 X. FORES [1'38.665]							
Lap	Seg1	Seg2	Seg3	Seg4	Lap Time	km/h	Local Time
1		25.632	25.997	33.151	1'51.180	204,5	11:02'17.352
2	20.209	25.190	24.045	32.730	1'42.174	304,2	11:03'59.526
3	19.933	24.898	23.627	32.252	1'40.710	305,9	11:05'40.236
4	19.642	24.602	25.011	32.155	1'41.410	310,3	11:07'21.646
5	19.529	24.661	23.553	31.927	1'39.670	308,6	11:09'01.316
6	19.699	24.745	23.554	31.685	1'39.683	<b>312,1</b>	11:10'40.999
7	<b>19.391</b>	24.502	<b>23.285</b>	<b>31.487</b>	<b>1'38.665</b>	<b>312,1</b>	11:12'19.664
8	19.454	24.481	23.736	31.691	1'39.362	310,3	11:13'59.026
9	19.810	24.684	23.338	31.488	1'39.320	310,3	11:15'38.346
10	19.520	<b>24.438</b>	23.386	31.807	1'39.151	309,5	11:17'17.497
Race Time 16'51.325							

5° 55 A. LOCATELLI [1'37.773]							
Lap	Seg1	Seg2	Seg3	Seg4	Lap Time	km/h	Local Time
1		24.869	23.564	32.614	1'45.434	183,1	11:02'11.606
2	19.630	24.572	23.280	31.860	1'39.342	312,1	11:03'50.948
3	19.431	24.315	23.441	31.505	1'38.692	310,3	11:05'29.640
4	19.173	24.457	23.259	31.360	1'38.249	314,0	11:07'07.889
5	19.670	24.427	23.260	31.429	1'38.786	315,8	11:08'46.675
6	19.241	24.435	23.128	31.250	1'38.054	314,0	11:10'24.729
7	<b>19.003</b>	24.388	23.146	31.351	1'37.888	<b>317,6</b>	11:12'02.617
8	19.148	24.374	<b>23.124</b>	<b>31.152</b>	1'37.798	311,2	11:13'40.415

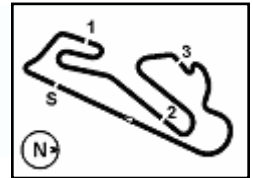
9° 21 M. RINALDI [1'39.143]							
Lap	Seg1	Seg2	Seg3	Seg4	Lap Time	km/h	Local Time
1		25.682	24.686	32.871	1'49.020	188,2	11:02'15.192
2	20.360	25.277	23.845	32.402	1'41.884	300,0	11:03'57.076
3	19.861	25.396	23.696	32.425	1'41.378	314,9	11:05'38.454
4	19.672	24.986	23.714	32.308	1'40.680	317,6	11:07'19.134
5	19.581	25.066	23.639	32.202	1'40.488	314,9	11:08'59.622
6	20.117	24.893	23.553	31.843	1'40.406	315,8	11:10'40.028
7	19.512	24.669	<b>23.286</b>	<b>31.676</b>	<b>1'39.143</b>	317,6	11:12'19.171
8	<b>19.375</b>	<b>24.553</b>	23.406	31.877	1'39.211	<b>318,6</b>	11:13'58.382
9	19.556	24.802	23.496	31.739	1'39.593	314,0	11:15'37.975
10	19.397	24.643	23.476	31.981	1'39.497	314,0	11:17'17.472
Race Time 16'51.300							

RET 50 E. LAVERTY [1'39.185]							
Lap	Seg1	Seg2	Seg3	Seg4	Lap Time	km/h	Local Time
1		25.669	24.332	32.482	1'49.061	192,2	11:02'15.233
2	20.366	24.754	23.417	32.267	1'40.804	283,5	11:03'56.037
3	19.611	24.825	23.795	32.019	1'40.250	314,0	11:05'36.287
4	19.405	24.651	<b>23.358</b>	<b>31.771</b>	<b>1'39.185</b>	<b>316,7</b>	11:07'15.472
Race Time 6'49.300							

22/05/2022 P = Pits In/Out - C = Lap Time Cancelled

These data/results cannot be reproduced, stored and/or transmitted in whole or in part by any manner of electronic, mechanical, photocopying, recording, broadcasting or otherwise now known or herein after developed without the previous express consent by the copyright owner, except for reproduction in daily press and regular printed publications on sale to the public within 60 days of the event related to those data/results and always provided that copyright symbol appears together as follows below.

© DORNA WSBK ORGANIZATION Srl 2022



## Estoril Round, 20-22 May 2022

### Chronological Analysis Tissot Superpole Race

Start at 11:00'26.172

2 / 2

11° 3 K. NOZANE [1'39.370]							
Lap	Seg.1	Seg.2	Seg.3	Seg.4	Lap Time	km/h	Local Time
1		25.503	24.331	33.677	1'48.944	200,7	11:02'15.116
2	20.788	25.287	23.987	32.936	1'42.998	305,9	11:03'58.114
3	19.941	24.904	23.655	32.704	1'41.204	308,6	11:05'39.318
4	19.862	24.756	23.930	32.670	1'41.218	307,7	11:07'20.536
5	19.819	24.773	23.562	32.482	1'40.636	306,8	11:09'01.172
6	19.633	24.751	23.392	32.013	1'39.789	307,7	11:10'40.961
7	19.668	24.760	23.410	31.986	1'39.824	307,7	11:12'20.785
8	19.453	24.641	23.351	31.925	1'39.370	308,6	11:14'00.155
9	19.503	24.657	23.552	31.955	1'39.667	309,5	11:15'39.822
10	19.645	24.945	23.521	32.164	1'40.275	309,5	11:17'20.097

Race Time 16'53.925

12° 47 A. BASSANI [1'39.987]							
Lap	Seg.1	Seg.2	Seg.3	Seg.4	Lap Time	km/h	Local Time
1		25.387	24.025	32.544	1'46.732	206,1	11:02'12.904
2	20.302	25.204	23.987	32.449	1'41.942	300,8	11:03'54.846
3	19.996	25.435	24.232	32.389	1'42.052	311,2	11:05'36.898
4	19.736	24.959	23.920	32.014	1'40.629	312,1	11:07'17.527
5	19.741	24.910	23.866	32.107	1'40.644	314,9	11:08'58.171
6	19.653	24.819	23.669	31.846	1'39.987	314,0	11:10'38.158
7	19.693	24.878	23.683	32.008	1'40.262	313,0	11:12'18.420
8	19.730	24.793	24.054	31.925	1'40.502	313,0	11:13'58.922
9	19.795	25.148	23.804	31.966	1'40.713	315,8	11:15'39.635
10	19.701	24.795	23.729	32.210	1'40.435	314,0	11:17'20.070

Race Time 16'53.898

RET 76 L. BAZ [1'40.109]							
Lap	Seg.1	Seg.2	Seg.3	Seg.4	Lap Time	km/h	Local Time
1		25.492	24.142	32.972	1'48.681	195,3	11:02'14.853
2	19.760	24.677	23.404	32.268	1'40.109	314,0	11:03'54.962
3	19.984	24.937	23.366	31.876	1'40.163	309,5	11:05'35.125

Race Time 5'08.953

14° 23 C. PONSSON [1'40.799]							
Lap	Seg.1	Seg.2	Seg.3	Seg.4	Lap Time	km/h	Local Time
1		26.074	25.600	33.649	1'52.356	203,0	11:02'18.528
2	20.964	25.851	25.045	33.717	1'45.577	295,1	11:04'04.105
3	20.663	25.646	24.472	33.092	1'43.873	297,5	11:05'47.978
4	20.407	25.435	24.433	32.959	1'43.234	300,0	11:07'31.212
5	20.228	25.493	24.246	32.960	1'42.927	299,2	11:09'14.139
6	20.058	25.199	23.934	32.499	1'41.690	299,2	11:10'55.829
7	19.859	25.028	23.908	32.342	1'41.137	300,8	11:12'36.966
8	19.938	25.037	23.894	32.516	1'41.385	300,8	11:14'18.351
9	19.888	25.017	23.922	32.237	1'41.064	300,0	11:15'59.415
10	19.697	24.990	23.815	32.297	1'40.799	301,7	11:17'40.214

Race Time 17'14.042

15° 32 I. VINALES [1'41.008]							
Lap	Seg.1	Seg.2	Seg.3	Seg.4	Lap Time	km/h	Local Time
1		26.571	25.312	33.994	1'53.603	202,2	11:02'19.775
2	20.723	25.943	24.960	33.882	1'45.508	285,7	11:04'05.283
3	20.843	25.454	24.532	33.087	1'43.916	279,8	11:05'49.199
4	20.302	25.504	24.251	32.996	1'43.053	300,8	11:07'32.252
5	20.011	25.505	24.129	32.664	1'42.309	295,9	11:09'14.561
6	19.952	25.253	23.910	32.729	1'41.844	306,8	11:10'56.405
7	19.776	25.179	23.879	32.257	1'41.091	295,9	11:12'37.496
8	19.936	25.224	24.034	32.441	1'41.635	293,5	11:14'19.131
9	19.799	25.167	23.880	32.180	1'41.026	295,9	11:16'00.157
10	19.677	25.136	23.902	32.293	1'41.008	297,5	11:17'41.165

Race Time 17'14.993

16° 36 L. MERCADO [1'41.582]							
Lap	Seg.1	Seg.2	Seg.3	Seg.4	Lap Time	km/h	Local Time
1		26.663	25.277	33.597	1'52.741	203,0	11:02'18.913
2	21.128	25.968	25.068	33.814	1'45.978	294,3	11:04'04.891

3	20.805	25.740	24.486	33.182	1'44.213	295,9	11:05'49.104
4	20.303			32.848	1'42.811	301,7	11:07'31.915
5	20.237	25.320	24.227	32.819	1'42.603	306,8	11:09'14.518
6	20.280			32.461	1'42.132	305,1	11:10'56.650
7	20.124	25.238	24.108	32.474	1'41.944	305,1	11:12'38.594
8	20.021	25.186	24.100	32.277	1'41.584	303,4	11:14'20.178
9	19.847	25.194	24.103	32.533	1'41.677	305,9	11:16'01.855
10	19.871	25.203	23.980	32.528	1'41.582	303,4	11:17'43.437

Race Time 17'17.265

17° 29 L. BERNARDI [1'42.011]							
Lap	Seg.1	Seg.2	Seg.3	Seg.4	Lap Time	km/h	Local Time
1		26.606	25.932	34.532	1'56.797	199,6	11:02'22.969
2	21.335	25.897	25.205	34.409	1'46.846	287,2	11:04'09.815
3	20.721	25.714	24.663	33.861	1'44.959	295,1	11:05'54.774
4	20.728	25.789	24.676	33.293	1'44.486	291,9	11:07'39.260
5	20.256	25.561	24.352	32.802	1'42.971	300,8	11:09'22.231
6	19.894	25.412	24.143	32.972	1'42.421	312,1	11:11'04.652
7	20.046	25.131	24.358	32.843	1'42.378	313,0	11:12'47.030
8	20.040	25.563	24.471	32.944	1'43.018	307,7	11:14'30.048
9	20.107	25.102	24.225	32.744	1'42.178	309,5	11:16'12.226
10	19.796	25.077	24.328	32.810	1'42.011	314,0	11:17'54.237

Race Time 17'28.065

18° 35 H. SYAHRIN [1'42.168]							
Lap	Seg.1	Seg.2	Seg.3	Seg.4	Lap Time	km/h	Local Time
1		26.391	25.173	34.182	1'54.300	200,0	11:02'20.472
2	21.397	26.229	24.919	33.578	1'46.123	281,3	11:04'06.595
3	20.929	25.767	24.312	33.161	1'44.169	285,7	11:05'50.764
4	20.458	25.813	24.547	33.146	1'43.964	293,5	11:07'34.728
5	20.206	25.760	24.303	34.378	1'44.647	305,1	11:09'19.375
6	20.542	25.609	24.389	33.133	1'43.673	292,7	11:11'03.048
7	20.307	25.649	24.329	33.269	1'43.554	306,8	11:12'46.602
8	20.283	25.618	24.410	33.302	1'43.613	300,0	11:14'30.215
9	20.454	25.577	24.261	33.004	1'43.296	299,2	11:16'13.511
10	19.977	25.333	24.087	32.771	1'42.168	300,0	11:17'55.679

Race Time 17'29.507

19° 52 O. KONIG [1'42.169]							
Lap	Seg.1	Seg.2	Seg.3	Seg.4	Lap Time	km/h	Local Time
1		26.524	25.279	33.852	1'53.170	206,1	11:02'19.342
2	20.956	25.950	25.039	33.848	1'45.793	285,7	11:04'05.135
3	20.929	26.180	24.751	33.363	1'45.223	279,8	11:05'50.358
4	20.617	25.952	24.475	33.211	1'44.255	302,5	11:07'34.613
5	20.567	25.967	24.392	33.219	1'44.145	297,5	11:09'18.758
6	20.509	25.770	24.390	33.356	1'44.025	301,7	11:11'02.783
7	20.465	26.041	24.461	33.247	1'44.214	301,7	11:12'46.997
8	20.545	25.643	24.295	32.958	1'43.441	288,8	11:14'30.438
9	20.410	25.638	24.291	32.768	1'43.107	297,5	11:16'13.545
10	20.165	25.490	24.007	32.507	1'42.169	305,1	11:17'55.714

Race Time 17'29.542

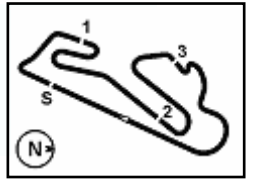
RET 97 X. VIERGE							
Lap	Seg.1	Seg.2	Seg.3	Seg.4	Lap Time	km/h	Local Time
1		25.006	2'27.386	54.220	4'11.548P	194,9	11:04'37.720

Race Time 4'11.548

22/05/2022 P = Pits In/Out - C = Lap Time Cancelled

These data/results cannot be reproduced, stored and/or transmitted in whole or in part by any manner of electronic, mechanical, photocopying, recording, broadcasting or otherwise now known or herein after developed without the previous express consent by the copyright owner, except for reproduction in daily press and regular printed publications on sale to the public within 60 days of the event related to those data/results and always provided that copyright symbol appears together as follows below.


© DORNA WSBK ORGANIZATION Srl 2022



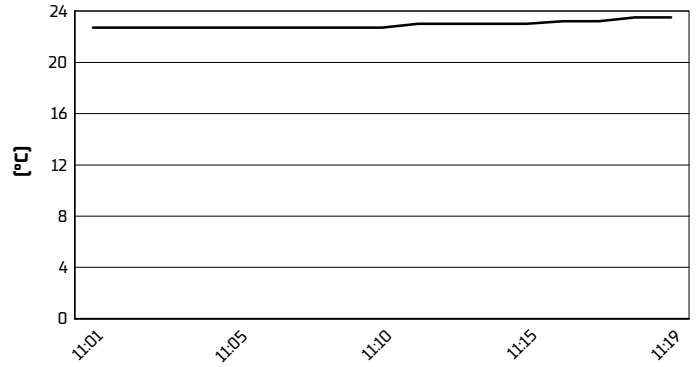
Circuito Estoril 4.182 m

**Estoril Round, 20-22 May 2022**  
**Weather Report Tissot Superpole Race**  
Session started 11:00 - Session ended 11:20


### Air Temperature



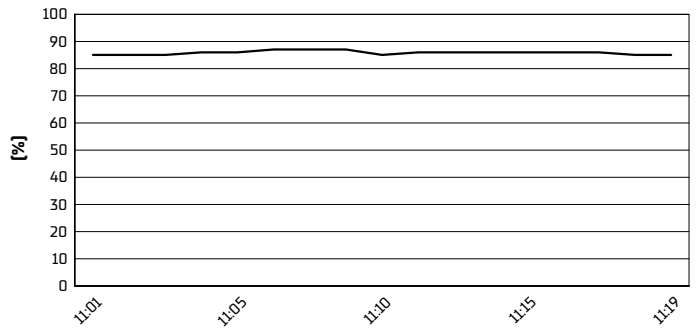
### Track Temperature



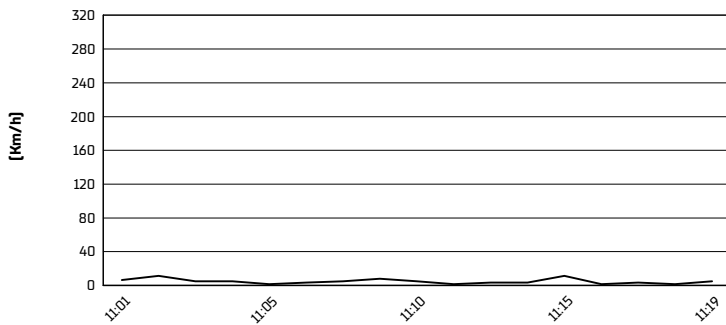
### Air Pressure



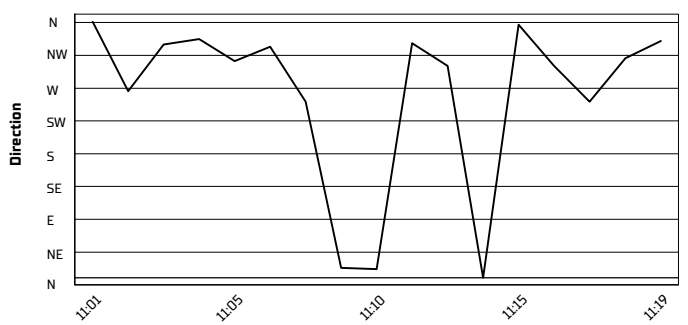
### Humidity



### Wind Speed



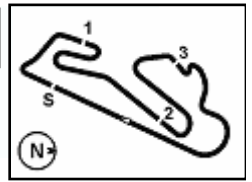
### Wind Direction



22/05/2022

These data/results cannot be reproduced, stored and/or transmitted in whole or in part by any manner of electronic, mechanical, photocopying, recording, broadcasting or otherwise now known or herein after developed without the previous express consent by the copyright owner, except for reproduction in daily press and regular printed publications on sale to the public within 60 days of the event related to those data/results and always provided that copyright symbol appears together as follows below.

© DORNA WSBK ORGANIZATION Srl 2022



Circuito Estoril 4.182 m

## Estoril Round, 20-22 May 2022

### Manufacturers Standings

	Points	Points From First	Points From Previous	April 10	April 24	May 22	June 12	July 17	July 31	September 11	September 25	October 9	October 23	November 13	December 30			
				ARAGON	ASSEN	ESTORIL	MISANO	DONINGTON	MOST	MAGNY-COURS	BARCELONA	PORTIMAO	VILLICUM	MANDALIKA	PHILLIP ISLAND			
1 DUCATI	141			20 25 12	20 25 7	25 7												
2 KAWASAKI	132	9		25 20 9	25 13 12	16 12												
3 YAMAHA	113	28	19	16 16 7	16 20 9	20 9												
4 HONDA	69	72	44	10 8 2	11 16 5	11 6												
5 BMW	53	88	16	8 9	10 11 4	8 3												

22/05/2022 First Line: Race 1 & 2 - Second Line: Tissot Superpole Race

These data/results cannot be reproduced, stored and/or transmitted in whole or in part by any manner of electronic, mechanical, photocopying, recording, broadcasting or otherwise now known or herein after developed without the previous express consent by the copyright owner, except for reproduction in daily press and regular printed publications on sale to the public within 60 days of the event related to those data/results and always provided that copyright symbol appears together as follows below.

© DORNA WSBK ORGANIZATION Srl 2022

