

Estoril Round, 20-22 May 2022

Chronological Analysis Free Practice 1st Session

| 1° 31 G. GERLOFF [1'36.572] | | | | | | | |
|-----------------------------|---------------|---------------|---------------|---------------|-----------------|--------------|--------------|
| Lap | Seg1 | Seg2 | Seg3 | Seg4 | Lap Time | km/h | Local Time |
| 1 | | 25.841 | 24.323 | 31.665 | | | 10:32'31.882 |
| 2 | 19.847 | 25.076 | 23.555 | 31.329 | 1'39.807 | 308,6 | 10:34'11.689 |
| 3 | 19.893 | 24.621 | 23.631 | 32.182 | 1'40.327C | 314,9 | 10:35'52.016 |
| 4 | 21.775 | 27.320 | 25.191 | 44.000 | 1'58.286CP | 242,2 | 10:37'50.302 |
| 5 | 5'43.965 | 25.279 | 23.573 | 31.167 | 7'03.984P | | 10:44'54.286 |
| 6 | 19.672 | 24.542 | 23.218 | 31.181 | 1'38.613 | 306,8 | 10:46'32.899 |
| 7 | 19.119 | 24.492 | 23.115 | 31.044 | 1'37.770C | 310,3 | 10:48'10.669 |
| 8 | 19.257 | 24.386 | 23.174 | 31.025 | 1'37.842 | 308,6 | 10:49'48.511 |
| 9 | 19.074 | 24.379 | 23.082 | 31.201 | 1'37.736 | 310,3 | 10:51'26.247 |
| 10 | 19.210 | 24.382 | 23.258 | 31.009 | 1'37.859 | 311,2 | 10:53'04.106 |
| 11 | 19.300 | 24.401 | 23.038 | 31.182 | 1'37.921 | 311,2 | 10:54'42.027 |
| 12 | 19.262 | 24.296 | 23.112 | 31.214 | 1'37.884 | 312,1 | 10:56'19.911 |
| 13 | 19.805 | 24.821 | 23.422 | 41.364 | 1'49.412P | 306,8 | 10:58'09.323 |
| 14 | 14'23.012 | 25.469 | 23.517 | 31.163 | 15'43.161P | | 11:13'52.484 |
| 15 | 18.939 | 24.111 | 22.794 | 30.728 | 1'36.572 | 311,2 | 11:15'29.056 |
| 16 | 22.791 | 24.795 | 23.181 | 31.131 | 1'41.898 | 315,8 | 11:17'10.954 |
| 17 | 19.500 | 24.228 | 22.984 | 30.777 | 1'37.489 | 314,0 | 11:18'48.443 |
| 18 | 19.332 | 24.332 | 23.006 | 30.912 | 1'37.582C | 314,0 | 11:20'26.025 |
| 19 | 18.962 | 24.223 | 22.987 | 31.135 | 1'37.307 | 314,0 | 11:22'03.322 |

| | | | | | | | |
|----|--------|--------|---------------|---------------|-----------------|--------------|--------------|
| 16 | 19.151 | 24.369 | 22.930 | 31.020 | 1'37.470 | 319,5 | 11:11'59.835 |
| 17 | 19.160 | 24.406 | 23.028 | 30.993 | 1'37.587 | 319,5 | 11:13'37.422 |
| 18 | 19.200 | 24.314 | 23.150 | 31.198 | 1'37.862 | 317,6 | 11:15'15.284 |
| 19 | 19.221 | 24.298 | 22.908 | 31.072 | 1'37.499 | 319,5 | 11:16'52.783 |
| 20 | 19.159 | 24.232 | 22.867 | 30.897 | 1'37.155 | 324,3 | 11:18'29.938 |
| 21 | 19.250 | 24.375 | 23.036 | 31.011 | 1'37.672C | 321,4 | 11:20'07.610 |
| 22 | 19.138 | 24.275 | 23.035 | 30.952 | 1'37.400 | 319,5 | 11:21'45.010 |

| 2° 1 T. RAZGATLIOGLU [1'36.776] | | | | | | | |
|---------------------------------|---------------|---------------|---------------|---------------|-----------------|--------------|--------------|
| Lap | Seg1 | Seg2 | Seg3 | Seg4 | Lap Time | km/h | Local Time |
| 1 | | 26.286 | 25.032 | 32.489 | | | 10:31'57.450 |
| 2 | 20.250 | 24.868 | 23.612 | 31.662 | 1'40.392 | 312,1 | 10:33'37.842 |
| 3 | 19.348 | 24.495 | 23.168 | 31.284 | 1'38.295 | 310,3 | 10:35'16.137 |
| 4 | 21.134 | 25.426 | 25.152 | 45.983 | 1'57.695CP | 310,3 | 10:37'13.832 |
| 5 | 7'52.741 | 24.987 | 23.499 | 31.552 | 9'12.779P | | 10:46'26.611 |
| 6 | 19.297 | 24.367 | 23.049 | 31.163 | 1'37.876 | 309,5 | 10:48'04.487 |
| 7 | 19.046 | 24.234 | 23.098 | 31.079 | 1'37.457 | 309,5 | 10:49'41.944 |
| 8 | 19.555 | 24.304 | 23.587 | 31.088 | 1'38.534 | 312,1 | 10:51'20.478 |
| 9 | 19.175 | 25.040 | 23.318 | 31.528 | 1'39.061 | 312,1 | 10:52'59.539 |
| 10 | 19.085 | 24.289 | 23.001 | 31.237 | 1'37.612 | 309,5 | 10:54'37.151 |
| 11 | 19.269 | 24.427 | 23.295 | 43.859 | 1'50.850P | 312,1 | 10:56'28.001 |
| 12 | 9'47.263 | 25.960 | 23.656 | 31.509 | 11'08.388P | | 11:07'36.389 |
| 13 | 18.921 | 24.266 | 22.776 | 30.868 | 1'36.831 | 313,0 | 11:09'13.220 |
| 14 | 24.679 | 24.881 | 23.240 | 31.252 | 1'44.052 | 313,0 | 11:10'57.272 |
| 15 | 18.865 | 24.238 | 23.037 | 30.895 | 1'37.035 | 314,0 | 11:12'34.307 |
| 16 | 18.942 | 24.099 | 23.000 | 30.972 | 1'37.013 | 314,0 | 11:14'11.320 |
| 17 | 19.053 | 24.176 | 22.855 | 30.921 | 1'37.005 | 312,1 | 11:15'48.325 |
| 18 | 18.981 | 24.143 | 22.863 | 30.812 | 1'36.799 | 314,0 | 11:17'25.124 |
| 19 | 19.909 | 26.383 | 23.975 | 31.473 | 1'41.740 | 313,0 | 11:19'06.864 |
| 20 | 18.983 | 24.123 | 22.766 | 30.904 | 1'36.776 | 314,9 | 11:20'43.640 |
| 21 | 18.994 | 24.027 | 22.958 | 30.977 | 1'36.956 | 314,0 | 11:22'20.596 |

| 4° 55 A. LOCATELLI [1'37.376] | | | | | | | |
|-------------------------------|---------------|---------------|---------------|---------------|-----------------|--------------|--------------|
| Lap | Seg1 | Seg2 | Seg3 | Seg4 | Lap Time | km/h | Local Time |
| 1 | | 27.936 | 26.595 | 37.378 | | | 10:32'13.676 |
| 2 | 20.329 | 25.449 | 24.210 | 31.992 | 1'41.980 | 297,5 | 10:33'55.656 |
| 3 | 19.636 | 24.804 | 23.721 | 31.723 | 1'39.884 | 313,0 | 10:35'35.540 |
| 4 | 19.610 | 27.002 | 26.126 | 49.043 | 2'01.781CP | 311,2 | 10:37'37.321 |
| 5 | 4'54.909 | 25.466 | 24.114 | 31.693 | 6'16.182P | | 10:43'53.503 |
| 6 | 19.513 | 24.546 | 23.329 | 31.468 | 1'38.856 | 306,8 | 10:45'32.359 |
| 7 | 19.386 | 24.466 | 23.409 | 31.431 | 1'38.692 | 308,6 | 10:47'11.051 |
| 8 | 20.505 | 25.043 | 23.545 | 31.395 | 1'40.488 | 311,2 | 10:48'51.539 |
| 9 | 19.392 | 24.499 | 23.436 | 31.506 | 1'38.833 | 312,1 | 10:50'30.372 |
| 10 | 19.198 | 24.607 | 23.351 | 31.413 | 1'38.569 | 311,2 | 10:52'08.941 |
| 11 | 19.231 | 24.471 | 23.281 | 31.334 | 1'38.317 | 311,2 | 10:53'47.258 |
| 12 | 19.133 | 24.654 | 23.640 | 41.967 | 1'49.394P | 312,1 | 10:55'36.652 |
| 13 | 9'23.842 | 25.295 | 23.608 | 31.570 | 10'44.315P | | 11:06'20.967 |
| 14 | 19.244 | 24.517 | 23.291 | 31.380 | 1'38.432 | 312,1 | 11:07'59.399 |
| 15 | 19.173 | 24.560 | 23.271 | 31.274 | 1'38.278 | 314,9 | 11:09'37.677 |
| 16 | 23.125 | 25.864 | 23.862 | 41.095 | 1'53.946P | 314,9 | 11:11'31.623 |
| 17 | 2'34.869 | 25.608 | 24.074 | 31.407 | 3'55.958P | | 11:15'27.581 |
| 18 | 19.143 | 24.749 | 23.024 | 31.042 | 1'37.958 | 314,0 | 11:17'05.539 |
| 19 | 19.036 | 24.247 | 23.160 | 30.933 | 1'37.376 | 314,9 | 11:18'42.915 |
| 20 | 19.076 | 24.281 | 23.124 | 31.129 | 1'37.610C | 312,1 | 11:20'20.525 |
| 21 | 19.097 | 24.331 | 23.377 | 31.171 | 1'37.976 | 314,9 | 11:21'58.501 |

| 3° 19 A. BAUTISTA [1'37.155] | | | | | | | |
|------------------------------|---------------|---------------|--------|--------|------------|-------|--------------|
| Lap | Seg1 | Seg2 | Seg3 | Seg4 | Lap Time | km/h | Local Time |
| 1 | | 25.823 | 24.093 | 32.192 | | | 10:32'08.775 |
| 2 | 19.971 | 25.185 | 23.569 | 31.431 | 1'40.156 | 295,9 | 10:33'48.931 |
| 3 | 19.434 | 24.652 | 23.347 | 31.337 | 1'38.770 | 314,9 | 10:35'27.701 |
| 4 | 19.582 | 26.088 | 24.281 | 44.953 | 1'54.904CP | 317,6 | 10:37'22.605 |
| 5 | 5'52.356 | 25.168 | 23.901 | 31.358 | 7'12.783P | | 10:44'35.388 |
| 6 | 19.357 | 24.305 | 22.987 | 31.001 | 1'37.650 | 316,7 | 10:46'13.038 |
| 7 | 19.453 | 24.266 | 22.993 | 31.031 | 1'37.743 | 314,9 | 10:47'50.781 |
| 8 | 19.270 | 24.472 | 22.948 | 31.025 | 1'37.715 | 320,5 | 10:49'28.496 |
| 9 | 19.120 | 24.313 | 22.997 | 31.061 | 1'37.491 | 320,5 | 10:51'05.987 |
| 10 | 19.177 | 24.264 | 23.065 | 31.083 | 1'37.589 | 320,5 | 10:52'43.576 |
| 11 | 19.350 | 24.275 | 22.956 | 31.081 | 1'37.662 | 320,5 | 10:54'21.238 |
| 12 | 19.229 | 24.304 | 22.964 | 31.044 | 1'37.541 | 319,5 | 10:55'58.779 |
| 13 | 19.213 | 24.331 | 23.054 | 41.603 | 1'48.201P | 320,5 | 10:57'46.980 |
| 14 | 9'38.676 | 24.774 | 23.292 | 31.279 | 10'58.021P | | 11:08'45.001 |
| 15 | 19.148 | 24.210 | 22.964 | 31.042 | 1'37.364 | 318,6 | 11:10'22.365 |

| 5° 47 A. BASSANI [1'37.621] | | | | | | | |
|-----------------------------|---------------|---------------|---------------|---------------|-----------------|--------------|--------------|
| Lap | Seg1 | Seg2 | Seg3 | Seg4 | Lap Time | km/h | Local Time |
| 1 | | 27.263 | 24.830 | 31.913 | | | 10:31'58.950 |
| 2 | 19.759 | 25.090 | 23.726 | 31.225 | 1'39.800 | 306,8 | 10:33'38.750 |
| 3 | 19.523 | 24.609 | 23.123 | 31.062 | 1'38.317 | 306,8 | 10:35'17.067 |
| 4 | 19.437 | 26.838 | 25.136 | 47.015 | 1'58.426CP | 311,2 | 10:37'15.493 |
| 5 | 8'11.343 | 25.797 | 23.817 | 31.805 | 9'32.762P | | 10:46'48.255 |
| 6 | 19.311 | 24.607 | 23.289 | 31.279 | 1'38.486 | 305,9 | 10:48'26.741 |
| 7 | 21.248 | 25.545 | 23.570 | 31.477 | 1'41.840 | 307,7 | 10:50'08.581 |
| 8 | 19.334 | 24.705 | 23.215 | 31.247 | 1'38.501 | 307,7 | 10:51'47.082 |
| 9 | 21.322 | 26.744 | 24.300 | 40.931 | 1'53.297P | 310,3 | 10:53'40.379 |
| 10 | 5'41.042 | 27.465 | 23.502 | 31.445 | 7'03.454P | | 11:00'43.833 |
| 11 | 19.393 | 24.641 | 23.148 | 31.423 | 1'38.605 | 312,1 | 11:02'22.438 |
| 12 | 19.345 | 24.702 | 23.170 | 31.439 | 1'38.656 | 312,1 | 11:04'01.094 |
| 13 | 19.371 | 24.715 | 23.172 | 31.468 | 1'38.726 | 311,2 | 11:05'39.820 |
| 14 | 23.036 | 26.833 | 24.651 | 42.083 | 1'56.603P | 311,2 | 11:07'36.423 |
| 15 | 5'05.421 | 25.983 | 24.003 | 31.546 | 6'26.953P | | 11:14'03.376 |
| 16 | 19.312 | 24.435 | 23.007 | 30.968 | 1'37.722 | 308,6 | 11:15'41.098 |
| 17 | 19.210 | 24.402 | 23.034 | 30.975 | 1'37.621 | 313,0 | 11:17'18.719 |
| 18 | 19.329 | 24.468 | 23.079 | 31.155 | 1'38.031 | 313,0 | 11:18'56.750 |
| 19 | 19.278 | 24.452 | 23.129 | 31.104 | 1'37.963C | 312,1 | 11:20'34.713 |
| 20 | 19.419 | 24.455 | 23.344 | 31.229 | 1'38.447 | 314,9 | 11:22'13.160 |

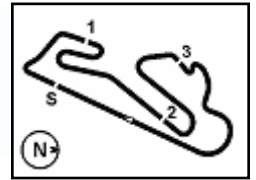
| 6° 65 J. REA [1'37.742] | | | | | | | |
|-------------------------|----------|--------|--------|---------------|------------|-------|--------------|
| Lap | Seg1 | Seg2 | Seg3 | Seg4 | Lap Time | km/h | Local Time |
| 1 | | 27.528 | 24.135 | 31.512 | | | 10:32'30.550 |
| 2 | 20.189 | 24.663 | 23.360 | 31.123 | 1'39.335 | 309,5 | 10:34'09.885 |
| 3 | 19.835 | 24.689 | 23.539 | 41.318 | 1'49.381CP | 314,9 | 10:35'59.266 |
| 4 | 6'46.798 | 25.193 | 23.665 | 31.497 | 8'07.153P | | 10:44'06.419 |
| 5 | 19.632 | 24.339 | 23.270 | 30.951 | 1'38.192 | 309,5 | 10:45'44.611 |
| 6 | 19.368 | 24.358 | 23.175 | 31.172 | 1'38.073 | 314,9 | 10:47'22.684 |

20/05/2022

P = Pits In/Out - C = Lap Time Cancelled

These data/results cannot be reproduced, stored and/or transmitted in whole or in part by any manner of electronic, mechanical, photocopying, recording, broadcasting or otherwise now known or herein after developed without the previous express consent by the copyright owner, except for reproduction in daily press and regular printed publications on sale to the public within 60 days of the event related to those data/results and always provided that copyright symbol appears together as follows below.

© DORNA WSBK ORGANIZATION Srl 2022



Circuito Estoril 4.182 m

Estoril Round, 20-22 May 2022

Chronological Analysis Free Practice 1st Session

2 / 5

| | | | | | | | | | | | | | | | | | |
|----|---------------|---------------|---------------|--------|-----------------|--------------|--------------|----|---------------|--------|--------|--------|------------|-------|--|--|--------------|
| 7 | 25.039 | 25.445 | 23.644 | 39.687 | 1'53.815P | 319,5 | 10:49'16.499 | 1 | | 26.922 | 25.259 | 32.492 | | | | | 10:31'57.169 |
| 8 | 8'28.183 | 25.162 | 23.332 | 31.230 | 9'47.907P | | 10:59'04.406 | 2 | 20.241 | 25.017 | 23.997 | 31.677 | 1'40.932 | 308,6 | | | 10:33'38.101 |
| 9 | 19.354 | 24.469 | 23.035 | 31.032 | 1'37.890 | 314,0 | 11:00'42.296 | 3 | 19.669 | 24.627 | 23.236 | 31.132 | 1'38.664 | 307,7 | | | 10:35'16.765 |
| 10 | 19.209 | 24.399 | 23.100 | 31.034 | 1'37.742 | 314,9 | 11:02'20.038 | 4 | 19.532 | 27.374 | 26.018 | 46.440 | 1'59.364CP | 314,9 | | | 10:37'16.129 |
| 11 | 19.200 | 24.407 | 23.088 | 31.152 | 1'37.847 | 314,9 | 11:03'57.885 | 5 | 7'19.268 | 25.585 | 23.744 | 32.652 | 8'41.249P | | | | 10:45'57.378 |
| 12 | 19.402 | 24.489 | 23.038 | 31.079 | 1'38.008 | 314,0 | 11:05'35.893 | 6 | 19.262 | 24.840 | 23.293 | 31.297 | 1'38.692 | 310,3 | | | 10:47'36.070 |
| 13 | 20.334 | 25.508 | 24.967 | 41.573 | 1'52.382P | 314,0 | 11:07'28.275 | 7 | 19.567 | 24.546 | 23.526 | 31.452 | 1'39.091 | 311,2 | | | 10:49'15.161 |
| 14 | 8'34.950 | 25.474 | 26.633 | 31.173 | 9'58.230P | | 11:17'26.505 | 8 | 23.926 | 25.558 | 24.143 | 32.165 | 1'45.792 | 312,1 | | | 10:51'00.953 |
| 15 | 19.314 | 24.419 | 23.083 | 31.294 | 1'38.110 | 316,7 | 11:19'04.615 | 9 | 19.334 | 24.587 | 23.260 | 31.428 | 1'38.609 | 312,1 | | | 10:52'39.562 |
| 16 | 19.266 | 24.295 | 23.157 | 31.198 | 1'37.916 | 314,9 | 11:20'42.531 | 10 | 19.242 | 24.627 | 23.473 | 31.515 | 1'38.857 | 313,0 | | | 10:54'18.419 |
| 17 | 19.244 | 24.397 | 23.289 | 31.023 | 1'37.953 | 315,8 | 11:22'20.484 | 11 | 19.298 | 24.658 | 23.167 | 31.445 | 1'38.568 | 313,0 | | | 10:55'56.987 |

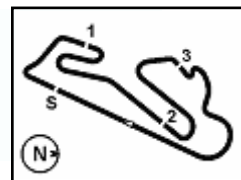
| 7° 50 E. LAVERTY (1'37.881) | | | | | | | |
|-----------------------------|---------------|---------------|---------------|---------------|-----------------|--------------|--------------|
| Lap | Seg1 | Seg2 | Seg3 | Seg4 | Lap Time | km/h | Local Time |
| 1 | | 27.315 | 26.278 | 33.133 | | | 10:32'03.416 |
| 2 | 19.861 | 25.533 | 24.130 | 32.188 | 1'41.712 | 314,9 | 10:33'45.128 |
| 3 | 19.945 | 24.555 | 23.505 | 31.361 | 1'39.366 | 313,0 | 10:35'24.494 |
| 4 | 28.505 | 29.642 | 26.582 | 48.937 | 2'13.666CP | 306,8 | 10:37'38.160 |
| 5 | 4'55.062 | 25.703 | 24.059 | 31.737 | 6'16.561P | | 10:43'54.721 |
| 6 | 19.525 | 24.577 | 23.350 | 31.323 | 1'38.775 | 317,6 | 10:45'33.496 |
| 7 | 19.274 | 24.382 | 23.358 | 31.313 | 1'38.327 | 319,5 | 10:47'11.823 |
| 8 | 19.457 | 24.631 | 23.228 | 31.462 | 1'38.778 | 319,5 | 10:48'50.601 |
| 9 | 19.589 | 24.695 | 23.366 | 42.683 | 1'50.333P | 318,6 | 10:50'40.934 |
| 10 | 6'14.792 | 25.898 | 24.036 | 31.394 | 7'36.120P | | 10:58'17.054 |
| 11 | 19.169 | 24.504 | 23.136 | 31.072 | 1'37.881 | 321,4 | 10:59'54.935 |
| 12 | 19.194 | 24.514 | 23.021 | 31.217 | 1'37.946 | 321,4 | 11:01'32.881 |
| 13 | 26.505 | 25.235 | 23.405 | 31.621 | 1'46.766 | 322,4 | 11:03'19.647 |
| 14 | 20.025 | 24.512 | 24.467 | 31.867 | 1'40.871 | 322,4 | 11:05'00.518 |
| 15 | 19.577 | 24.860 | 23.153 | 42.256 | 1'49.846P | 321,4 | 11:06'50.364 |
| 16 | 5'18.858 | 27.006 | 24.419 | 32.265 | 6'42.548P | | 11:13'32.912 |
| 17 | 19.312 | 24.510 | 23.251 | 31.251 | 1'38.324 | 319,5 | 11:15'11.236 |
| 18 | 19.259 | 24.442 | 23.128 | 31.306 | 1'38.135 | 322,4 | 11:16'49.371 |
| 19 | 19.302 | 24.551 | 23.326 | 31.194 | 1'38.373 | 321,4 | 11:18'27.744 |
| 20 | 23.315 | 27.296 | 24.403 | 31.736 | 1'46.750C | 321,4 | 11:20'14.494 |
| 21 | 19.190 | 24.529 | 23.140 | 31.184 | 1'38.043 | 322,4 | 11:21'52.537 |

| 8° 97 X. VIERGE (1'37.901) | | | | | | | |
|----------------------------|---------------|---------------|---------------|---------------|-----------------|--------------|--------------|
| Lap | Seg1 | Seg2 | Seg3 | Seg4 | Lap Time | km/h | Local Time |
| 1 | | 26.151 | 24.790 | 32.180 | | | 10:32'12.584 |
| 2 | 19.883 | 25.499 | 24.122 | 32.095 | 1'41.599 | 315,8 | 10:33'54.183 |
| 3 | 19.821 | 24.963 | 23.911 | 31.533 | 1'40.228 | 317,6 | 10:35'34.411 |
| 4 | 19.495 | 27.536 | 25.657 | 46.346 | 1'59.034CP | 323,4 | 10:37'33.445 |
| 5 | 6'00.499 | 26.076 | 23.876 | 31.755 | 7'22.206P | | 10:44'55.651 |
| 6 | 19.607 | 24.790 | 23.689 | 31.560 | 1'39.646 | 318,6 | 10:46'35.297 |
| 7 | 19.447 | 24.863 | 23.465 | 31.539 | 1'39.314 | 322,4 | 10:48'14.611 |
| 8 | 25.324 | 25.608 | 24.065 | 31.540 | 1'46.537 | 321,4 | 10:50'01.148 |
| 9 | 19.641 | 24.750 | 23.535 | 31.444 | 1'39.370 | 317,6 | 10:51'40.518 |
| 10 | 19.446 | 24.793 | 23.452 | 31.357 | 1'39.048 | 321,4 | 10:53'19.566 |
| 11 | 19.319 | 24.649 | 23.463 | 31.461 | 1'38.892 | 321,4 | 10:54'58.458 |
| 12 | 20.168 | 25.751 | 23.794 | 31.545 | 1'41.258 | 321,4 | 10:56'39.716 |
| 13 | 19.351 | 24.715 | 24.208 | 44.161 | 1'52.435P | 321,4 | 10:58'32.151 |
| 14 | 8'54.141 | 24.908 | 23.578 | 31.243 | 10'13.870P | | 11:08'46.021 |
| 15 | 19.327 | 24.468 | 23.309 | 31.100 | 1'38.204 | 325,3 | 11:10'24.225 |
| 16 | 19.301 | 24.507 | 23.510 | 31.210 | 1'38.528 | 325,3 | 11:12'02.753 |
| 17 | 19.307 | 24.581 | 23.357 | 31.154 | 1'38.399 | 324,3 | 11:13'41.152 |
| 18 | 19.228 | 24.621 | 23.242 | 31.243 | 1'38.334 | 323,4 | 11:15'19.486 |
| 19 | 24.622 | 28.522 | 23.745 | 31.144 | 1'48.033 | 324,3 | 11:17'07.519 |
| 20 | 19.316 | 24.312 | 23.459 | 31.051 | 1'38.138 | 329,3 | 11:18'45.657 |
| 21 | 21.554 | 25.769 | 23.373 | 31.088 | 1'41.784C | 325,3 | 11:20'27.441 |
| 22 | 19.224 | 24.324 | 23.217 | 31.136 | 1'37.901 | 326,3 | 11:22'05.342 |

| 9° 76 L. BAZ (1'37.906) | | | | | | | |
|-------------------------|---------------|---------------|---------------|---------------|-----------------|--------------|--------------|
| Lap | Seg1 | Seg2 | Seg3 | Seg4 | Lap Time | km/h | Local Time |
| 1 | | 26.151 | 24.790 | 32.180 | | | 10:32'12.584 |
| 2 | 19.883 | 25.499 | 24.122 | 32.095 | 1'41.599 | 315,8 | 10:33'54.183 |
| 3 | 19.821 | 24.963 | 23.911 | 31.533 | 1'40.228 | 317,6 | 10:35'34.411 |
| 4 | 19.495 | 27.536 | 25.657 | 46.346 | 1'59.034CP | 323,4 | 10:37'33.445 |
| 5 | 6'00.499 | 26.076 | 23.876 | 31.755 | 7'22.206P | | 10:44'55.651 |
| 6 | 19.607 | 24.790 | 23.689 | 31.560 | 1'39.646 | 318,6 | 10:46'35.297 |
| 7 | 19.447 | 24.863 | 23.465 | 31.539 | 1'39.314 | 322,4 | 10:48'14.611 |
| 8 | 25.324 | 25.608 | 24.065 | 31.540 | 1'46.537 | 321,4 | 10:50'01.148 |
| 9 | 19.641 | 24.750 | 23.535 | 31.444 | 1'39.370 | 317,6 | 10:51'40.518 |
| 10 | 19.446 | 24.793 | 23.452 | 31.357 | 1'39.048 | 321,4 | 10:53'19.566 |
| 11 | 19.319 | 24.649 | 23.463 | 31.461 | 1'38.892 | 321,4 | 10:54'58.458 |
| 12 | 20.168 | 25.751 | 23.794 | 31.545 | 1'41.258 | 321,4 | 10:56'39.716 |
| 13 | 19.351 | 24.715 | 24.208 | 44.161 | 1'52.435P | 321,4 | 10:58'32.151 |
| 14 | 8'54.141 | 24.908 | 23.578 | 31.243 | 10'13.870P | | 11:08'46.021 |
| 15 | 19.327 | 24.468 | 23.309 | 31.100 | 1'38.204 | 325,3 | 11:10'24.225 |
| 16 | 19.301 | 24.507 | 23.510 | 31.210 | 1'38.528 | 325,3 | 11:12'02.753 |
| 17 | 19.307 | 24.581 | 23.357 | 31.154 | 1'38.399 | 324,3 | 11:13'41.152 |
| 18 | 19.228 | 24.621 | 23.242 | 31.243 | 1'38.334 | 323,4 | 11:15'19.486 |
| 19 | 24.622 | 28.522 | 23.745 | 31.144 | 1'48.033 | 324,3 | 11:17'07.519 |
| 20 | 19.316 | 24.312 | 23.459 | 31.051 | 1'38.138 | 329,3 | 11:18'45.657 |
| 21 | 21.554 | 25.769 | 23.373 | 31.088 | 1'41.784C | 325,3 | 11:20'27.441 |
| 22 | 19.224 | 24.324 | 23.217 | 31.136 | 1'37.901 | 326,3 | 11:22'05.342 |

| | | | | | | | | | | | | | | | | | |
|----|---------------|---------------|---------------|---------------|-----------------|--------------|--|--|--|--|--|--|--|--|--|--|--------------|
| 1 | | 26.922 | 25.259 | 32.492 | | | | | | | | | | | | | 10:31'57.169 |
| 2 | 20.241 | 25.017 | 23.997 | 31.677 | 1'40.932 | 308,6 | | | | | | | | | | | 10:33'38.101 |
| 3 | 19.669 | 24.627 | 23.236 | 31.132 | 1'38.664 | 307,7 | | | | | | | | | | | 10:35'16.765 |
| 4 | 19.532 | 27.374 | 26.018 | 46.440 | 1'59.364CP | 314,9 | | | | | | | | | | | 10:37'16.129 |
| 5 | 7'19.268 | 25.585 | 23.744 | 32.652 | 8'41.249P | | | | | | | | | | | | 10:45'57.378 |
| 6 | 19.262 | 24.840 | 23.293 | 31.297 | 1'38.692 | 310,3 | | | | | | | | | | | 10:47'36.070 |
| 7 | 19.567 | 24.546 | 23.526 | 31.452 | 1'39.091 | 311,2 | | | | | | | | | | | 10:49'15.161 |
| 8 | 23.926 | 25.558 | 24.143 | 32.165 | 1'45.792 | 312,1 | | | | | | | | | | | 10:51'00.953 |
| 9 | 19.334 | 24.587 | 23.260 | 31.428 | 1'38.609 | 312,1 | | | | | | | | | | | 10:52'39.562 |
| 10 | 19.242 | 24.627 | 23.473 | 31.515 | 1'38.857 | 313,0 | | | | | | | | | | | 10:54'18.419 |
| 11 | 19.298 | 24.658 | 23.167 | 31.445 | 1'38.568 | 313,0 | | | | | | | | | | | 10:55'56.987 |
| 12 | 21.845 | 24.597 | 23.928 | 42.845 | 1'53.215P | 313,0 | | | | | | | | | | | 10:57'50.202 |
| 13 | 11'12.951 | 27.457 | 23.419 | 31.235 | 12'35.062P | | | | | | | | | | | | 11:10'25.264 |
| 14 | 19.330 | 24.426 | 23.177 | 30.973 | 1'37.906 | 318,6 | | | | | | | | | | | 11:12'03.170 |
| 15 | 19.352 | 24.714 | 23.685 | 31.764 | 1'39.515 | 320,5 | | | | | | | | | | | 11:13'42.685 |
| 16 | 19.306 | 24.459 | 23.134 | 31.179 | 1'38.078 | 316,7 | | | | | | | | | | | 11:15'20.763 |
| 17 | 24.929 | 26.193 | 23.354 | 31.193 | 1'45.669 | 319,5 | | | | | | | | | | | 11:17'06.432 |
| 18 | 19.609 | 27.728 | 25.035 | 31.336 | 1'43.708 | 319,5 | | | | | | | | | | | 11:18'50.140 |
| 19 | 19.423 | 24.514 | 23.280 | 31.238 | 1'38.455C | 318,6 | | | | | | | | | | | 11:20'28.595 |
| 20 | 23.759 | 24.706 | 23.296 | 31.314 | 1'43.075 | 320,5 | | | | | | | | | | | 11:22'11.670 |

| 10° 22 A. LOWES (1'37.948) | | | | | | | |
|----------------------------|--------|--------|--------|--------|----------|-------|--------------|
| Lap | Seg1 | Seg2 | Seg3 | Seg4 | Lap Time | km/h | Local Time |
| 1 | | 25.699 | 24.106 | 32.932 | | | 10:32'23.794 |
| 2 | 19.627 | 24.849 | 23.355 | 31.545 | 1'39.376 | 311,2 | 10:34'03.170 |
| 3 | | | | | | | |



Circuito Estoril 4.182 m

Estoril Round, 20-22 May 2022

Chronological Analysis Free Practice 1st Session

3 / 5

| | | | | | | | | | | | | | | | |
|----|--------|--------|--------|--------|-----------|--------------|--------------|----|--------|--------|--------|--------|-----------|-------|--------------|
| 18 | 19.231 | 24.375 | 23.186 | 31.322 | 1'38.114 | 318,6 | 11:15'30.971 | 14 | 20.459 | 25.263 | 23.747 | 31.649 | 1'41.118 | 315,8 | 11:14'28.497 |
| 19 | 22.545 | 24.972 | 23.818 | 31.661 | 1'42.996 | 319,5 | 11:17'13.967 | 15 | 19.412 | 24.614 | 23.271 | 31.563 | 1'38.860 | 314,0 | 11:16'07.357 |
| 20 | 19.417 | 24.613 | 23.568 | 31.553 | 1'39.151 | 316,7 | 11:18'53.118 | 16 | 19.519 | 31.897 | 25.838 | 32.610 | 1'49.864 | 314,0 | 11:17'57.221 |
| 21 | 19.380 | 24.540 | 23.368 | 31.589 | 1'38.877C | 316,7 | 11:20'31.995 | 17 | 24.269 | 26.364 | 23.533 | 31.650 | 1'45.816 | 312,1 | 11:19'43.037 |
| 22 | 19.366 | 24.542 | 23.323 | 31.358 | 1'38.589 | 316,7 | 11:22'10.584 | 18 | 19.464 | 24.704 | 23.425 | 31.701 | 1'39.294 | 314,9 | 11:21'22.331 |
| | | | | | | | | 19 | 23.311 | 31.168 | 29.579 | 50.805 | 2'14.863P | 275,5 | 11:23'37.194 |

12° 44 L. MAHIAS (1'38.044)

| Lap | Seg.1 | Seg.2 | Seg.3 | Seg.4 | Lap Time | km/h | Local Time |
|-----|---------------|---------------|---------------|---------------|-----------------|--------------|--------------|
| 1 | | 26.374 | 24.515 | 32.167 | | | 10:32'19.930 |
| 2 | 20.010 | 24.892 | 23.924 | 31.586 | 1'40.412 | 300,8 | 10:34'00.342 |
| 3 | 19.711 | 24.849 | 23.817 | 31.569 | 1'39.946C | 307,7 | 10:35'40.288 |
| 4 | 21.190 | 27.230 | 24.550 | 48.754 | 2'01.724CP | 307,7 | 10:37'42.012 |
| 5 | 5'01.964 | 25.036 | 23.854 | 31.575 | 6'22.429P | | 10:44'04.441 |
| 6 | 19.885 | 24.610 | 23.393 | 31.260 | 1'39.148 | 304,2 | 10:45'43.589 |
| 7 | 19.508 | 24.519 | 23.370 | 31.577 | 1'38.974 | 307,7 | 10:47'22.563 |
| 8 | 19.658 | 24.698 | 23.633 | 31.577 | 1'39.566 | 307,7 | 10:49'02.129 |
| 9 | 19.605 | 24.590 | 23.475 | 31.355 | 1'39.025 | 305,9 | 10:50'41.154 |
| 10 | 25.421 | 26.615 | 24.708 | 42.294 | 1'59.038P | 304,2 | 10:52'40.192 |
| 11 | 6'57.792 | 26.829 | 30.703 | 36.065 | 8'31.389P | | 11:01'11.581 |
| 12 | 19.706 | 24.668 | 23.391 | 31.169 | 1'38.934 | 304,2 | 11:02'50.515 |
| 13 | 19.537 | 24.563 | 23.248 | 31.269 | 1'38.617 | 310,3 | 11:04'29.132 |
| 14 | 19.421 | 24.673 | 23.377 | 31.244 | 1'38.715 | 308,6 | 11:06'07.847 |
| 15 | 23.671 | 27.379 | 25.199 | 39.964 | 1'56.213P | 309,5 | 11:08'04.060 |
| 16 | 6'17.560 | 26.062 | 23.491 | 31.209 | 7'38.322P | | 11:15'42.382 |
| 17 | 19.334 | 24.522 | 23.185 | 31.003 | 1'38.044 | 309,5 | 11:17'20.426 |
| 18 | 27.220 | 24.768 | 23.800 | 31.320 | 1'47.108 | 313,0 | 11:19'07.534 |
| 19 | 19.482 | 24.563 | 23.394 | 31.233 | 1'38.672 | 312,1 | 11:20'46.206 |
| 20 | 19.553 | 24.656 | 30.821 | 32.006 | 1'47.036 | 312,1 | 11:22'33.242 |

15° 7 I. LECUONA (1'38.444)

| Lap | Seg.1 | Seg.2 | Seg.3 | Seg.4 | Lap Time | km/h | Local Time |
|-----|---------------|---------------|---------------|---------------|-----------------|--------------|--------------|
| 1 | | 27.034 | 24.845 | 32.539 | | | 10:32'09.956 |
| 2 | 19.963 | 25.466 | 23.872 | 31.557 | 1'40.858 | 296,7 | 10:33'50.814 |
| 3 | 20.255 | 25.064 | 23.583 | 31.741 | 1'40.643 | 320,5 | 10:35'31.457 |
| 4 | 19.542 | 25.591 | 26.080 | 42.296 | 1'53.509CP | 318,6 | 10:37'24.966 |
| 5 | 8'17.525 | 26.161 | 24.269 | 31.846 | 9'39.801P | | 10:47'04.767 |
| 6 | 19.648 | 24.743 | 23.467 | 31.326 | 1'39.184 | 314,0 | 10:48'43.951 |
| 7 | 19.262 | 24.823 | 23.419 | 31.200 | 1'38.704 | 314,9 | 10:50'22.655 |
| 8 | 22.485 | 24.978 | 23.617 | 31.576 | 1'42.666 | 316,7 | 10:52'05.311 |
| 9 | 19.464 | 24.696 | 23.661 | 31.350 | 1'39.171 | 316,7 | 10:53'44.482 |
| 10 | 19.609 | 26.347 | 24.566 | 41.682 | 1'52.204P | 315,8 | 10:55'36.686 |
| 11 | 11'09.732 | 25.942 | 24.046 | 31.588 | 12'31.308P | | 11:08'07.994 |
| 12 | 19.325 | 24.762 | 23.280 | 31.429 | 1'38.796 | 317,6 | 11:09'46.790 |
| 13 | 19.270 | 24.736 | 23.356 | 31.082 | 1'38.444 | 320,5 | 11:11'25.234 |
| 14 | 20.846 | 24.946 | 23.729 | 31.320 | 1'40.841 | 321,4 | 11:13'06.075 |
| 15 | 19.343 | 24.863 | 23.590 | 40.501 | 1'48.297P | 320,5 | 11:14'54.372 |
| 16 | 3'05.348 | 25.508 | 24.128 | 31.554 | 4'26.538P | | 11:19'20.910 |
| 17 | 19.523 | 24.787 | 23.375 | 31.256 | 1'38.941 | 319,5 | 11:20'59.851 |
| 18 | 19.396 | 24.805 | 23.409 | 31.177 | 1'38.787 | 319,5 | 11:22'38.638 |

13° 5 P. OETTL (1'38.115)

| Lap | Seg.1 | Seg.2 | Seg.3 | Seg.4 | Lap Time | km/h | Local Time |
|-----|---------------|---------------|---------------|---------------|-----------------|--------------|--------------|
| 1 | | 26.740 | 24.736 | 41.211 | | | 10:32'05.639 |
| 2 | 2'44.000 | 25.666 | 24.189 | 44.732 | 4'18.587CP | | 10:36'24.226 |
| 3 | 6'12.199 | 25.373 | 23.858 | 31.426 | 7'32.856P | | 10:43'57.082 |
| 4 | 19.462 | 24.682 | 23.404 | 31.230 | 1'38.778 | 312,1 | 10:45'35.860 |
| 5 | 19.523 | 24.519 | 23.569 | 31.482 | 1'39.093 | 310,3 | 10:47'14.953 |
| 6 | 23.936 | 24.646 | 23.384 | 31.265 | 1'43.231 | 311,2 | 10:48'58.184 |
| 7 | 26.535 | 25.145 | 23.590 | 40.937 | 1'56.207P | 313,0 | 10:50'54.391 |
| 8 | 8'09.350 | 25.041 | 23.571 | 31.502 | 9'29.464P | | 11:00'23.855 |
| 9 | 19.296 | 24.712 | 23.159 | 31.239 | 1'38.406 | 313,0 | 11:02'02.261 |
| 10 | 19.448 | 24.526 | 23.205 | 31.179 | 1'38.358 | 314,9 | 11:03'40.619 |
| 11 | 20.612 | 24.669 | 23.330 | 31.655 | 1'40.266 | 314,9 | 11:05'20.885 |
| 12 | 19.294 | 24.574 | 23.046 | 31.201 | 1'38.115 | 314,0 | 11:06'59.000 |
| 13 | 20.434 | 25.615 | 23.964 | 42.866 | 1'52.879P | 311,2 | 11:08'51.879 |
| 14 | 8'06.215 | 25.836 | 23.414 | 31.628 | 9'27.093P | | 11:18'18.972 |
| 15 | 20.664 | 24.755 | 23.270 | 31.434 | 1'40.123C | 312,1 | 11:19'59.095 |
| 16 | 19.426 | 24.619 | 23.305 | 31.375 | 1'38.725 | 314,9 | 11:21'37.820 |

16° 23 C. PONSSON (1'38.520)

| Lap | Seg.1 | Seg.2 | Seg.3 | Seg.4 | Lap Time | km/h | Local Time |
|-----|---------------|---------------|---------------|---------------|-----------------|--------------|--------------|
| 1 | | 26.553 | 24.879 | 32.250 | | | 10:31'57.721 |
| 2 | 20.265 | 25.158 | 24.223 | 32.083 | 1'41.729 | 298,3 | 10:33'39.450 |
| 3 | 19.628 | 24.833 | 23.694 | 31.636 | 1'39.791 | 308,6 | 10:35'19.241 |
| 4 | 19.629 | 25.255 | 25.728 | 46.417 | 1'57.029CP | 307,7 | 10:37'16.270 |
| 5 | 5'17.128 | 25.837 | 24.105 | 31.900 | 6'38.970P | | 10:43'55.240 |
| 6 | 19.724 | 24.982 | 23.633 | 31.636 | 1'39.975 | 305,1 | 10:45'35.215 |
| 7 | 19.602 | 24.777 | 23.735 | 31.635 | 1'39.749 | 304,2 | 10:47'14.964 |
| 8 | 19.783 | 24.828 | 23.611 | 31.780 | 1'40.002 | 303,4 | 10:48'54.966 |
| 9 | 20.842 | 28.200 | 26.274 | 31.799 | 1'47.115 | 305,1 | 10:50'42.081 |
| 10 | 19.488 | 24.875 | 23.517 | 31.738 | 1'39.618 | 306,8 | 10:52'21.699 |
| 11 | 19.614 | 24.721 | 23.516 | 31.672 | 1'39.523 | 304,2 | 10:54'01.222 |
| 12 | 23.398 | 26.552 | 24.995 | 42.606 | 1'57.551P | 305,1 | 10:55'58.773 |
| 13 | 10'30.183 | 30.367 | 26.244 | 33.991 | 12'00.785P | | 11:07'59.558 |
| 14 | 19.518 | 24.769 | 23.348 | 31.354 | 1'38.989 | 311,2 | 11:09'38.547 |
| 15 | 21.565 | 26.597 | 24.135 | 33.184 | 1'45.481 | 311,2 | 11:11'24.028 |
| 16 | 19.454 | 24.754 | 25.173 | 32.978 | 1'42.359 | 312,1 | 11:13'06.387 |
| 17 | 19.356 | 24.704 | 23.620 | 31.502 | 1'39.182 | 312,1 | 11:14'45.569 |
| 18 | 19.553 | 24.598 | 23.462 | 31.472 | 1'39.085 | 307,7 | 11:16'24.654 |
| 19 | 24.214 | 29.146 | 27.402 | 33.754 | 1'54.516 | 307,7 | 11:18'19.170 |
| 20 | 21.145 | 25.058 | 23.448 | 31.460 | 1'41.111C | 313,0 | 11:20'00.281 |
| 21 | 19.378 | 24.584 | 23.223 | 31.335 | 1'38.520 | 311,2 | 11:21'38.801 |

14° 21 M. RINALDI (1'38.159)

| Lap | Seg.1 | Seg.2 | Seg.3 | Seg.4 | Lap Time | km/h | Local Time |
|-----|---------------|---------------|---------------|---------------|-----------------|--------------|--------------|
| 1 | | 27.234 | 25.673 | 32.679 | | | 10:32'40.409 |
| 2 | 20.572 | 25.735 | 23.843 | 32.021 | 1'42.171 | 279,8 | 10:34'22.580 |
| 3 | 19.879 | 24.970 | 23.505 | 32.054 | 1'40.408C | 308,6 | 10:36'02.988 |
| 4 | 20.722 | 28.500 | 25.908 | 46.994 | 2'02.124CP | 282,0 | 10:38'05.112 |
| 5 | 11'45.858 | 27.404 | 23.828 | 31.457 | 13'08.547P | | 10:51'13.659 |
| 6 | 19.534 | 24.734 | 23.534 | 31.457 | 1'39.259 | 314,9 | 10:52'52.918 |
| 7 | 19.425 | 24.695 | 23.369 | 31.815 | 1'53.304 | 314,0 | 10:54'46.222 |
| 8 | 19.296 | 24.435 | 23.222 | 31.346 | 1'38.299 | 312,1 | 10:56'24.521 |
| 9 | 19.266 | 24.475 | 26.449 | 32.647 | 1'42.837 | 315,8 | 10:58'07.358 |
| 10 | 19.213 | 24.479 | 23.109 | 31.358 | 1'38.159 | 315,8 | 10:59'45.517 |
| 11 | 21.169 | 28.601 | 26.940 | 44.207 | 2'00.917P | 304,2 | 11:01'46.434 |
| 12 | 8'01.518 | 25.653 | 23.693 | 31.781 | 9'22.645P | | 11:11'09.079 |
| 13 | 19.180 | 24.558 | 23.128 | 31.434 | 1'38.300 | 316,7 | 11:12'47.379 |

17° 3 K. NOZANE (1'38.701)

| Lap | Seg.1 | Seg.2 | Seg.3 | Seg.4 | Lap Time | km/h | Local Time |
|-----|---------------|---------------|---------------|--------|------------|-------|--------------|
| 1 | | 26.429 | 24.076 | 31.994 | | | 10:32'31.492 |
| 2 | 20.016 | 25.084 | 23.526 | 31.538 | 1'40.164 | 304,2 | 10:34'11.656 |
| 3 | 19.478 | 24.854 | 23.413 | 32.542 | 1'40.287C | 307,7 | 10:35'51.943 |
| 4 | 22.686 | 26.805 | 25.165 | 46.976 | 2'01.632CP | 221,3 | 10:37'53.575 |
| 5 | 5'21.550 | 25.490 | 23.668 | 31.572 | 6'42.280P | | 10:44'35.855 |
| 6 | 19.432 | 24.586 | 23.188 | 31.526 | 1'38.732 | 305,9 | 10:46'14.587 |
| 7 | 19.499 | 24.709 | 23.405 | 31.503 | 1'39.116 | 306,8 | 10:47'53.703 |
| 8 | 23.942 | 26.066 | 23.755 | 31.830 | 1'45.593 | 308,6 | 10:49'39.296 |
| 9 | 19.814 | 25.163 | 23.640 | 31.798 | 1'40.415 | 305,1 | 10:51'19.711 |

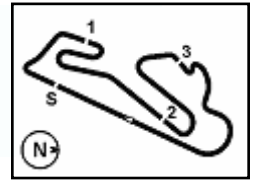
20/05/2022

P = Pits In/Out - C = Lap Time Cancelled

These data/results cannot be reproduced, stored and/or transmitted in whole or in part by any manner of electronic, mechanical, photocopying, recording, broadcasting or otherwise now known or herein after developed without the previous express consent by the copyright owner, except for reproduction in daily press and regular printed publications on sale to the public within 60 days of the event related to those data/results and always provided that copyright symbol appears together as follows below.

© DORNA WSBK ORGANIZATION Srl 2022





Circuito Estoril 4.182 m

Estoril Round, 20-22 May 2022

Chronological Analysis Free Practice 1st Session

4 / 5

| | | | | | | | | | | | | | | | |
|----|-----------|--------|--------|---------------|-----------------|--------------|--------------|----|---------------|---------------|---------------|---------------|-----------------|-------|--------------|
| 10 | 19.799 | 24.805 | 23.455 | 31.839 | 1'39.898 | 305,1 | 10:52'59.609 | 9 | 19.731 | 24.917 | 23.724 | 31.817 | 1'40.189 | 307,7 | 10:50'43.300 |
| 11 | 19.711 | 24.945 | 23.745 | 31.866 | 1'40.267 | 303,4 | 10:54'39.876 | 10 | 19.635 | 25.275 | 27.084 | 33.666 | 1'45.660 | 309,5 | 10:52'28.960 |
| 12 | 19.656 | 24.980 | 23.657 | 31.914 | 1'40.207 | 305,1 | 10:56'20.083 | 11 | 19.628 | 25.006 | 23.828 | 31.852 | 1'40.314 | 306,8 | 10:54'09.274 |
| 13 | 20.012 | 24.969 | 23.452 | 31.807 | 1'40.240 | 305,1 | 10:58'00.323 | 12 | 19.613 | 24.890 | 23.726 | 31.931 | 1'40.160 | 308,6 | 10:55'49.434 |
| 14 | 21.412 | 26.570 | 26.150 | 46.484 | 2'00.616P | 305,9 | 11:00'00.939 | 13 | 21.985 | 26.223 | 26.032 | 43.987 | 1'58.227P | 307,7 | 10:57'47.661 |
| 15 | 13'06.951 | 27.189 | 23.838 | 31.570 | 1'42'9.548P | | 11:14'30.487 | 14 | 7'46.539 | 26.529 | 24.330 | 32.056 | 9'09.454P | | 11:06'57.115 |
| 16 | 19.581 | 24.632 | 23.244 | 31.313 | 1'38.770 | 306,8 | 11:16'09.257 | 15 | 20.160 | 25.174 | 26.492 | 33.283 | 1'45.109 | 309,5 | 11:08'42.224 |
| 17 | 19.469 | 24.663 | 23.284 | 31.285 | 1'38.701 | 312,1 | 11:17'47.958 | 16 | 19.557 | 25.075 | 23.749 | 31.947 | 1'40.328 | 311,2 | 11:10'22.552 |
| 18 | 1'33.267 | 37.679 | 34.800 | 49.136 | 3'34.882P | 310,3 | 11:21'22.840 | 17 | 19.577 | 24.918 | 23.772 | 31.845 | 1'40.112 | 311,2 | 11:12'02.664 |
| | | | | | | | | 18 | 19.675 | 25.146 | 23.831 | 40.335 | 1'48.987P | 311,2 | 11:13'51.651 |
| | | | | | | | | 19 | 3'59.249 | 29.015 | 24.125 | 31.875 | 5'24.264P | | 11:19'15.915 |
| | | | | | | | | 20 | 19.485 | 24.893 | 23.660 | 31.705 | 1'39.743 | 309,5 | 11:20'55.658 |
| | | | | | | | | 21 | 19.536 | 25.070 | 23.730 | 31.593 | 1'39.929 | 312,1 | 11:22'35.587 |

18° 32 I. VINALES [1'39.360]

| Lap | Seg.1 | Seg.2 | Seg.3 | Seg.4 | Lap Time | km/h | Local Time |
|-----|---------------|---------------|---------------|---------------|-----------------|--------------|--------------|
| 1 | | 27.655 | 25.805 | 33.211 | | | 10:32'02.075 |
| 2 | 21.073 | 25.976 | 24.111 | 32.428 | 1'43.588 | 279,8 | 10:33'45.663 |
| 3 | 20.380 | 24.945 | 24.245 | 32.345 | 1'41.915 | 286,5 | 10:35'27.578 |
| 4 | 20.338 | 26.002 | 25.265 | 47.571 | 1'59.176CP | 284,2 | 10:37'26.754 |
| 5 | 5'43.493 | 26.385 | 24.963 | 35.291 | 7'10.132P | | 10:44'36.886 |
| 6 | 20.123 | 24.976 | 23.764 | 32.061 | 1'40.924 | 298,3 | 10:46'17.810 |
| 7 | 19.702 | 24.830 | 23.597 | 31.800 | 1'39.929 | 305,1 | 10:47'57.739 |
| 8 | 20.120 | 25.476 | 24.300 | 31.968 | 1'41.864 | 302,5 | 10:49'39.603 |
| 9 | 20.054 | 25.024 | 23.892 | 31.973 | 1'40.943 | 294,3 | 10:51'20.546 |
| 10 | 19.719 | 24.906 | 23.549 | 31.696 | 1'39.870 | 301,7 | 10:53'00.416 |
| 11 | 19.743 | 24.722 | 23.554 | 31.615 | 1'39.634 | 303,4 | 10:54'40.050 |
| 12 | 21.862 | 25.387 | 24.410 | 42.737 | 1'54.396P | 299,2 | 10:56'34.446 |
| 13 | 10'52.545 | 25.574 | 24.120 | 32.194 | 12'14.433P | | 11:08'48.879 |
| 14 | 20.194 | 25.115 | 24.020 | 44.741 | 1'54.070P | 300,8 | 11:10'42.949 |
| 15 | 8'15.366 | 26.553 | 26.142 | 38.229 | 9'46.290P | | 11:20'29.239 |
| 16 | 19.606 | 24.769 | 23.501 | 31.484 | 1'39.360 | 305,1 | 11:22'08.599 |

21° 29 L. BERNARDI [1'39.771]

| Lap | Seg.1 | Seg.2 | Seg.3 | Seg.4 | Lap Time | km/h | Local Time |
|-----|---------------|---------------|---------------|---------------|-----------------|--------------|--------------|
| 1 | | 27.873 | 25.491 | 33.516 | | | 10:32'01.810 |
| 2 | 21.080 | 25.980 | 24.705 | 32.484 | 1'44.249 | 294,3 | 10:33'46.059 |
| 3 | 20.422 | 25.307 | 24.003 | 32.720 | 1'42.452 | 295,9 | 10:35'28.511 |
| 4 | 20.179 | 26.067 | 25.643 | 45.276 | 1'57.165CP | 311,2 | 10:37'25.676 |
| 5 | 5'39.770 | 26.265 | 24.544 | 32.280 | 7'02.859P | | 10:44'28.535 |
| 6 | 19.961 | 25.611 | 23.680 | 31.733 | 1'40.985 | 312,1 | 10:46'09.520 |
| 7 | 19.671 | 25.165 | 23.716 | 31.798 | 1'40.350 | 315,8 | 10:47'49.870 |
| 8 | 19.614 | 25.106 | 23.690 | 31.739 | 1'40.149 | 313,0 | 10:49'30.019 |
| 9 | 19.498 | 25.175 | 23.678 | 43.316 | 1'51.667P | 316,7 | 10:51'21.686 |
| 10 | 13'40.186 | 25.745 | 23.962 | 31.994 | 15'01.887P | | 11:06'23.573 |
| 11 | 19.638 | 25.042 | 23.538 | 31.717 | 1'39.935 | 315,8 | 11:08'03.508 |
| 12 | 19.695 | 24.992 | 23.518 | 31.792 | 1'39.997 | 315,8 | 11:09'43.505 |
| 13 | 19.618 | 25.089 | 23.731 | 31.769 | 1'40.207 | 317,6 | 11:11'23.712 |
| 14 | 19.471 | 24.977 | 23.609 | 31.714 | 1'39.771 | 317,6 | 11:13'03.483 |
| 15 | 19.507 | 24.739 | 27.196 | 32.578 | 1'44.020 | 314,9 | 11:14'47.503 |
| 16 | 19.609 | 24.862 | 25.435 | 33.143 | 1'43.049 | 315,8 | 11:16'30.552 |
| 17 | 22.075 | 25.816 | 25.421 | 42.204 | 1'55.516P | 314,0 | 11:18'26.068 |
| 18 | 1'12.333 | 28.870 | 24.444 | 32.093 | 2'37.740P | | 11:21'03.808 |
| 19 | 19.503 | 24.925 | 23.826 | 31.942 | 1'40.196 | 316,7 | 11:22'44.004 |

19° 17 M. FRITZ [1'39.560]

| Lap | Seg.1 | Seg.2 | Seg.3 | Seg.4 | Lap Time | km/h | Local Time |
|-----|---------------|---------------|---------------|---------------|-----------------|--------------|--------------|
| 1 | | 27.301 | 25.552 | 33.113 | | | 10:32'23.829 |
| 2 | 20.167 | 25.271 | 24.089 | 32.110 | 1'41.637 | 291,1 | 10:34'05.466 |
| 3 | 20.144 | 25.270 | 23.921 | 32.235 | 1'41.570C | 305,1 | 10:35'47.036 |
| 4 | 19.955 | 26.813 | 24.691 | 44.885 | 1'56.344CP | 310,3 | 10:37'43.380 |
| 5 | 5'52.909 | 25.372 | 23.962 | 32.077 | 7'14.320P | | 10:44'57.700 |
| 6 | 19.855 | 24.859 | 23.565 | 32.025 | 1'40.304 | 303,4 | 10:46'38.004 |
| 7 | 19.751 | 24.672 | 23.469 | 31.865 | 1'39.757 | 305,9 | 10:48'17.761 |
| 8 | 19.687 | 24.683 | 23.504 | 31.833 | 1'39.707 | 304,2 | 10:49'57.468 |
| 9 | 19.951 | 24.941 | 23.608 | 31.928 | 1'40.428 | 304,2 | 10:51'37.896 |
| 10 | 19.612 | 24.769 | 23.544 | 31.866 | 1'39.791 | 304,2 | 10:53'17.687 |
| 11 | 19.666 | 24.782 | 23.762 | 31.907 | 1'40.117 | 305,1 | 10:54'57.804 |
| 12 | 19.731 | 24.798 | 23.467 | 31.852 | 1'39.848 | 304,2 | 10:56'37.652 |
| 13 | 20.655 | 25.827 | 24.050 | 42.714 | 1'53.246P | 305,1 | 10:58'30.898 |
| 14 | 10'56.788 | 25.629 | 24.200 | 32.333 | 12'18.950P | | 11:10'49.848 |
| 15 | 20.469 | 25.319 | 24.094 | 32.009 | 1'41.891 | 303,4 | 11:12'31.739 |
| 16 | 19.728 | 25.184 | 23.603 | 32.015 | 1'40.530 | 305,1 | 11:14'12.269 |
| 17 | 19.705 | 24.702 | 23.570 | 31.655 | 1'39.632 | 307,7 | 11:15'51.901 |
| 18 | 19.592 | 24.695 | 23.477 | 31.923 | 1'39.687 | 308,6 | 11:17'31.588 |
| 19 | 20.303 | 26.932 | 23.956 | 33.832 | 1'45.023 | 306,8 | 11:19'16.611 |
| 20 | 19.775 | 24.753 | 23.656 | 31.649 | 1'39.833 | 311,2 | 11:20'56.444 |
| 21 | 19.687 | 24.702 | 23.590 | 31.581 | 1'39.560 | 309,5 | 11:22'36.004 |

22° 35 H. SYAHRIN [1'40.551]

| Lap | Seg.1 | Seg.2 | Seg.3 | Seg.4 | Lap Time | km/h | Local Time |
|-----|---------------|---------------|---------------|---------------|-----------------|--------------|--------------|
| 1 | | 28.160 | 25.398 | 33.184 | | | 10:32'04.129 |
| 2 | 20.926 | 25.938 | 24.464 | 32.548 | 1'43.876 | 288,0 | 10:33'48.005 |
| 3 | 20.332 | 25.704 | 24.044 | 32.419 | 1'42.499 | 301,7 | 10:35'30.504 |
| 4 | 19.889 | 27.147 | 27.031 | 47.703 | 2'01.770CP | 307,7 | 10:37'32.274 |
| 5 | 5'15.834 | 27.031 | 24.626 | 32.819 | 6'40.310P | | 10:44'12.584 |
| 6 | 20.199 | 25.595 | 24.169 | 32.303 | 1'42.266 | 299,2 | 10:45'54.850 |
| 7 | 19.712 | 25.390 | 24.026 | 32.078 | 1'41.206 | 306,8 | 10:47'36.056 |
| 8 | 19.876 | 25.257 | 23.772 | 31.977 | 1'40.882 | 305,1 | 10:49'16.938 |
| 9 | 21.377 | 27.099 | 24.159 | 32.077 | 1'44.712 | 306,8 | 10:51'01.650 |
| 10 | 19.646 | 25.320 | 23.969 | 32.073 | 1'41.008 | 311,2 | 10:52'42.658 |
| 11 | 27.445 | 29.850 | 29.929 | 47.327 | 2'14.551P | 306,8 | 10:54'57.209 |
| 12 | 9'40.233 | 27.627 | 24.949 | 32.631 | 11'05.440P | | 11:06'02.649 |
| 13 | 19.672 | 25.466 | 24.071 | 31.941 | 1'41.150 | 307,7 | 11:07'43.799 |
| 14 | 19.718 | 25.476 | 23.764 | 31.891 | 1'40.849 | 314,0 | 11:09'24.648 |
| 15 | 19.515 | 25.270 | 23.896 | 31.870 | 1'40.551 | 311,2 | 11:11'05.199 |
| 16 | 26.037 | 27.562 | 24.811 | 42.693 | 2'01.103P | 312,1 | 11:13'06.302 |
| 17 | 4'18.808 | 32.249 | 25.975 | 34.363 | 5'51.395P | | 11:18'57.697 |
| 18 | 19.867 | 25.384 | 23.951 | 31.843 | 1'41.045C | 308,6 | 11:20'38.742 |
| 19 | 21.588 | 25.555 | 26.627 | 32.370 | 1'46.140 | 312,1 | 11:22'24.882 |

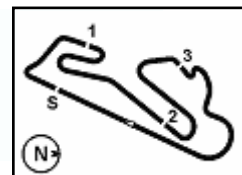
23° 52 O. KONIG [1'41.298]

| Lap | Seg.1 | Seg.2 | Seg.3 | Seg.4 | Lap Time | km/h | Local Time |
|-----|--------|--------|--------|--------|----------|-------|--------------|
| 1 | | 27.864 | 26.210 | 32.895 | | | 10:32'10.967 |
| 2 | 20.982 | 26.239 | 24.773 | 32.441 | 1'44.435 | 299,2 | 10:33'55.402 |
| 3 | 20.328 | 25.489 | 24.093 | 32.344 | 1'42.254 | 305,1 | 10:35'37.656 |

20/05/2022 P = Pits In/Out - C = Lap Time Cancelled

These data/results cannot be reproduced, stored and/or transmitted in whole or in part by any manner of electronic, mechanical, photocopying, recording, broadcasting or otherwise now known or herein after developed without the previous express consent by the copyright owner, except for reproduction in daily press and regular printed publications on sale to the public within 60 days of the event related to those data/results and always provided that copyright symbol appears together as follows below.

© DORNA WSBK ORGANIZATION Srl 2022



Estoril Round, 20-22 May 2022

Chronological Analysis Free Practice 1st Session

| | | | | | | | |
|----|---------------|---------------|---------------|---------------|-----------------|--------------|--------------|
| 4 | 19.827 | 26.031 | 26.084 | 49.500 | 2'01.442CP | 306,8 | 10:37'39.098 |
| 5 | 4'55.072 | 26.177 | 24.415 | 32.255 | 6'17.919P | | 10:43'57.017 |
| 6 | 20.290 | 25.544 | 24.045 | 32.370 | 1'42.249 | 302,5 | 10:45'39.266 |
| 7 | 19.794 | 25.505 | 24.074 | 32.290 | 1'41.663 | 305,1 | 10:47'20.929 |
| 8 | 20.095 | 25.441 | 24.309 | 32.354 | 1'42.199 | 305,1 | 10:49'03.128 |
| 9 | 20.107 | 25.308 | 23.831 | 32.330 | 1'41.576 | 301,7 | 10:50'44.704 |
| 10 | 19.962 | 30.365 | 24.686 | 44.487 | 1'59.500P | 307,7 | 10:52'44.204 |
| 11 | 6'07.045 | 26.642 | 24.654 | 32.852 | 7'31.193P | | 11:00'15.397 |
| 12 | 19.940 | 25.646 | 24.036 | 32.347 | 1'41.969 | 301,7 | 11:01'57.366 |
| 13 | 19.857 | 25.545 | 23.905 | 32.377 | 1'41.684 | 304,2 | 11:03'39.050 |
| 14 | 19.986 | 25.468 | 23.966 | 32.568 | 1'41.988 | 305,9 | 11:05'21.038 |
| 15 | 20.086 | 25.331 | 23.868 | 32.330 | 1'41.615 | 307,7 | 11:07'02.653 |
| 16 | 19.920 | 25.683 | 24.657 | 48.868 | 1'59.128P | 310,3 | 11:09'01.781 |
| 17 | 6'20.303 | 28.629 | 25.949 | 33.600 | 7'48.481P | | 11:16'50.262 |
| 18 | 23.981 | 25.814 | 24.166 | 32.768 | 1'46.729 | 305,9 | 11:18'36.991 |
| 19 | 19.939 | 25.410 | 24.000 | 32.183 | 1'41.532C | 305,1 | 11:20'18.523 |
| 20 | 19.908 | 25.322 | 24.030 | 32.038 | 1'41.298 | 306,8 | 11:21'59.821 |

| 24° 60 M. VAN DER MARK [1'43.916] | | | | | | | |
|-----------------------------------|--------|--------|--------|---------------|-----------------|-------|--------------|
| Lap | Seg.1 | Seg.2 | Seg.3 | Seg.4 | Lap Time | km/h | Local Time |
| 1 | | | | | | | 10:32'00.651 |
| 2 | 20.874 | 26.447 | 24.657 | 31.938 | 1'43.916 | 272,0 | 10:33'44.567 |

20/05/2022

P = Pits In/Out - C = Lap Time Cancelled

These data/results cannot be reproduced, stored and/or transmitted in whole or in part by any manner of electronic, mechanical, photocopying, recording, broadcasting or otherwise now known or herein after developed without the previous express consent by the copyright owner, except for reproduction in daily press and regular printed publications on sale to the public within 60 days of the event related to those data/results and always provided that copyright symbol appears together as follows below.

© DORNA WSBK ORGANIZATION Srl 2022