

Estoril Round, 20-22 May 2022

Results Free Practice 3rd Session

No.	Rider	Nat	Team	Bike	Class	Time	Gap	Rel.	Laps	Speed	
										Avg	Max
1	1 T. RAZGATLIOGLU	TUR	Pata Yamaha with Brixx WorldSBK	Yamaha YZF R1		1'36.233			13	156,445	310,3
2	65 J. REA	GBR	Kawasaki Racing Team WorldSBK	Kawasaki ZX-10RR		1'36.571	0.338	0.338	10	155,898	311,2
3	19 A. BAUTISTA	ESP	Aruba.it Racing - Ducati	Ducati Panigale V4R		1'37.015	0.782	0.444	13	155,184	321,4
4	21 M. RINALDI	ITA	Aruba.it Racing - Ducati	Ducati Panigale V4R		1'37.199	0.966	0.184	11	154,890	316,7
5	55 A. LOCATELLI	ITA	Pata Yamaha with Brixx WorldSBK	Yamaha YZF R1		1'37.202	0.969	0.003	13	154,886	311,2
6	22 A. LOWES	GBR	Kawasaki Racing Team WorldSBK	Kawasaki ZX-10RR		1'37.386	1.153	0.184	14	154,593	309,5
7	45 S. REDDING	GBR	BMW Motorrad WorldSBK Team	BMW M1000RR		1'37.406	1.173	0.020	12	154,561	315,8
8	7 I. LECUONA	ESP	Team HRC	Honda CBR1000 RR-R		1'37.446	1.213	0.040	15	154,498	315,8
9	47 A. BASSANI	ITA	Motocorsa Racing	Ducati Panigale V4R	IND	1'37.506	1.273	0.060	12	154,403	310,3
10	97 X. VIERGE	ESP	Team HRC	Honda CBR1000 RR-R		1'37.636	1.403	0.130	12	154,197	322,4
11	76 L. BAZ	FRA	Bonovo Action BMW	BMW M1000RR	IND	1'37.783	1.550	0.147	14	153,965	314,9
12	31 G. GERLOFF	USA	GYTR GRT Yamaha WorldSBK Team	Yamaha YZF R1	IND	1'37.930	1.697	0.147	7	153,734	305,9
13	3 K. NOZANE	JPN	GYTR GRT Yamaha WorldSBK Team	Yamaha YZF R1	IND	1'38.069	1.836	0.139	13	153,516	305,1
14	44 L. MAHIAS	FRA	Kawasaki Puccetti Racing	Kawasaki ZX-10RR	IND	1'38.069	1.836	0.000	9	153,516	300,8
15	12 X. FORES	ESP	Team Goeleven	Ducati Panigale V4R	IND	1'38.159	1.926	0.090	12	153,376	309,5
16	17 M. FRITZ	GER	Yamaha Motoxracing WorldSBK Team	Yamaha YZF R1	IND	1'38.167	1.934	0.008	13	153,363	305,9
17	29 L. BERNARDI	SMR	BARNI Spark Racing Team	Ducati Panigale V4R	IND	1'38.546	2.313	0.379	13	152,773	317,6
18	50 E. LAVERTY	IRL	Bonovo Action BMW	BMW M1000RR	IND	1'38.572	2.339	0.026	13	152,733	315,8
19	32 I. VINALES	ESP	TPR Team Pedercini Racing	Kawasaki ZX-10RR	IND	1'38.780	2.547	0.208	12	152,411	300,8
20	23 C. PONSSON	FRA	Gil Motor Sport-Yamaha	Yamaha YZF R1	IND	1'39.031	2.798	0.251	13	152,025	302,5
21	35 H. SYHRIN	MAS	MIE Racing Honda Team	Honda CBR1000 RR-R	IND	1'39.069	2.836	0.038	11	151,967	305,9
22	36 L. MERCADO	ARG	MIE Racing Honda Team	Honda CBR1000 RR-R	IND	1'39.911	3.678	0.842	8	150,686	300,0
23	52 O. KONIG	CZE	Orelac Racing Verdatura	Kawasaki ZX-10RR	IND	1'40.070	3.837	0.159	12	150,447	307,7

Qualifying Lap Time (105% of 1'36.233): 1'41.045

N.5 (Oetli P.) has been declared unfit after FP2

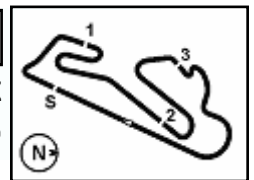
AIR	Humidity:	88%	Temp:	18°C
TRACK	Condition:	Dry	Temp:	24°C

Records	Pole	(SP)	2021 J.Rea	1'35.876	157,030	Km/h
	Race	(SPRC)	2020 T.Razgatlioglu	1'36.594	155,860	Km/h
	All Times	(SP)	2021 J.Rea	1'35.876	157,030	Km/h

Start 09:00 End 09:33 The results are provisional until the end of the time limit for protests and appeals and the completion of the technical checks.

These data/results cannot be reproduced, stored and/or transmitted in whole or in part by any manner of electronic, mechanical, photocopying, recording, broadcasting or otherwise now known or herein after developed without the previous express consent by the copyright owner, except for reproduction in daily press and regular printed publications on sale to the public within 60 days of the event related to those data/results and always provided that copyright symbol appears together as follows below.

© DORNA WSBK ORGANIZATION Srl 2022



Estoril Round, 20-22 May 2022

Results Free Practice 3rd Session

Session Highlights

Local Time	No. Rider	Description
09.00.00		Start
09.00.03		WorldSBK Pit Intervention Time: 1min 6secs
09.08.59	23 C. PONSSON	On Asphalt - Re-Joined - Turn 7
09.23.17	31 G. GERLOFF	Crashed - Turn 13
09.25.17	97 X. VIERGE	Lap Cancelled [1'37.464] - Yellow Flag - Turn 13
09.25.27	50 E. LAVERTY	Lap Cancelled [1'39.240] - Yellow Flag - Turn 13
09.25.31	31 G. GERLOFF	Medical Centre
09.25.41	35 H. SYAHRIN	Lap Cancelled [1'41.098] - Yellow Flag - Turn 13
09.25.48	52 O. KONIG	Lap Cancelled [1'39.616] - Yellow Flag - Turn 13
09.25.57	76 L. BAZ	Lap Cancelled [1'37.539] - Yellow Flag - Turn 13
09.26.06	32 I. VINALES	Lap Cancelled [9'54.282] - Yellow Flag - Turn 13
09.26.14	1 T. RAZGATLIOGLU	Lap Cancelled [1'36.324] - Yellow Flag - Turn 13
09.27.23	55 A. LOCATELLI	Lap Cancelled [1'37.116] - Yellow Flag - Turn 13
09.27.32	7 I. LECUONA	Lap Cancelled [1'37.962] - Yellow Flag - Turn 13
09.27.40	23 C. PONSSON	Lap Cancelled [1'39.588] - Yellow Flag - Turn 13
09.33.06		End Of Session

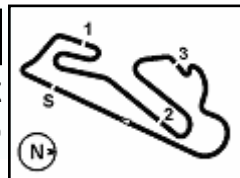
Fastest Laps Sequence

No.	Rider	Nat	Team	Bike	Local Time	Time	Gap	Avg
65	J. REA	GBR	Kawasaki Racing Team WorldSBK	Kawasaki ZX-10RR	09:03'27.952	1'37.244		154,819
65	J. REA	GBR	Kawasaki Racing Team WorldSBK	Kawasaki ZX-10RR	09:05'04.976	1'37.024	-0.220	155,170
65	J. REA	GBR	Kawasaki Racing Team WorldSBK	Kawasaki ZX-10RR	09:06'41.737	1'36.761	-0.263	155,592
65	J. REA	GBR	Kawasaki Racing Team WorldSBK	Kawasaki ZX-10RR	09:08'18.497	1'36.760	-0.001	155,593
65	J. REA	GBR	Kawasaki Racing Team WorldSBK	Kawasaki ZX-10RR	09:09'55.068	1'36.571	-0.189	155,898
1	T. RAZGATLIOGLU	TUR	Pata Yamaha with Brixx WorldSBK	Yamaha YZF R1	09:19'01.888	1'36.494	-0.077	156,022
1	T. RAZGATLIOGLU	TUR	Pata Yamaha with Brixx WorldSBK	Yamaha YZF R1	09:20'38.353	1'36.465	-0.029	156,069
1	T. RAZGATLIOGLU	TUR	Pata Yamaha with Brixx WorldSBK	Yamaha YZF R1	09:22'14.586	1'36.233	-0.232	156,445

21/05/2022 Start 09:00 End 09:33 The results are provisional until the end of the time limit for protests and appeals and the completion of the technical checks.

These data/results cannot be reproduced, stored and/or transmitted in whole or in part by any manner of electronic, mechanical, photocopying, recording, broadcasting or otherwise now known or herein after developed without the previous express consent by the copyright owner, except for reproduction in daily press and regular printed publications on sale to the public within 60 days of the event related to those data/results and always provided that copyright symbol appears together as follows below.

© DORNA WSBK ORGANIZATION Srl 2022



Estoril Round, 20-22 May 2022

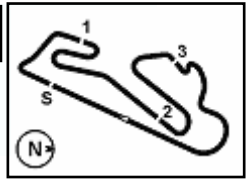
Free Practices Combined Results

No.	Rider	Nat	Team	Bike	Class	FP1	FP2	FP3	Time	Gap	Rel.	Avg	LL
1	1 T. RAZGATLIOGLU	TUR	Pata Yamaha with Brixx WorldSBK	Yamaha YZF R1		1'36.776	1'36.290	1'36.233	1'36.233			156,445	49
2	19 A. BAUTISTA	ESP	Aruba.it Racing - Ducati	Ducati Panigale V4R		1'37.155	1'36.463	1'37.015	1'36.463	0.230	0.230	156,072	54
3	65 J. REA	GBR	Kawasaki Racing Team WorldSBK	Kawasaki ZX-10RR		1'37.742	1'36.595	1'36.571	1'36.571	0.338	0.108	155,898	45
4	31 G. GERLOFF	USA	GYTR GRT Yamaha WorldSBK Team	Yamaha YZF R1	IND	1'36.572	1'37.081	1'37.930	1'36.572	0.339	0.001	155,896	44
5	21 M. RINALDI	ITA	Aruba.it Racing - Ducati	Ducati Panigale V4R		1'38.159	1'37.189	1'37.199	1'37.189	0.956	0.617	154,906	45
6	55 A. LOCATELLI	ITA	Pata Yamaha with Brixx WorldSBK	Yamaha YZF R1		1'37.376	1'37.201	1'37.202	1'37.201	0.968	0.012	154,887	54
7	97 X. VIERGE	ESP	Team HRC	Honda CBR1000 RR-R		1'37.901	1'37.281	1'37.636	1'37.281	1.048	0.080	154,760	55
8	76 L. BAZ	FRA	Bonovo Action BMW	BMW M1000RR	IND	1'37.906	1'37.346	1'37.783	1'37.346	1.113	0.065	154,657	51
9	7 I. LECUONA	ESP	Team HRC	Honda CBR1000 RR-R		1'38.444	1'37.375	1'37.446	1'37.375	1.142	0.029	154,611	51
10	22 A. LOWES	GBR	Kawasaki Racing Team WorldSBK	Kawasaki ZX-10RR		1'37.948	1'37.483	1'37.386	1'37.386	1.153	0.011	154,593	49
11	45 S. REDDING	GBR	BMW Motorrad WorldSBK Team	BMW M1000RR		1'37.950	1'37.487	1'37.406	1'37.406	1.173	0.020	154,561	52
12	44 L. MAHIAS	FRA	Kawasaki Puccetti Racing	Kawasaki ZX-10RR	IND	1'38.044	1'37.467	1'38.069	1'37.467	1.234	0.061	154,465	50
13	47 A. BASSANI	ITA	Motocorsa Racing	Ducati Panigale V4R	IND	1'37.621	1'37.601	1'37.506	1'37.506	1.273	0.039	154,403	49
14	50 E. LAVERTY	IRL	Bonovo Action BMW	BMW M1000RR	IND	1'37.881	1'37.710	1'38.572	1'37.710	1.477	0.204	154,080	53
15	3 K. NOZANE	JPN	GYTR GRT Yamaha WorldSBK Team	Yamaha YZF R1	IND	1'38.701	1'37.765	1'38.069	1'37.765	1.532	0.055	153,994	49
16	12 X. FORES	ESP	Team Goeleven	Ducati Panigale V4R	IND			1'38.159	1'38.159	1.926	0.394	153,376	12
17	17 M. FRITZ	GER	Yamaha Motox Racing WorldSBK Team	Yamaha YZF R1	IND	1'39.560	1'38.286	1'38.167	1'38.167	1.934	0.008	153,363	54
18	23 C. PONSSON	FRA	Gil Motor Sport-Yamaha	Yamaha YZF R1	IND	1'38.520	1'38.301	1'39.031	1'38.301	2.068	0.134	153,154	50
19	36 L. MERCADO	ARG	MIE Racing Honda Team	Honda CBR1000 RR-R	IND	1'39.743	1'38.528	1'39.911	1'38.528	2.295	0.227	152,801	47
20	29 L. BERNARDI	SMR	BARNI Spark Racing Team	Ducati Panigale V4R	IND	1'39.771	1'38.776	1'38.546	1'38.546	2.313	0.018	152,773	50
21	32 I. VINALES	ESP	TPR Team Pedercini Racing	Kawasaki ZX-10RR	IND	1'39.360	1'39.023	1'38.780	1'38.780	2.547	0.234	152,411	39
22	35 H. SYAHRIN	MAS	MIE Racing Honda Team	Honda CBR1000 RR-R	IND	1'40.551	1'38.933	1'39.069	1'38.933	2.700	0.153	152,176	43
23	52 D. KONIG	CZE	Orelac Racing Verdatura	Kawasaki ZX-10RR	IND	1'41.298	1'40.292	1'40.070	1'40.070	3.837	1.137	150,447	49

21/05/2022

These data/results cannot be reproduced, stored and/or transmitted in whole or in part by any manner of electronic, mechanical, photocopying, recording, broadcasting or otherwise now known or herein after developed without the previous express consent by the copyright owner, except for reproduction in daily press and regular printed publications on sale to the public within 60 days of the event related to those data/results and always provided that copyright symbol appears together as follows below.

© DORNA WSBK ORGANIZATION Srl 2022



Estoril Round, 20-22 May 2022

Best Sectors & Speed Free Practice 3rd Session

BEST LAP			
1	1	T. RAZGATLIOGLU	Yamaha YZF R1 1'36.233
2	65	J. REA	Kawasaki ZX-10RR 1'36.571
3	19	A. BAUTISTA	Ducati Panigale V4R 1'37.015
4	21	M. RINALDI	Ducati Panigale V4R 1'37.199
5	55	A. LOCATELLI	Yamaha YZF R1 1'37.202
6	22	A. LOWES	Kawasaki ZX-10RR 1'37.386
7	45	S. REDDING	BMW M1000RR 1'37.406
8	7	I. LECUONA	Honda CBR1000 RR-R 1'37.446
9	47	A. BASSANI	Ducati Panigale V4R 1'37.506
10	97	X. VIERGE	Honda CBR1000 RR-R 1'37.636
11	76	L. BAZ	BMW M1000RR 1'37.783
12	31	G. GERLOFF	Yamaha YZF R1 1'37.930
13	3	K. NOZANE	Yamaha YZF R1 1'38.069
14	44	L. MAHIAS	Kawasaki ZX-10RR 1'38.069
15	12	X. FORES	Ducati Panigale V4R 1'38.159
16	17	M. FRITZ	Yamaha YZF R1 1'38.167
17	29	L. BERNARDI	Ducati Panigale V4R 1'38.546
18	50	E. LAVERTY	BMW M1000RR 1'38.572
19	32	I. VINALES	Kawasaki ZX-10RR 1'38.780
20	23	C. PONSSON	Yamaha YZF R1 1'39.031
21	35	H. SYHRIN	Honda CBR1000 RR-R 1'39.069
22	36	L. MERCADO	Honda CBR1000 RR-R 1'39.911
23	52	D. KONIG	Kawasaki ZX-10RR 1'40.070

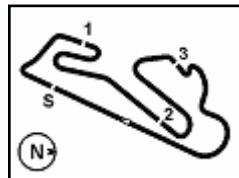
SPEED			
1	97	X. VIERGE	Honda CBR1000 RR-R 322,4
2	19	A. BAUTISTA	Ducati Panigale V4R 321,4
3	29	L. BERNARDI	Ducati Panigale V4R 317,6
4	21	M. RINALDI	Ducati Panigale V4R 316,7
5	45	S. REDDING	BMW M1000RR 315,8
6	50	E. LAVERTY	BMW M1000RR 315,8
7	7	I. LECUONA	Honda CBR1000 RR-R 315,8
8	76	L. BAZ	BMW M1000RR 314,9
9	65	J. REA	Kawasaki ZX-10RR 311,2
10	55	A. LOCATELLI	Yamaha YZF R1 311,2
11	1	T. RAZGATLIOGLU	Yamaha YZF R1 310,3
12	47	A. BASSANI	Ducati Panigale V4R 310,3
13	12	X. FORES	Ducati Panigale V4R 309,5
14	22	A. LOWES	Kawasaki ZX-10RR 309,5
15	52	D. KONIG	Kawasaki ZX-10RR 307,7
16	35	H. SYHRIN	Honda CBR1000 RR-R 305,9
17	31	G. GERLOFF	Yamaha YZF R1 305,9
18	17	M. FRITZ	Yamaha YZF R1 305,9
19	3	K. NOZANE	Yamaha YZF R1 305,1
20	23	C. PONSSON	Yamaha YZF R1 302,5
21	32	I. VINALES	Kawasaki ZX-10RR 300,8
22	44	L. MAHIAS	Kawasaki ZX-10RR 300,8
23	36	L. MERCADO	Honda CBR1000 RR-R 300,0

SEG. 1			SEG. 2			SEG. 3			SEG. 4		
1	1	T. RAZGATLIOGLU 18.776	1	1	T. RAZGATLIOGLU 23.950	1	1	T. RAZGATLIOGLU 22.684	1	1	T. RAZGATLIOGLU 30.766
2	65	J. REA 18.865	2	65	J. REA 23.999	2	65	J. REA 22.751	2	65	J. REA 30.822
3	55	A. LOCATELLI 18.932	3	55	A. LOCATELLI 24.035	3	19	A. BAUTISTA 22.848	3	55	A. LOCATELLI 30.935
4	76	L. BAZ 18.969	4	19	A. BAUTISTA 24.036	4	55	A. LOCATELLI 22.912	4	19	A. BAUTISTA 30.955
5	45	S. REDDING 18.969	5	22	A. LOWES 24.112	5	76	L. BAZ 22.917	5	22	A. LOWES 30.956
6	19	A. BAUTISTA 18.996	6	45	S. REDDING 24.135	6	7	I. LECUONA 22.934	6	7	I. LECUONA 30.962
7	97	X. VIERGE 19.018	7	31	G. GERLOFF 24.171	7	45	S. REDDING 22.968	7	47	A. BASSANI 30.968
8	21	M. RINALDI 19.029	8	97	X. VIERGE 24.175	8	22	A. LOWES 22.985	8	21	M. RINALDI 30.970
9	7	I. LECUONA 19.055	9	21	M. RINALDI 24.181	9	47	A. BASSANI 23.012	9	44	L. MAHIAS 30.984
10	31	G. GERLOFF 19.080	10	76	L. BAZ 24.184	10	21	M. RINALDI 23.019	10	97	X. VIERGE 30.991
11	22	A. LOWES 19.130	11	47	A. BASSANI 24.271	11	12	X. FORES 23.054	11	45	S. REDDING 31.166
12	17	M. FRITZ 19.204	12	3	K. NOZANE 24.310	12	97	X. VIERGE 23.072	12	31	G. GERLOFF 31.195
13	3	K. NOZANE 19.210	13	7	I. LECUONA 24.325	13	3	K. NOZANE 23.074	13	12	X. FORES 31.216
14	12	X. FORES 19.229	14	12	X. FORES 24.331	14	17	M. FRITZ 23.105	14	3	K. NOZANE 31.251
15	47	A. BASSANI 19.245	15	29	L. BERNARDI 24.391	15	44	L. MAHIAS 23.166	15	76	L. BAZ 31.373
16	29	L. BERNARDI 19.264	16	17	M. FRITZ 24.408	16	31	G. GERLOFF 23.178	16	29	L. BERNARDI 31.380
17	50	E. LAVERTY 19.316	17	50	E. LAVERTY 24.431	17	50	E. LAVERTY 23.222	17	50	E. LAVERTY 31.425
18	32	I. VINALES 19.329	18	44	L. MAHIAS 24.432	18	32	I. VINALES 23.308	18	35	H. SYHRIN 31.439
19	52	D. KONIG 19.402	19	23	C. PONSSON 24.440	19	29	L. BERNARDI 23.310	19	17	M. FRITZ 31.450
20	23	C. PONSSON 19.460	20	32	I. VINALES 24.474	20	52	D. KONIG 23.345	20	23	C. PONSSON 31.497
21	44	L. MAHIAS 19.487	21	35	H. SYHRIN 24.552	21	23	C. PONSSON 23.398	21	32	I. VINALES 31.572
22	35	H. SYHRIN 19.501	22	36	L. MERCADO 24.806	22	35	H. SYHRIN 23.401	22	36	L. MERCADO 31.746
23	36	L. MERCADO 19.704	23	52	D. KONIG 24.808	23	36	L. MERCADO 23.550	23	52	D. KONIG 32.063

21/05/2022

These data/results cannot be reproduced, stored and/or transmitted in whole or in part by any manner of electronic, mechanical, photocopying, recording, broadcasting or otherwise now known or herein after developed without the previous express consent by the copyright owner, except for reproduction in daily press and regular printed publications on sale to the public within 60 days of the event related to those data/results and always provided that copyright symbol appears together as follows below.

© DORNA WSBK ORGANIZATION Srl 2022



Circuito Estoril 4.182 m

Estoril Round, 20-22 May 2022

Ideal Times Free Practice 3rd Session

No.	Rider	Nat	Bike	Seg. 1	Seg. 2	Seg. 3	Seg. 4	Ideal Time		
				Diff. 1	Diff. 2	Diff. 3	Diff. 4	Best Lap	Pos.	Diff.
1	1 T. RAZGATLIOGLU	TUR	Yamaha YZF R1	18.776 +0.009	23.950	22.684	30.766 +0.048	1'36.176 1'36.233	1	0.057
2	65 J. REA	GBR	Kawasaki ZX-10RR	18.865 +0.021	23.999	22.751 +0.113	30.822	1'36.437 1'36.571	2	0.134
3	55 A. LOCATELLI	ITA	Yamaha YZF R1	18.932 +0.267	24.035 +0.024	22.912 +0.017	30.935 +0.080	1'36.814 1'37.202	5	0.388
4	19 A. BAUTISTA	ESP	Ducati Panigale V4R	18.996 +0.047	24.036	22.848 +0.037	30.955 +0.096	1'36.835 1'37.015	3	0.180
5	22 A. LOWES	GBR	Kawasaki ZX-10RR	19.130	24.112 +0.203	22.985	30.956	1'37.183 1'37.386	6	0.203
6	21 M. RINALDI	ITA	Ducati Panigale V4R	19.029	24.181	23.019	30.970	1'37.199 1'37.199	4	
7	45 S. REDDING	GBR	BMW M1000RR	18.969	24.135 +0.009	22.968 +0.035	31.166 +0.124	1'37.238 1'37.406	7	0.168
8	97 X. VIERGE	ESP	Honda CBR1000 RR-R	19.018 +0.260	24.175 +0.120	23.072	30.991	1'37.256 1'37.636	10	0.380
9	7 I. LECUONA	ESP	Honda CBR1000 RR-R	19.055 +0.014	24.325 +0.002	22.934 +0.112	30.962 +0.042	1'37.276 1'37.446	8	0.170
10	76 L. BAZ	FRA	BMW M1000RR	18.969 +0.060	24.184 +0.199	22.917 +0.081	31.373	1'37.443 1'37.783	11	0.340
11	47 A. BASSANI	ITA	Ducati Panigale V4R	19.245	24.271 +0.010	23.012	30.968	1'37.496 1'37.506	9	0.010
12	31 G. GERLOFF	USA	Yamaha YZF R1	19.080 +0.037	24.171 +0.046	23.178 +0.223	31.195	1'37.624 1'37.930	12	0.306
13	12 X. FORES	ESP	Ducati Panigale V4R	19.229 +0.026	24.331 +0.095	23.054 +0.047	31.216 +0.161	1'37.830 1'38.159	15	0.329
14	3 K. NOZANE	JPN	Yamaha YZF R1	19.210 +0.088	24.310	23.074 +0.136	31.251	1'37.845 1'38.069	13	0.224
15	44 L. MAHIAS	FRA	Kawasaki ZX-10RR	19.487	24.432	23.166	30.984	1'38.069 1'38.069	14	
16	17 M. FRITZ	GER	Yamaha YZF R1	19.204	24.408	23.105	31.450	1'38.167 1'38.167	16	
17	29 L. BERNARDI	SMR	Ducati Panigale V4R	19.264	24.391	23.310 +0.189	31.380 +0.012	1'38.345 1'38.546	17	0.201
18	50 E. LAVERTY	IRL	BMW M1000RR	19.316	24.431 +0.126	23.222 +0.052	31.425	1'38.394 1'38.572	18	0.178
19	32 I. VINALES	ESP	Kawasaki ZX-10RR	19.329	24.474	23.308 +0.079	31.572 +0.018	1'38.683 1'38.780	19	0.097
20	23 C. PONSSON	FRA	Yamaha YZF R1	19.460 +0.059	24.440 +0.129	23.398 +0.048	31.497	1'38.795 1'39.031	20	0.236
21	35 H. SYHRIN	MAS	Honda CBR1000 RR-R	19.501 +0.098	24.552	23.401 +0.042	31.439 +0.036	1'38.893 1'39.069	21	0.176
22	52 D. KONIG	CZE	Kawasaki ZX-10RR	19.402 +0.106	24.808 +0.267	23.345 +0.079	32.063	1'39.618 1'40.070	23	0.452
23	36 L. MERCADO	ARG	Honda CBR1000 RR-R	19.704	24.806 +0.083	23.550 +0.022	31.746	1'39.806 1'39.911	22	0.105
Overall Ideal Time				18.776	23.950	22.684	30.766	1'36.176		

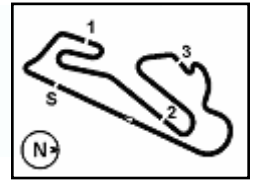
21/05/2022

These data/results cannot be reproduced, stored and/or transmitted in whole or in part by any manner of electronic, mechanical, photocopying, recording, broadcasting or otherwise now known or herein after developed without the previous express consent by the copyright owner, except for reproduction in daily press and regular printed publications on sale to the public within 60 days of the event related to those data/results and always provided that copyright symbol appears together as follows below.

© DORNA WSBK ORGANIZATION Srl 2022

FIGR PERUGIA TIMING





Estoril Round, 20-22 May 2022

Chronological Analysis Free Practice 3rd Session

1° 1 T. RAZGATLIOGLU [1'36.233]							
Lap	Seg1	Seg2	Seg3	Seg4	Lap Time	km/h	Local Time
1		25.841	23.980	31.879			9:02'32.441
2	19.954	25.037	23.313	31.824	1'40.128	303,4	9:04'12.569
3	19.300	24.317	23.822	31.676	1'39.115	304,2	9:05'51.684
4	19.289	24.388	23.063	31.490	1'38.230	305,9	9:07'29.914
5			23.532	40.921	1'49.715P	308,6	9:09'19.629
6	6'45.564	25.189	23.752	31.260	8'05.765P		9:17'25.394
7	18.927	24.044	22.757	30.766	1'36.494	305,1	9:19'01.888
8	18.893	23.963	22.765	30.844	1'36.465	306,8	9:20'38.353
9	18.785	23.950	22.684	30.814	1'36.233	305,1	9:22'14.586
10	18.776	23.993	22.769	30.786	1'36.324C	307,7	9:23'50.910
11	18.866	24.038	22.935	30.918	1'36.757	309,5	9:25'27.667
12	18.788	24.036	22.727	31.020	1'36.571	310,3	9:27'04.238
13	18.938	24.113	22.767	30.910	1'36.728	309,5	9:28'40.966
14	19.074	24.026	23.003	31.145	1'37.248	306,8	9:30'18.214

2° 65 J. REA [1'36.571]							
Lap	Seg1	Seg2	Seg3	Seg4	Lap Time	km/h	Local Time
1		25.662	24.082	31.277			9:01'50.708
2	19.237	24.138	23.002	30.867	1'37.244	308,6	9:03'27.952
3	19.099	24.011	22.964	30.950	1'37.024	307,7	9:05'04.976
4	18.928	23.999	22.751	31.083	1'36.761	306,8	9:06'41.737
5	18.922	24.127	22.857	30.854	1'36.760	307,7	9:08'18.497
6	18.886	23.999	22.864	30.822	1'36.571	309,5	9:09'55.068
7	19.018	26.199	26.851	40.710	1'52.778P	311,2	9:11'47.846
8	11'34.364	24.913	23.684	31.473	12'54.434P		9:24'42.280
9			23.105	38.209	1'44.907P	309,5	9:26'27.187
10	1'31.698	24.303	22.868	31.049	2'49.918P		9:29'17.105
11	18.865	24.060	22.958	31.301	1'37.184	310,3	9:30'54.289

3° 19 A. BAUTISTA [1'37.015]							
Lap	Seg1	Seg2	Seg3	Seg4	Lap Time	km/h	Local Time
1		26.040	24.320	31.550			9:02'03.190
2	19.638	24.309	23.193	30.995	1'38.135	303,4	9:03'41.325
3	19.303	24.076	23.624	31.220	1'38.223	321,4	9:05'19.548
4	19.341	24.202	26.577	31.092	1'41.212	314,0	9:07'00.760
5	18.996	24.192	22.848	31.058	1'37.094	320,5	9:08'37.854
6	19.009	24.132	23.030	30.985	1'37.156	317,6	9:10'15.010
7	19.087	24.050	23.092	30.955	1'37.184	318,6	9:11'52.194
8	19.043	24.036	22.885	31.051	1'37.015	317,6	9:13'29.209
9	19.096	24.179	23.511	40.544	1'47.330P	318,6	9:15'16.539
10	7'35.125	24.645	23.128	31.194	8'54.092P		9:24'10.631
11			23.007	31.112	1'37.486	321,4	9:25'48.117
12	19.100	24.145	22.949	31.165	1'37.359	320,5	9:27'25.476
13	19.099	24.130	23.075	31.362	1'37.666	318,6	9:29'03.142
14	19.142	24.209	23.023	31.356	1'37.730	316,7	9:30'40.872

4° 21 M. RINALDI [1'37.199]							
Lap	Seg1	Seg2	Seg3	Seg4	Lap Time	km/h	Local Time
1		26.631	23.951	31.523			9:02'32.475
2	19.687	25.502	23.478	31.603	1'40.270	308,6	9:04'12.745
3	19.549	24.262	25.733	34.668	1'44.212	296,7	9:05'56.957
4	19.162	24.227	23.111	31.198	1'37.698	314,9	9:07'34.655
5			23.141	31.319	1'37.946	316,7	9:09'12.601
6	19.029	24.181	23.019	30.970	1'37.199	314,9	9:10'49.800
7	24.349	28.300	26.310	42.071	2'01.030P	316,7	9:12'50.830
8	9'55.484	25.314	23.249	31.523	11'15.570P		9:24'06.400
9			23.091	31.401	1'38.178	314,9	9:25'44.578
10	19.246	24.872	30.045	32.204	1'46.367	316,7	9:27'30.945
11	19.284	24.453	24.688	32.020	1'40.445	313,0	9:29'11.390
12	19.434	24.704	23.513	31.967	1'39.618	314,9	9:30'51.008

5° 55 A. LOCATELLI [1'37.202]							
Lap	Seg1	Seg2	Seg3	Seg4	Lap Time	km/h	Local Time
1		26.689	24.873	34.757			9:02'33.291
2	20.192	25.075	23.936	31.672	1'40.875	293,5	9:04'14.166
3	19.596	24.431	25.245	31.827	1'41.099	306,8	9:05'55.265
4	19.424	24.413	23.394	31.400	1'38.631	305,9	9:07'33.896
5			24.005	40.156	1'48.473P	308,6	9:09'22.369
6	6'43.482	24.917	23.656	31.176	8'03.231P		9:17'25.600
7	19.199	24.059	22.929	31.015	1'37.202	304,2	9:19'02.802
8	19.410	24.035	23.064	30.935	1'37.444	308,6	9:20'40.246
9	18.932	24.058	24.246	31.159	1'38.395	311,2	9:22'18.641
10	19.020	24.166	22.912	31.018	1'37.116C	306,8	9:23'55.757
11	19.001	24.212	23.001	31.036	1'37.250	310,3	9:25'33.007
12	19.087	24.159	23.006	31.098	1'37.350	311,2	9:27'10.357
13	19.209	24.314	23.228	31.393	1'38.144	310,3	9:28'48.501
14	19.240	24.345	23.194	31.642	1'38.421	306,8	9:30'26.922

6° 22 A. LOWES [1'37.386]							
Lap	Seg1	Seg2	Seg3	Seg4	Lap Time	km/h	Local Time
1		26.052	24.793	32.302			9:01'54.832
2	19.499	24.764	23.881	35.230	1'43.374	309,5	9:03'38.206
3	19.269	24.228	23.625	31.472	1'38.594	306,8	9:05'16.800
4	19.162	24.112	23.760	31.360	1'38.394	305,9	9:06'55.194
5	19.130	24.315	22.985	30.956	1'37.386	309,5	9:08'32.580
6	19.440	24.497	23.376	31.682	1'38.995	307,7	9:10'11.575
7	19.141	24.358	23.322	31.425	1'38.246	307,7	9:11'49.821
8	19.169	24.556	23.448	31.492	1'38.665	305,1	9:13'28.486
9	19.254	24.397	23.055	31.401	1'38.107	305,9	9:15'06.593
10	19.167	24.423	23.194	31.355	1'38.139	308,6	9:16'44.732
11	21.172	25.637	27.505	42.172	1'56.486P	305,1	9:18'41.218
12			24.003	31.803	7'52.575P		9:26'33.793
13	19.362	24.530	23.175	31.467	1'38.534	307,7	9:28'12.327
14	19.214	24.454	23.324	31.756	1'38.748	306,8	9:29'51.075
15	19.361	24.571	23.321	31.563	1'38.816	306,8	9:31'29.891

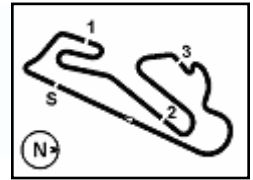
7° 45 S. REDDING [1'37.406]							
Lap	Seg1	Seg2	Seg3	Seg4	Lap Time	km/h	Local Time
1		25.770	24.429	31.689			9:02'03.553
2	19.477	24.291	23.187	31.478	1'38.433	315,8	9:03'41.986
3	19.228	24.336	23.211	31.166	1'37.941	315,8	9:05'19.927
4	19.356	24.259	26.448	31.431	1'41.494	314,0	9:07'01.421
5	19.161	24.225	22.978	31.250	1'37.614	310,3	9:08'39.035
6	19.221	24.240	22.968	31.268	1'37.697	313,0	9:10'16.732
7	19.079	24.209	31.009	40.079	1'54.376P	313,0	9:12'11.108
8	5'17.877	25.467	23.816	31.984	6'39.144P		9:18'50.252
9	19.184	24.254	24.290	31.886	1'39.614	308,6	9:20'29.866
10	19.164	24.391	23.400	38.684	1'45.639P	306,8	9:22'15.505
11	4'10.734	25.726	23.844	31.618	5'31.922P		9:27'47.427
12	18.975	24.135	23.012	31.353	1'37.475	310,3	9:29'24.902
13	18.969	24.144	23.003	31.290	1'37.406	311,2	9:31'02.308

8° 7 I. LECUONA [1'37.446]							
Lap	Seg1	Seg2	Seg3	Seg4	Lap Time	km/h	Local Time
1		26.585	24.473	32.455			9:01'53.912
2	20.041	26.146	24.215	41.423	1'51.825P	308,6	9:03'45.737
3			24.140	34.198	5'28.977P		9:09'14.714
4	19.199	24.479	23.046	30.993	1'37.717	314,9	9:10'52.431
5	19.224	24.351	22.934	30.962	1'37.471	314,0	9:12'29.902
6	19.174	24.383	23.098	31.204	1'37.859	309,5	9:14'07.761
7	19.069	24.327	23.046	31.004	1'37.446	311,2	9:15'45.207
8	19.092	24.325	23.242	31.166	1'37.825	315,8	9:17'23.032

21/05/2022 P = Pits In/Out - C = Lap Time Cancelled

These data/results cannot be reproduced, stored and/or transmitted in whole or in part by any manner of electronic, mechanical, photocopying, recording, broadcasting or otherwise now known or herein after developed without the previous express consent by the copyright owner, except for reproduction in daily press and regular printed publications on sale to the public within 60 days of the event related to those data/results and always provided that copyright symbol appears together as follows below.

© DORNA WSBK ORGANIZATION Srl 2022



Estoril Round, 20-22 May 2022

Chronological Analysis Free Practice 3rd Session

9	19.165	24.404	23.215	33.473	1'40.257	307,7	9:19'03.289	2	19.455	24.410	26.945	32.455	1'43.265	304,2	9:04'28.782
10	19.303	24.534	23.353	31.461	1'38.651	313,0	9:20'41.940	3	19.419	24.451	24.138	31.505	1'39.513	302,5	9:06'08.295
11	19.107	24.354	23.174	31.132	1'37.767	310,3	9:22'19.707	4	19.678	24.765	23.211	31.768	1'39.422	305,9	9:07'47.717
12	19.199	24.434	23.119	31.210	1'37.962C	312,1	9:23'57.669	5			23.718	40.568	1'49.188P	305,1	9:09'36.905
13	19.099	24.394	23.069	31.066	1'37.628	312,1	9:25'35.297	6	7'19.581	25.030	23.736	31.517	8'39.864P		9:18'16.769
14	19.093	24.559	23.222	31.144	1'38.018	313,0	9:27'13.315	7	19.394	24.299	23.178	31.205	1'38.076	304,2	9:19'54.845
15	19.123	24.453	23.173	31.213	1'37.962	312,1	9:28'51.277	8	19.117	24.217	23.401	31.195	1'37.930	305,1	9:21'32.775
16	19.055	24.543	23.218	31.264	1'38.080	313,0	9:30'29.357								

9° 47 A. BASSANI [1'37.506]							
Lap	Seg1	Seg2	Seg3	Seg4	Lap Time	km/h	Local Time
1		29.262	26.544	31.915			9:03'45.787
2	19.746	24.516	24.444	31.610	1'40.316	307,7	9:05'26.103
3	19.671	24.790	23.517	31.575	1'39.553	309,5	9:07'05.656
4			24.060	42.789	1'51.871P	308,6	9:08'57.527
5	3'52.983	25.824	23.703	31.349	5'13.859P		9:14'11.386
6	19.245	24.281	23.012	30.968	1'37.506	307,7	9:15'48.892
7	19.292	24.271	23.162	31.105	1'37.830	310,3	9:17'26.722
8	19.460	24.520	24.231	31.930	1'40.141	310,3	9:19'06.863
9	19.704	24.658	23.411	31.837	1'39.610	306,8	9:20'46.473
10	19.642	24.867	24.348	34.478	1'43.335	307,7	9:22'29.808
11	19.809	24.880	23.684	32.332	1'40.705	309,5	9:24'10.513
12			24.734	44.025	1'57.946P	310,3	9:26'08.459
13	3'54.539	27.319	25.699	36.308	5'23.865P		9:31'32.324

13° 3 K. NOZANE [1'38.069]								
Lap	Seg1	Seg2	Seg3	Seg4	Lap Time	km/h	Local Time	
1			27.088	24.404			9:02'22.507	
2	20.370		25.074	25.153	32.001	1'42.598	299,2	9:04'05.105
3	19.737	24.839	23.667	31.918	1'40.161	301,7	9:05'45.266	
4	19.642	24.818	23.766	31.835	1'40.061	301,7	9:07'25.327	
5			24.015	43.817	2'02.134P	301,7	9:09'27.461	
6	5'16.568	26.554	25.446	31.700	6'40.268P		9:16'07.729	
7	19.397	24.462	23.074	31.296	1'38.229	300,0	9:17'45.958	
8	19.298	24.310	23.210	31.251	1'38.069	300,0	9:19'24.027	
9	19.210	24.315	23.139	31.500	1'38.164	303,4	9:21'02.191	
10	19.356	24.675	23.322	31.855	1'39.208	299,2	9:22'41.399	
11	19.468	24.507	24.153	43.920	1'52.048P	300,0	9:24'33.447	
12	1'29.104	26.934	23.537	33.775	2'53.350P		9:27'26.797	
13	19.494	24.806	23.496	31.739	1'39.535	302,5	9:29'06.332	
14	19.566	24.774	23.550	32.176	1'40.066	305,1	9:30'46.398	

10° 97 X. VIERGE [1'37.636]							
Lap	Seg1	Seg2	Seg3	Seg4	Lap Time	km/h	Local Time
1		25.947	24.425	31.854			9:02'04.140
2	19.845	24.900	23.740	31.552	1'40.037	305,9	9:03'44.177
3	19.398	24.589	23.633	31.436	1'39.056	321,4	9:05'23.233
4	19.261	24.500	23.544	31.477	1'38.782	317,6	9:07'02.015
5	19.273	24.497	23.317	31.501	1'38.588	321,4	9:08'40.603
6	19.368	24.522	23.721	46.996	1'54.607P	318,6	9:10'35.210
7	6'34.548	24.992	23.774	31.544	7'54.858P		9:18'30.068
8	19.278	24.295	23.072	30.991	1'37.636	314,9	9:20'07.704
9	19.044	24.180	23.542	31.264	1'38.030	317,6	9:21'45.734
10	19.018	24.175	23.081	31.190	1'37.464C	322,4	9:23'23.198
11	19.104	24.309	27.587	33.068	1'44.068	315,8	9:25'07.266
12	19.681	26.024	24.108	43.204	1'53.017P	314,0	9:27'00.283
13	2'45.375	26.902	25.915	33.443	4'11.635P		9:31'11.918

14° 44 L. MAHIAS [1'38.069]							
Lap	Seg1	Seg2	Seg3	Seg4	Lap Time	km/h	Local Time
1		25.758	28.904	32.178			9:02'23.524
2	19.712	24.689	28.539	32.042	1'44.982	300,0	9:04'08.506
3	19.857	24.497	23.259	31.318	1'38.931	297,5	9:05'47.437
4	19.487	24.432	23.166	30.984	1'38.069	300,8	9:07'25.506
5			23.204	31.405	1'38.987	285,0	9:09'04.493
6	19.517	24.444	23.211	31.198	1'38.370	300,0	9:10'42.863
7	22.781	26.954	24.516	42.716	1'56.967P	300,8	9:12'39.830
8	6'10.888	25.115	29.306	32.043	7'37.352P		9:20'17.182
9	19.983	28.959	27.491	32.379	1'48.812	295,1	9:22'05.994
10	19.706	24.687	23.999	40.649	1'49.041P	298,3	9:23'55.035

11° 76 L. BAZ [1'37.783]							
Lap	Seg1	Seg2	Seg3	Seg4	Lap Time	km/h	Local Time
1		26.649	24.399	32.503			9:01'54.191
2	19.900	24.945	23.638	32.664	1'41.147	311,2	9:03'35.338
3	19.619	24.729	23.612	31.668	1'39.628	308,6	9:05'14.966
4	19.582	24.481	23.401	31.585	1'39.049	306,8	9:06'54.015
5	19.224	24.470	23.252	31.480	1'38.426	308,6	9:08'32.441
6	19.292	24.526	23.316	32.369	1'39.503	310,3	9:10'11.944
7	19.344	26.101	25.430	41.256	1'52.131P	314,9	9:12'04.075
8	5'10.802	25.357	24.395	32.086	6'32.640P		9:18'36.715
9	19.141	24.413	27.630	31.704	1'42.888	306,8	9:20'19.603
10	19.214	24.200	26.297	31.988	1'41.699	307,7	9:22'01.302
11	18.969	24.184	22.917	31.469	1'37.539C	309,5	9:23'38.841
12	19.029	24.383	22.998	31.373	1'37.783	307,7	9:25'16.624
13	25.019	25.792	30.804	36.972	1'58.587	313,0	9:27'15.211
14	19.294	24.733	23.525	32.207	1'39.759	306,8	9:28'54.970
15	19.856	25.039	23.903	33.330	1'42.128	308,6	9:30'37.098

15° 12 X. FORES [1'38.159]							
Lap	Seg1	Seg2	Seg3	Seg4	Lap Time	km/h	Local Time
1		26.347	24.601	32.155			9:04'02.872
2	19.763	24.645	26.865	31.481	1'42.754	299,2	9:05'45.626
3	19.503	24.800	23.307	31.293	1'38.903	305,9	9:07'24.529
4			23.309	31.216	1'38.304	305,9	9:09'02.833
5	19.843	24.506	25.483	31.944	1'41.776	309,5	9:10'44.609
6	19.369	24.331	23.133	31.368	1'38.201	308,6	9:12'22.810
7	19.392	24.428	23.095	31.472	1'38.387	303,4	9:14'01.197
8	19.255	24.426	23.101	31.377	1'38.159	306,8	9:15'39.356
9	19.229	24.433	23.054	31.580	1'38.296	305,1	9:17'17.652
10	19.269	25.904	24.200	45.671	1'55.044P	302,5	9:19'12.696
11	4'07.930	26.903	23.980	31.682	5'30.495P		9:24'43.191
12			24.776	42.944	1'52.045P	308,6	9:26'35.236
13	3'25.936	25.757	24.525	32.529	4'48.747P		9:31'23.983

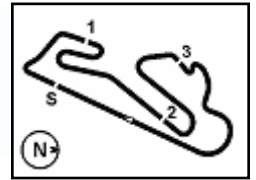
12° 31 G. GERLOFF [1'37.930]							
Lap	Seg1	Seg2	Seg3	Seg4	Lap Time	km/h	Local Time
1		25.236	23.614	31.665			9:02'45.517

16° 17 M. FRITZ [1'38.167]							
Lap	Seg1	Seg2	Seg3	Seg4	Lap Time	km/h	Local Time
1		27.572	24.726	32.457			9:03'42.649
2	19.844	25.001	23.687	31.878	1'40.410	303,4	9:05'23.059
3	19.785	24.627	23.515	31.608	1'39.535	298,3	9:07'02.594
4			23.366	31.667	1'39.008	305,9	9:08'41.602
5	19.455	24.533	23.381	31.734	1'39.103	304,2	9:10'20.705
6	19.792	24.717	23.517	31.809	1'39.835	302,5	9:12'00.540

21/05/2022 P = Pits In/Dut - C = Lap Time Cancelled

These data/results cannot be reproduced, stored and/or transmitted in whole or in part by any manner of electronic, mechanical, photocopying, recording, broadcasting or otherwise now known or herein after developed without the previous express consent by the copyright owner, except for reproduction in daily press and regular printed publications on sale to the public within 60 days of the event related to those data/results and always provided that copyright symbol appears together as follows below.

© DORNA WSBK ORGANIZATION Srl 2022



Estoril Round, 20-22 May 2022

Chronological Analysis Free Practice 3rd Session

7	19.673	24.786	23.649	43.020	1'51.128P	300,0	9:13'51.668
8	2'18.433	26.207	24.094	31.918	3'40.652P		9:17'32.320
9	19.446	24.484	23.340	31.473	1'38.743	295,9	9:19'11.063
10	19.204	24.408	23.105	31.450	1'38.167	300,0	9:20'49.230
11	19.265	24.435	23.704	31.896	1'39.300	300,8	9:22'28.530
12	19.371	24.736	23.325	31.896	1'39.328	300,8	9:24'07.858
13			24.359	45.462	2'01.271P	304,2	9:26'09.129
14	2'44.088	25.350	23.993	31.927	4'05.358P		9:30'14.487

2	19.736	24.686	23.689	31.554	1'39.665	302,5	9:04'03.968
3	19.519	24.569	23.446	31.497	1'39.031	299,2	9:05'42.999
4	23.910	25.069	23.672	31.947	1'44.598	297,5	9:07'27.597
5			37.065	32.784	1'54.030	299,2	9:09'21.627
6	19.710	24.677	23.493	31.567	1'39.447	301,7	9:11'01.074
7	19.496	24.440	26.011	40.955	1'50.902P	300,8	9:12'51.976
8	6'21.328	27.092	25.164	34.423	7'48.007P		9:20'39.983
9	19.909	24.743	24.659	31.946	1'41.257	297,5	9:22'21.240
10	19.609	24.758	23.543	31.678	1'39.588C	300,8	9:24'00.828
11	19.574	24.693	23.398	31.580	1'39.245	300,0	9:25'40.073
12	19.460	24.830	23.547	31.744	1'39.581	301,7	9:27'19.654
13	19.497	24.767	23.487	31.715	1'39.466	300,0	9:28'59.120
14	19.476	24.824	23.490	31.943	1'39.733	297,5	9:30'38.853

17° 29 L. BERNARDI [1'38.546]

Lap	Seg1	Seg2	Seg3	Seg4	Lap Time	km/h	Local Time
1		28.669	25.878	32.567			9:02'03.511
2	20.114	24.878	23.865	31.693	1'40.550	312,1	9:03'44.061
3	19.757	24.680	23.811	31.702	1'39.950	314,9	9:05'24.011
4	19.522	24.445	23.679	31.571	1'39.217	312,1	9:07'03.228
5			23.628	31.454	1'39.018	316,7	9:08'42.246
6	19.365	24.479	23.332	31.380	1'38.556	315,8	9:10'20.802
7	19.452	24.417	29.270	41.268	1'54.407P	317,6	9:12'15.209
8	7'03.700	29.504	24.117	31.840	8'29.161P		9:20'44.370
9	19.839	24.796	23.844	31.684	1'40.163	309,5	9:22'24.533
10	19.326	24.489	23.323	31.463	1'38.601	313,0	9:24'03.134
11	19.264	24.391	23.499	31.392	1'38.546	314,9	9:25'41.680
12	19.392	24.421	23.327	31.479	1'38.619	314,9	9:27'20.299
13	20.825	25.899	25.429	31.711	1'43.864	311,2	9:29'04.163
14	19.443	24.440	23.310	31.557	1'38.750	314,9	9:30'42.913

21° 35 H. SYAHRIN [1'39.069]

Lap	Seg1	Seg2	Seg3	Seg4	Lap Time	km/h	Local Time
1		28.096	25.972	32.484			9:02'00.369
2	19.767	25.248	23.908	31.782	1'40.705	303,4	9:03'41.074
3	19.831	24.637	23.691	31.439	1'39.598	304,2	9:05'20.672
4	19.599	24.552	23.443	31.475	1'39.069	305,9	9:06'59.741
5	19.786	33.643	24.515	33.664	1'51.608	303,4	9:08'51.349
6	19.501	24.845	23.401	31.888	1'39.635	299,2	9:10'30.984
7	24.185	28.113	26.727	45.759	2'04.784P	302,5	9:12'35.768
8	7'52.888	26.990	24.693	33.198	9'17.769P		9:21'53.537
9	20.006	25.069	23.801	32.222	1'41.098C	295,1	9:23'34.635
10	19.737	24.944	23.728	32.553	1'40.962	300,0	9:25'15.597
11	26.978	26.070	24.323	43.423	2'00.794P	299,2	9:27'16.391
12	2'44.777	31.070	27.769	34.435	4'18.051P		9:31'34.442

18° 50 E. LAVERTY [1'38.572]

Lap	Seg1	Seg2	Seg3	Seg4	Lap Time	km/h	Local Time
1		25.919	23.859	31.736			9:01'51.440
2	19.720	24.509	23.423	31.516	1'39.168	313,0	9:03'30.608
3	19.504	24.431	24.996	31.936	1'40.867	315,8	9:05'11.475
4	19.502	24.665	23.386	31.723	1'39.276	310,3	9:06'50.751
5	19.447	24.432	23.373	31.646	1'38.898	312,1	9:08'29.649
6	19.342	24.466	23.369	31.569	1'38.746	313,0	9:10'08.395
7	19.326	24.473	23.477	43.127	1'50.403P	314,0	9:11'58.798
8	6'46.268	26.017	23.809	31.974	8'08.068P		9:20'06.866
9	19.441	24.475	23.426	31.496	1'38.838	311,2	9:21'45.704
10	19.447	24.607	23.462	31.724	1'39.240C	313,0	9:23'24.944
11	19.488	24.845	23.411	41.256	1'49.000P	312,1	9:25'13.944
12	1'44.781	25.492	23.867	31.765	3'05.905P		9:28'19.849
13	19.342	24.444	23.222	31.572	1'38.580	313,0	9:29'58.429
14	19.316	24.557	23.274	31.425	1'38.572	314,0	9:31'37.001

22° 36 L. MERCADO [1'39.911]

Lap	Seg1	Seg2	Seg3	Seg4	Lap Time	km/h	Local Time
1		28.372	31.635	32.567			9:02'05.726
2	21.088	26.285	24.455	32.098	1'43.926	278,4	9:03'49.652
3	19.932	24.840	27.399	32.003	1'44.174	300,0	9:05'33.826
4	19.704	24.889	23.572	31.746	1'39.911	298,3	9:07'13.737
5			23.550	31.967	1'40.168	297,5	9:08'53.905
6	23.892	26.286	24.574	41.774	1'56.526P	276,9	9:10'50.431
7	10'12.386	29.867	25.834	32.220	11'40.307P		9:22'30.738
8	19.801	24.806	23.659	31.794	1'40.060	298,3	9:24'10.798
9			26.088	42.849	1'58.457P	292,7	9:26'09.255

23° 52 O. KONIG [1'40.070]

Lap	Seg1	Seg2	Seg3	Seg4	Lap Time	km/h	Local Time
1		26.830	24.938	32.648			9:01'56.435
2	20.068	25.378	23.925	32.425	1'41.796	301,7	9:03'38.231
3	20.039	25.267	26.815	35.021	1'47.142	299,2	9:05'25.373
4	19.782	24.996	24.203	32.383	1'41.364	300,0	9:07'06.737
5			26.716	36.362	1'47.908	304,2	9:08'54.645
6	19.867	25.167	23.703	32.309	1'41.046	305,1	9:10'35.691
7	19.980	25.576	23.985	42.760	1'52.301P	303,4	9:12'27.992
8	8'04.503	25.486	25.184	32.132	9'27.305P		9:21'55.297
9	19.402	24.808	23.345	32.061	1'39.616C	300,0	9:23'34.913
10	19.640	25.043	27.175	32.656	1'44.514	307,7	9:25'19.427
11	19.508	25.075	23.424	32.063	1'40.070	301,7	9:26'59.497
12	19.692	28.909	23.663	32.470	1'44.734	299,2	9:28'44.231
13	19.748	25.106	23.904	32.648	1'41.406	298,3	9:30'25.637

19° 32 I. VINALES [1'38.780]

Lap	Seg1	Seg2	Seg3	Seg4	Lap Time	km/h	Local Time
1		26.583	24.377	31.962			9:01'55.153
2	19.831	25.314	24.060	34.915	1'44.120	300,8	9:03'39.273
3	19.814	24.496	24.159	31.950	1'40.419	296,7	9:05'19.692
4	19.857	24.612	23.568	31.679	1'39.716	292,7	9:06'59.408
5			23.490	31.637	1'44.205	293,5	9:08'43.613
6	19.465	24.577	23.308	31.572	1'38.922	296,7	9:10'22.535
7	19.329	24.474	23.387	31.590	1'38.780	297,5	9:12'01.315
8	19.681	24.538	23.496	44.856	1'52.571P	295,9	9:13'53.886
9	8'27.558	25.282	28.844	32.598	9'54.282CP		9:23'48.166
10	19.857	24.995	23.668	31.860	1'40.380	290,3	9:25'28.548
11	19.436	24.753	23.567	31.966	1'39.722	296,7	9:27'08.270
12	19.998	29.818	23.787	32.295	1'45.898	295,1	9:28'54.168
13	19.832	24.974	23.725	32.352	1'40.883	288,8	9:30'35.051

20° 23 C. PONSSON [1'39.031]

Lap	Seg1	Seg2	Seg3	Seg4	Lap Time	km/h	Local Time
1		26.287	24.542	31.830			9:02'24.303

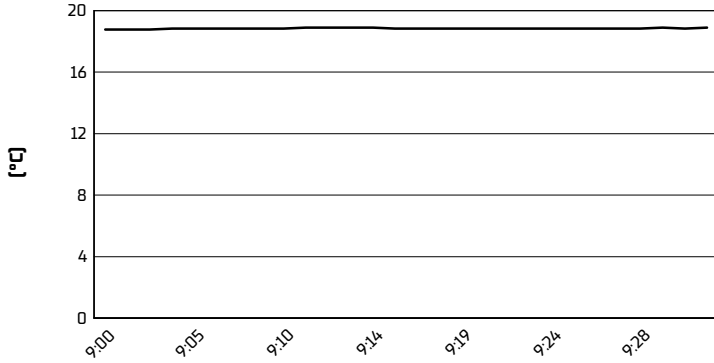
21/05/2022 P = Pits In/Out - C = Lap Time Cancelled

These data/results cannot be reproduced, stored and/or transmitted in whole or in part by any manner of electronic, mechanical, photocopying, recording, broadcasting or otherwise now known or herein after developed without the previous express consent by the copyright owner, except for reproduction in daily press and regular printed publications on sale to the public within 60 days of the event related to those data/results and always provided that copyright symbol appears together as follows below.

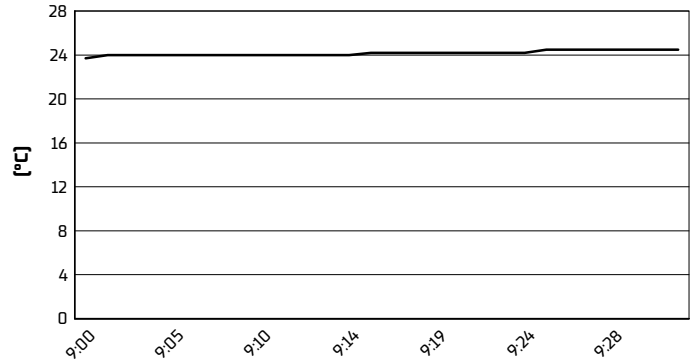
© DORNA WSBK ORGANIZATION Srl 2022

Estoril Round, 20-22 May 2022
Weather Report Free Practice 3rd Session
Session started 09:00 - Session ended 9:33

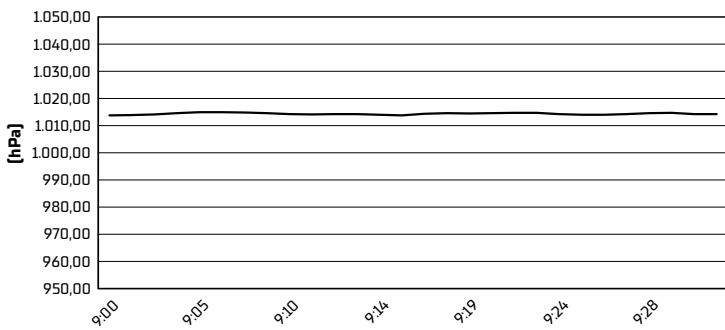
Air Temperature



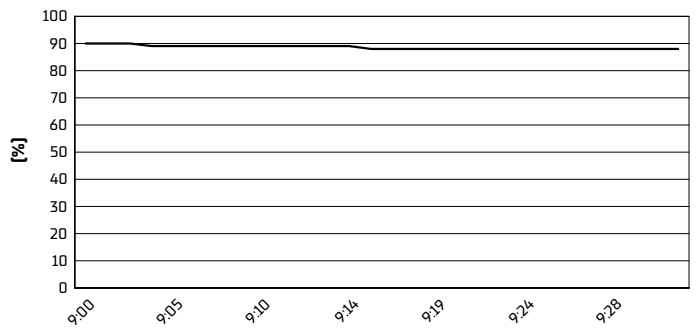
Track Temperature



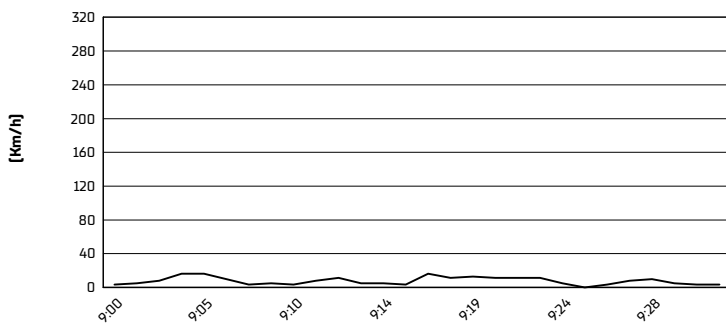
Air Pressure



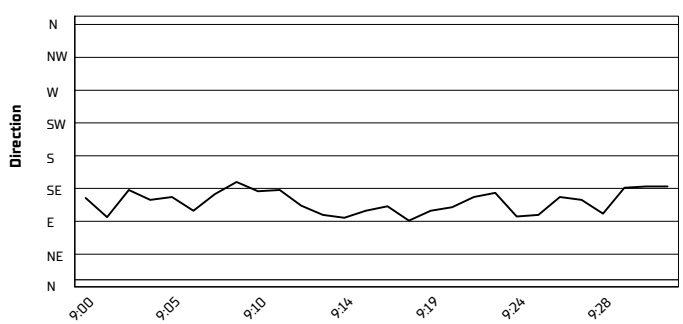
Humidity



Wind Speed



Wind Direction



21/05/2022

These data/results cannot be reproduced, stored and/or transmitted in whole or in part by any manner of electronic, mechanical, photocopying, recording, broadcasting or otherwise now known or herein after developed without the previous express consent by the copyright owner, except for reproduction in daily press and regular printed publications on sale to the public within 60 days of the event related to those data/results and always provided that copyright symbol appears together as follows below.

© DORNA WSBK ORGANIZATION Srl 2022